(12) INTERNATIONAL APPLICATION PUBLISHED UNDER THE PATENT COOPERATION TREATY (PCT)

(19) World Intellectual Property Organization
International Bureau

(43) International Publication Date
29 December 2004 (29.12.2004)

PCT

(10) International Publication Number
WO 2004/113371 A2

(51) International Patent Classification[7]: C07K 14/195

(21) International Application Number:
PCT/IB2004/002351

(22) International Filing Date: 25 June 2004 (25.06.2004)

(25) Filing Language: English

(26) Publication Language: English

(30) Priority Data:
0315022.4 26 June 2003 (26.06.2003) GB

(71) Applicant *(for all designated States except US)*: **CHIRON SRL** [IT/IT]; Via Fiorentina 1, I-53100 Siena (IT).

(72) Inventors; and
(75) Inventors/Applicants *(for US only)*: **MASIGNANI, Vega** [IT/IT]; Chiron Srl, Via Fiorentina 1, I-53100 Siena (IT). **ARICO, Maria, Beatrice** [IT/IT]; Chiron Srl, Via Fiorentina 1, I-53100 Siena (IT).

(74) Agents: **MARSHALL, Cameron, John** et al.; Carpmaels & Ransford, 43-45 Bloomsbury Square, London WC1A 2RA (GB).

(81) Designated States *(unless otherwise indicated, for every kind of national protection available)*: AE, AG, AL, AM, AT, AU, AZ, BA, BB, BG, BR, BW, BY, BZ, CA, CH, CN, CO, CR, CU, CZ, DE, DK, DM, DZ, EC, EE, EG, ES, FI, GB, GD, GE, GH, GM, HR, HU, ID, IL, IN, IS, JP, KE, KG, KP, KR, KZ, LC, LK, LR, LS, LT, LU, LV, MA, MD, MG, MK, MN, MW, MX, MZ, NA, NI, NO, NZ, OM, PG, PH, PL, PT, RO, RU, SC, SD, SE, SG, SK, SL, SY, TJ, TM, TN, TR, TT, TZ, UA, UG, US, UZ, VC, VN, YU, ZA, ZM, ZW.

(84) Designated States *(unless otherwise indicated, for every kind of regional protection available)*: ARIPO (BW, GH, GM, KE, LS, MW, MZ, NA, SD, SL, SZ, TZ, UG, ZM, ZW), Eurasian (AM, AZ, BY, KG, KZ, MD, RU, TJ, TM), European (AT, BE, BG, CH, CY, CZ, DE, DK, EE, ES, FI, FR, GB, GR, HU, IE, IT, LU, MC, NL, PL, PT, RO, SE, SI, SK, TR), OAPI (BF, BJ, CF, CG, CI, CM, GA, GN, GQ, GW, ML, MR, NE, SN, TD, TG).

Published:
— *without international search report and to be republished upon receipt of that report*

For two-letter codes and other abbreviations, refer to the "Guidance Notes on Codes and Abbreviations" appearing at the beginning of each regular issue of the PCT Gazette.

WO 2004/113371 A2

(54) Title: VIRULENCE-ASSOCIATED ADHESINS

(57) Abstract: Virulence-associated antigens involved in adhesion have been identified in several organisms: Haemophilus influenzae biogroup aegyptius; Escherichia coli Kl; EHEC E.coli; Actinobacillus actinomycetemcomitans; Haemophilus somnus; Haemophilus ducreyi; EPEC E. coli; EA EC E. coli; uropathogenic E.coli; Shigella flexneri; Brucella melitensis; Brucella suis; Ralstonia solanacearum; Sinorhizobium meliloti; Bradorhizobium japonicum; and Burkholderia fungorum. Although the degree of sequence identity between the adhesins is low, they share a common arrangement of domains from N-terminus to C-terminus, namely: a leader peptide; a globular head; a coiled-coil region; and a transmembrane anchor region.

VIRULENCE-ASSOCIATED ADHESINS

All documents cited herein are incorporated by reference in their entirety.

TECHNICAL FIELD

This invention is in the field of bacterial adhesion. In particular, it relates to virulence-related adhesion antigens derived from *Haemophilus influenzae, Escherichia coli* and other organisms.

BACKGROUND ART

The Gram negative *Haemophilus* genus includes *H.influenzae, H.aegyptius* (also referred to as *H.influenzae* biogroup *aegyptius*), *H.decreyi* and *H.somnus.* These bacteria can cause diseases including conjunctivitis, chancroid, purpuric fever, meningitis, pneumonia and epiglottitis. *H.influenzae* is the most commonly-found pathogen in this genus, and includes both typeable (encapsulated) and non-typeable (non-capsulated; 'NTHi') strains.

A vaccine against *H.influenzae* type B ('Hib') based on a conjugate of its capsular saccharide and a carrier protein has been enormously successful, but there has been little progress in providing protection against other members of the species. In particular, type D *H.influenzae* and non-typeable *H.influenzae* remain problematic.

Similarly, vaccines remain unavailable for other bacterial pathogens such as enterotoxigenic (ETEC), enteropathogenic (EPEC), enteroaggregative (EAEC), enterohemorrhagic (EHEC) and shiga-toxic (STEC) strains of *Escherichia coli.*

It is an object of the invention to provide materials and methods to improve the prevention and treatment of infections caused by such bacteria. More particularly, it is an object of the invention to provide materials suitable for immunising against bacterial infections.

DISCLOSURE OF THE INVENTION

Virulence-associated antigens involved in adhesion have been identified in several bacteria and other organisms, and these antigens are useful for the diagnosis, prevention and treatment of bacterial infections (particularly those caused by virulent strains). In particular, antigens have been identified in: *Haemophilus influenzae* biogroup *aegyptius* (SEQ ID NO: 1); *Escherichia coli* K1 (SEQ ID NO^S: 2 & 3) and also in EHEC strain EDL933; *Actinobacillus actinomycetemcomitans* (SEQ ID NO: 4); *Haemophilus somnus* (SEQ ID NO: 5); *Haemophilus ducreyi* (SEQ ID NO: 6); EPEC *E.coli* strain E2348/69 (SEQ ID NO: 7); EPEC (SEQ ID NO: 18); EAEC *E.coli* strain O42 (SEQ ID NO^S: 8 & 9); uropathogenic *E.coli* (SEQ ID NO: 10); *Shigella flexneri* (SEQ ID NO: 11); *Brucella melitensis* (SEQ ID NO: 12); *Brucella suis* (SEQ ID NO: 13); *Ralstonia solanacearum* (SEQ ID NO: 14); *Sinorhizobium meliloti* (SEQ ID NO: 15); *Bradorhizobium japonicum* (SEQ ID NO: 16); and *Burkholderia fungorum* (SEQ ID NO: 17).

Although the degree of sequence identity between the antigens of the invention is low, an appreciation of the antigens at a level beyond simple primary sequence information shows that they share a common arrangement of domains from N-terminus to C-terminus, namely:

- a leader peptide
- a globular head
- a coiled-coil region
- a transmembrane anchor region

Sequence similarity between the various antigens is largely restricted to the C-terminal anchor region. This arrangement of domains is shared with *N.meningitidis* protein NadA {1}.

The positions of these features in SEQ ID NO^S: 1 to 18 are as follows:

SEQ ID	Organism	Length	Leader	Head	Coiled-coil	Anchor
1	*H.aegyptius*	>223	1-26	27-55	56-184	185...
2	EHEC	338	1-23	24-207	208-266	267-338
3		1588	1-53	54-1515 *		1516-1588
4	*A.actinomycetemcomitans*	295	1-25	26-150	151-222	223-295
5	*H.somnus*	452	1-26	27-158	159-378	379-452
6	*H.ducreyi*	273	1-21	22-198 *		199-273
7	EPEC	338	1-24	25-209	210-266	267-338
8	EAEC	717	1-23	24-109	110-645	646-717
9		1743	1-53	54-1670 *		1671-1743
10	UPEC	1778	1-53	54-1705 *		1706-1778
11	*S.flexneri*	990	1-917 *			918-990
12	*B.melitensis*	227	1-27	28-122	123-154	155-227
13	*B.suis*	311	1-27	28-206	207-238	239-311
14	*R.solanacearum*	1309	1-230 *		231-708	1239-1309
15	*S.meliloti*	1291	1-1219 *			1220-1291
16	*B.japonicum*	372	1-72	73-300 *		301-372
17	*B.fungorum*	3399	1-57	58-3328 *		3329-3399
18	EPEC	577	1-504 *			505-577
51	*H.aegyptius*	256	1-26	27-55	56-184	185-256

* The boundary between domains is less distinct for some polypeptides of the invention

Antigens

The invention provides a polypeptide comprising one or more of the following amino acid sequences: any of SEQ ID NO^S: 1 to 18, SEQ ID NO: 51, and SEQ ID NO: 54.

The invention also provides a polypeptide comprising an amino acid sequence: (a) having at least *m*% identity to one or more of SEQ ID NO^S: 1-18, 51 & 54, where *m* is 50 or more (*e.g.* 60, 65, 70, 75, 80, 85, 90, 91, 92, 93, 94, 95, 96, 97, 98, 99, 99.5 or more); and/or (b) which is a fragment of at least *n* consecutive amino acids of one or more of SEQ ID NO^S: 1-18, 51 & 54, wherein *n* is 7 or

more (*e.g.* 8, 10, 12, 14, 16, 18, 20, 25, 30, 35, 40, 50, 60, 70, 80, 90, 100, 150, 200, 250 or more). These polypeptides include variants (*e.g.* allelic variants, homologs, orthologs, paralogs, mutants, *etc.*) of SEQ ID NO^S: 1-18, 51 & 54.

Preferred fragments of (b) comprise an epitope from one or more of SEQ ID NO^S: 1-18, 51 & 54, preferably a B-cell epitope. B-cell epitopes can be identified empirically or can be predicted algorithmically.

Other preferred fragments of (b) lack one or more amino acids (*e.g.* 1, 2, 3, 4, 5, 6, 7, 8, 9, 10, 15, 20, 25 or more) from the C-terminus and/or one or more amino acids (*e.g.* 1, 2, 3, 4, 5, 6, 7, 8, 9, 10, 15, 20, 25, 45 or more) from the N-terminus of the relevant amino acid sequence from SEQ ID NO^S: 1-18, 51 & 54. In particular, preferred fragments omit at least the N-terminus leader sequence (and the omitted leader sequence may be replaced by a heterologous leader sequence).

Other preferred fragments omit one or more (*i.e.* 1, 2, or 3) of the four domains of SEQ ID NO^S: 1-18 & 51, based on the above table. Other preferred fragments consist of one or more (*i.e.* 1, 2, or 3) of the four domains of SEQ ID NO^S: 1-18 & 51.

Preferred polypeptides of the invention are presented in oligomeric form (*e.g.* dimers, trimers, tetramers, *etc.*). Trimers are preferred, but monomeric polypeptides of the invention are also useful.

The invention also provides polypeptides of the formula **NH_2-A-{-X-L-}$_x$-B-COOH**, wherein:

- X comprises an amino acid sequence: (a) having at least *m*% identity to one or more of SEQ ID NO^S: 1-18, 51 & 54; and/or (b) which is a fragment of at least *n* consecutive amino acids of one or more of SEQ ID NO^S: 1-18, 51 & 54, as defined above;
- L is an optional linker amino acid sequence;
- A is an optional N-terminal amino acid sequence;
- B is an optional C-terminal amino acid sequence; and
- *x* is 1, 2, 3, 4, 5, 6, 7, 8, 9, 10, 11, 12, 13, 14, 15, 16, 17 or 18 (preferably *x*=2).

Where a -X- moiety has a leader peptide, this may be included or omitted in the hybrid protein. In some embodiments, the leader peptides will be deleted except for that of the -X- moiety located at the N-terminus of the hybrid protein *i.e.* the leader peptide of X_1 will be retained, but the leader peptides of X_2 ... X_x will be omitted. This is equivalent to deleting all leader peptides and using the leader peptide of X_1 as moiety -A-.

For each *x* instances of {-X-L-}, -X- may be the same or different, and linker amino acid sequence -L- may be present or absent. For instance, when *x*=2 the hybrid may be NH_2-X_1-L_1-X_2-L_2-COOH, NH_2-X_1-X_2-COOH, NH_2-X_1-L_1-X_2-COOH, NH_2-X_1-X_2-L_2-COOH, *etc.* Linker amino acid sequence(s) -L- will typically be short (*e.g.* 20 or fewer amino acids *i.e.* 19, 18, 17, 16, 15, 14, 13, 12, 11, 10, 9, 8, 7, 6, 5, 4, 3, 2, 1). Examples comprise short peptide sequences which facilitate cloning,

poly-glycine linkers (*i.e.* comprising Gly_n where n = 2, 3, 4, 5, 6, 7, 8, 9, 10 or more), and histidine tags (*i.e.* His_n where n = 3, 4, 5, 6, 7, 8, 9, 10 or more). Other suitable linker amino acid sequences will be apparent to those skilled in the art. A useful linker is GSGGGG (SEQ ID NO: 19), with the Gly-Ser dipeptide being formed from a *Bam*HI restriction site, thus aiding cloning and manipulation, and the $(Gly)_4$ tetrapeptide being a typical poly-glycine linker.

-A- is an optional N-terminal amino acid sequence. This will typically be short (*e.g.* 40 or fewer amino acids *i.e.* 39, 38, 37, 36, 35, 34, 33, 32, 31, 30, 29, 28, 27, 26, 25, 24, 23, 22, 21, 20, 19, 18, 17, 16, 15, 14, 13, 12, 11, 10, 9, 8, 7, 6, 5, 4, 3, 2, 1). Examples include leader sequences to direct protein trafficking, or short peptide sequences which facilitate cloning or purification (*e.g.* histidine tags *i.e.* His_h where h = 3, 4, 5, 6, 7, 8, 9, 10 or more). Other suitable N-terminal amino acid sequences will be apparent to those skilled in the art. If X_1 lacks its own N-terminus methionine, -A- is preferably an oligopeptide (*e.g.* with 1, 2, 3, 4, 5, 6, 7 or 8 amino acids) which provides a N-terminus methionine.

-B- is an optional C-terminal amino acid sequence. This will typically be short (*e.g.* 40 or fewer amino acids *i.e.* 39, 38, 37, 36, 35, 34, 33, 32, 31, 30, 29, 28, 27, 26, 25, 24, 23, 22, 21, 20, 19, 18, 17, 16, 15, 14, 13, 12, 11, 10, 9, 8, 7, 6, 5, 4, 3, 2, 1). Examples include sequences to direct protein trafficking, short peptide sequences which facilitate cloning or purification (*e.g.* comprising histidine tags *i.e.* His_h where h = 3, 4, 5, 6, 7, 8, 9, 10 or more), or sequences which enhance protein stability. Other suitable C-terminal amino acid sequences will be apparent to those skilled in the art.

The invention also provides polypeptides comprising the amino acid sequence:

-A-W_1-W_2-W_3-W_4-B-

wherein:

- A is an optional sequence as defined above (preferably at the N-terminus of the polypeptide);
- B is an optional sequence as defined above (preferably at the C-terminus of the polypeptide);
- W_1 is an optional amino acid sequence: (a) having at least m% identity to the leader peptide of one or more of SEQ ID NO^S: 1-18 & 51; and/or (b) which is a fragment of at least n consecutive amino acids of the leader peptide of one or more of SEQ ID NO^S: 1-18 & 51;
- W_2 is an optional amino acid sequence: (a) having at least m% identity to the globular head domain of one or more of SEQ ID NO^S: 1-18 & 51; and/or (b) which is a fragment of at least n consecutive amino acids of the globular head domain of one or more of SEQ ID NO^S: 1-18, & 51;
- W_3 is an optional amino acid sequence: (a) having at least m% identity to the coiled-coil domain of one or more of SEQ ID NO^S: 1-18 & 51; and/or (b) which is a fragment of at least n consecutive amino acids of the coiled-coil domain of one or more of SEQ ID NO^S: 1-18 & 51;

- W_4 is an optional amino acid sequence: (a) having at least *m*% identity to the transmembrane anchor region of one or more of SEQ ID NO^S: 1-18 & 51; and/or (b) which is a fragment of at least *n* consecutive amino acids of the transmembrane anchor region of one or more of SEQ ID NO^S: 1-18 & 51;

provided that at least one of W_1, W_2, W_3 or W_4 is present.

The invention also provides a polypeptide comprising a polypeptide as described above, wherein the amino acid sequence of the polypeptide contains one or more amino acid mutations. The mutation(s) preferably result in the reduction or removal of an activity of a polypeptide of the invention which is responsible directly or indirectly for virulence or adhesion. For example, the mutation may inhibit an enzymatic activity or may remove a binding site in the protein. Mutation may involve deletion, substitution, and/or insertion, any of which may be involve one or more amino acids. As an alternative, the mutation may involve truncation.

Mutagenesis of virulence factors is a well-established science for many bacteria {*e.g.* toxin mutagenesis described in refs. 2 to 8}. Mutagenesis may be specifically targeted to nucleic acid encoding a polypeptide of the invention. Alternatively, mutagenesis may be global or random (*e.g.* by irradiation, chemical mutagenesis, *etc.*), which will typically be followed by screening bacteria for those in which a mutation has been introduced into a gene encoding a polypeptide of the invention. Such screening may be by hybridisation assays (*e.g.* Southern or Northern blots *etc.*), primer-based amplification (*e.g.* PCR), sequencing, proteomics, aberrant SDS-PAGE gel migration, *etc.*

Polypeptides of the invention can be prepared by various means (*e.g.* recombinant expression, purification from cell culture, chemical synthesis, *etc.*) and in various forms (*e.g.* native, fusions, non-glycosylated, lipidated, *etc.*). They are preferably prepared in substantially pure form (*i.e.* substantially free from other bacterial or host cell proteins).

Whilst expression of the polypeptides of the invention may take place in the native host, the invention preferably utilises a heterologous host. The heterologous host may be prokaryotic (*e.g.* a bacterium) or eukaryotic. It is preferably *E.coli*, but other suitable hosts include *Bacillus subtilis, Vibrio cholerae, Salmonella typhi, Salmonella typhimurium, Neisseria lactamica, Neisseria cinerea, Mycobacteria* (*e.g. M.tuberculosis*), yeasts, *etc.*

Where a polypeptide of the invention is related to SEQ ID NO: 51, it preferably comprises at least 224 (*e.g.* 224, 225, 226, 227, 228, 229, 230, 235, 240, 245, 250, 255 or more) amino acids.

The invention also provides an adhesin from *Haemophilus aegyptius*, wherein the adhesin comprises: (a) amino acid sequence SEQ ID NO: 52; (b) an amino acid sequence having at least *m*% identity to SEQ ID NO: 52; and/or (c) an amino acid sequence which is a fragment of at least *n* consecutive amino acids of SEQ ID NO: 52.

Antibodies

The invention also provides antibodies which bind to polypeptides of the invention.

Antibody of the invention preferably has an affinity for a polypeptide of the invention of at least 10^{-7} M *e.g.* 10^{-8} M, 10^{-9} M, 10^{-10} M or tighter. Preferred antibodies can block the ability of a polypeptide of the invention to bind to a human cell.

Antibodies of the invention may be polyclonal or monoclonal and may be produced by any suitable means (*e.g.* by recombinant expression, purification from cell culture, chemical synthesis, *etc.*) and in various forms (*e.g.* native, fusions, glycosylated, non-glycosylated, *etc.*). They are preferably prepared in substantially pure form (*i.e.* substantially free from other antibodies).

The term "antibody" includes whole antibodies, Fv, scFv, Fc, Fab, $F(ab')_2$, *etc.*

Antibodies of the invention may include a label. The label may be detectable directly, such as a radioactive or fluorescent label. Alternatively, the label may be detectable indirectly, such as an enzyme whose products are detectable (*e.g.* luciferase, β-galactosidase, peroxidase, *etc.*).

Antibodies of the invention may be attached to a solid support.

Antibodies of the invention may be prepared by administering (*e.g.* injecting) a polypeptide of the invention to an appropriate animal (*e.g.* a rabbit, hamster, mouse or other rodent).

To increase compatibility with the human immune system, the antibodies may be chimeric or humanized {*e.g.* refs. 9 & 10}, or fully human antibodies may be used. Because humanized antibodies are far less immunogenic in humans than the original non-human monoclonal antibodies, they can be used for the treatment of humans with far less risk of anaphylaxis. Thus, these antibodies may be preferred in therapeutic applications that involve *in vivo* administration to a human such as, use as radiation sensitizers for the treatment of neoplastic disease or use in methods to reduce the side effects of cancer therapy.

Humanized antibodies may be achieved by a variety of methods including, for example: (1) grafting non-human complementarity determining regions (CDRs) onto a human framework and constant region ("humanizing"), with the optional transfer of one or more framework residues from the non-human antibody; (2) transplanting entire non-human variable domains, but "cloaking" them with a human-like surface by replacement of surface residues ("veneering"). In the present invention, humanized antibodies will include both "humanized" and "veneered" antibodies. {11, 12, 13, 14, 15, 16, 17}. Humanized or fully-human antibodies can also be produced using transgenic animals that are engineered to contain human immunoglobulin loci.

The phrase "constant region" refers to the portion of the antibody molecule that confers effector functions. In chimeric antibodies, mouse constant regions are substituted by human constant regions.

The constant regions of humanized antibodies are derived from human immunoglobulins. The heavy chain constant region can be selected from any of the 5 isotypes: alpha, delta, epsilon, gamma or mu.

Nucleic acids

The invention also provides nucleic acid encoding the polypeptides of the invention. Furthermore, the invention provides nucleic acid which can hybridise to this nucleic acid, preferably under "high stringency" conditions (*e.g.* 65°C in a 0.1xSSC, 0.5% SDS solution).

Nucleic acid according to the invention can be prepared in many ways (*e.g.* by chemical synthesis, from genomic or cDNA libraries, from the organism itself, *etc.*) and can take various forms (*e.g.* single stranded, double stranded, vectors, probes, *etc.*). They are preferably prepared in substantially pure form (*i.e.* substantially free from other bacterial or host cell nucleic acids).

The term "nucleic acid" includes DNA and RNA, and also their analogues, such as those containing modified backbones (*e.g.* phosphorothioates, *etc.*), and also peptide nucleic acids (PNA), *etc.* The invention includes nucleic acid comprising sequences complementary to those described above (*e.g.* for antisense or probing purposes).

Immunogenic compositions and medicaments

Based on the structural and functional similarities to NadA, which is a good anti-meningococcal immunogen {1}, including their association with virulence, the polypeptides of the invention should also be useful for immunisation purposes.

The invention provides a composition comprising a polypeptide and/or a nucleic acid and/or an antibody of the invention. Compositions of the invention are preferably immunogenic compositions, and are more preferably vaccine compositions. Vaccines according to the invention may either be prophylactic (*i.e.* to prevent infection) or therapeutic (*i.e.* to treat infection), but will typically be prophylactic.

The pH of the composition is preferably between 6 and 8, preferably about 7. The pH may be maintained by the use of a buffer. The composition may be sterile and/or pyrogen-free. The composition may be isotonic with respect to humans.

The invention also provides a composition of the invention for use as a medicament. The medicament is preferably able to raise an immune response in a mammal (*i.e.* it is an immunogenic composition) and is more preferably a vaccine.

The invention also provides the use of one or more (*e.g.* 2, 3, 4, 5, 6) of the polypeptides of the invention in the manufacture of a medicament for raising an immune response in a mammal. The medicament is preferably a vaccine.

The invention also provides a method for raising an immune response in a mammal comprising the step of administering an effective amount of a composition of the invention. The immune response is preferably protective and preferably involves antibodies and/or cell-mediated immunity. The method may raise a booster response.

The mammal is preferably a human. Where the vaccine is for prophylactic use, the human is preferably a child (*e.g.* a toddler or infant) or a teenager; where the vaccine is for therapeutic use, the human is preferably a teenager or an adult. A vaccine intended for children may also be administered to adults *e.g.* to assess safety, dosage, immunogenicity, *etc.*

These uses and methods are preferably for the prevention and/or treatment of a disease caused by *Haemophilus influenzae* biogroup *aegyptius, Escherichia coli* (particularly EHEC, EAEC, ETEC, EPEC and UPEC strains), *Actinobacillus actinomycetemcomitans, Haemophilus somnus, Haemophilus ducreyi, Shigella flexneri, Brucella melitensis, Brucella suis, Ralstonia solanacearum, Sinorhizobium meliloti, Bradorhizobium japonicum* and *Burkholderia fungorum*. Thus the invention is suitable for the prevention and/or treatment of diseases including: conjunctivitis, chancroid, purpuric fever, meningitis, pneumonia, epiglottitis, peri-implantitis, periodontal disease, gingivitis, bovine encephalitis, arthritis, myocarditis, diarrhoea, ovine abortion, orchitis, undulant fever, porcine reproductive wastage, brucellosis, *etc.*

One way of checking efficacy of therapeutic treatment involves monitoring bacterial infection after administration of the composition of the invention. One way of checking efficacy of prophylactic treatment involves monitoring immune responses against the polypeptides after administration of the composition.

Compositions of the invention will generally be administered directly to a patient. Direct delivery may be accomplished by parenteral injection (*e.g.* subcutaneously, intraperitoneally, intravenously, intramuscularly, or to the interstitial space of a tissue), or by rectal, oral (*e.g.* tablet, spray), vaginal, topical, transdermal {*e.g.* see ref. 18} or transcutaneous {*e.g.* see refs. 19 & 20}, intranasal {*e.g.* see ref. 21}, ocular, aural, pulmonary or other mucosal administration.

The invention may be used to elicit systemic and/or mucosal immunity.

Dosage treatment can be a single dose schedule or a multiple dose schedule. Multiple doses may be used in a primary immunisation schedule and/or in a booster immunisation schedule. In a multiple dose schedule the various doses may be given by the same or different routes *e.g.* a parenteral prime and mucosal boost, a mucosal prime and parenteral boost, *etc.*

Bacterial infections affect various areas of the body and so the compositions of the invention may be prepared in various forms. For example, the compositions may be prepared as injectables, either as liquid solutions or suspensions. Solid forms suitable for solution in, or suspension in, liquid vehicles prior to injection can also be prepared (*e.g.* a lyophilised composition). The composition may be

prepared for topical administration *e.g.* as an ointment, cream or powder. The composition may be prepared for oral administration *e.g.* as a tablet or capsule, as a spray, or as a syrup (optionally flavoured). The composition may be prepared for pulmonary administration *e.g.* as an inhaler, using a fine powder or a spray. The composition may be prepared as a suppository or pessary. The composition may be prepared for nasal, aural or ocular administration *e.g.* as drops. The composition may be in kit form, designed such that a combined composition is reconstituted just prior to administration to a patient. Such kits may comprise one or more antigens in liquid form and one or more lyophilised antigens.

Immunogenic compositions used as vaccines comprise an immunologically effective amount of antigen(s), as well as any other components, as needed. By 'immunologically effective amount', it is meant that the administration of that amount to an individual, either in a single dose or as part of a series, is effective for treatment or prevention. This amount varies depending upon the health and physical condition of the individual to be treated, age, the taxonomic group of individual to be treated (*e.g.* non-human primate, primate, *etc.*), the capacity of the individual's immune system to synthesise antibodies, the degree of protection desired, the formulation of the vaccine, the treating doctor's assessment of the medical situation, and other relevant factors. It is expected that the amount will fall in a relatively broad range that can be determined through routine trials.

The invention also provides the polypeptides of the invention (including NadA itself) for use as adjuvants (parenteral and/or mucosal). Similarly, the invention provides a composition comprising a polypeptide of the invention in admixture with a second antigen, whereby the polypeptide of the invention enhances the immune response against the second antigen when administered to a patient.

Further components of the composition

The composition of the invention will typically, in addition to the components mentioned above, comprise one or more 'pharmaceutically acceptable carriers', which include any carrier that does not itself induce the production of antibodies harmful to the individual receiving the composition. Suitable carriers are typically large, slowly metabolised macromolecules such as proteins, polysaccharides, polylactic acids, polyglycolic acids, polymeric amino acids, amino acid copolymers, and lipid aggregates (such as oil droplets or liposomes). Such carriers are well known to those of ordinary skill in the art. The vaccines may also contain diluents, such as water, saline, glycerol, *etc.* Additionally, auxiliary substances, such as wetting or emulsifying agents, pH buffering substances, and the like, may be present. A thorough discussion of pharmaceutically acceptable excipients is available in reference 22.

Vaccines of the invention may be administered in conjunction with other immunoregulatory agents. In particular, compositions will usually include an adjuvant. Preferred further adjuvants include, but are not limited to: (A) aluminium salts, including hydroxides (*e.g.* oxyhydroxides), phosphates (*e.g.* hydroxyphoshpates, orthophosphates), sulphates, *etc.* {*e.g.* see chapters 8 & 9 of ref. 23}), or mixtures of different aluminium compounds, with the compounds taking any suitable form (*e.g.* gel,

crystalline, amorphous, *etc.*), and with adsorption being preferred; (B) MF59 (5% Squalene, 0.5% Tween 80, and 0.5% Span 85, formulated into submicron particles using a microfluidizer) {see Chapter 10 of 23; see also ref. 24}; (C) liposomes {see Chapters 13 and 14 of ref. 23}; (D) ISCOMs {see Chapter 23 of ref. 23}, which may be devoid of additional detergent {25}; (E) SAF, containing 10% Squalane, 0.4% Tween 80, 5% pluronic-block polymer L121, and thr-MDP, either microfluidized into a submicron emulsion or vortexed to generate a larger particle size emulsion {see Chapter 12 of ref. 23}; (F) Ribi™ adjuvant system (RAS), (Ribi Immunochem) containing 2% Squalene, 0.2% Tween 80, and one or more bacterial cell wall components from the group consisting of monophosphorylipid A (MPL), trehalose dimycolate (TDM), and cell wall skeleton (CWS), preferably MPL + CWS (Detox™); (G) saponin adjuvants, such as QuilA or QS21 {see Chapter 22 of ref. 23}, also known as Stimulon™ {26}; (H) chitosan {*e.g.* 27}; (I) complete Freund's adjuvant (CFA) and incomplete Freund's adjuvant (IFA); (J) cytokines, such as interleukins (*e.g.* IL-1, IL-2, IL-4, IL-5, IL-6, IL-7, IL-12, *etc.*), interferons (*e.g.* interferon-γ), macrophage colony stimulating factor, tumor necrosis factor, *etc.* {see Chapters 27 & 28 of ref. 23}; (K) monophosphoryl lipid A (MPL) or 3-O-deacylated MPL (3dMPL) {*e.g.* chapter 21 of ref. 23}; (L) combinations of 3dMPL with, for example, QS21 and/or oil-in-water emulsions {28}; (M) a polyoxyethylene ether or a polyoxyethylene ester {29}; (N) a polyoxyethylene sorbitan ester surfactant in combination with an octoxynol {30} or a polyoxyethylene alkyl ether or ester surfactant in combination with at least one additional non-ionic surfactant such as an octoxynol {31}; (N) a particle of metal salt {32}; (O) a saponin and an oil-in-water emulsion {33}; (P) a saponin (*e.g.* QS21) + 3dMPL + IL-12 (optionally + a sterol) {34}; (Q) *E.coli* heat-labile enterotoxin ("LT"), or detoxified mutants thereof, such as the K63 or R72 mutants {*e.g.* Chapter 5 of ref. 35}; (R) cholera toxin ("CT"), or detoxified mutants thereof {*e.g.* Chapter 5 of ref. 35}; (S) double-stranded RNA; (T) microparticles (*i.e.* a particle of ~100nm to ~150μm in diameter, more preferably ~200nm to ~30μm in diameter, and most preferably ~500nm to ~10μm in diameter) formed from materials that are biodegradable and non-toxic (*e.g.* a poly(α-hydroxy acid), a polyhydroxybutyric acid, a polyorthoester, a polyanhydride, a polycaprolactone, *etc.*), with poly(lactide-co-glycolide) being preferred, optionally treated to have a negatively-charged surface (*e.g.* with SDS) or a positively-charged surface (*e.g.* with a cationic detergent, such as CTAB); (U) oligonucleotides comprising CpG motifs *i.e.* containing at least one CG dinucleotide, with 5-methylcytosine optionally being used in place of cytosine; (V) monophosphoryl lipid A mimics, such as aminoalkyl glucosaminide phosphate derivatives *e.g.* RC-529 {36}; (W) polyphosphazene (PCPP); (X) a bioadhesive {37} such as esterified hyaluronic acid microspheres {38} or a mucoadhesive selected from the group consisting of cross-linked derivatives of poly(acrylic acid), polyvinyl alcohol, polyvinyl pyrollidone, polysaccharides and carboxymethylcellulose; or (Y) other substances that act as immunostimulating agents to enhance the effectiveness of the composition {*e.g.* see Chapter 7 of ref. 23}. Aluminium salts and MF59 are preferred adjuvants for parenteral immunisation. Mutant toxins are preferred mucosal adjuvants.

Muramyl peptides include N-acetyl-muramyl-L-threonyl-D-isoglutamine (thr-MDP), N-acetyl-normuramyl-L-alanyl-D-isoglutamine (nor-MDP), N-acetylmuramyl-L-alanyl-D-isoglutaminyl-L-alanine-2-(1'-2'-dipalmitoyl-*sn*-glycero-3-hydroxyphosphoryloxy)-ethylamine MTP-PE), *etc.*

The composition may include an antibiotic.

Further antigens

As well as containing polypeptides of the invention, the compositions of the invention may also include one or more further antigens. Further antigens for inclusion may be, for example:

- a saccharide antigen from *N.meningitidis* serogroup A, C, W135 and/or Y, such as the oligosaccharide disclosed in ref. 39 from serogroup C {see also ref. 40} or the oligosaccharides of ref. 41.
- antigens from *Helicobacter pylori* such as CagA {42 to 45}, VacA {46, 47}, NAP {48, 49, 50}, HopX {*e.g.* 51}, HopY {*e.g.* 51} and/or urease.
- a saccharide antigen from *Streptococcus pneumoniae* {*e.g.* 52, 53, 54}.
- a protein antigen from *Streptococcus pneumoniae* {*e.g.* 55}.
- an antigen from hepatitis A virus, such as inactivated virus {*e.g.* 56, 57}.
- an antigen from hepatitis B virus, such as the surface and/or core antigens {*e.g.* 57, 58}.
- an antigen from hepatitis C virus {*e.g.* 59}.
- a diphtheria antigen, such as a diphtheria toxoid {*e.g.* chapter 3 of ref. 60} *e.g.* the CRM_{197} mutant {*e.g.* 61}.
- a tetanus antigen, such as a tetanus toxoid {*e.g.* chapter 4 of ref. 60}.
- an antigen from *Bordetella pertussis*, such as pertussis holotoxin (PT) and filamentous haemagglutinin (FHA) from *B.pertussis*, optionally also in combination with pertactin and/or agglutinogens 2 and 3 {*e.g.* refs. 62 & 63}; whole-cell pertussis antigen may also be used.
- a saccharide antigen from *Haemophilus influenzae* B {*e.g.* 40}.
- polio antigen(s) {*e.g.* 64, 65} such as OPV or, preferably, IPV.
- a protein antigen from *N.meningitidis* serogroup B {*e.g.* refs. 66 to 77}, such as NadA.
- an outer-membrane vesicle (OMV) preparation from *N.meningitidis* serogroup B, such as those disclosed in refs. 78, 79, 80, 81, *etc.*
- an antigen from *Chlamydia pneumoniae* {*e.g.* refs. 82 to 88}.
- an antigen from *Chlamydia trachomatis* {*e.g.* 89}.
- an antigen from *Porphyromonas gingivalis* {*e.g.* 90}.
- rabies antigen(s) {*e.g.* 91} such as lyophilised inactivated virus {*e.g.* 92, RabAvert™}.
- measles, mumps and/or rubella antigens {*e.g.* chapters 9, 10 & 11 of ref. 60}.
- influenza antigen(s) {*e.g.* chapter 19 of ref. 60}, such as the hemagglutinin and/or neuraminidase surface proteins.
- an antigen from *N.gonorrhoeae* {*e.g.* 93, 94, 95, 96}.

- antigen(s) from a paramyxovirus such as respiratory syncytial virus (RSV {97, 98}) and/or parainfluenza virus (PIV3 {99}).
- an antigen from *Moraxella catarrhalis* {*e.g.* 100}, such as UspA1 and/or UspA2
- an antigen from *Streptococcus pyogenes* (group A streptococcus) {*e.g.* 101, 102, 103}.
- an antigen from *Streptococcus agalactiae* (group B streptococcus) {*e.g.* 104}.
- an antigen from *Staphylococcus aureus* {*e.g.* 105}.
- an antigen from *Bacillus anthracis* {*e.g.* 106, 107, 108}.
- an antigen from a virus in the flaviviridae family (genus flavivirus), such as from yellow fever virus, Japanese encephalitis virus, four serotypes of Dengue viruses, tick-borne encephalitis virus, West Nile virus.
- an antigen from *Pseudomonas*.
- an antigen from a HIV *e.g.* a HIV-1 or HIV-2.
- an antigen from a rotavirus.
- a pestivirus antigen, such as from classical porcine fever virus, bovine viral diarrhoea virus, and/or border disease virus.
- a parvovirus antigen *e.g.* from parvovirus B19.
- a coronavirus antigen *e.g.* from the SARS coronoavirus.
- a cancer antigen, such as those listed in Table 1 of ref. 109 or in tables 3 & 4 of ref. 110.

The composition may comprise one or more of these further antigens. It is preferred that combinations of antigens should be based on shared characteristics *e.g.* antigens associated with respiratory diseases, antigens associated with enteric diseases, antigens associated with sexually-transmitted diseases, *etc.*

Where a saccharide or carbohydrate antigen is used, it is preferably conjugated to a carrier protein in order to enhance immunogenicity {*e.g.* refs. 111 to 120}. Preferred carrier proteins are bacterial toxins or toxoids, such as diphtheria or tetanus toxoids. The CRM_{197} diphtheria toxoid is particularly preferred {121}. Other carrier polypeptides include the *N.meningitidis* outer membrane protein {122}, synthetic peptides {123, 124}, heat shock proteins {125, 126}, pertussis proteins {127, 128}, protein D from *H.influenzae* {129}, cytokines {130}, lymphokines {130}, hormones {130}, growth factors {130}, toxin A or B from *C.difficile* {131}, iron-uptake proteins {132}, *etc.* Where a mixture comprises capsular saccharides from both serogroups A and C, it may be preferred that the ratio (w/w) of MenA saccharide:MenC saccharide is greater than 1 (*e.g.* 2:1, 3:1, 4:1, 5:1, 10:1 or higher). Different saccharides can be conjugated to the same or different type of carrier protein. Any suitable conjugation reaction can be used, with any suitable linker where necessary.

Toxic protein antigens may be detoxified where necessary *e.g.* detoxification of pertussis toxin by chemical and/or genetic means {63}.

Where a diphtheria antigen is included in the composition it is preferred also to include tetanus antigen and pertussis antigens. Similarly, where a tetanus antigen is included it is preferred also to include diphtheria and pertussis antigens. Similarly, where a pertussis antigen is included it is preferred also to include diphtheria and tetanus antigens.

Antigens in the composition will typically be present at a concentration of at least 1μg/ml each. In general, the concentration of any given antigen will be sufficient to elicit an immune response against that antigen.

As an alternative to using protein antigens in the composition of the invention, nucleic acid encoding the antigen may be used {*e.g.* refs. 133 to 141}. Protein components of the compositions of the invention may thus be replaced by nucleic acid (preferably DNA *e.g.* in the form of a plasmid) that encodes the protein.

Processes

The invention also provides a process for producing a polypeptide of the invention, comprising the step of culturing a host cell transformed with nucleic acid of the invention under conditions which induce polypeptide expression.

The invention provides a process for producing a polypeptide of the invention, comprising the step of synthesising at least part of the polypeptide by chemical means.

The invention provides a process for producing nucleic acid of the invention, comprising the step of amplifying nucleic acid using a primer-based amplification method (*e.g.* PCR).

The invention provides a process for producing nucleic acid of the invention, comprising the step of synthesising at least part of the nucleic acid by chemical means.

The invention also provides a process for detecting the presence of a bacterium in a sample, comprising the step of contacting the sample with nucleic acid of the invention under hybridizing conditions; and (b) detecting the presence or absence of hybridization of nucleic acid of the invention to nucleic acid present in the sample. The presence of hybridization in step (b) indicates that the sample contains the relevant bacterium.

The invention also provides an immunoassay method for detecting the presence of a bacterium, comprising the step of contacting a sample with a polypeptide or antibody of the invention.

Adhesion inhibition

The invention provides methods for inhibiting the attachment of bacterial cells to host cells (*e.g.* human cells). The cell may be *in vitro* (*e.g.* in cell culture) or *in vivo*. The cells are most preferably human cells. The host cells will typically be epithelial or endothelial cells.

The invention provides a method for preventing the attachment of a bacterial cell to a host cell, wherein the ability of one or more of the polypeptides of the invention to bind to the host cell is blocked.

The ability to bind may be blocked in various ways but, most conveniently, an antibody specific for a polypeptide of the invention is used. As an alternative to using antibodies, antagonists of the interaction between the polypeptide of the invention and its receptor on the host cell may be used. As a further alternative, a soluble form of the host cell receptor may be used as a decoy. These can be produced by removing the receptor's transmembrane and, optionally, cytoplasmic regions.

The antibodies, antagonists and soluble receptors of the invention may be used as medicaments to prevent the attachment of a bacterial cell to a host cell.

The invention provides a method for preventing the attachment of a bacterial cell to a host cell, wherein expression of a polypeptide of the invention is inhibited. The inhibition may be at the level of transcription and/or translation. A preferred technique for inhibiting expression of the gene is antisense {*e.g.* refs. 142 to 148, *etc.*}. Antibacterial antisense techniques are disclosed in, for example, references 149 & 150.

The invention provides a method for preventing the attachment of a bacterial (*e.g.* Neisserial) cell to an epithelial cell, wherein the gene encoding the polypeptide of the invention is knocked out. Thus the invention provides a bacterium in which such genes have been knocked out. Techniques for producing knockout bacteria are well known. The knockout mutation may be situated in the coding region of the gene or may lie within its transcriptional control regions (*e.g.* within its promoter). The knockout mutation will reduce the level of mRNA encoding a polypeptide of the invention to <1% of that produced by the wild-type bacterium *e.g.* <0.5%, <0.1%, 0%. The knockout mutants of the invention may be used as immunogenic compositions (*e.g.* as vaccines). Such a vaccine may include the mutant as a live attenuated bacterium.

The invention also provides methods for screening compounds to identify those (antagonists) which inhibit the binding of a bacterial cell to a host cell.

Potential antagonists for screening include small organic molecules, peptides, peptoids, polypeptides, lipids, metals, nucleotides, nucleosides, polyamines, antibodies, and derivatives thereof. Small organic molecules have a molecular weight between 50 and about 2,500 daltons, and most preferably in the range 200-800 daltons. Complex mixtures of substances, such as extracts containing natural products, compound libraries or the products of mixed combinatorial syntheses also contain potential antagonists.

Typically, a polypeptide of the invention is incubated with a host cell and a test compound (*e.g.* an antibody), and the mixture is then tested to see if the interaction between the protein and the epithelial cell has been inhibited. The protein, cell and compound may be mixed in any order.

Inhibition will, of course, be determined relative to a standard (*e.g.* the native protein/cell interaction). Preferably, the standard is a control value measured in the absence of the test compound. It will be appreciated that the standard may have been determined before performing the method, or may be determined during or after the method has been performed. It may also be an absolute standard.

For preferred high-throughput screening methods, all the biochemical steps for this assay are performed in a single solution in, for instance, a test tube or microtitre plate, and the test compounds are analysed initially at a single compound concentration. For the purposes of high throughput screening, the experimental conditions are adjusted to achieve a proportion of test compounds identified as "positive" compounds from amongst the total compounds screened.

The method may also simply involve incubating one or more test compound(s) with a polypeptide of the invention and determining if they interact. Compounds that interact with the protein can then be tested for their ability to block an interaction between the protein and an epithelial cell.

Other methods which may be used include, for example, reverse two hybrid screening {151} in which the inhibition of the bacteria:host receptor interaction is reported as a failure to activate transcription.

The invention also provides a compound identified using these methods. These can be used to treat or prevent bacterial infection. The compound preferably has an affinity for a polypeptide of the invention of at least 10^{-7} M *e.g.* 10^{-8} M, 10^{-9} M, 10^{-10} M or tighter.

Definitions

The term "comprising" encompasses "including" as well as "consisting" *e.g.* a composition "comprising" X may consist exclusively of X or may include something additional *e.g.* X + Y.

The term "about" in relation to a numerical value *x* means, for example, $x \pm 10\%$.

References to a percentage sequence identity between two amino acid sequences means that, when aligned, that percentage of amino acids are the same in comparing the two sequences. This alignment and the percent homology or sequence identity can be determined using software programs known in the art, for example those described in section 7.7.18 of reference 152. A preferred alignment is determined by the Smith-Waterman homology search algorithm using an affine gap search with a gap open penalty of 12 and a gap extension penalty of 2, BLOSUM matrix of 62. The Smith-Waterman homology search algorithm is disclosed in reference 153.

BRIEF DESCRIPTION OF THE DRAWINGS

Figures 1 to 15 show analyses of amino acid sequences of the invention to show coiled-coil regions.

Figure 16 shows conservation between anchor regions of polypeptides of the invention.

Figure 17 is an illustration of the NadA structure within the meningococcal outer membrane, in monomeric and trimeric form.

Figures 18 & 19 show comparisons of the genetic environment of genes encoding polypeptides of the invention. Figure 20 illustrates the genetic environment in *E.coli* K1 *vs.* K12.

Figure 21 shows coil analysis for (21A) NadA and (21B) HadA.

Figure 22 is a schematic organization of the hadA locus in a hadA positive strain (F3031) and in diverse hadA negative strains (type d, type b, and several non-typeable H. influenzae).

Figure 23 is a tree showing the relationship between HadA of different strains.

Figure 24 illustrates three constructs for expression of HadA in *E.coli.*

Figure 25 shows Bis-Tris gels of expressed HadA-His. Lanes are paired as (odd) total protein and (even) soluble proteins. Lanes 1/2 are empty plasmid at 20°C; 3/4 are expression at 20°C; 5/6 are empty plasmid at 30°C; 7/8 are expression at 30°C; 9/10 are empty plasmid at 37°C; 11/12 are expression at 37°C; M is pre-stained protein standard (See Blue™Plus2, Invitrogen).

Figure 26 is a western blot. Lanes are: (1) Pre-stained protein standard, See Blue™Plus2; (2) empty plasmid, total protein, 30°C; (3) empty plasmid, soluble protein, 30°C; (4) expressed total protein, 30°C; (5) expressed soluble protein, 30°C; (6) rHad A-His.

Figure 27 shows FACS analysis of binding to Chang cells by *E.coli*-expressed HadA. HadA was tested at nine concentrations and binding was assessed. Four representative FACS spectra are shown.

Figure 28 shows phase contrast micrographs of three different aggregates in panels A to C, and cells containing empty pET plasmid in panel D.

Figure 29 shows (A) adhesion and (B) invasion of Chang cells by *E.coli* expressing HadA. The left bar is control cells transformed with empty plasmid; the right bar is the HadA-expressing bacteria. Results are the mean ± standard error of the mean of measurements made in triplicate.

Figure 30 shows immunofluorescence microscopy analysis of with E. coli-pET HadA na and Chang epithelial cells. Extracellular bacteria are seen in green; intracellular bacteria are red.

Figure 31 shows SDS-PAGE of HadA/na and HadA/LNadA/na expressed in *E.coli.* Lanes are: (1) Pre-stained protein standard, See Blue™Plus2; (2) empty plasmid, overnight uninduced culture; (3) HadA/na, overnight culture; (4) HadA/LNadA/na, overnight culture; (5)-(7) as for (2) to (4), but 3 hours after induction of protein expression by IPTG. Arrows show monomer and oligomer.

Figure 32 shows a western blot of HadA/na and HadA/LNadA/na expressed in *E.coli.* Lanes are the same as in Figure 31. Arrows show monomer and oligomer.

Figure 33 shows SDS-PAGE of HadA expressed overnight in *E.coli* without induction. Lanes are: (1) Pre-stained protein standard, See Blue™Plus2; (2) empty plasmid; (3) HadA/na-transformed; (4) empty plasmid, outer membrane extract; (5) HadA/na-transformed, outer membrane extract.

Figure 34 shows FACS analysis of HadA expression, showing *E.coli* transformed with an empty pET plasmid or with the HadA/na pET plasmid.

Figure 35 shows the results of a settling assay in *E.coli,* with or without HadA expression.

MODES FOR CARRYING OUT THE INVENTION

Neisseria meningitidis NadA protein

Within the *Neisseria meningitidis* serogroup B genome {75}, an outer membrane protein (NadA) was identified {1} which shows weak homology to *Yersinia enterocolitica* adhesin YadA and to *Moraxella catarrhalis* surface protein UspA2 {154}. The *nadA* gene is present in a subgroup of hypervirulent *N.meningitidis* strains and is characterized by a low GC content, which suggests a probable acquisition event of the gene by horizontal transfer.

To investigate the possibility that proteins similar to the NadA adhesin could have been acquired by other pathogens, we searched for homologous proteins.

A sequence alignment of NadA & YadA revealed that the two proteins are most similar at the C-terminus, which is the membrane anchor domain. In NadA, this domain is approximately 70 residues long and contains five predicted amphipatic beta strands, which cross the outer membrane multiple times thus anchoring the protein to the surface of the bacterium (Figure 17). Within this region, the level of sequence similarity between NadA & YadA is around 60% identity while in the N-terminal and central domain the homology is below 25% identity.

In a first search, based on the NadA anchor domain, results included YadA and UspA2, but also other proteins, such as the serum resistance protein DsrA of *Haemophilus ducreyi*, the immunoglobulin binding proteins EibA-C-D-E and F of *E.coli*, and the outer membrane protein 100 of *Actinobacillus actinomycetemcomitans* {154}. In order to highlight more distant members of this family, these results were used for further searches, and this approach identified 16 further results. These 16 polypeptides were further evaluated for secondary structure analysis, coiled coil prediction and presence/absence of a leader peptide. As expected, despite the little amino acid similarity displayed within the central regions, most of the identified polypeptides possess the coiled coil feature, which gives them the capability to form stable oligomers. The anchor regions of the identified polypeptides are well conserved (Figure 16). In addition, the GC content of the genes encoding these polypeptides was lower than average for their respective genomes, suggesting that they are encoded by genes carried on mobile genetic elements.

Escherichia coli

Polypeptides were found in pathogenic strains of *E.coli*, including enteropathogenic (EPEC), enteroaggregative (EAEC), enterohemorragic (EHEC) and uropathogenic (UPEC) strains. Furthermore, a polypeptide almost identical to those of the EHEC and EPEC strains was found in the

K1 strain, which is a capsulated *E.coli* strain responsible for neonatal meningitis. The K1 sequence aligns with NadA as follows:

```
       100       110       120       130       140       150
k1.pep   TGVVQIPARYQSMINARQSAVTDAQQTQITEQQAQIVATQKTLAATGDTQNTAHYQEMIN
                                          | :::|| :: | |::|| :  :: | :|
NadA.pep DAALADTDAALDETTNALNKLGENITTFAEETKTNIVKIDEKLEAVADTVD--KHAEAFN
         130       140       150       160       170         180

       160       170       180       190       200       210
k1.pep   ARLAAQNEANQRTTTEQGQKMNALTTDVAAQQQKERAQYDKQMQSLAQKSVQAHEQIESL
           : :|:|  | :::: |    : ::| : :::     | :: | |:  |    ::
NadA.pep DIADSLDETN--TKADEAVKTANEAKQTAEETKQNVDAKVKAAETAAGKAEAAAGTANTA
           190         200       210       220       230       240

       220       230       240       250       260       270
k1.pep   RQDSAQTQQQLTNTQKRVADNSQQINTLNNHFDSLKNEVEDNRKEANAGTASAIAIASQP
          : :  :  ::|: :  :| |: :|   : ::||| ::| : |||:  | |   |:::
NadA.pep ADKAEAVAAKVTDIKADIATNKADIAKNSARIDSLDKNVANLRKETRQGLAEQAALSGLF
             250       260       270       280       290       300

       280       290       300       310       320       330
k1.pep   QVKTGDVMMVSAGAGTFNGESAVSVGTSFNAGTHTVLKAGISADTQSDFGAGVGVGYSF
         |  :   : |:|::| :::|||||::||:|    : : |||::: |:|  :|:  || ::
NadA.pep QPYNVGRFNVTAAVGGYKSESAVAIGTGFRFTENFAAKAGVAVGTSSGSSAAYHVGVNYEW
             310       320       330       340       350       360
```

24.4% identity in 209 aa overlap

Another NadA analogue was encoded by the large virulence plasmid present in shiga toxigenic strains of *E.coli* (STEC) {155}. This protein (Saa) is expressed on the outer membrane of *E.coli* and forms high molecular weight oligomers. In contrast, no counterpart of NadA could be detected in the benign *E.coli* strain K12, supporting the view that these genes have been acquired by lateral exchange early during evolution of the species (Figure 20). Nor could a counterpart be seen in laboratory strain MG1655.

Prompted by these observations, and in order to assess a possible mechanism of insertion/deletion of these genes, the arrangement of the region that harbours the gene coding for the NadA-like molecule was investigated. The sequence of this region for the EHEC strain is SEQ ID NO: 23

This analysis showed that the gene organisation of the DNA segments is almost identical among the genomes of K1, EHEC and EPEC, with a sequence conservation of the NadA-like proteins that ranges from 95% identity between K1 and EHEC to 98% identity between K1 and EPEC. In the case of EAEC, although the flanking regions are conserved, the sequence of the NadA-like protein is 380 residues longer than the others, even if the N-terminus and C-terminus are well conserved.

Bacterium	Amino acid	Nucleic acid	Figure
E.coli K1 & *E.coli* EHEC strain EDL933	SEQ ID NO: 2	SEQ ID NO: 22	3
E.coli EPEC strain E2348/69	SEQ ID NO: 7	SEQ ID NO: 24	–
E.coli EAEC strain O42	SEQ ID NO: 8	SEQ ID NO: 25	4

Extending the analysis to the K12 genome, the insertion site was found to be between two hypothetical open reading frames (*YbbJ* and *YbbI*) coded on opposite strands, and that the small

"island" consists of three genes: an ORF coding for an hypothetical integral membrane protein, the gene for the putative NadA-like adhesin, and an ORF for a predicted lipoprotein of unknown function. The two latter ORFs are probably co-transcribed, while the first one is coded on the reverse orientation. A couple of 7-bp direct repeats (CTGACGC) that could represent putative insertion sites could be mapped at the boundaries of the inserted fragments (SEQ ID NO: 23, starting at nucleotides 1811 & 4255), and this repeat is absent in the vicinities of the point of insertion in the K12 strain.

The length of the acquired DNA regions is 2348 bases for EPEC, 2450 bases for K1 and EHEC, and 2630 for EAEC (Figure 18). In all cases, the G+C content of the fragment is lower if compared to the average composition calculated for each genome, thus confirming the preliminary hypothesis that this segment has been acquired by pathogenic *E.coli* by a mechanism of lateral transfer.

In the case of uropathogenic *E.coli* (UPEC), a different DNA segment was found between the *ybbJ* ad *ybbI* genes. This segment is 1342 bp long and encodes a predicted cytoplasmic protein, which is conserved only in *Salmonella typhymurium* LT2, but absent from all the other analyzed strains of *E.coli*. Differently from the other described insertion fragments, no direct repeats could be mapped at the boundaries of this island, whose GC composition is also very similar to the average value. These data could indicate that the NadA-like encoding gene has been inserted later on in place of the c0608 gene. Nevertheless, subsequent search revealed that a gene coding for an homologue of NadA could be found in a different location of the genome of uropathogenic *E.coli* strain CFT073. This protein is more distantly related to NadA and is seen as a member of a second NadA-like family of proteins. Counterparts of this protein are contained in the other pathogenic strains of *E.coli* at analogous locations and, similarly to the first group of *E.coli* NadA-like molecules, the corresponding genes are also encoded on small islands and are not present in the K12 strain (Figure 19). Furthermore, these genes have strong similarities at the 3' end with a frame-shifted *Shigella flexneri* sequence. The arrangement of NLM flanking regions has been compared in the two species (*E.coli* and *Shigella*) revealing striking similarities. Although the sequence conservation is restricted to the amino and carboxy-terminal portions of the adhesin coding genes, the flanking regions are syntenic and share more than 80% identity at the nucleotide level. Upstream of the NadA-like gene, this island contains an ORF coding for a lipoprotein that is frameshifted either in EPEC, EHEC and in *Shigella*. Furthermore, in the genome of *Shigella*, two additional genes (insA and insB), coding for transposase elements are found in the vicinities of the NLM gene.

Bacterium	**Amino acid**	**Nucleic acid**	**Figure**
E.coli UPEC strain CFT073	SEQ ID NO: 10	SEQ ID NO: 26	5
E.coli EHEC	SEQ ID NO: 3	SEQ ID NO: 27	6
E.coli EAEC	SEQ ID NO: 9	SEQ ID NO: 28	7
E.coli EPEC	SEQ ID NO: 18	SEQ ID NO: 30	8
S.flexneri	SEQ ID NO: 11	SEQ ID NO: 31	9

Haemophilus

An incomplete NadA homolog was found in Brazilian purpuric fever (BPF) *Haemophilus influenzae* isolates {156}. This polypeptide has been named HadA. NadA and HadA align as follows:

```
                          10        20        30        40
HadA.pep            MKRNLLKQSVIAVLIGGTTVSNYALAQAQAQAQVKKDELSELKKQVKEM-
                                      :: |||:::|  :   : |::| :::  :
NadA.pep  KTVNENKQNVDAKVKAAESEIEKLTTKLADTDAALADTDAALDETTNALNKLGENITTFA
           100       110       120       130       140       150

         50        60        70        80        90       100
HadA.pep  DAAIDGILDDNIAYEAEVDAKLDQHSAALGRHTNRLNNLKTIAEKAKGDSSEALDKIEAL
          : :  :|:  :   || :|: :|:|: |::  :: |:: :| |::|   ::|| :  |
NadA.pep  EETKTNIVKIDEKLEAVADT-VDKHAEAFNDIADSLDETNTKADEAVKTANEAKQTAEET
           160       170       180       190       200       210

        110       120       130       140           150       160
HadA.pep  EEQNDEFLADITALEEGVDGLDDDIAGIQDNISD----IEDDINQNSADIATNTAAIATH
          ::: |   | : | | :: |  :  ||  :: :|    :   ::: :||||||  | || :
NadA.pep  KQNVD---AKVKAAETAA-GKAEAAAGTANTAADKAEAVAAKVTDIKADIATNKADIAKN
            220           230       240       250       260       270

            170       180       190       200       210       220
HadA.pep  TQRLDNLDNRVNNLNKDLKRGLAAQAALNGLFQPYNVGKLNLTAAVGGYKSQTAVAVG
          : |:|:||: | || |: ::||| ||||:|||||||||::|:||||||||::|||:|
NadA.pep  SARIDSLDKNVANLRKETRQGLAEQAALSGLFQPYNVGRFNVTAAVGGYKSESAVAIGTG
                280       290       300       310       320       330

NadA.pep  FRFTENFAAKAGVAVGTSSGSSAAYHVGVNYEW
                340       350       360
```

No HadA counterpart could be detected either in non-typeable *H.influenzae* strain 86028, which is responsible for otitis media in children, or in the non-pathogenic *H.influenzae* strain Rd KW20. The very high level of sequence identity between HadA and NadA in the C-terminal anchor region might indicate a common origin.

In order to analyze the origin of the *hadA* gene, the nucleotide sequence of this DNA region in the BPF isolate (SEQ ID NO: 20) was compared to the same region in the genome sequence for *H.influenzae* strains: the non-pathogenic strain Rd {157}, and a non-typeable 86028 strain (NTHi 86028), associated with pediatric otitis media disease.

The results of this comparison indicate that the adhesin coding gene is specific for the Brazilian Purpuric Fever clone (strain F3031), while no counterparts could be mapped either in the laboratory Rd or in the non-typeable strains. The HadA-encoding fragment has an organization that closely resembles that described for NadA {1} and includes an intact open reading frame plus a 182 bp upstream region, which contains –10 and –35 promoter elements. The small genetic island is flanked by the RNA helicase gene at the 5' end and by a putative protease encoding gene located at the 3' end. The GC composition of the recombined segment is consistent with the rest of the genome.

In contrast, while the NTHi 86028 strain can be regarded as a totally negative strain as it lacks the whole region encompassing the RNA helicase and protease ORFs, the Rd genome contains at this location a DNA segment of 1.1 kb, which encodes two short ORFs of unknown function. This region

is characterized by an abnormal GC content (32%) thus suggesting that an independent recombination event has taken place at this site.

Additional NadA-like molecules were identified in other *Haemophilus* species, namely *H.somnus, H.ducreyi and H.actinomycetemcomitans* (also known as *Actinobacillus actinomycetemcomitans*).

Bacterium	Amino acid	Nucleic acid	Figure
H.influenzae biogroup *aegyptius*	SEQ ID NO: 1	SEQ ID NO: 20	1
H.somnus strain 129PT	SEQ ID NO: 5	SEQ ID NO: 21	2
H.ducreyi	SEQ ID NO: 6	–	–
H.actinomycetemcomitans	SEQ ID NO: 4	–	–

NadA and the *H.actinomycetemcomitans* sequence align as follows:

```
                10        20        30        40        50
actac.pe  MTYQLFKHHLVALMVTGAISVNALAKDSFLENPSANLPQQVFKNR--VD--IFNNETNI
                                    |::  :|| : | :|:  ||  :   |::|
NadA.pep TIYDIGEDGTITQKDATAADVEADDFKGLGLKKVVTNLTKTVNENKQNVDAKVKAAESEI
          60        70        80        90       100       110

            60        70        80        90       100       110
actac.pe NENKKDIAINKANIASIEKDVMRNTGGIDRLAKQELVNRARITKNELDIRKNTKSIAENT
         ::    :| : | :|: :  : ::|:::::|:::       ||    : : |  :| |:
NadA.pep EKLTTKLADTDAALADTDAALDETTNALNKLGEN-------ITTFAEETKTNIVKIDEKL
         120       130       140       150              160       170

            120       130       140              150         160
actac.pe ASIA-RIDGNLEGVNRVLQNVDVRSTE--------NAARSRANE--QKIAENKKAIENKA
          ::|  :| : |: | : :::|  :|:        | |:: |:|  |::  : || |: |
NadA.pep EAVADTVDKHAEAFNDIADSLDETNTKADEAVKTANEAKQTAEETKQNVDAKVKAAETAA
                180       190       200       210       220       230

            170       180       190       200       210       220
actac.pe DKADVEKNRADIAAN-SRAIAT-FRSSSQNIAALTTKVDRNTARIDRLDSRVNELDKEVK
          ||::  : |: ||: ::|:|:   : : :||:  : : :|:|||| ||: | :| ||::
NadA.pep GKAEAAAGTANTAADKAEAVAAKVTDIKADIATNKADIAKNSARIDSLDKNVANLRKETR
                240       250       260       270       280       290

              230       240       250       260       270       280
actac.pe NGLASQAALSGLFQPYNVGSLNLSAAVGGYKSKTALAVGSGYRFNQNVAAKAGVAVSTN-
         :||| |||||||||||||| :|::|||||||::|:|:|:|:||::| ||||||||:|:
NadA.pep QGLAEQAALSGLFQPYNVGRFNVTAAVGGYKSESAVAIGTGFRFTENFAAKAGVAVGTSS
                300       310       320       330       340       350

              290
actac.pe GGSATYNVGLNFEW
         |:|||:|||:|:||
NadA.pep GSSAAYHVGVNYEW
                360
```

37.0% identity in 284 aa overlap

NadA and the *H.somnus* sequence align as follows:

```
                90        100       110       120       130       140
H.somnus.pep EVIKGWNEVKSLPRIDGNGKDKQTKDQIAMLIRTVDNTKELGRIVSTNIEDIKNLKKELY
                                    |  | |:  :: : ::: |    |  :|:
    NadA.pep         MSMKHFPSKVLTTAILATFCSGALAATSDD--DVKKAATVAIVAAYNNGQEIN
                            10        20        30          40        50
```

```
                    150          160       170         180       190
H.somnus.pep GF-----VEDVNES---EARNISRIDENEKDIKNL--KKELYDFVEDVNESEARNISRID
             ||     : |::|:     :: :  | :  |:|:|  || : :::: |||::    :::
    NadA.pep GFKAGETIYDIGEDGTITQKDATAADVEADDFKGLGLKKVVTNLTKTVNENKQNVDAKVK
                   60        70        80        90       100       110

                  200        210       220       230       240       250
H.somnus.pep ENEKDINTLK-ELMDED--LNSVLTQIEDVKLTFQDVNDNVNLAFEEINGNAQKFDTAIE
               |::|: |  :| | |  | :: : ::::  ::: :::|::   || : |  |:|  :|
    NadA.pep AAESEIEKLTTKLADTDAALADTDAALDETTNALNKLGENITTFAEETKTNIVKIDEKLE
                  120       130       140       150       160       170

                  260       270       280       290       300       310
H.somnus.pep GLTSGLSDLQAKVDANKQETEDDIADNAKAIHSNTKGIAKNTKDIRDLDTKTKQMLENDK
             ::::        || :  |: :||||:    ::::   :|:::: ::   :|||
    NadA.pep AVAD-------TVDKHA-EAFNDIADSLDETNTKADEAVKTANEAKQTAEETKQ------
                           180       190       200       210

                  320       330       340       350       360       370
H.somnus.pep NLMTGLESLATETSKGFERFDVKTQQLDQAVANVVGRVDITEQAIRQNTAGLVNVNKRVD
             |: : :::  | ::|:     : :   |:| | |:::|   :  |  | | ::: : |:|
    NadA.pep NVDAKVKAAETAAGKAEAAAGTANTAADKAEA-VAAKVTDIKADIATNKADIAKNSARID
             220       230       240       250       260       270

                           380       390       400       410       420
H.somnus.pep TLDKN-------TKAGIASAVALGMLPQSTAPGKSLVSLGVGHHRGQSATAIGVSSMSSN
             :||||       |: |:|  :|||: | |    |:  |: :|| ::::||:||| :::  :
    NadA.pep SLDKNVANLRKETRQGLAEQAALSGLFQPYNVGRFNVTAAVGGYKSESAVAIG-TGFRFT
              280       290       300       310       320       330

                  430       440       450
H.somnus.pep GKWVVKGGMSYDTQRHATFGGSVGFFFN
              ::::|:|::  |:  :: :  ||
    NadA.pep ENFAAKAGVAVGTSSGSSAAYHVGVNYEW
             340       350       360
```

23.2% identity in 354 aa overlap

NadA and the *H.ducreyi* sequence align as follows:

```
                   150       160       170       180       190       200
H.ducreyi.pe SKNKQNIDTISKYLLELGTYLDGSYRMMEQNTHNINKNTHNINKNTHNINKLSKELQTGL
                                        |  :| ||:  |::  :|: :| || : ||
    NadA.pep EAAAGTANTAADKAEAVAAKVTDIKADIATNKADIAKNSARIDSLDKNVANLRKETRQGL
                   240       250       260       270       280       290

                   210       220       230       240       250       260
H.ducreyi.pe ANQSALSMLVQPNGVGKTSVSAAVGGYRDKTALAIGVGSRITDRFTAKAGVAFNTYNGG-
             |:|:||| | || :||: :|:|||||||::::|:|||:| |:|: |:|||||| :| :|:
    NadA.pep AEQAALSGLFQPYNVGRFNVTAAVGGYKSESAVAIGTGFRFTENFAAKAGVAVGTSSGSS
                   300       310       320       330       340       350

                    270
H.ducreyi.pe MSYGASVGYEF
              :| ::|:||:
    NadA.pep AAYHVGVNYEW
                   360
```

47.5% identity in 101 aa overlap

NB: the coiled-coil prediction for the *H.ducreyi* polypeptide is not high.

Other bacteria

Further NadA homologs identified in the search are:

Bacterium	Amino acid	Nucleic acid	Figure
Brucella melitensis	SEQ ID NO: 12	SEQ ID NO: 32	10

Brucella suis	SEQ ID NO: 13	SEQ ID NO: 33	11
Ralstonia solanacearum	SEQ ID NO: 14	SEQ ID NO: 34	12
Sinorhizobium meliloti	SEQ ID NO: 15	SEQ ID NO: 35	13
Bradorhizobium japonicum	SEQ ID NO: 16	SEQ ID NO: 36	14
Burkholderia fungorum	SEQ ID NO: 17	SEQ ID NO: 29	15

Multiple sequence alignment

A multiple sequence alignment of members of the NadA "family" is below:

```
                  10        20        30        40        50        60
                   |         |         |         |         |         |
961_HI       ------MKRNLLKQSVIAVLIGGTTVSN------------------------------
961_ACTAC    ------MTYQLFKHHLVALMVTGAISVNAL------------------------------
MenB_NadA    -MSMKHFPSKVLTTAILATFCSGALAATSDDDVKK---AATVAIVAAYNNGQEINGFKAG
YADA_YEREN   --MTKDFKISVSAALISALFSSPYAFADDYDGIPN---LTAVQISPNADPALGLEYPVRP
961_HAESO    MKKVQFFKYSSLALALGLGVSASALAAPTSTSTTTGPEAPPTGPAPTAKDPLAETALAYD
961_K1       ---MKTVNVALLALIISATSSPVVLAGDTIEAAAT------------------------
961_HAEDU    ------MKIKCLVAVVGLACSTITTMAQQP------------------------------
                    .         :
Prim.cons.   M23MK42K22LLA2AI2A2FS2GALAA2T6D444TGPEA33V3I3P3A333L33333333

                  70        80        90       100       110       120
                   |         |         |         |         |         |
961_HI       --------------YALAQAQAQAQVKKD--------------------------------
961_ACTAC    ---------AKDSFLENPSANLPQQVFKNR---VDIFNNET--------------------
MenB_NadA    ETIYDIGEDGTITQKDATAADVEADDFKGLGLKKVVTNLTK--------------------
YADA_YEREN   PVPGAGGLNASAKGIHSIAIGATAEAAKGAAVAVGAGSIATGVNSV-----------AIG
961_HAESO    LENEVAYLRMKAGEWMQLGLDPEKEVIKGWNEVKSLPRIDGNGKDKQTKDQIAMLIRTVD
961_K1       --------ELSAINSGMSQSEIEQKITRFLERTDNSPAAYT--------------------
961_HAEDU    ----------PKFAGVSSLYSYEYDYGKGK-------------------------------
                                  .   :
Prim.cons.   333333GL4A2A6677SS2ADAEA3VFKGL444255PNI5T22222QTKDQIAMLIR222

                 130       140       150       160       170       180
                   |         |         |         |         |         |
961_HI       ELSELKKQVKEMDAAIDGILDDNIAYEAEVDAKLDQHSAALGRHTNRLNNLKT-------
961_ACTAC    NINENKKDIAINKANIASIEKDVMRNTGGIDRLAKQELVNRARITKNELDIR--------
MenB_NadA    TVNENKQNVDAKVKAAESEIEKLTTKLADTDAALADTDAALDETTNALNKLGE-------
YADA_YEREN   PLSKALGDSAVTYGAASTAQKDGVAIGARASTSDTGVAVGFNSKADAKNSVAIGHSSHVA
961_HAESO    NTKELGRIVSTNIEDIKNLKKELYGFVEDVNESEARNISRIDENEKDIKNLKK-------
961_K1       YLTEHHYIPSETPDTTQTPPVQTDPDAGQKTVAATGVVQIPARYQSMINARQS-------
961_HAEDU    WTWSNEGGFDIKVPGIKMKPKEWISKQATYLELQHYMPYTPVLVTSAPDVSPS-------
                  .                   .                   .
Prim.cons.   NL2ENK22V323VAAIK2IPKDLIAK7ADVD23222V72A22R7T3A2NNLKSGHSSHVA

                 190       200       210       220       230       240
                   |         |         |         |         |         |
961_HI       ------------------------------------IAEKAKGDSSEALDKIEALEEQNDE-
961_ACTAC    ------------------------------------KNTKSIAENTASIARIDGNLEGVNR-
MenB_NadA    ------------------------------------NITTFAEETKTNIVKIDEKLEAVADT
YADA_YEREN   ANHGYSIAIGDRSKTDRENSVSIGHESLNRQLTHLAAGTKDTDAVNVAQLKKEIEKTQEN
961_HAESO    ---------------------------------ELYDFVEDVNESEARNISRIDENEKDINTL
961_K1       -----------------------------------AVTDAQQTQITEQQAQIVATQKTLAAT
961_HAEDU    -----------------------------------SISILLYPMSDPDQLGINRQQLKLN
                                                                  ::    :
Prim.cons.   ANHGYSIAIGDRSKTDRENSVSIGHESLNR2L236A2K7KEE72ENIAQID2N2EQ22E2

                 250       260       270       280       290       300
                   |         |         |         |         |         |
961_HI       -------------FLADITALEEG----------------------VDGLDDDIAGIQDN
961_ACTAC    -------------VLQNVDVRSTENAA------------------RSRANEQKIAENKKA
MenB_NadA    VDKHAEAFNDIADSLDETNTKADEAVK------------------TANEAKQTAEETKQN
YADA_YEREN   TNKRS------AELLANANAYADNKSSSV-LGIANNYTDSKSAETLENARKEAFAQSKDV
961_HAESO    KELMDEDLNSVLTQIEDVKLTFQDVNDNVNLAFEEINGNAQKFDTAIEGLTSGLSDLQAK
961_K1       GDTQN---TAHYQEMINARLAAQNEAN----------------QRTTTEQGQKMNALTTD
961_HAEDU    ----------LYSYFNDLRHDFK----------------------LKVLDARISKNKQN
                        : :
Prim.cons.   4DK44E22N34257LA22227A225A52VNL2222222222223TT7N3L2QKIAE2K2N
```

```
                    310       320       330       340       350       360
                      |         |         |         |         |         |
961_HI        ISDIED-----------------------------------DINQNSADIATNTAAIATH
961_ACTAC     IENKADKA---------------------------------DVEKNRADIAANSRAIATF
MenB NadA     VDAKVKAA---------------------------------ETAAGKAEAAAGTANTAAD
YADA_YEREN    LNMAKAHSNSVARTTLETAEEHANSVAR-----TTLETAEEHANKKSAEALASANVYADS
961_HAESO     VDANKQETEDDIADNAKAIHSNTKGIAKNTKDIRDLDTKTKQMLENDKNLMTGLESLATE
961_K1        VAAQQQKE---------------------------------RAQYDKQMQSLAQKSVQAHE
961_HAEDU     IDTISK-----------------------------------YLLELGTYLDGSYRMMEQN
              :
Prim.cons.    2DA2K3KA222222222222222222A2NTKDI22L2T223D722NSA23AA3T22IATE

                    370       380       390       400       410       420
                      |         |         |         |         |         |
961_HI        -----------------------------------TQRLDNLDNRVNNLNKDLKRGLAA
961_ACTAC     RSS---SQ---------NIAALTTKVDR-------NTARIDRLDSRVNELDKEVKNGLAS
MenB NadA     KAE---AVAAKVTDIKADIATNKADIAK-------NSARIDSLDKNVANLRKETRQGLAE
YADA_YEREN    KSS---HTLKTANSYTDVTVSNSTKKAIRESNQ-YTDHKFRQLDNRLDKLDTRVDKGLAS
961_HAESO     TSKGFERFDVKTQQLDQAVANVVGRVDITEQAIRQNTAGLVNVNKRVDTLDKNTKAGIAS
961_K1        QIES---LRQDSAQTQQQLTNTQKRVADNSQQINTLNNHFDSLKNEVEDNRKEANAGTAS
961_HAEDU     THN------------------IN-----------KNTHNINKNTHNINKLSKELQTGLAN
                                                   :     .:     .    * *
Prim.cons.    2S22FE4544K44Q44Q5IANN6T2VAI3EQ3I24NTARID2LDNRVN2LDKE3KAGLAS

                    430       440       450       460       470       480
                      |         |         |         |         |         |
961_HI        QAALNGLFQPYNVGKLNLTAAVGGYKSQTAVAVG--------------------------
961_ACTAC     QAALSGLFQPYNVGSLNLSAAVGGYKSKTALAVGSG-YRFNQNVAAKAGVAVST-N-GGS
MenB NadA     QAALSGLFQPYNVGRFNVTAAVGGYKSESAVAIGTG-FRFTENFAAKAGVAVGTSS-GSS
YADA_YEREN    SAALNSLFQPYGVGKVNFTAGVGGYRSSQALAIGSG-YRVNENVALKAGVAYAG---SSD
961_HAESO     AVALGMLPQSTAPGKSLVSLGVGHHRGQSATAIGVSSMSSNGKWVVKGGMSYDTQR-HAT
961_K1        AIAIASQPQVKTGDVMMVSAGAGTFNGESAVSVGTS-FNAGTHTVLKAGISADTQS-DFG
961_HAEDU     QSALSMLVQPNGVGKTSVSAAVGGYRDKTALAIGVG-SRITDRFTAKAGVAFNTYNGGMS
                *:    *    .   .: ..* .... * ::*         :::*:*::: :
Prim.cons.    QAALSGLFQPYNVGKLNVSAAVGGY2S32A2AIG3GS2RFNEN2AAKAGVA2DTQ2GGSS

                    490
                      |
961_HI        -----------     SEQ ID NO: 1
961_ACTAC     ATYNVGLNFEW     SEQ ID NO: 4
MenB NadA     AAYHVGVNYEW     SEQ ID NO: 37
YADA_YEREN    VMYNASFNIEW     SEQ ID NO: 38
961_HAESO     --FGGSVGFFFN    SEQ ID NO: 5
961_K1        --AGVGVGYSF     SEQ ID NO: 2
961_HAEDU     --YGASVGYEF     SEQ ID NO: 6
                :  :: : :
Prim.cons.    AGY2VGVNFEW     SEQ ID NO: 39
```

HadA studies

As mentioned above, the HadA sequence (SEQ ID NO: 1) was initially found in an incomplete form. The complete HadA locus was amplified using a forward oligonucleotide primer *HOM F* (SEQ ID NO: 40), a reverse primer *HOM R2* (SEQ ID NO: 41) and an alternative reverse primer *HOM R3* (SEQ ID NO: 42) that is further downstream than *HOM R2*. Seven primers (forward: SEQ ID NOS: 43 to 46; reverse: SEQ ID NOS: 47 to 49) were used to sequence the complete locus.

The complete locus in F3031 strain is given as SEQ ID NO: 50. Nucleotides 874 to 1339 of this sequence are new and downstream of SEQ ID NO: 20. The amino acid sequence of HadA is SEQ ID NO: 51. The C-terminus downstream of SEQ ID NO: 20 is given separately as SEQ ID NO: 52.

An alignment of NadA and HadA (39.5% identity in 243 aa overlap) is given below:

```
                                                  10        20        30        40        50        60
HadA                                MKRNLLKQSVIAVLIGGTTVSNYALAQAQAQAQVKKDELSELKKQVKEM-DAAIDGILDDNIAYEAEVDA
                                                   :: |||:::|  :   : |::| :::  : : :  :|:  :   || :|:
NadA       FKGLGLKKVVTNLTKTVNENKQNVDAKVKAAESEIEKLTTKLADTDAALADTDAALDETTNALNKLGENITTFAEETKTNIVKIDEKLEAVADT
             80        90       100       110       120       130       140       150       160       170
```

```
   70        80        90       100       110       120       130       140           150       160
KLDQHSAALGRHTNRLNNLKTIAEKAKGDSSEALDKIEALEEQNDEFLADITALEEGVDGLDDDITGIQDNISD----IEDDINQNSADIATNTAAIATH
 :|:|: |::  :: |:: :| |::|   ::|| :  |  ::: |   | : | | :: |  :  :|  :: :|    :   ::: :|||||| | || :
-VDKHAEAFNDIADSLDETNTKADEAVKTANEAKQTAEETKQNVD---AKVKAAETAA-GKAEAAAGTANTAADKAEAVAAKVTDIKADIATNKADIAKN
  180       190       200       210       220           230       240       250       260       270

      170       180       190       200       210       220       230       240           250
TQRLDNLDNRVNNLNKDLKRGLAAQAALNGLFQPYNVGKLNLTAAVGGYKSQTAVAVGTGYRYNENIAAKAGVAF--THGGSATYNVGVNFEW
: |:|:||: | || |: ::||| ||||:|||||||||::|:|||||||||::|||:|||:|::||:|||||||   : |:||:|:||||:||
SARIDSLDKNVANLRKETRQGLAEQAALSGLFQPYNVGRFNVTAAVGGYKSESAVAIGTGFRFTENFAAKAGVAVGTSSGSSAAYHVGVNYEW
         280       290       300       310       320       330       340       350       360
```

Although the overall identity is 39.5%, the identity in the C-terminus portion is much higher (up to 86%). Although the central domains of the two proteins are not well conserved, both proteins are predicted to adopt a strong coiled-coil conformation (Figures 21A & 21B).

A schematic organization of the hadA locus in a hadA positive strain (F3031) and in diverse hadA negative strains (type d, type b, and several non-typeable H. influenzae) is shown in Figure 22. The flanking genes are always conserved: they are HI0422, a RNA helicase and HI0419, a putative protease, both in a reverse orientation with respect to hadA.

Immediately downstream of hadA is a gene encoding a hypothetical protein (SEQ ID NOS: 53 & 54), which is frame-shifted in strain KW20 and absent from all other *Haemophilus* strains tested. The closest database match for this protein is ZP_00132218.1, the histone acetyltransferase HPA2 and related acetyltransferases from *Haemophilus somnus* 2336 (SEQ ID NO: 55):

```
Length = 168

 Score =  276 bits (707), Expect = 9e-74
 Identities = 139/168 (82%), Positives = 149/168 (88%)

Query: 1   MINENLAYLSVLPLEDVKIERSSFSCSVEPLENYFHKYVSQDVKKGLAKCFVLINAQPSR 60
           MINENL YLSVLPLED+ I+R+SFSCSVEPLE YF+KY SQDVKKG+ KCFVLIN Q
Sbjct: 1   MINENLPYLSVLPLEDLTIDRNSFSCSVEPLETYFYKYASQDVKKGITKCFVLINKQQFG 60

Query: 61  IVGYYTLSALSIPIPDIPQERISKGVPYPNIPAVLIGRLAIDTNFQKQGYGKFLIADAIH 120
           I+GYYTLSALSIPI DIPQERISKG+PYPNIPAVL+GRLAIDTNFQ QGYGKFLIADAI+
Sbjct: 61  IIGYYTLSALSIPITDIPQERISKGIPYPNIPAVLVGRLAIDTNFQNQGYGKFLIADAIY 120

Query: 121 KIKNATVAATILVVEAKNDDASSFYERLGFIEFKEFGGTHRKLFYPLT 168
           KIKNATV A ILVVEAKND A SFY+RLGFIEFK    THRKLFYPLT
Sbjct: 121 KIKNATVGAAILVVEAKNDHAVSFYKRLGFIEFKNLKKTHRKLFYPLT 168
```

An alignment of the locus in HadA-negative strains is given below:

```
CLUSTAL W (1.83) multiple sequence alignment

86028           GCAAGCCAAGTAACAGTAATGTTTAATTAGGTATGATTTAAATTCTGTTTTATATCACAC
R2846           GCAAGCCAAGTAACAGTAATGTTTAATTAGGTATGATTTAAATTCTGTTTTATATCACAC
NT36            GCAAGCCAAGTAACAGTAATGTTTAATTAGGTATGATTTAAATTCTGTTTTATATCACAC
EAGAN           GCAAGCCAAGTAACAGTAATGTTTAATTAGGTATGATTTAAATTCTGTTTTATATCACAC
HK707           GCAAGCCAAGTAACAGTAATGTTTAATTAGGTATGATTTAAATTCTGTTTTATATCACAC
```

```
R2866          GCAAGCCAAGTAACAGTAATGTTTAATTAGGTATGATTTAAATTCTGTTTTATATCACAC
               **********************************************************

86028          TAGCAATGTGGGTTTCTTGTATTGGTATTAACTAAATTACGCATTAATAAAGCGTAATTT
R2846          TAGCAATGTGGGTTTCTTGTATTGGTATTAACTAAATTACGCATTAATAAAGCGTAATTT
NT36           TAGCAATGTGGGTTTCTTGTATTGGTATTAACTAAATTACGCATTAATAAAGCGTAATTT
EAGAN          TAGCAATGCGGGTTTCTTGTATTGGTATTAACTAAATTACGCATTAATAAAGCGTAATTT
HK707          TAGCAATGCGGGTTTCTTGTATTGGTATTAACTAAATTACGCATTAATAAAGCGTAATTT
R2866          TAGAAATGAGGATTTCTTGTATTGGTATTAACTAAATTACGCATTAATAAGGCGTAATTT
               *** **** ** ************************************* *********

86028          AAGTTAATATCTTGTGGTACATTTAAGAATACAAAATGCCCATCACCTAGTG SEQ ID NO: 56
R2846          AAGTTAATATCTTGTGGTACATTTAAGAATACAAAATGCCCATCACCTAGTG SEQ ID NO: 57
NT36           AAGTTAATATCTTGTGGTACATTTAAGAATACAAAATGCCCATCGCCTAGTG SEQ ID NO: 58
EAGAN          AAGTTAATATCTTGTGGTACATTTAAGAATACAAAATGCCCATCGCCTAGTG SEQ ID NO: 59
HK707          AAGTTAATATCTTGTGGTACATTTAAGAATACAAAATGCCCATCGCCTAGTG SEQ ID NO: 60
R2866          AAGTTAATATCTTGTGGCACATTTAAGAATACAAAATGCCCATCGCCTAGTG SEQ ID NO: 61
               ***************** ************************** *******
```

The EAGAN and HK707 sequences are from type b Hi strains; the other four are from NTHi strains. The TAA stop codon of the upstream gene (HI0422) is underlined, as is the reverse complement of the TAG stop codon of the downstream gene (HI0419). The HadA gene is seen between these two sequences, and the key intergenic sequence is SEQ ID NO: 62.

Although *H.influenzae* strains Rd and F1947 lack the HadA gene, the sequence between HI0419 and HI0422 is longer, and includes a sequence that has homology to the region upstream of and including the first five codons of HadA. The Hi biogroup aegyptius sequences are as follows:

```
CCGACGCAAGCCAAGTAATAGTAATATTTAATTAGGTATGATGTAAATTCTGCTTGAGGC
            end of HI0422  * similar to SEQ ID NO: 62

AAATTTTACATAGGAAATTTTTCTATATTGCTTTAACGTTTTTTTATAGTAGAAGTATAT

ACTCAGTTATGGTTATGGTTACATAGTATAGTTTTACTTTGTTCTAGTTCACTTTAATAA

CCTTAAATAATTGAGGATTTCTTATGAAAAGAAATTTATTAAAACAATCTGTAATCGCTG
                     M  K  R  N  L  L  K  Q  S  V  I  A  V  HadA

TGTTGATAGGTGGCACTACTGTTTCTAATTATGCTTTAGCACAAGCACAAGCACAAGCAC... SEQ ID NO: 64
  L  I  G  G  T  T  V  S  N  Y  A  L  A  Q  A  Q  A  Q  A  Q... SEQ ID NO: 1
```

The underlined 77mer (SEQ ID NO:63) is also seen in strains Rd and F1947, downstream of HI0422:

```
AGGATACGAAAAATATCGGCAAACGACGCAAGCCAAGTAACAGTAATGTTTAGGCTTGTA

TAGTATAGCTTTGCTTTGTTCTAGTTCAATTTAATAATCTTAAATAATTAAGGATTTCTT

ATGAAAAAAAATTTATAGGCTTCGTTTCGCACACTCGTTGCTAGTATAGATATGTGAATA...  SEQ ID NO: 65
```

This shared sequence could cause some level of cross-reaction in southern blots even though strains may be HadA-negative.

Southern blot experiments on a panel of various *Haemophilus* strains revealed the presence of HadA in a variety of strains (Figure 23). All other typeable and non-typeable strains of *H.influenzae* lacked the *hadA* gene by this analysis.

HadA expression in E.coli

To study the structure and function of HadA, different constructs were prepared for expression in *E.coli*, as illustrated in Figure 24: (1) to express the protein as full length (native HadA, or 'HadA/na'); (2) HadA under the control of NadA leader peptide ('HadA/LNadA/na') and (3) as a C-terminal histidine fusion ('HadA-his'). All the constructs were made in pET21b expression vector and *E.coli* BL21(DE3) was used as expression host.

HadA-his was expressed at different temperatures. Total and soluble proteins were analysed by SDS-PAGE (Bis-Tris gels, 12% MOPS; Invitrogen™). The gels are shown in Figure 25. The soluble protein expressed at 30°C (lane 9) was purified and was used to immunise mice.

Purification of HadA-His can be performed by the IMAC process, but this was not very efficient for removing all *E.coli* contaminants. IMAC was thus followed by dialysis in a pH 7.7 buffer, for anionic exchange chromatography. Surprisingly the protein was completely precipitated. Subsequently the protein was dialysed in four different pH condition (6.3, 6.5, 7.7 & 8.5) and precipitation was seen only at pH 7.7. With a theoretical pI of 4.38 then the precipitation should not be isoelectric precipitation.

Sera from the mice were used to visualise western blots (12% Mops) of different fractions of *E.coli* strains and purified recombinant HadA. The first antibody was the anti-HadA (1:1000); the second antibody was anti-mouse immunoglobulin-HRP (DAKO) 1:10000. The results are in Figure 26.

SDS-PAGE of HadA/na and HadA/LNadA/na is shown in Figure 31. In both overnight and induced cultures, HadA protein was expressed as monomer and as an oligomer (*e.g.* trimer) that is heat stable in SDS gel. Western blotting is shown in Figure 32, to confirm the presence of HadA monomer and oligomer in the *E.coli* bacteria.

Expression was also studied by examining bacterial outer membrane proteins. Figure 33 shows SDS-PAGE (Bis-Tris gel 10% MOPS, Invitrogen) of an OMV preparation from *E.coli* and shows that HadA oligomers are seen in the outer membranes. The cell-surface location was confirmed by FACS, as shown in Figure 34.

Adhesion

Purified HadA was tested for its ability to bind to Chang epithelial cells. The experiments showed by FACS analysis that HadA-his binds to the cells in a dose dependent manner (Figure 27).

E.coli BL21(DE3) that express HadA/na were tested for aggregation. Figure 28 shows phase contrast micrographs of cellular aggregates collected from late exponential phase cultures that had been left

standing at room temperature for 4 hours. Three different samples are shown in 28A to 28C. The bacteria form visible bacterial "clouds", and bacterial aggregation can be correlated with microcolony formation. In contrast, cells transformed with only pET plasmid show no aggregates.

Aggregation was also studied using a tube settling assay. Cultures of *E.coli,* transformed with either empty pET or HadA/na-containing pET, were incubated to late exponential phase and were then allowed to settle for 4 hours at room temperature. The HadA-expressing bacteria lost turbidity, but the control cells did not (Figure 35), indicating that HadA promotes bacterial aggregation.

Adhesion and invasion experiments were also performed with *E.coli* expressing HadA/na and a monolayer of Chang cells. Adherence (invasion) was calculated by counting the number of adherent (invaded) bacteria on cell monolayers (MOI = 1:1000). Results were taken as the mean ± standard error of the mean of measurements made in triplicate, and are shown in Figure 29. The numbers of cells showing adhesion and invasion were as follows:

	Adherent	**Invasive**
HadA/na	$1250\pm344 \times 10^4$	$26.3\pm6.6 \times 10^4$
Empty plasmid	$10.5\pm2.1 \times 10^4$	$1.5\pm0.9 \times 10^4$

Adhesion and invasion were confirmed by immunofluorescence microscopy analysis (Figure 30). Extracellular bacteria (green) and intracellular bacteria (red) can be seen.

Further studies of HadA include: construction of an isogenic HadA knockout of BPF *Haemophilus influenzae* strains for testing in adhesion/invasion assays; testing such knockout mutants to see if adhesion can be complemented by a NadA knockin; competition experiments with HadA and NadA in adhesion/invasion to human cells to see if HadA and NadA bind the same receptor.

It will be understood that the invention has been described by way of example only and modifications may be made whilst remaining within the scope and spirit of the invention.

REFERENCES (the contents of which are hereby incorporated by reference)

{1} Comanducci *et al.* (2002) *J Exp Med* 195:1445-1454.
{2} WO93/13202.
{3} Rappuoli & Pizza, Chapter 1 of *Sourcebook of Bacterial Protein Toxins* (ISBN 0-12-053078-3).
{4} Pizza *et al.* (2001) *Vaccine* 19:2534-41.
{5} Alape-Giron *et al.* (2000) *Eur J Biochem* 267:5191-5197.
{6} Kitten *et al.* (2000) *Infect Immun* 68:4441-4451.
{7} Gubba *et al.* (2000) *Infect Immun* 68:3716-3719.
{8} Boulnois *et al.* (1991) *Mol Microbiol* 5:2611-2616.
{9} Breedveld (2000) *Lancet* 355(9205):735-740.
{10} Gorman & Clark (1990) *Semin. Immunol.* 2:457-466
{11} Jones *et al.*, *Nature 321*:522-525 (1986)
{12} Morrison *et al.*, *Proc. Natl. Acad. Sci, US.A., 81*:6851-6855 (1984)
{13} Morrison and Oi, *Adv. Immunol.,* 44:65-92 (1988)
{14} Verhoeyer *et al.*, *Science 239*:1534-1536 (1988)
{15} Padlan, *Molec. Immun. 28*:489-498 (1991)
{16} Padlan, *Molec. Immunol. 31(3):*169-217 (1994).
{17} Kettleborough, C.A. *et al.*, *Protein Eng. 4(7):*773-83 (1991).
{18} WO99/27961.
{19} WO02/074244.
{20} WO02/064162.
{21} WO03/028760.
{22} Gennaro (2000) *Remington: The Science and Practice of Pharmacy.* 20th ed., ISBN: 0683306472.
{23} *Vaccine design: the subunit and adjuvant approach* (1995) Powell & Newman. ISBN 0-306-44867-X.
{24} WO90/14837.
{25} WO00/07621.
{26} WO00/62800.
{27} WO99/27960.
{28} European patent applications 0835318, 0735898 and 0761231.
{29} WO99/52549.
{30} WO01/21207.
{31} WO01/21152.
{32} WO00/23105.
{33} WO99/11241.
{34} WO98/57659.
{35} Del Giudice *et al.* (1998) *Molecular Aspects of Medicine*, vol. 19, number 1.
{36} Johnson *et al.* (1999) *Bioorg Med Chem Lett* 9:2273-2278.
{37} International patent application WO00/50078.
{38} Singh *et al.* (2001) *J. Cont. Rele.* 70:267-276.
{39} Costantino *et al.* (1992) *Vaccine* 10:691-698.
{40} Costantino *et al.* (1999) *Vaccine* 17:1251-1263.
{41} WO03/007985.
{42} Covacci & Rappuoli (2000) *J. Exp. Med.* 19:587-592.
{43} WO93/18150.
{44} Covacci *et al.* (1993) *Proc. Natl. Acad. Sci. USA* 90: 5791-5795.
{45} Tummuru *et al.* (1994) *Infect. Immun.* 61:1799-1809.
{46} Marchetti *et al.* (1998) *Vaccine* 16:33-37.

{47} Telford *et al.* (1994) *J. Exp. Med.* 179:1653-1658.
{48} Evans *et al.* (1995) *Gene* 153:123-127.
{49} WO96/01272 & WO96/01273, especially SEQ ID NO:6.
{50} WO97/25429.
{51} WO98/04702.
{52} Watson (2000) *Pediatr Infect Dis J* 19:331-332.
{53} Rubin (2000) *Pediatr Clin North Am* 47:269-285, v.
{54} Jedrzejas (2001) *Microbiol Mol Biol Rev* 65:187-207.
{55} WO02/077021.
{56} Bell (2000) *Pediatr Infect Dis J* 19:1187-1188.
{57} Iwarson (1995) *APMIS* 103:321-326.
{58} Gerlich *et al.* (1990) *Vaccine* 8 Suppl:S63-68 & 79-80.
{59} Hsu *et al.* (1999) *Clin Liver Dis* 3:901-915.
{60} *Vaccines* (1988) eds. Plotkin & Mortimer. ISBN 0-7216-1946-0.
{61} Del Guidice *et al.* (1998) *Molecular Aspects of Medicine* 19:1-70.
{62} Gustafsson *et al.* (1996) *N. Engl. J. Med.* 334:349-355.
{63} Rappuoli *et al.* (1991) *TIBTECH* 9:232-238.
{64} Sutter *et al.* (2000) *Pediatr Clin North Am* 47:287-308.
{65} Zimmerman & Spann (1999) *Am Fam Physician* 59:113-118, 125-126.
{66} WO99/24578.
{67} WO99/36544.
{68} WO99/57280.
{69} WO00/22430.
{70} WO00/66791.
{71} WO03/020756.
{72} WO01/64920.
{73} WO01/64922.
{74} Tettelin *et al.* (2000) *Science* 287:1809-1815.
{75} Pizza *et al.* (2000) *Science* 287:1816-1820.
{76} UK patent application 0227346.4.
{77} UK patent applications 0223741.0, 0305831.0 & 0309115.4.
{78} Bjune *et al.* (1991) *Lancet* 338(8775):1093-96
{79} WO01/52885.
{80} Fukasawa *et al.* (1999) *Vaccine* 17:2951-2958.
{81} Rosenqvist *et al.* (1998) *Dev. Biol. Stand.* 92:323-333.
{82} WO02/02606.
{83} Kalman *et al.* (1999) *Nature Genetics* 21:385-389.
{84} Read *et al.* (2000) *Nucleic Acids Res* 28:1397-406.
{85} Shirai *et al.* (2000) *J. Infect. Dis.* 181(Suppl 3):S524-S527.
{86} WO99/27105.
{87} WO00/27994.
{88} WO00/37494.
{89} WO99/28475.
{90} Ross *et al.* (2001) *Vaccine* 19:4135-4142.
{91} Dreesen (1997) *Vaccine* 15 Suppl:S2-6.
{92} *MMWR Morb Mortal Wkly Rep* 1998 Jan 16;47(1):12, 19.
{93} WO99/24578.
{94} WO99/36544.

{95} WO99/57280.
{96} WO02/079243.
{97} Anderson (2000) *Vaccine* 19 Suppl 1:S59-65.
{98} Kahn (2000) *Curr Opin Pediatr* 12:257-262.
{99} Crowe (1995) *Vaccine* 13:415-421.
{100} McMichael (2000) *Vaccine* 19 Suppl 1:S101-107.
{101} WO02/34771.
{102} Dale (1999) *Infect Dis Clin North Am* 13:227-43, viii.
{103} Ferretti *et al.* (2001) *PNAS USA* 98: 4658-4663.
{104} WO02/34771.
{105} Kuroda *et al.* (2001) *Lancet* 357(9264):1225-1240; see also pages 1218-1219.
{106} *J Toxicol Clin Toxicol* (2001) 39:85-100.
{107} Demicheli *et al.* (1998) *Vaccine* 16:880-884.
{108} Stepanov *et al.* (1996) *J Biotechnol* 44:155-160.
{109} Rosenberg (2001) *Nature* 411:380-384.
{110} Moingeon (2001) *Vaccine* 19:1305-1326.
{111} Ramsay *et al.* (2001) *Lancet* 357(9251):195-196.
{112} Lindberg (1999) *Vaccine* 17 Suppl 2:S28-36.
{113} Buttery & Moxon (2000) *J R Coll Physicians Lond* 34:163-168.
{114} Ahmad & Chapnick (1999) *Infect Dis Clin North Am* 13:113-133, vii.
{115} Goldblatt (1998) *J. Med. Microbiol.* 47:563-567.
{116} European patent 0 477 508.
{117} US patent 5,306,492.
{118} International patent application WO98/42721.
{119} *Conjugate Vaccines* (eds. Cruse *et al.*) ISBN 3805549326, particularly vol. 10:48-114.
{120} Hermanson (1996) *Bioconjugate Techniques* ISBN: 0123423368 or 012342335X.
{121} *Research Disclosure*, 453077 (Jan 2002)
{122} EP-A-0372501
{123} EP-A-0378881
{124} EP-A-0427347
{125} WO93/17712
{126} WO94/03208
{127} WO98/58668
{128} EP-A-0471177
{129} WO00/56360
{130} WO91/01146
{131} WO00/61761
{132} WO01/72337
{133} Robinson & Torres (1997) *Seminars in Immunology* 9:271-283.
{134} Donnelly *et al.* (1997) *Annu Rev Immunol* 15:617-648.
{135} Scott-Taylor & Dalgleish (2000) *Expert Opin Investig Drugs* 9:471-480.
{136} Apostolopoulos & Plebanski (2000) *Curr Opin Mol Ther* 2:441-447.
{137} Ilan (1999) *Curr Opin Mol Ther* 1:116-120.
{138} Dubensky *et al.* (2000) *Mol Med* 6:723-732.
{139} Robinson & Pertmer (2000) *Adv Virus Res* 55:1-74.
{140} Donnelly *et al.* (2000) *Am J Respir Crit Care Med* 162(4 Pt 2):S190-193.
{141} Davis (1999) *Mt. Sinai J. Med.* 66:84-90.
{142} Piddock (1998) *Curr Opin Microbiol* 1:502-8.

{143} Nielsen (2001) *Expert Opin Investig Drugs* 10:331-41.
{144} Good & Nielsen (1998) *Nature Biotechnol* 16:355-358.
{145} Rahman *et al.* (1991) *Antisense Res Dev* 1:319-327.
{146} *Methods in Enzymology* volumes 313 & 314.
{147} *Manual of Antisense Methodology* (eds. Hartmann & Endres).
{148} *Antisense Therapeutics* (ed. Agrawal).
{149} WO99/02673.
{150} WO99/13893.
{151} Vidal & Endoh (1999) *TIBTECH* 17:374-381.
{152} *Current Protocols in Molecular Biology* (F.M. Ausubel *et al.*, eds., 1987) Supplement 30.
{153} Smith & Waterman (1981) *Adv. Appl. Math.* 2: 482-489.
{154} Hoiczyk *et al.* (2000) *EMBO J* 19:5989-5999.
{155} Paton *et al.* (2001) *Infect Immun* 69:6999-7009.
{156} Smoot *et al.* (2002) *Infect Immun* 70:2694-2699.
{157} Fleischmann *et al.* (1995) *Science* 269:538-540.

CLAIMS

1. A polypeptide comprising one or more of: (a) an amino acid sequence selected from the group consisting of SEQ ID NOS: 51, 1, 2, 3, 4, 5, 6, 7, 8, 9, 10, 11, 12, 13, 14, 15, 16, 17, 18, and 54; (b) an amino acid sequence having at least 70% identity a sequence as defined in (a); and/or (c) an amino acid sequence comprising a fragment of at least 8 consecutive amino acids of a sequence as defined in (a).

2. The polypeptide of claim 1, wherein the fragment of (c) does not include one or more of four domains of the sequence of (a).

3. The polypeptide of claim 1, wherein the fragment of (c) includes at least one complete domain of the sequence of (a).

4. The polypeptide of any preceding claim, in oligomeric form.

5. A polypeptide of the formula NH2 A-{-X-L-}$_x$-B-COOH, wherein: X comprises an amino acid sequence: (a) having at least 70% identity to one or more of SEQ ID NOS: 1-18, 51 & 54; and/or (b) which is a fragment of at least 8 consecutive amino acids of one or more of SEQ ID NOS: 1-18, 51 or 54; L is an optional linker amino acid sequence; A is an optional N terminal amino acid sequence; B is an optional C terminal amino acid sequence; and *x* is 1, 2, 3, 4, 5, 6, 7, 8, 9, 10, 11, 12, 13, 14, 15, 16, 17, 18, 19 or 20.

6. A polypeptide comprising the amino acid sequence -A-W_1-W_2-W_3-W_4-B-, wherein:

   A is an optional N-terminus sequence;

   B is an optional C-terminus sequence;

   W_1 is an optional amino acid sequence: (a) having at least 70% identity to the leader peptide of one or more of SEQ ID NOS: 1-18 & 51; and/or (b) which is a fragment of at least 8 consecutive amino acids of the leader peptide of one or more of SEQ ID NOS: 1-18 & 51;

   W_2 is an optional amino acid sequence: (a) having at least 70% identity to the globular head of one or more of SEQ ID NOS: 1-18 & 51; and/or (b) which is a fragment of at least 8 consecutive amino acids of the leader peptide of one or more of SEQ ID NOS: 1-18 & 51;

   W_3 is an optional amino acid sequence: (a) having at least 70% identity to the coiled-coil domain of one or more of SEQ ID NOS: 1-18 & 51; and/or (b) which is a fragment of at least 8 consecutive amino acids of the leader peptide of one or more of SEQ ID NOS: 1-18 & 51;

   W_4 is an optional amino acid sequence: (a) having at least 70% identity to the transmembrane anchor region of one or more of SEQ ID NOS: 1-18 & 51; and/or (b) which is a fragment of at least 8 consecutive amino acids of the leader peptide of one or more of SEQ ID NOS: 1-18 & 51;

   provided that at least one of W_1, W_2, W_3 or W_4 is present.

7. An adhesin from *Haemophilus aegyptius,* wherein the adhesin comprises: (a) amino acid sequence SEQ ID NO: 52; (b) an amino acid sequence having at least 70% identity to SEQ ID NO: 52; and/or (c) an amino acid sequence which is a fragment of at least 8 consecutive amino acids of SEQ ID NO: 52.

8. Antibody that bind to the polypeptide of claim 1.

9. Nucleic acid encoding the polypeptide of claim 1 or the antibody of claim 8.

10. A pharmaceutical composition comprising a polypeptide and/or a nucleic acid and/or an antibody of any preceding claim.

11. The composition of claim 10, for use as a medicament.

12. The use of the polypeptide of claim 1 in the manufacture of a medicament for raising an immune response in a mammal.

13. A method for raising an immune response in a mammal comprising the step of administering an effective amount of the composition of claim 10.

FIGURE 1

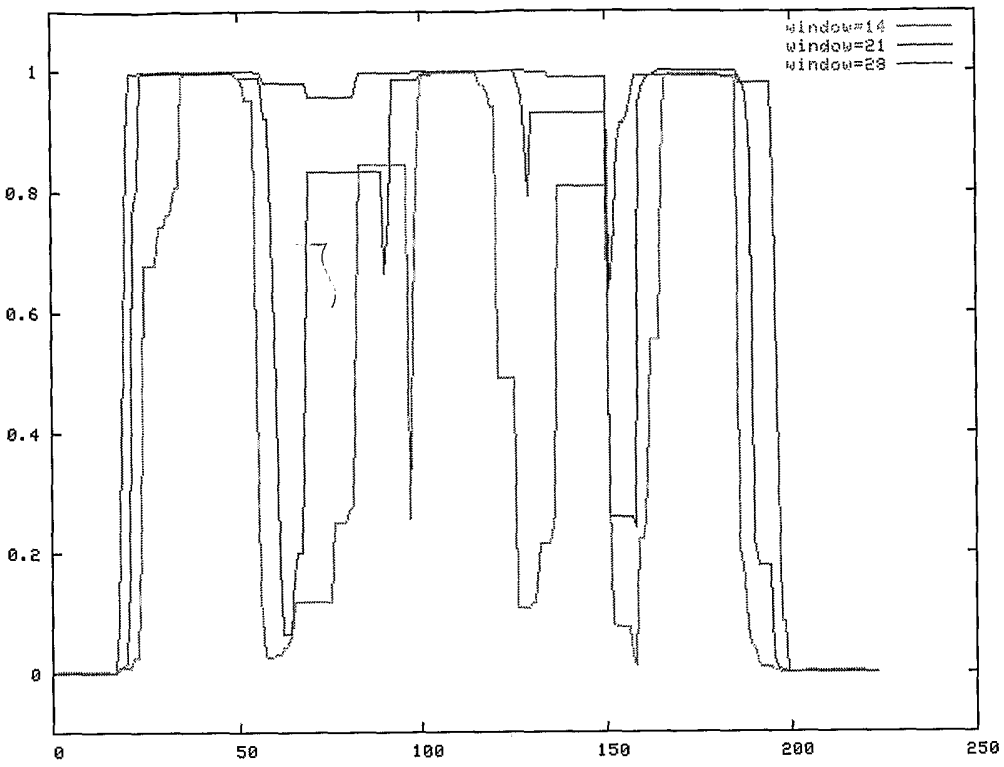

FIGURE 2

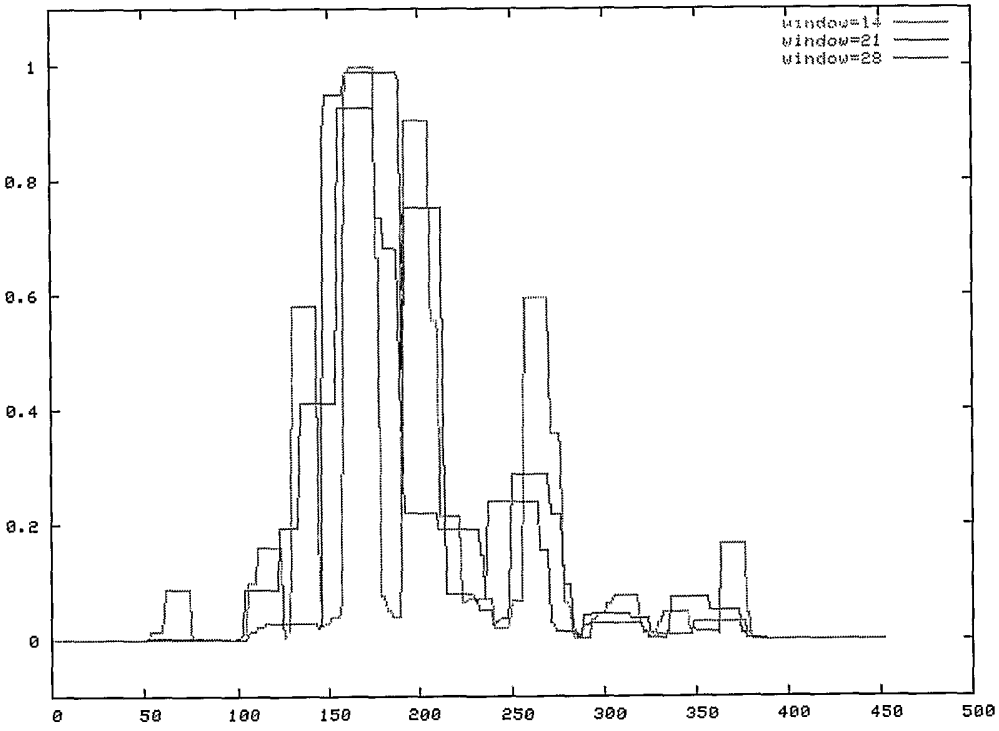

FIGURE 3

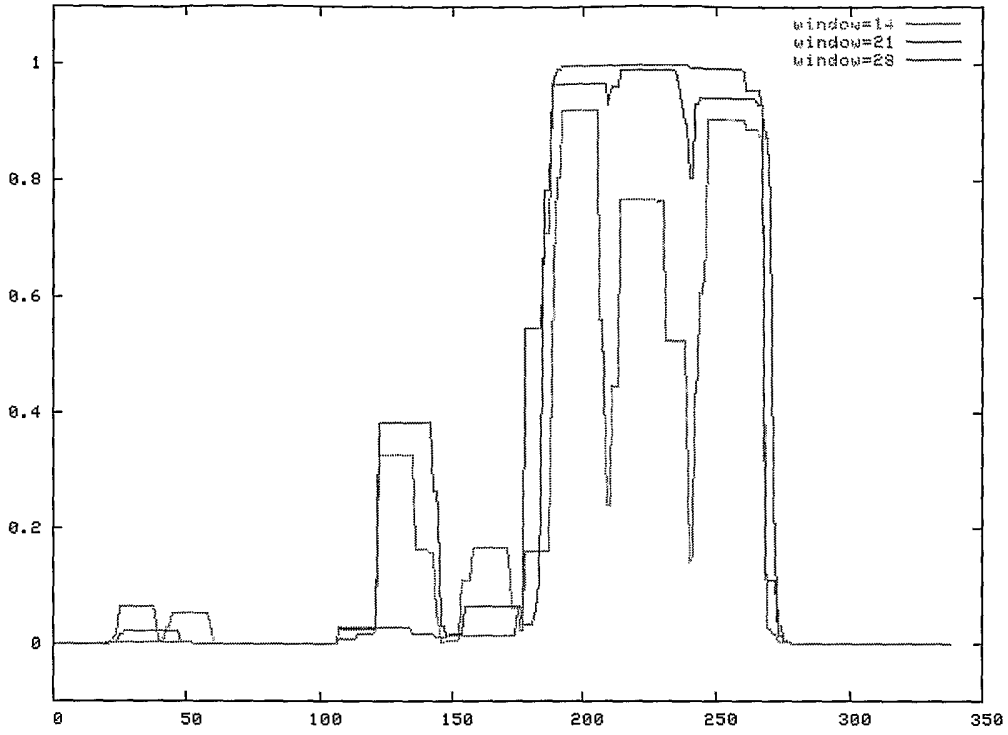

FIGURE 4

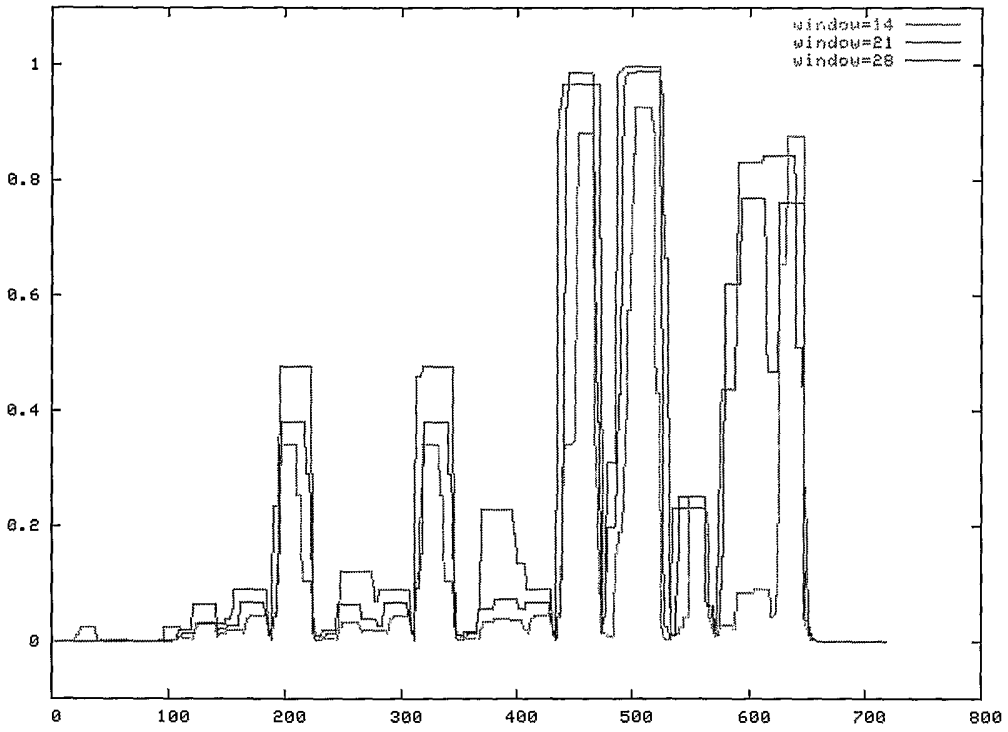

FIGURE 5

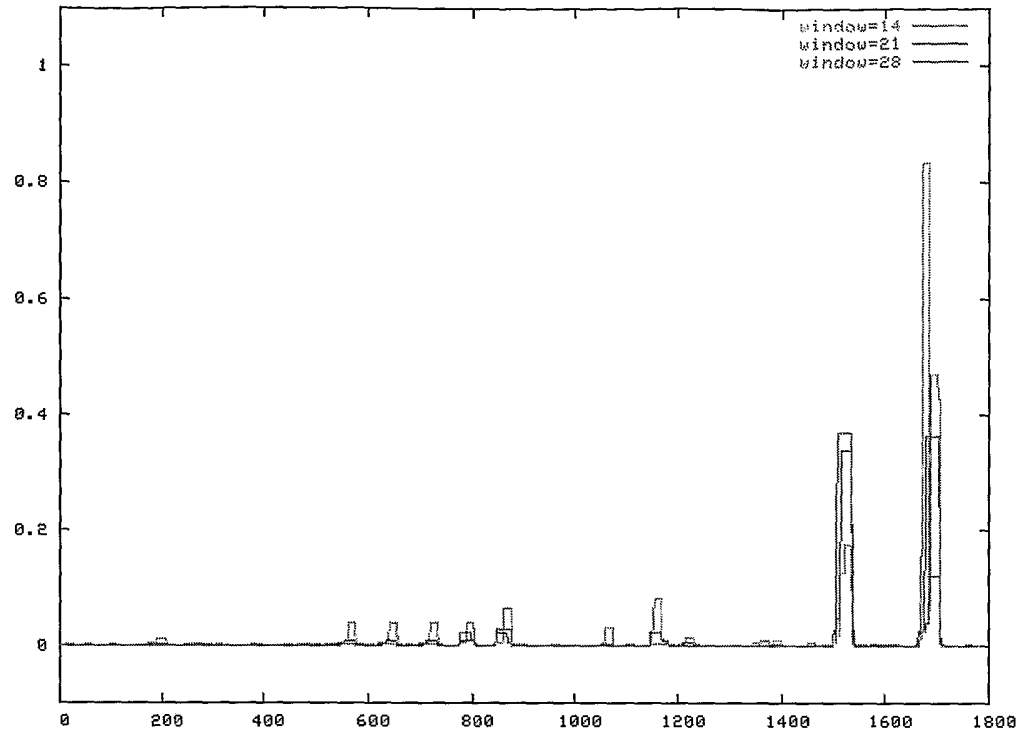

FIGURE 6

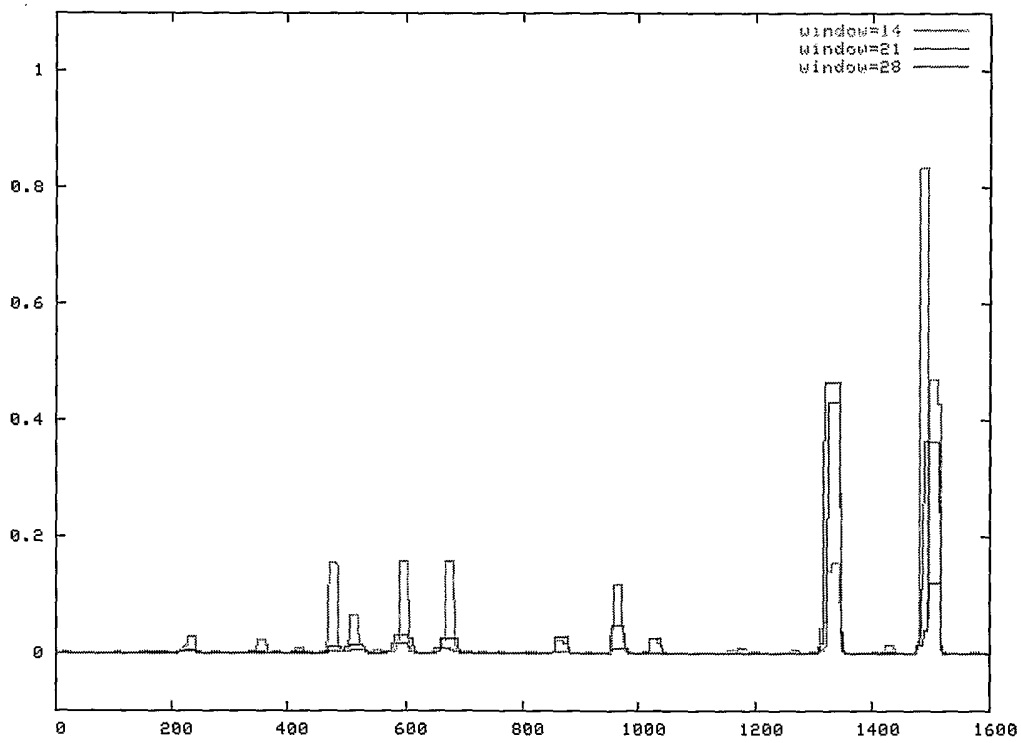

FIGURE 7

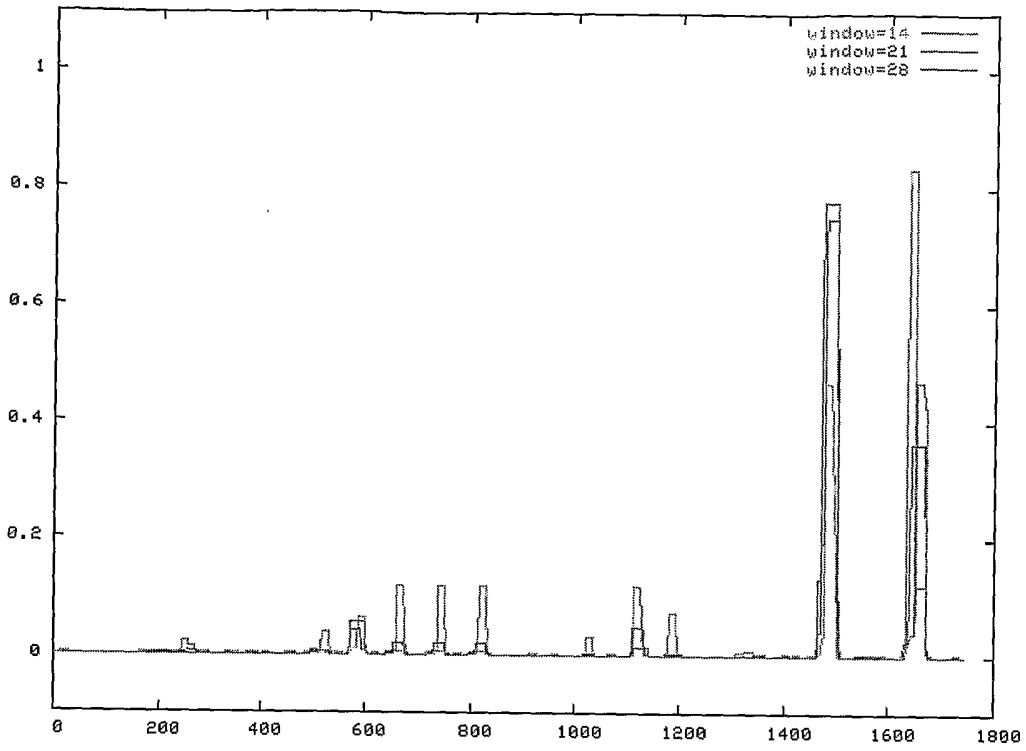

FIGURE 8

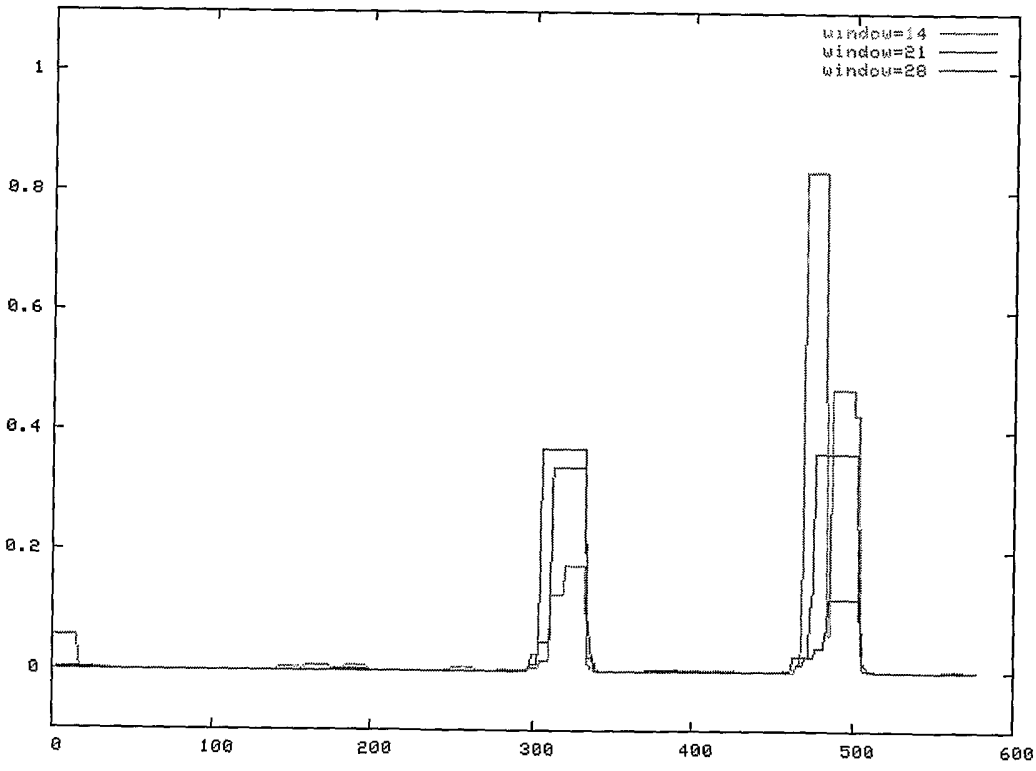

FIGURE 9

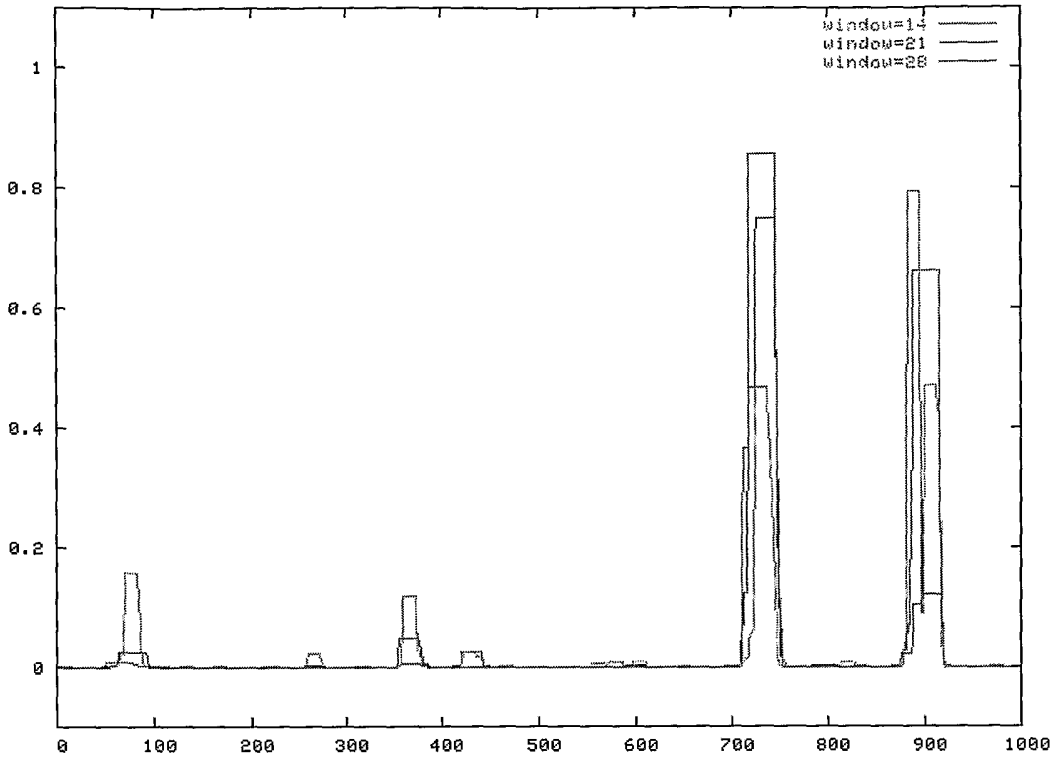

FIGURE 10

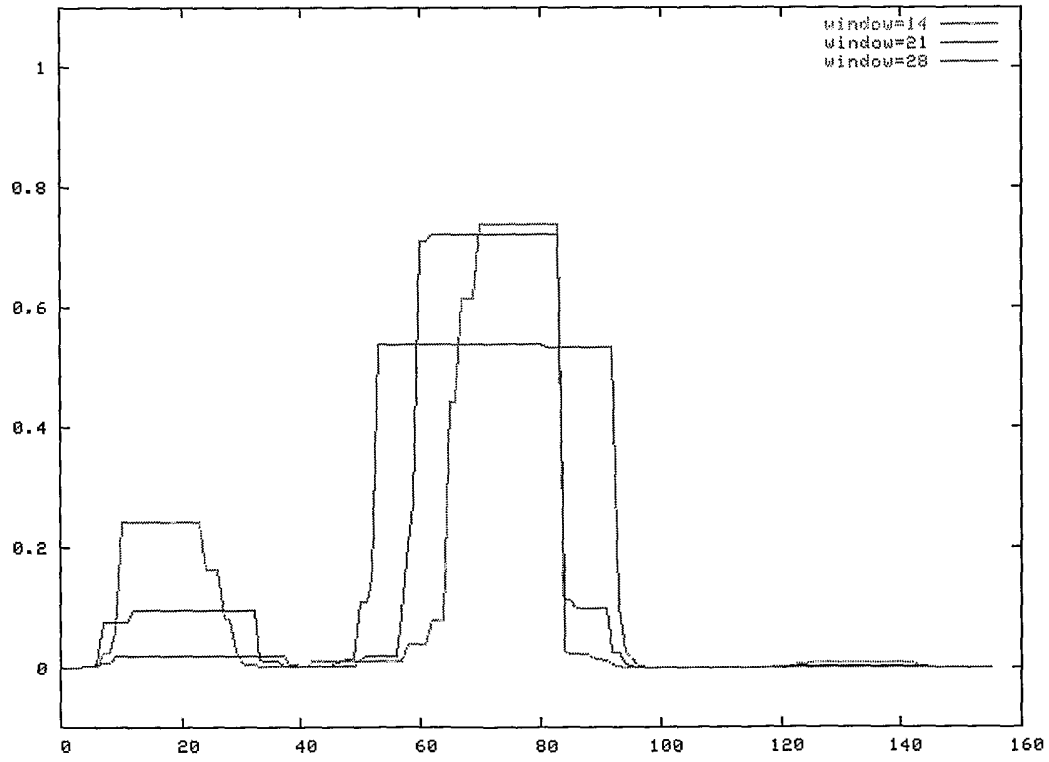

FIGURE 11

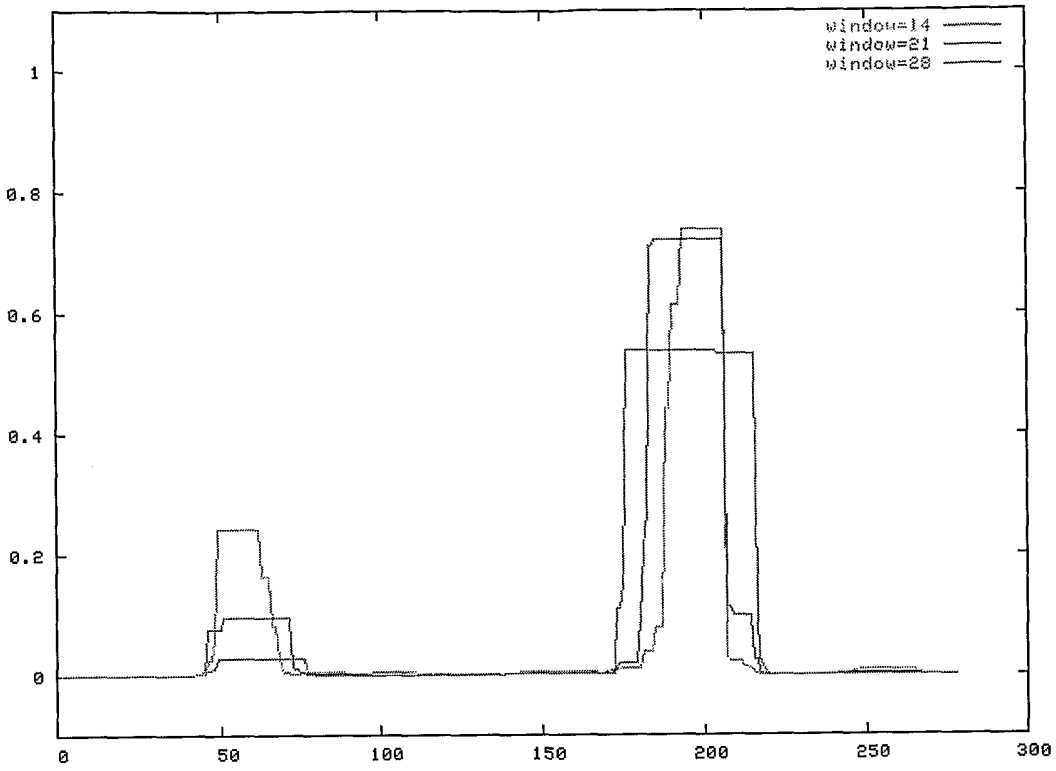

FIGURE 12

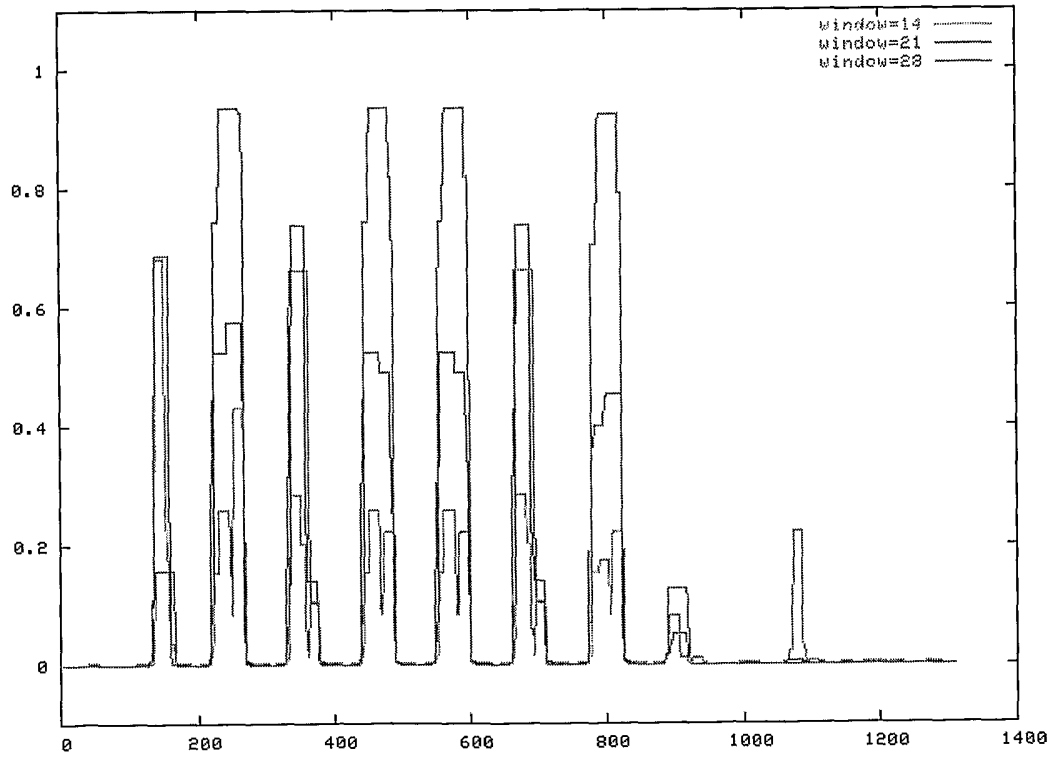

FIGURE 13

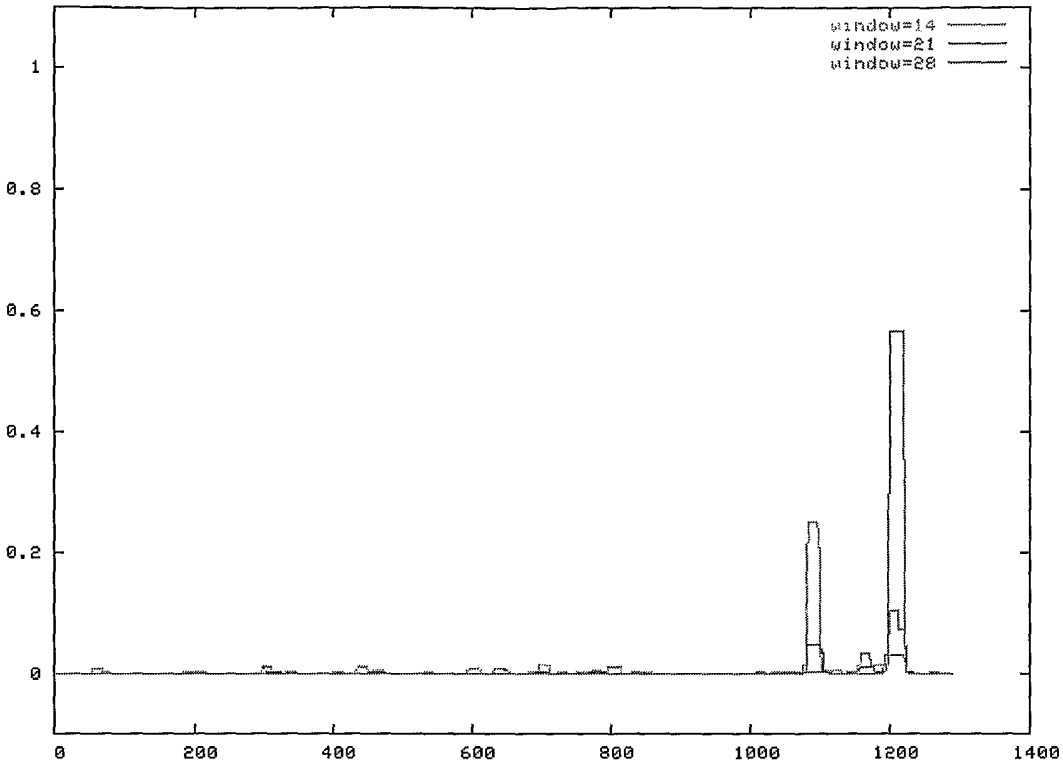

FIGURE 14

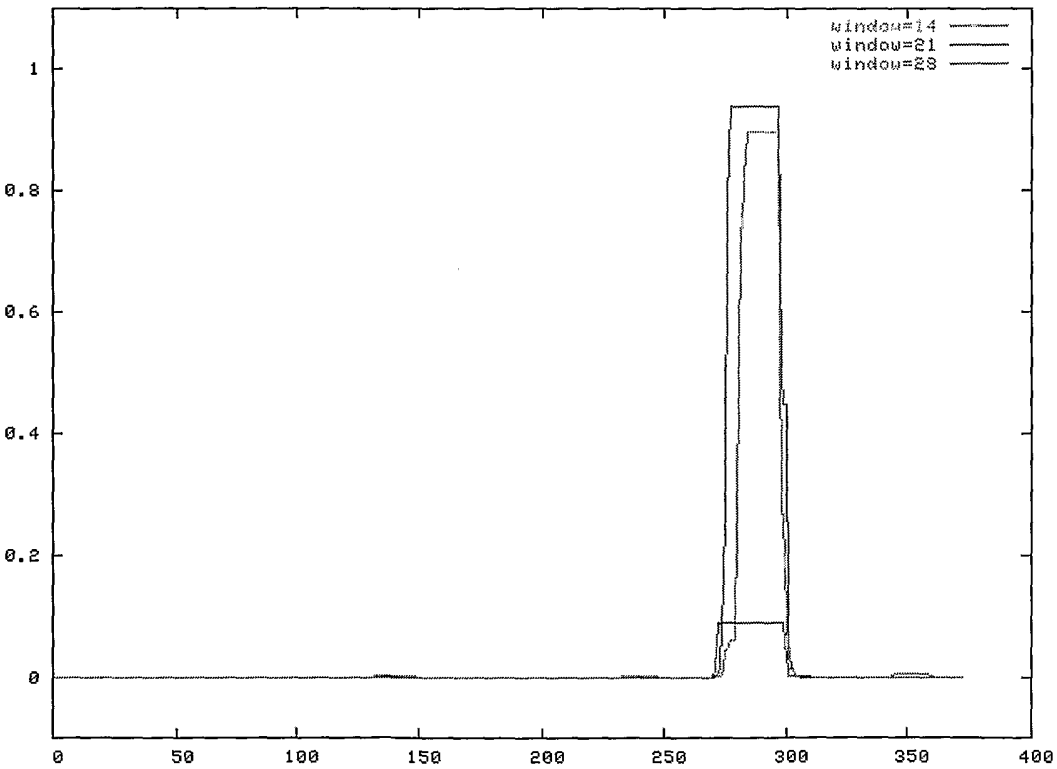

FIGURE 15

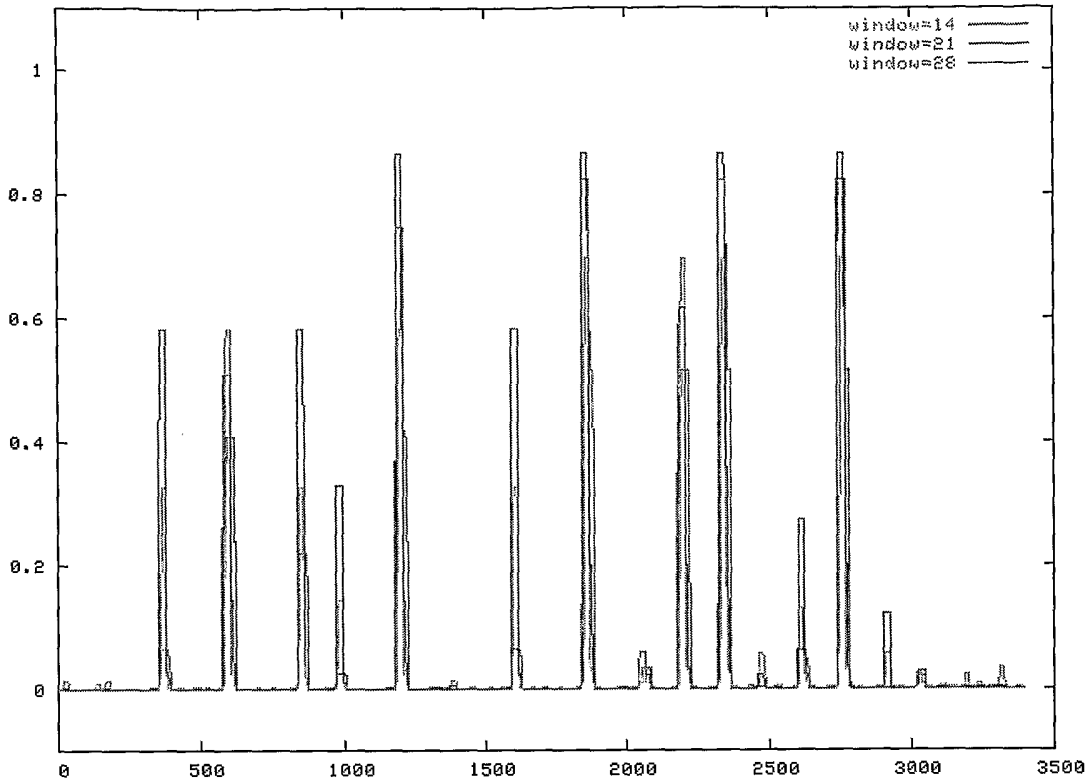

FIGURE 16

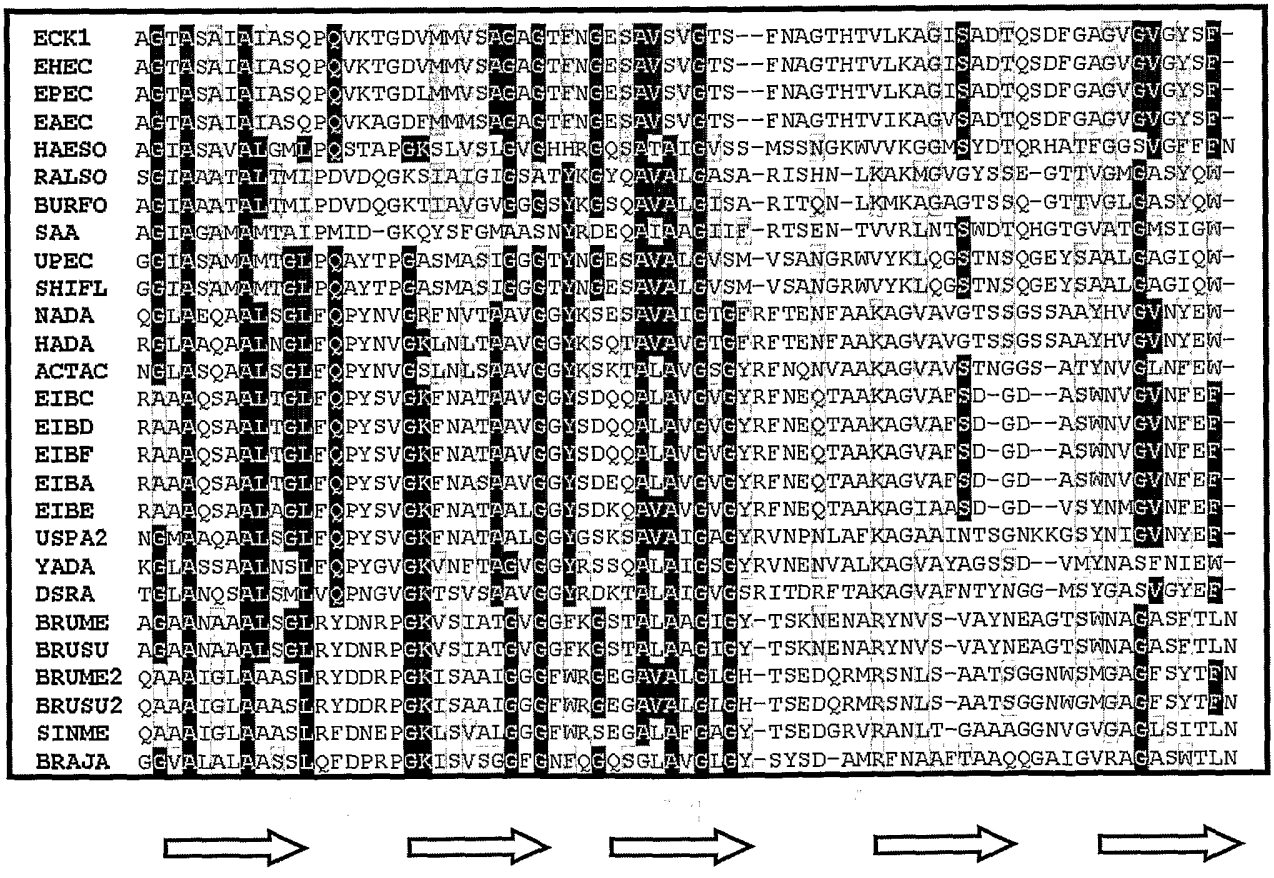

FIGURE 17



ANCHOR STALK HEAD

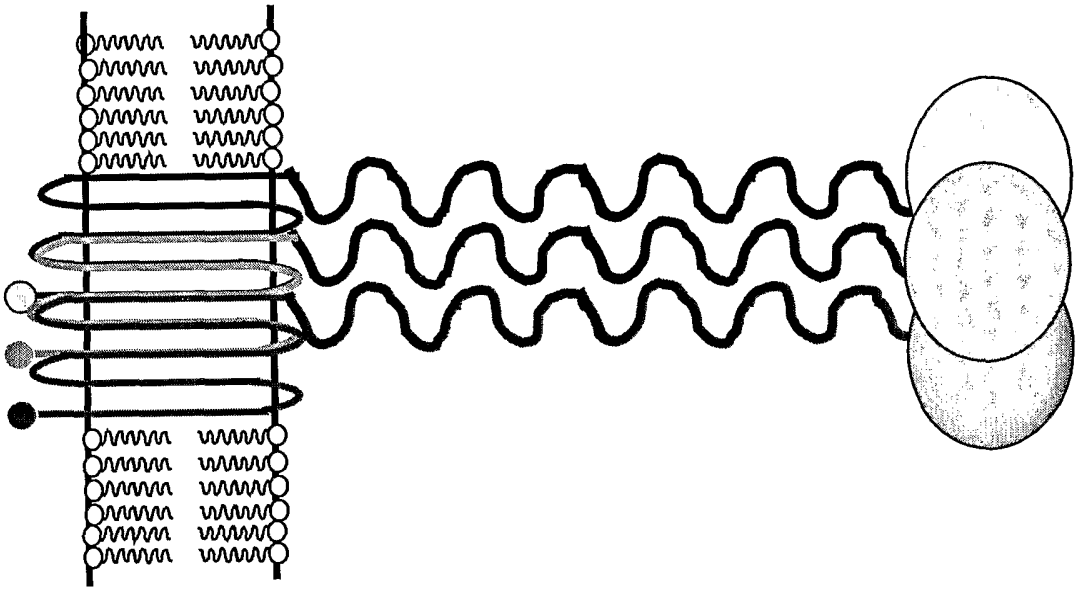

FIGURE 20

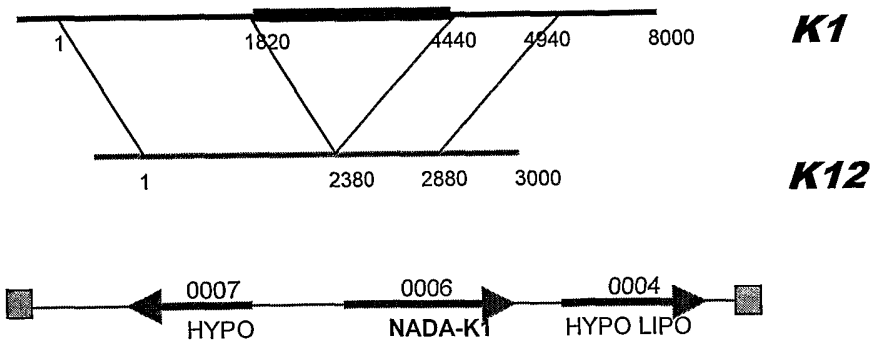

FIGURE 18

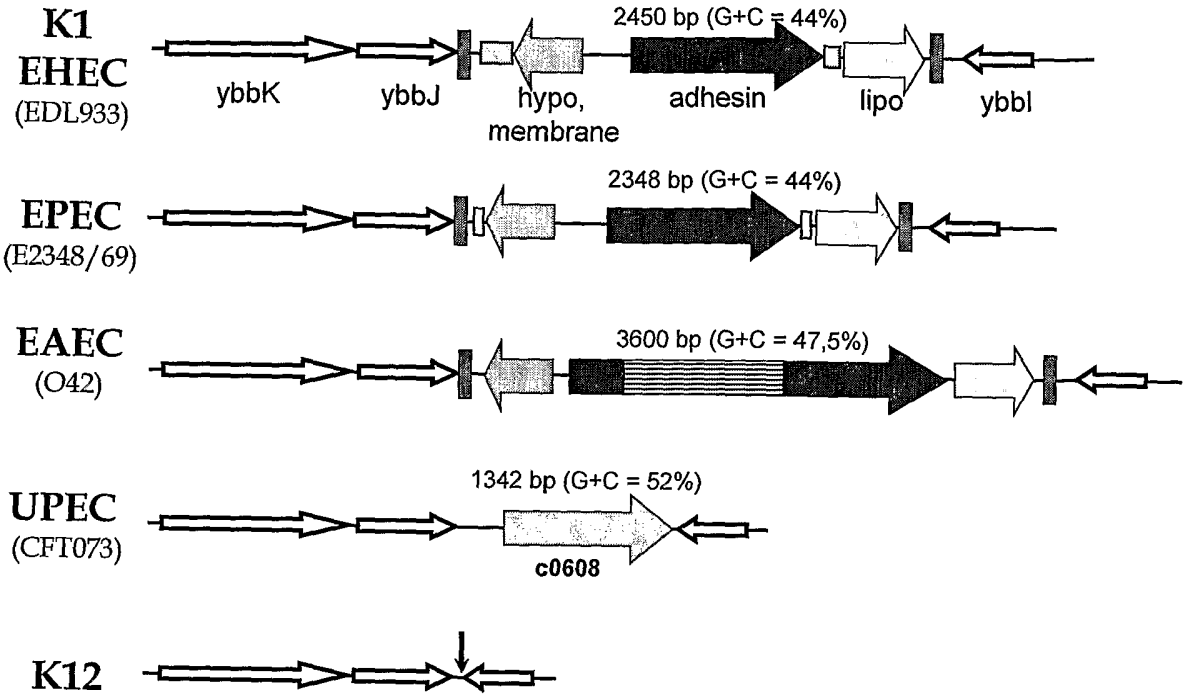

FIGURE 19

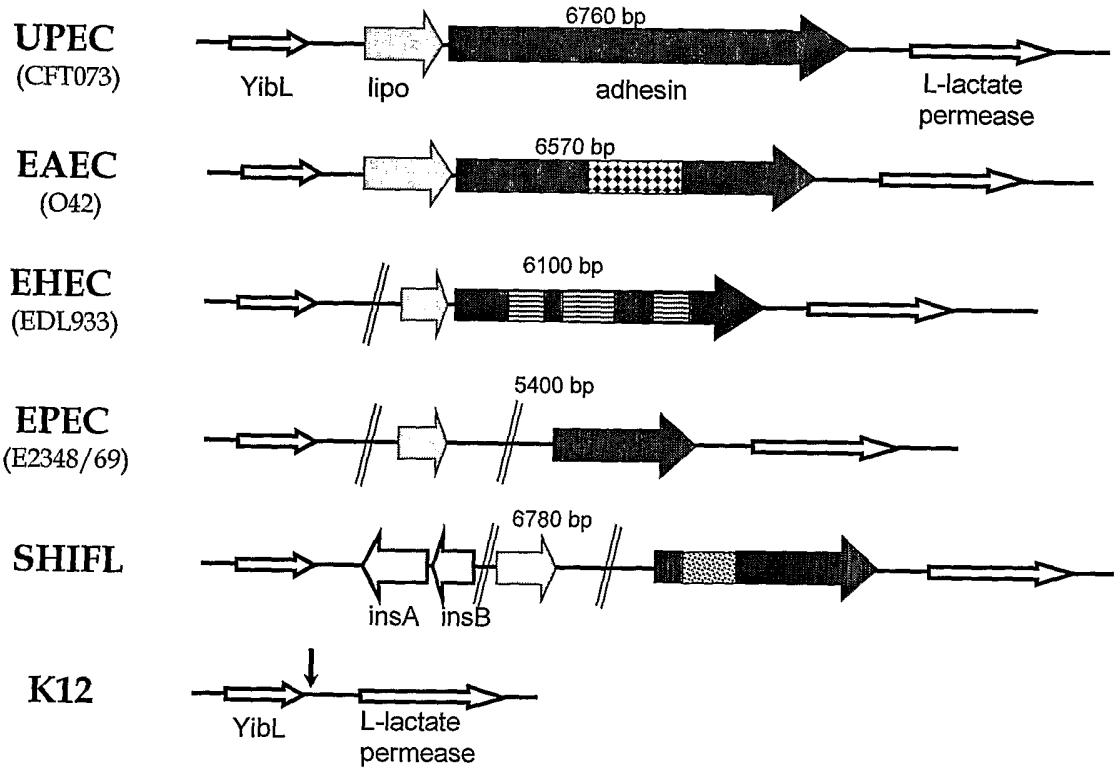

FIGURE 21

FIGURE 21A

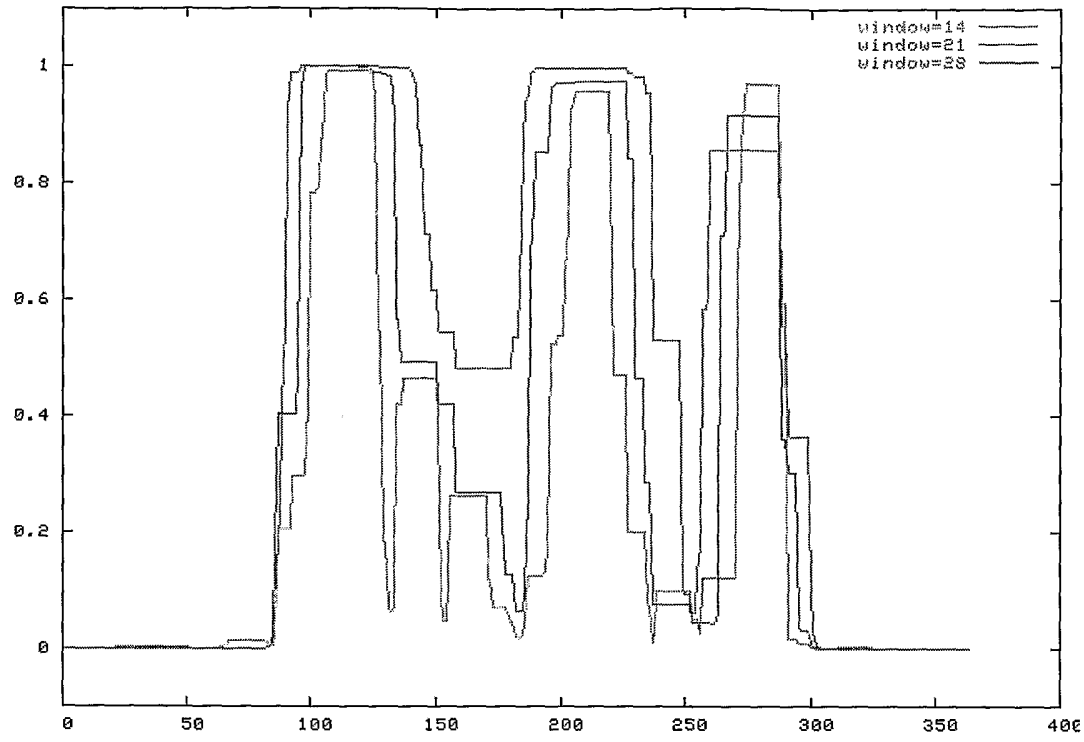

FIGURE 21B

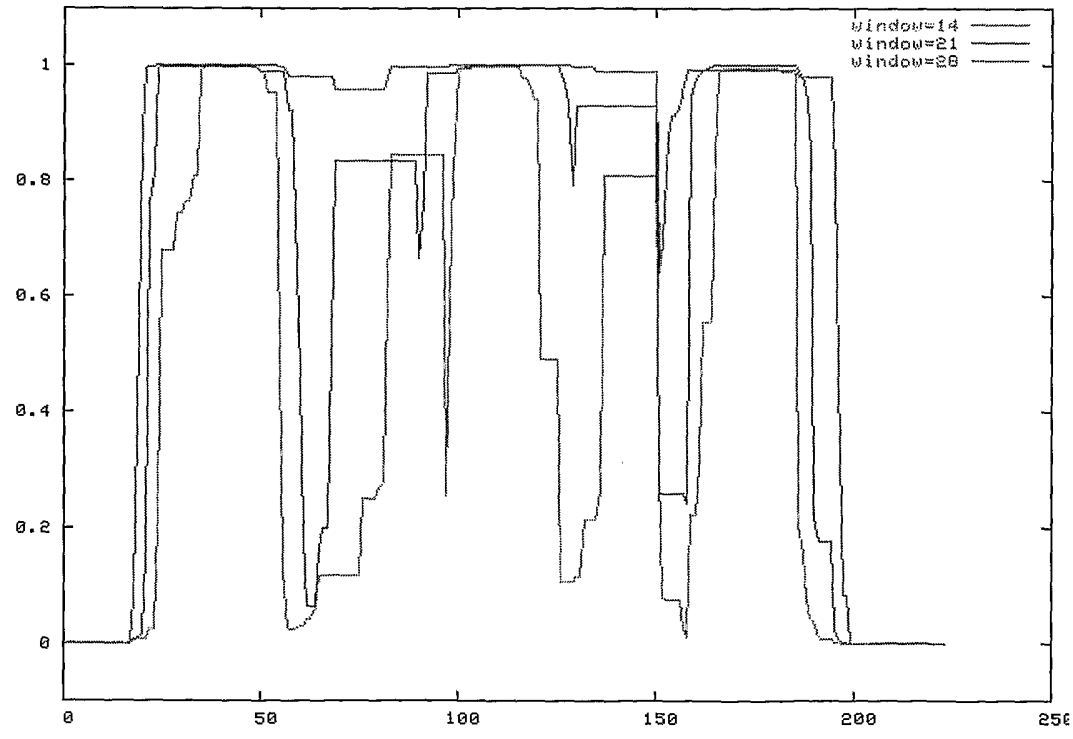

FIGURE 22

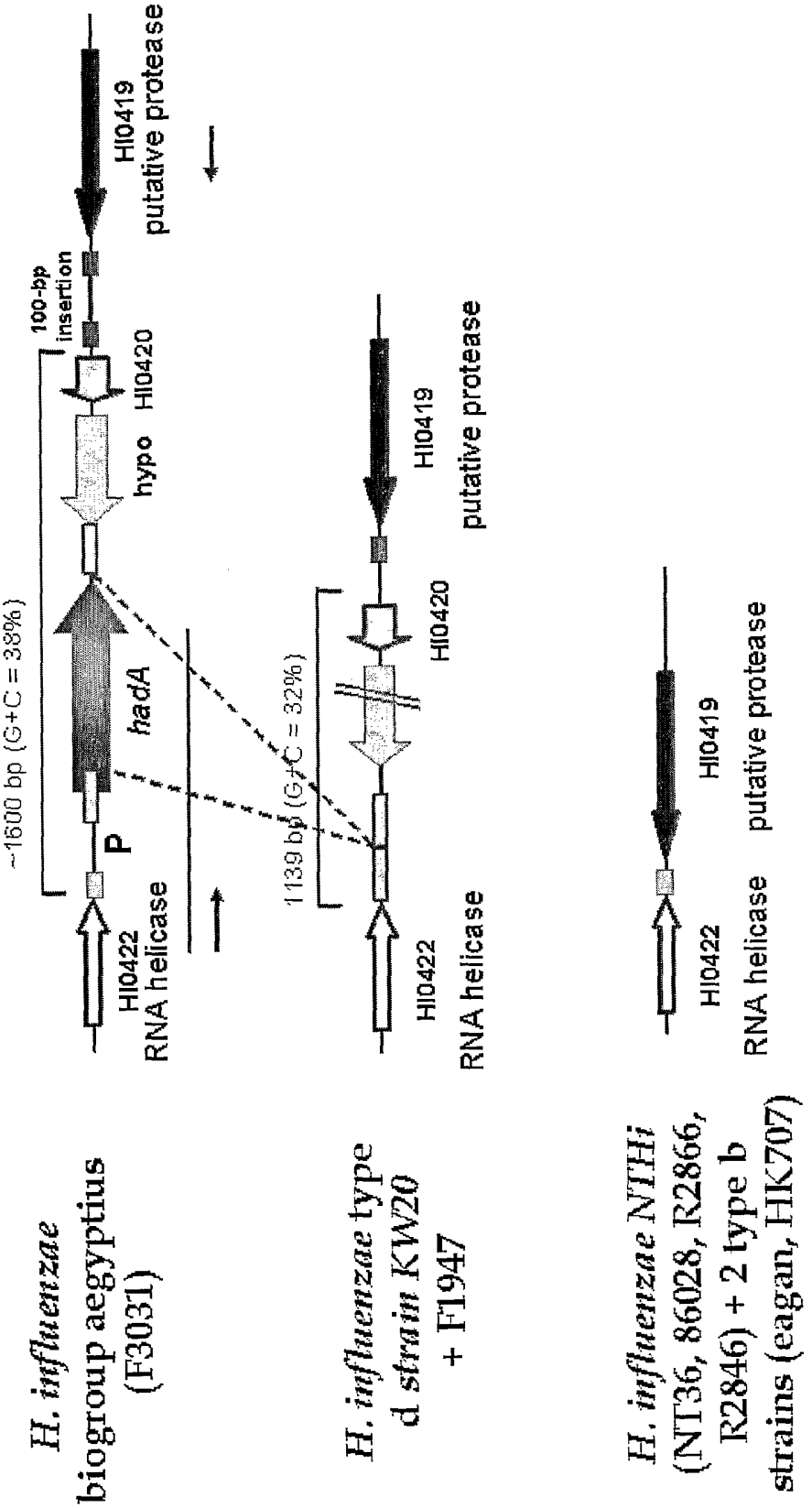

H. influenzae biogroup aegyptius (F3031)

H. influenzae type d *strain KW20* + F1947

H. influenzae NTHi (NT36, 86028, R2866, R2846) + 2 type b strains (eagan, HK707)

FIGURE 23

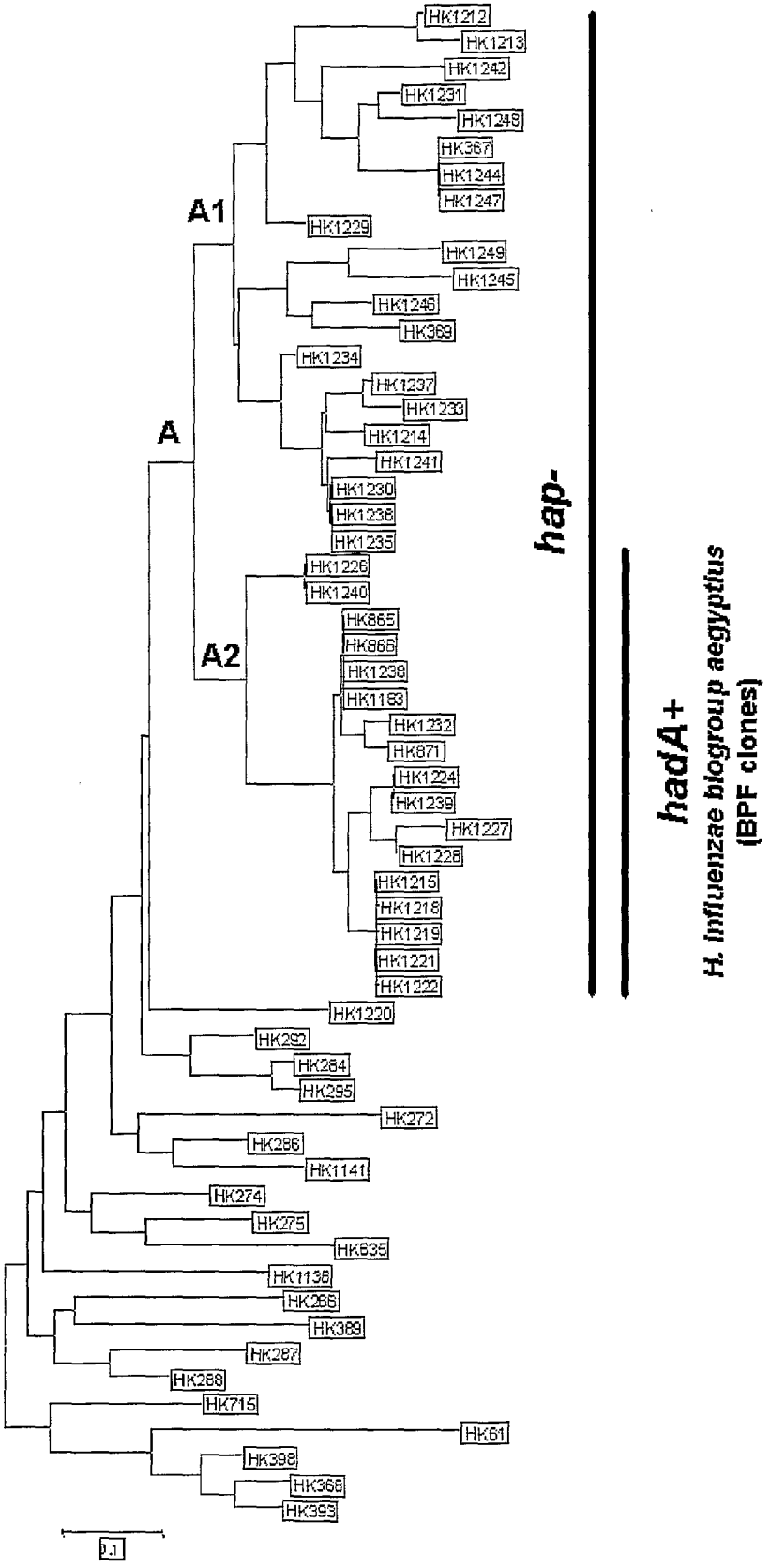
HK1212
HK1213
HK1242
HK1231
HK1248
HK367
HK1244
HK1247
A1
HK1229
HK1249
HK1245
HK1246
HK369
HK1234
HK1237
HK1239
A
HK1214
HK1241
HK1230
HK1236
HK1235
HK1226
HK1240
HK865
HK866
A2
HK1238
HK1183
HK1232
HK871
HK1224
HK1239
HK1227
HK1228
HK1215
HK1218
HK1219
HK1221
HK1222
HK1220
HK282
HK284
HK285
HK272
HK286
HK1141
HK274
HK275
HK635
HK1136
HK265
HK369
HK287
HK288
HK715
HK61
HK398
HK368
HK393
0.1
hap-
hadA+
H. influenzae biogroup aegyptius
(BPF clones)

FIGURE 24

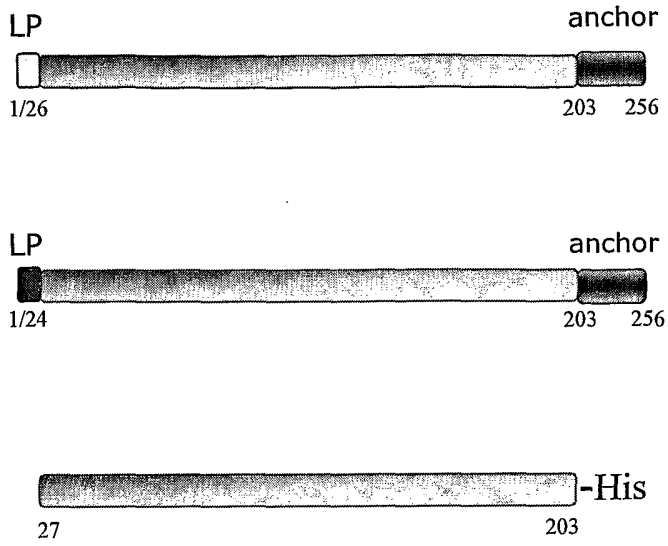

FIGURE 25

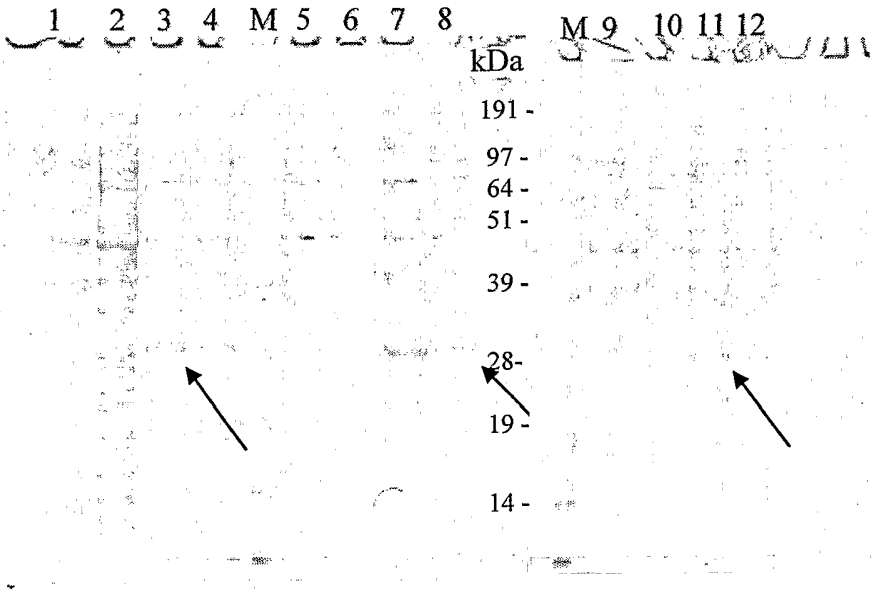

FIGURE 26



FIGURE 29

FIGURE 29A

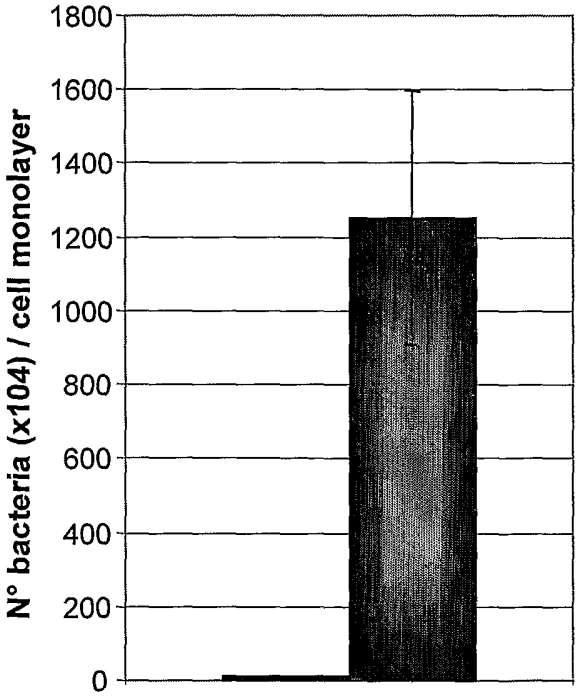

FIGURE 29B

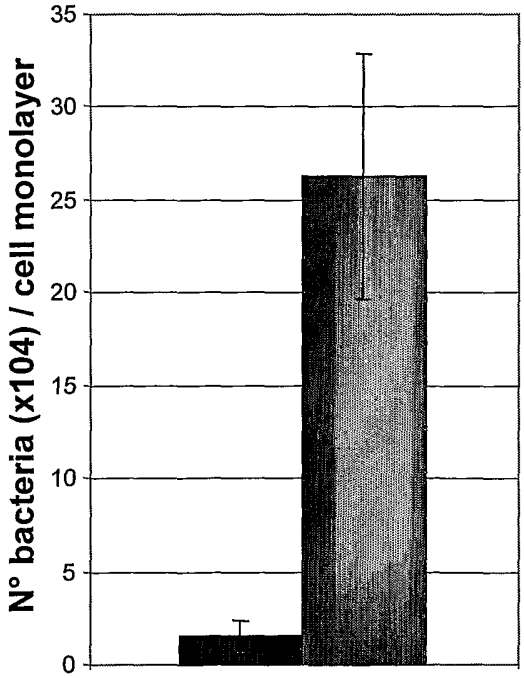

FIGURE 27

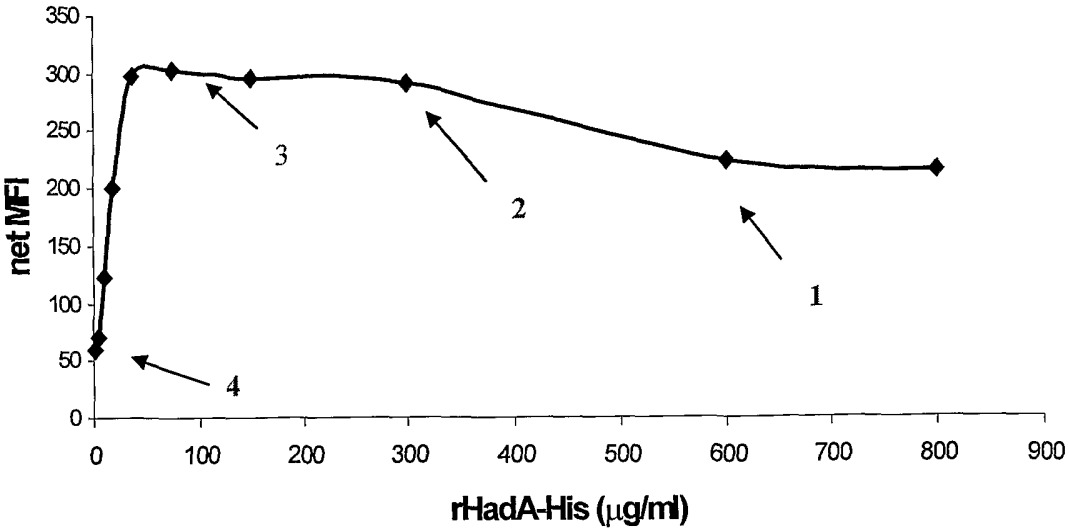
net MFI
rHadA-His (µg/ml)
1
2
3
4

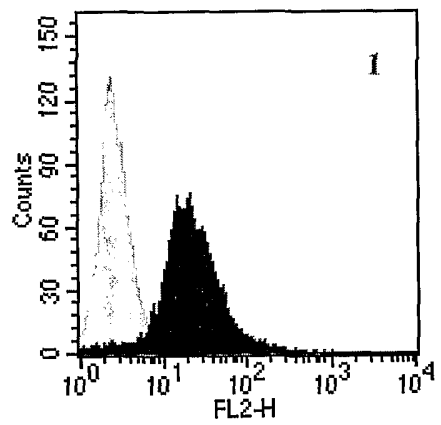
1
Counts
FL2-H

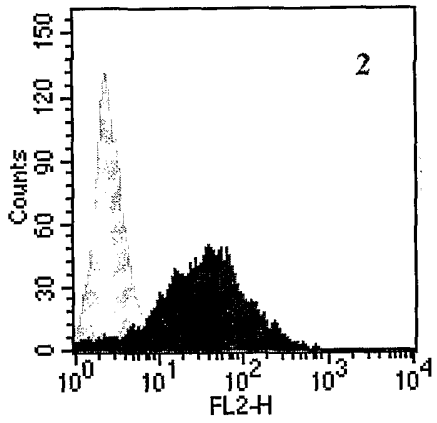
2
Counts
FL2-H

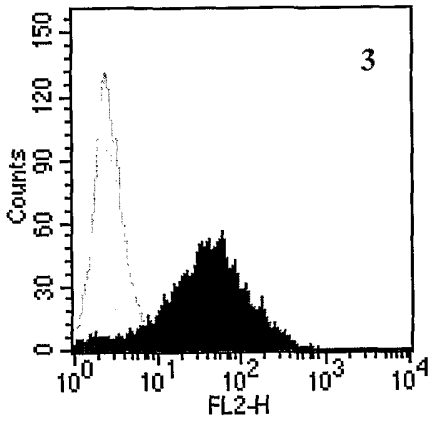
3
Counts
FL2-H

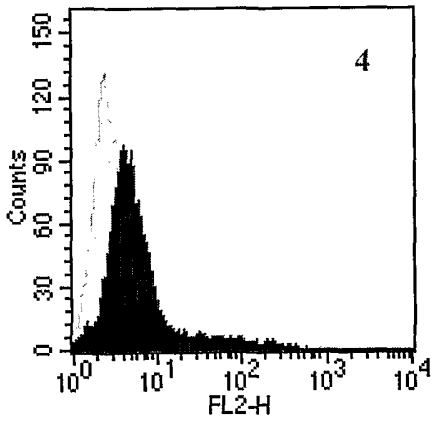
4
Counts
FL2-H

FIGURE 28

FIGURE 28A



FIGURE 28B



FIGURE 28C



FIGURE 28D



FIGURE 30

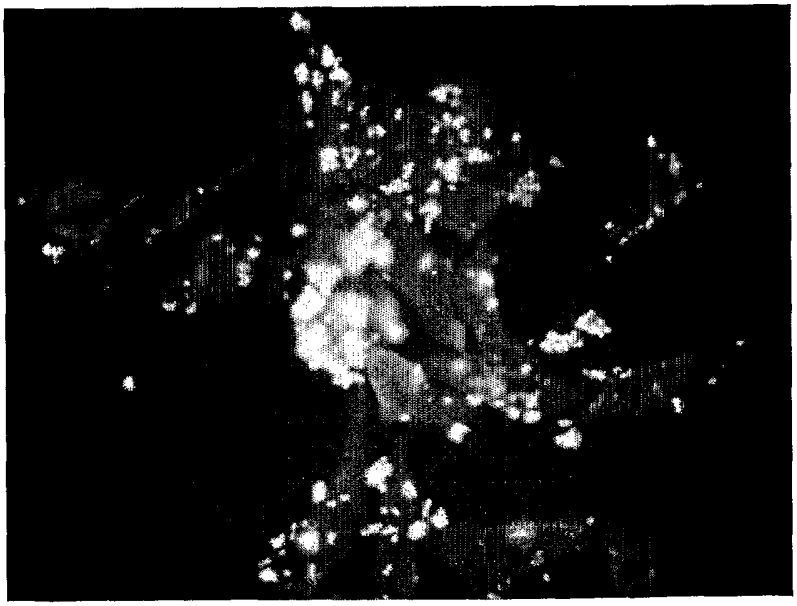

FIGURE 31



FIGURE 32



FIGURE 33



FIGURE 34

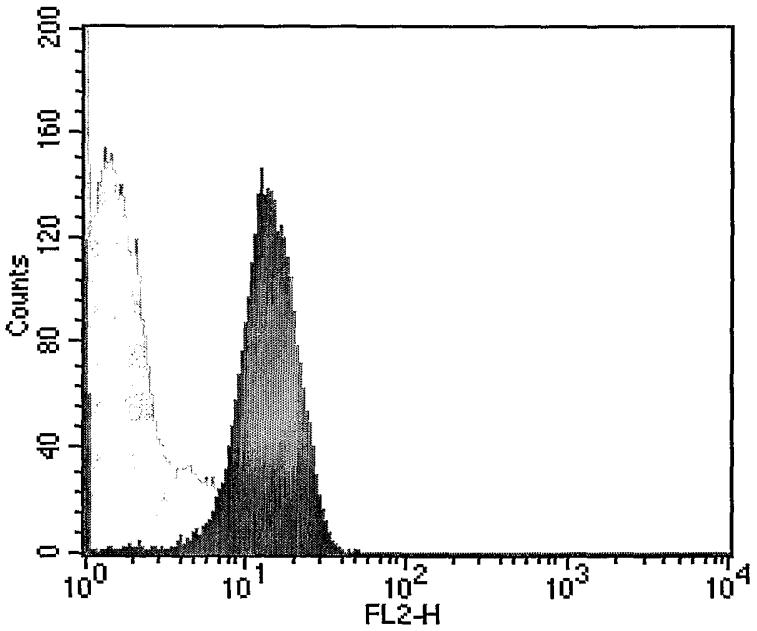

FIGURE 35



SEQUENCE LISTING

SEQ ID NO: 1 (Haemophilus aegyptius)

MKRNLLKQSVIAVLIGGTTVSNYALAQAQAQAQVKKDELSELKKQVKEMDAAIDGILDDNIAYEAEVDAKLDQHSAALGRHTNRLNNL
KTIAEKAKGDSSEALDKIEALEEQNDEFLADITALEEGVDGLDDDIAGIQDNISDIEDDINQNSADIATNTAAIATHTQRLDNLDNRV
NNLNKDLKRGLAAQAALNGLFQPYNVGKLNLTAAVGGYKSQTAVAVG

SEQ ID NO: 2 (Escherichia coli)

MKTVNVALLALIISATSSPVVLAGDTIEAAATELSAINSGMSQSEIEQKITRFLERTDNSPAAYTYLTEHHYIPSETPDTTQTPTVQT
DPDAGQKTVAATGDVQTTARYQSMINARQSAVTDAQQTQITEQQAQIVATQKTLAATGDTQNTAHYQEMINARLAAQNEANQRTATEQ
GQKMNALTTDVAVQQQNERTQYDKQMQSLAQESAQAHEQIDSLSQDVTQTHQQLTNTQKRVADNSQQINTLNNHFSSLKNEVDDNRKE
ANAGTASAIAIASQPQVKTGDVMMVSAGAGTFNGESAVSVGTSFNAGTHTVLKAGISADTQSDFGAGVGVGYSF

SEQ ID NO: 3 (EHEC)

MNKIFKVIWNPATGNYTVTSETAKSRGKKSGRSKLLISALVAGGMLSSFGALANAGNDNGQGVDYGSGSAGDGWVAIGKGAKANTFMNTSGSSTAVG
YDAIAEGQYSSAIGSKTHAIGGASMAFGVSAISEGDRSIALGASSYSLGQYSMALGRYSKALGKLSIAMGDSSKAEGANAIALGNATKATEIMSIAL
GDTANASKAYSMALGASSVASEENAIAIGAETEAAENATAIGNNAKAKGTNSMAMGFGSLADKVNTIALGNGSQALADNAIAIGQGNKADGVDAIAL
GNGSQSRGLNTIALGTASNATGDKSLALGSNSSANGINSVALGADSIADLDNTVSVGNSSLKRKIVNVKNGAIKSDSYDAINGSQLYAISDSVAKRL
GGGAAVDVDDGTVTAPTYNLKNGSKNNVGAALAVLDENTLQWDQTKGKYSAAHGTSSPTASVITDVADGTISASSKDAVNGSQLKATNDDVEANTAN
IATNTSNIATNTANIATNTTNITNLTDSVGDLQADALLWNETKKAFSAAHGQDTTSKITNVKDADLTADSTDAVNGSQLKTTNDAVATNTTNIANNT
SNIATNTTNISNLTETVTNLGEDALKWDKDNGVFTAAHGTETTSKITNVKDGDLTTGSTDAVNGSQLKTTNDAVATNTTNIATNTTNISNLTETVTN
LGEDALKWDKDNGVFTAAHGNNTASKITNILDGTVTATSSDAINGSQLYDLSSNIATYFGGNASVNTDGVFTGPTYKIGETNYYNVGDALAAINSSF
STSLGDALLWDATAGKFSAKHGTNGDASVITDVADGEISDSSSDAVNGSQLHGVSSYVVDALGGGAEVNADGTITAPTYTIANADYDNVGDALNAID
TTLDDALLWDADAGENGAFSAAHGKDKTASVITNVANGAISAASSDAINGSQLYTTNKYIADALGGDAEVNADGTITAPTYTIANAEYNNVGDALDA
LDDNALLWDETANGGAGAYNASHDGKASIITNVANGSISEDSTDAVNGSQLNATNMMIEQNTQIINQLAGNTDATYIQENGAGINYVRTNDDGLAFN
DASAQGVGATAIGYNSVAKGDSSVAIGQGSYSDVDTGIALGSSSVSSRVIAKGSRDTSITENGVVIGYDTTDGELLGALSIGDDGKYRQIINVADGS
EAHDAVTVRQLQNAIGAVATTPTKYFHANSTEEDSLAVGTDSLAMGAKTIVNGDKGIGIGYGAYVDANALNGIAIGSNAQVIHVNSIAIGNGSTTTR
GAQTNYTAYNMDAPQNSVGEFSVGSADGQRQITNVAAGSADTDAVNVGQLKVTDAQVSQNTQSITNLDNRVTNLDSRVTNIENGIGDIVTTGSTKYF
KTNTDGVDASAQGKDSVAIGSGSIAAADNSVALGTGSVATEENTISVGSSTNQRRITNVAAGKNATDAVNVAQLKSSEAGGVRYDTKADGSIDYSNI
TLGGGNGGTTRISNVSAGVNNNDVVNYAQLKQSVQETKQYTDQRMVEMDNKLSKTESKLSGGIASAMAMTGLPQAYTPGASMASIGGGTYNGESAVA
LGVSMVSANGRWVYKLQGSTNSQGEYSAALGAGIQW

SEQ ID NO: 4 (Actinobacillus actinomycetemcomitans)

MTYQLFKHHLVALMVTGAISVNALAKDSFLENPSANLPQQVFKNRVDIFNNETNINENKKDIAINKANIASIEKDVMRNTGGIDRLAK
QELVNRARITKNELDIRKNTKSIAENTASIARIDGNLEGVNRVLQNVDVRSTENAARSRANEQKIAENKKAIENKADKADVEKNRADI
AANSRAIATFRSSSQNIAALTTKVDRNTARIDRLDSRVNELDKEVKNGLASQAALSGLFQPYNVGSLNLSAAVGGYKSKTALAVGSGY
RFNQNVAAKAGVAVSTNGGSATYNVGLNFEW

SEQ ID NO: 5 (Haemophilus somnus)

MKKVQFFKYSSLALALGLGVSASALAAPTSTSTTTGPEAPPTGPAPTAKDPLAETALAYDLENEVAYLRMKAGEWMQLGLDPEKEVIK
GWNEVKSLPRIDGNGKDKQTKDQIAMLIRTVDNTKELGRIVSTNIEDIKNLKKELYGFVEDVNESEARNISRIDENEKDIKNLKKELY
DFVEDVNESEARNISRIDENEKDINTLKELMDEDLNSVLTQIEDVKLTFQDVNDNVNLAFEEINGNAQKFDTAIEGLTSGLSDLQAKV
DANKQETEDDIADNAKAIHSNTKGIAKNTKDIRDLDTKTKQMLENDKNLMTGLESLATETSKGFERFDVKTQQLDQAVANVVGRVDIT
EQAIRQNTAGLVNVNKRVDTLDKNTKAGIASAVALGMLPQSTAPGKSLVSLGVGHHRGQSATAIGVSSMSSNGKWVVKGGMSYDTQRH
ATFGGSVGFFFN

SEQ ID NO: 6 (Haemophilus ducreyi)

MKIKCLVAVVGLACSTITTMAQQPPKFAGVSSLYSYEYDYGKGKWTWSNEGGFDIKVPGIKMKPKEWISKQATYLELQHYMPYTPVLV
TSAPDVSPSSISILLYPMSDPDQLGINRQQLKLNLYSYFNDLRHDFKLKVLDARISKNKQNIDTISKYLLELGTYLDGSYRMMEQNTH
NINKNTHNINKNTHNINKLSKELQTGLANQSALSMLVQPNGVGKTSVSAAVGGYRDKTALAIGVGSRITDRFTAKAGVAFNTYNGGMS
YGASVGYEF

SEQ ID NO: 7 (EPEC)

MKTVNVALLALIISATSSPFVLAGDTIEAAATELSAINSGMSQSEIEQKITRFLERTDNSPAAYTYLTEHHYIPSETPDTTQTPPVQT
DPDAGQKTVAATGDVQTTARYQSMINARQSTVTDAQQTQITEQQAQIVATQKTLAATGDTQNTAHYQEMINARLAAQNEANQRTTTEQ
GQKMNALTTDVAAQQQKERAQYDKQMQSLAQKSVQAHEQIESLRQDSAQTQQQLTNTQKRVADNSQQINTLNNHFSSLKNEVEDNRKE
ANAGTASAIAIASQPQVKTGDLMMVSAGAGTFNGESAVSVGTSFNAGTHTVLKAGISADTQSDFGAGVGVGYSF

SEQ ID NO: 8 (EAEC)

MKTVKLSLLAVVVATAVSPSAFAGDTVEAATTELTVIQPGMSQSEIDQKIGRFLERTGNSVAAQNYLIAHDYQTTTPQENTAASPVQP
TNTLNPITNQAQTDRDNGQDTAIQDAQHAANWASLKADDAQHAITVAQTDIDANTAAITDTRNDVSAVQSDVTNIKGDVAHAQSTADH
ANANANTALINGVKLSGAVTENKNNIEQNRSDIADQQKLLASNEQKQIVRDNGQDTAIQDAQHAANWASLKADDAQHAITVAQTDIDA
NKAAITDIRNDVSAVQSDVTNIKGDVAHAQSTADHANANANTALMNGVKLSSAVTENKNNIEQNRSDIADQQKLLASNEQKQIVRDNG
QDTAIQDAQHAANWASMKADDAQHAITVAQTDIDANKAAIADTRNDVSAVQSDVTNIKGDVAHAQSTADHANANANTALINGVKLSGA
VTENKNNIEQNRSDIADQQQQLDETRKIVAATGDVQTAARYQSMIDARQTAAANAQQAQADTQQQQMDDQQKQIDATQKTVSALGDAQ
TNAHYQEMVNAGLRAQNDANARTAAEQKQKIDTLATNQATQQHINSVQYGEQIQRLAQDSTQTHEQIDSLTQDVTQTHQQLSNTQKRV
ADNSQQITTLNNHFSSLKNEVEDNRKEANAGTASAIAIASQPQVKAGDFMMMSAGAGTFNGESAVSVGTSFNAGTHTVIKAGVSADTQ
SDFGAGVGVGYSF

SEQ ID NO: 9 (EAEC)

MNKIFKVIWNPATGSYTVASETAKSRGKKSGRSKLLISALVAGGMLSSFGVQAQAGRDNGQGVNYGQGTGTGWVAIGEDAKANSFTDT
GGGSSTAVGYHSTADGRWSTALGAKTHSLGEASVALGINTTSAGERSLAIGASATSTGGFSIALGRYANSVGEFSIAQGDHAETGADD
AIAFGRESKALGIMSIALGATANASKEYAMALGASSAASAANAIAVGRNSAAAGVDSLAFGRQSAASAANAIAMGAESKAAENATAVG
TNAEANGLNSIALGSGSIADVDNTIALGNQSQAVAAGAIAIGQGNKADGANAIALGNGSITGGVNAIALGQGSYAGLENGTAIGAQAS
AQGKNSVALGAGSVATDADTVSVGNTTAQRQIVNMAAGDISTTSTDAINGSQLYAISKSVADNLGGGATVNAQGVVTSPNYRLKSGIF
GTVGDALTGLDNNTLQWDSLKKAYSAAHGTDTTSTITNVKDGAISDTSKDAVNGSQLKTTNDNVATNTANITTNTNSINTLTDSVGDL
KDDALLWNGTAFSAAHGTEATSKITNVKDGDLTAGSTDAVNGSQLKTTNDNVATNTTNITNLTDSVGDLKDDALLWNGTAFSAAHGTD
ATSKITNVKDGDLTAGSTDAVNGSQLKTTNDAVAANTTNIATNTTNITNLTDAVDSLGDDSLLWNATAGAFSAAHGTDATSKITNVTA
GDLTAGSTDAVNGSQLKTTNDAVAANTTNIATNTTNITNLTDAVDSLGDDSLLWNATAGAFSAAHGTDATSKITNVKDGDLTAGSTDA
VNGSQLKTTNDAVAANTTNIATNTTNITNLTDAVDSLGDDSLLWNATAGAFSAKHGTNGTDSKITNLLAGTVSSDSTDAINGSQLYGL
ADSFTSYLGGGADISDAGVLTGPTYTIGGTDYNNVGDALAAINTSFSTSLGDALLWDATAKGGDGAFSAGRGTDNTASIITNVADGAI
SSTSSDAINGSQLYDTSKYIADTLGGDAEVNADGTITAPTYAIAGGSYSNVGDALEAIDTTLDDALLWDATANDGNGAFSAAHGKDKT
ASVITNVANGAISATSSDAINGSQLYTTNKYIADALGGDAEVNADGSITAPTYTIANAEYNNVGDALDALDDNALLWDATANDGAGAY
NASHDGKASIITNVADGNIGEGSTDAINGSQLFNTNMLIQQNSEIINQLAGNTSETYIEDNGAGINYVRTNDNGLAFNDASASGIGAT
AVGYNAVASGESSVAIGQGSSSNVDTGIALGSSSVSSRVIVKGSRDTSVSEEGVVIGYDTTDGELLGALSIGDDGKYRQIINVADGSE
AHDAVTVRQLQNAIGAVATTPTKYFHANSTEEDSLAVGEDSLAMGAKTIVNGNAGIGIGYGAYVDANALNGIAIGSNARANHANSIAM
GNGSQTTRGAQTGYAAYNMDAPQNSVGEFSVGSEDGQRQITNVAAGSADTDAVNVGQLKVTDAQVSQNTQSITNLNNQVTNLDTRVTN
IENGIGDIVTTGSTKYFKTNTDGVDANAQGKDSVAIGSGSIAAADNSVALGTGSVANEENTISVGSSTNQRRITNVAAGVNATDAVNV
SQLKSSEAGGVRYDTKADGSVDYSNITLGGGNGGTTRISNVSAGVNNNDAVNYAQLKQSVQETKQYTDQRMVEMDNKLSKTESKLSGG
IASAMAMTGLPQAYTPGASMASIGGGTYNGESAVALGVSMVSANGRWVYKLQGSTNSQGEYSAALGAGIQW

SEQ ID NO: 10 (UPEC)

MNKIFKVIWNPATGSYTVASETAKSRGKKSGRSKLLISALVAGGLLSSFGASADNYTGQPTDYGDGSAGDGWVAIGKGAKANTFMNTS
GASTALGYDAIAEGEYSSAIGSKTLATGGASMAFGVSAKAMGDRSVALGASSVANGDRSMAFGRYAKTNGFTSLAIGDSSLADGEKTI
ALGNTAKAYEIMSIALGDNANASKEYAMALGASSKAGGADSLAFGRKSTANSTGSLAIGADSSSSNDNAIAIGNKTQALGVNSMALGN
ASQASGESSIALGNTSEASEQNAIALGQGSIASKVNSIALGSNSLSSGENAIALGEGSAAGGSNSLAFGSQSRANGNDSVAIGVGAAA
ATDNSVAIGAGSTTDASNTVSVGNSATKRKIVNMAAGAISNTSTDAINGSQLYTISDSVAKRLGGGATVGSDGTVTAVSYALRSGTYN
NVGDALSGIDNNTLQWNKTAGAFSANHGANATNKITNVAKGTVSATSTDVVNGSQLYDLQQDALLWNGTAFSAAHGTEATSKITNVTA
GNLTAGSTDAVNGSQLKTTNDNVTTNTTNIATNTTNITNLTDAVNGLGDDSLLWNKAAGAFSAAHGTEATSKITNVTAGNLTAGSTDA
VNGSQLKTTNDNVTTNTTNIATNTTNITNLTDAVNGLGDDSLLWNKTAGAFSAAHGTDATSKITNVTAGNLTAGSTDAVNGSQLKTTN
DNVTTNTTNIATNTTNITNLTDAVNGLGDDSLLWNKTAGAFSAAHGTDATSKITNVKAGDLTAGSTDAVNGSQLKTTNDNVSTNTTNI
TNLTDAVNGLGDDSLLWNKTAGAFSAAHGTDATSKITNVKAGDLTAGSTDAVNGSQLKTTNDNVSTNTTNITNLTDSVGDLKDDSLLW
NKAAGAFSAAHGTEATSKITNLLAGKISSNSTDAINGSQLYGVADSFTSYLGGGADISDTGVLSGPTYTIGGTDYTNVGDALAAINTS
FSTSLGDALLWDATAGKFSAKHGINNAPSVITDVANGAVSSTSSDAINGSQLYGVSDYIADALGGNAVVNTDGSITTPTYAIAGGSYN
NVGDALEAIDTTLDDALLWDTTANGGNGAFSAAHGKDKTASVITNVANGAVSATSNDAINGSQLYSTNKYIADALGGDAEVNADGTIT
APTYTIANTDYNNVGEALDALDNNALLWDEDAGAYNASHDGNASKITNVAAGDLSTTSTDAVNGSQLNATNILVTQNSQMINQLAGNT
SETYIEENGAGINYVRTNDSGLAFNDASASGIGATAVGYNAVASHASSVAIGQDSISEVDTGIALGSSSVSSRVIVKGTRNTSVSEEG
VVIGYDTTDGELLGALSIGDDGKYRQIINVADGSEAHDAVTVRQLQNAIGAVATTPTKYYHANSTAEDSLAVGEDSLAMGAKTIVNGN
AGIGIGLNTLVLADAINGIAIGSNARANHADSIAMGNGSQTTRGAQTNYTAYNMDAPQNSVGEFSVGSEDGQRQITNVAAGSADTDAV
NVGQLKVTDAQVSQNTQSITNLNTQVTNLDTRVTNIENGIGDIVTTGSTKYFKTNTDGADANAQGKDSVAIGSGSIAAADNSVALGTG
SVADEENTISVGSSTNQRRITNVAAGVNATDAVNVSQLKSSEAGGVRYDTKADGSIDYSNITLGGGNSGTTRISNVSAGVNNNDAVNY
AQLKQSVQETKQYTDQRMVEMDNKLSKTESKLSGGIASAMAMTGLPQAYTPGASMASIGGGTYNGESAVALGVSMVSANGRWVYKLQG
STNSQGEYSAALGAGIQW

SEQ ID NO: 11 (Shigella flexneri)

MTNLGEDALKWDKDNGVFTAAHGTETTSKITNVKDGDLTTGSTDAVNGSQLKTTNDAVATNTTNIATNTTNISNLTETVTNLGEDALK
WDKDNGVFTAAHGNNTASKITNILDGTVTATSSDAINGSQLYDLSSNIATYFGGNASVNTDGVFTGPTYKIGETNYYNVGDALAAINS
SFSTSLGDALLWDATAGKFSAKHGTNGDASVITDVADGEISDSSSDAVNGSQLHGVSSYVVDALGGGAEVNADGTITAPTYTIANADY
DNVGDALNAIDTTPDDALLWDADAGENGAFSAAHGKDKTASVITNVANGAISAASSDAINGSQLYTTNKYIADALGGDAEVNADGTIT
APTYTIANAEYNNVGDALDALDDNALLWDKTANGGAGAYNASHDGKASIITNVANGSISEDSTDAVNGSQLNATNMMIEQNTQIINQL
AGNTDATYIEENGAGINYVRTNDNDLAFNDASASGVGATAVGYNAVASGASSVAIGQNSSSTVDTGIALGSSSVSSRVIAKGSRDTSV
TENGVVIGYDTTDGELLGALSIGDDGKYRQIINVADGSEAHDAVTVRQLQNAIGAVATTPTKYFHANSTAEDSLAVGEDSLAMGAKTV
VNGNAGIGIGLNTLVLADAINGIAIGSNARANHANSIAMGNGSQTTRGAQTGYTAYNMDAPQNSVGEFSVGSEDGQRQITNVAAGSAD
TDAVNVGQLKVTDERVAQNTQSITNLNNQVTNLDTRVTNIENGIGDIVTTGSTKYFKTNTDGVDANAQGKDSVAIGSGSIAAADNSVA
LGTGSVAEEENTISVGSSTNQRRITNVAASVNATDAVNVSQLKSSEAGGVRYDTKADGSIDYSNITLGGGNGSTTRISNVSAGVNNND
AVNYAQLKQSAQETKQYTDQRMVEMDNKLSKTESKLSGGIASAMAMTGLPQAYTPGASMASIGGGTYNGESAVALGVSMVSANGRWVY
KLQGSTNSQGEYSAALGAGIQW

SEQ ID NO: 12 (Brucella melitensis)

MSFFKKNISITAMGGLMLSLAVDAAKAEENVSQVKLPPVFVFELVENQGLANIALIRPRVIAPDNNLRPGGIVSGIAGLLTLGQENRN
LISENRQVINNNTTAIGQNRTSISTNAKGVADNRAAIRQNSAAISALGQRVDGLQGQINSARKEARAGAANAAALSGLRYDNRPGKVS
IATGVGGFKGSTALAAGIGYTSKNENARYNVSVAYNEAGTSWNAGASFTLN

SEQ ID NO: 13 (Brucella suis)

MSFFKKNISITAMGGLMLSLAVDAAKAEENVSQVKLPPVFVFELVENQGLANIALIRPRVIAPDNNLRPGGIVSGIAGLLTLGQENRN
LISENRQVINNNTTAIGQNSDRIDANAKGVADNRAAIGQNSGRIDANAKGVADNKAAIGRNSGRIDANAKGVADNKTAIGRNSGRIDT
NAKGVADNRAAISQNRGRINANAAGVASNRAAIRQNSAAISALGQRVDGLQGQINSARKEARAGAANAAALSGLRYDNRPGKVSIATG
VGGFKGSTALAAGIGYTSKNENARYNVSVAYNEAGTSWNAGASFTLN

SEQ ID NO: 14 (Ralstonia solanacearum)

MVFSAMPQYACAEMLLQNDPGTNCGSVGDAYAWARGDGYSGCKVGYEAAKNLAKGTAFGNSLGQLSPGTNILVYGSTLRAGMNDEVTP
LDSMNIGGHLDVWGASGFHGGVDMNNSAIKNLADGTLSATSTEAVTGRQLNATNTNITNLQNSIKSISSSASLVQQSAAGKDITVAKD
LDGDAVDFSGKKLSDSTTFSRKLTGVAEGTLSATSTDAVSGKQLYTTNQNLSTTNQNLADTNKSLAETNKNVSATTTNITNLQNTIKN
ISGGSAGLVQQSAAGKDITVAKDLDGEAVDFSGKKLSDSTTFSRKLTGVAEGTLSATSTDAVSGKQLYTTNQNLASTNKDLANTNTRL
TTAEGNLSSNTTSITNLQNTIKNISGGSAGLVQQSAAGKDITVAKDLDGDAVDFSGKKLSDSTTFSRKLTGVAEGTLSATSTDAVSGR
QLYTTNQNLSTTNQNLADTNKSLAETNKNVSATTTNITNLQNTVNNISSGSAGLVQQSAAGKDITVAKDLDGDAVDFSGKKLSDSTTF
SRKLTGVAEGTLSATSTDAVSGKQLYTTNQNLSTTNQNLADTNKSLAETNKNVSATTTNITNLQNTVNNISSGSAGLVQQSAAGKDIT
VAKNLDGDAVDFSGKKLSDSTTFSRKLTGVAEGTLSATSTDAVSGKQLYTTNQNLASTNKDLANTNTRLTTAEGNLSSNTTSITNLQN
TIKNISGGSAGLVQQSAAGKDITVAKDLDGDAVDFSGKNLSDSTTFSRKLTGVAEGTLSATSTDAVSGKQLYTTNQNLSTTNQNLADT
NKSLAKTNNNVSATTTNITNLQNTVNNISSGSAGLVQQSAAGKDITVAKDLDGDAVDFSGKKLSDSTTFSRKLTGVAEGTLSATSTDA
VSGKQLYATNQNVSKLSANVTDVSDSVTNIKNTMNTIVNGGGLKYFHANSTLDDAQAMGLESIAFGGAAVAAGMNSMAMGGNARAVAG
NAVALGAGSVADRANTVSVGSAGKERQITNVAAGTADTDAVNVAQLKAAGIINGSGRTNATVTYGTNADGSADYGNVTLGGGNAPAGT
AIHNVAAGTAETDAVNVRQMNAAIASVQKVSNTNDPMFAADGDRAVKRASAKGTHATAMGAAASAGGDQSVATGHNAQSGGDSSVAMG
ANAKATANHAVAVGSGSVANRANTMSVGSAGSERQITNVAAGVQGTDAVNVSQLSQAVYAAVGDLPAGTTARQYTDEQIGMVRQGISQ
VARGAYSGIAAATALTMIPDVDQGKSIAIGIGSATYKGYQAVALGASARISHNLKAKMGVGYSSEGTTVGMGASYQW

SEQ ID NO: 15 (Sinorhizobium meliloti)

MALGRQSVSAGSGSLAFGNGSYANSNGSVAIGQSAYAANVRAIAIGGDDAFAWREAEQTKAGGSQSIAMGVRARTKSLVVDDPDTVAN
EADPGGASDAIAIGTDAQANGDRSLAIGRQNQAGNEQSIGIGAGNTATGKLSIGIGSSNVASGEQSLSLGAGNNALGQGSISIGTETT
AGGLRSIAFGVRASTKEANLDIPDDVAAIDAIAIGTNTKANGDRSVSIGTGSQASSGAVSIGDAAKAVGDKSVSIGTESWADGDESVS
IGLVNNAGFEGNDRIKGGQTSVSLGAFNQSPGIEAIAIGARNEANADRSIAIGSRAKTKAADPAQADGGARDAVAIGTDALANDDRSI
SIGWNSSTSLNDSISIGTRATSGSAGDIMIGTGSGTGSTSGQNNVALGVAASQKVKGSSNIAIGDSAGGSREGDNNVAIGTNAGIQFS
ESEHETAVRADLVVSDAVSIGNEALASADEAIAIGTGAVASGLKSISIGVGNTVSGASSGAIGDPTDITGTGSYSLGNDNTIAADNAG
TFGNDNTLADAADGSRVIGNGNNIDVSDAFVLGNGADVTEVGGVALGSGSVSDTGADVAGYVPGGASTADQNAIEATQSTRGAVAVGN
PDAETGVYRQITGVAAGTADSDAANVAQLKSVETIAKTGWKLTTDSGSIDGIGPGDELVLKGGDGNIVISNQILSNDVSIDLADEIEV
NRVTARDPDTGASTVLDENGLSFTTQDANGEDTALGPRVTAAGIQAAGKITNVAAGEADTDAVNFSQLRQVETASGNTDQRAVKYDWT
DANTNGVIDEGELNLDSVTLAGGMGGTRISNLAPGALSAASTDAVNGSQLFGLRSRVSNVAVALGGGAAYDPVKDEWIAPKYTIGGTD
YSNVGDALAAVGGTAGAGWSLSAQGANASNVAPGETVDLRSGDGNIVVSKAETGDTVSFDLADDLDVSESITVGADPADPNAPTTVIT
GGSIVIGSTMLGSNGLVITGGPSVTTDGIDAGGMKVTNVANGTVAKDSKDAVNGGQLFDVVANATANGVGYDDKSKGTLTLEGANGTK
ITNVAAGDLNANSTDAVNGSQLYATNVKVDRLDTEVKEIDSRVTYIESFQGDLENAAVYDTDAAGKRLNTLTLEGGDPDKPVLIANVA
KGVKATDAVNVGQLDESVAESKSYTDEKTEWAIDQAAIYTDQVIETKVSAVNNYAQQRFAQLSGEIGQVRSEARQAAAIGLAAASLRF
DNEPGKLSVALGGGFWRSEGALAFGAGYTSEDGRVRANLTGAAAGGNVGVGAGLSITLN

SEQ ID NO: 16 (Bradorhizobium japonicum)

MRAFGSGNAINGTNYAAVGSNNVVAGNNGAVVGSGNGVTGDNTAAFGSSIGIAGGNNAAVGSFSTVTGSNSAAVGSFNNVSGNNSGAF
GTGQNIRGNGTFAIGDPNIVNGNNSLVFGDNNTVNGSNVAGRGDNIQLVGSNNTIAATSSAAGSSVFGSGNTVNATNAVVMGNNSTVS
GASSVAIGNGTAVTGINAIAMGTGAGANFDNSVAIGSGATTTRANQVAVGTASSTYTMSGITSAASKAAQSGPTQLVTSDAAGNLATT
SLAGLGLASAGDINGINSQLAALNGRVDNLTRESRGGVALALAASSLQFDPRPGKISVSGGFGNFQGQSGLAVGLGYSYSDAMRFNAA
FTAAQQGAIGVRAGASWTLN

SEQ ID NO: 17 (Burkholderia fungorum)

MNKTYRSVWNESTGTWVAASEHASARGKKSSAKTSSTKAVVGALGLAAGLYGADAFALGGGLTLCPTTEGSAGYTAGSASSANGAYCG
SDYQWGLFSNTNADGSKSGQPIGAAIEGMNDGSLLLYGPNNIVMKNLVSMSSNKIINLAPGTVSSTSADAVNGSQLYATNQNVSNIGN
TVNNITTGAGIMYFHVNSTLADSTANGVNSIAIGGATRTDANNSISIGTGLTQASSNTGAIAIGQNASINVYGANSIAIGTNSATGGI
GGAIALGENAFATGGKMLALGSGASATTANSVALGSGSTTTANLTAAGYNPGSGTLAGTSQATNGEVSVGNAGAERRITNVAAGSAAT
DAVNVSQLQSEDAKVNTINNNVNNLSGSVTNISSTVNNITNGGGIKYFHANSTQADSSATGTDAVAIGGNAQATAANSVALGLNSTSK
GTNAIALGGAVAGGSYAFAAGSLALAATTGDIALGSSATASSANSNAYATALGTNALANATDATAIGEGASATAASSVALGARSKTTA
NLSTAGYNPGTGTLSGTTPTGEVSVGSAGKERRVTNVAAGSAATDAVNVSQLMSEDAKVNTINNNVNNLSNNVTNIAGNVTNISNTVN
NITNGGGIKYFHVNSTLADSSAGGTNSIAIGGGATTGNVTAGTSDNISIGTNATTNYGKNIAIGGNAQALGGAYDGGYNTAIGENAIA
KGDGAGGFGGGGWGQTTAIGGGSQALHDNTTAVGSGAIANVANATALGMSASATAGSAIALGQGAVASAANSVALGSGSTTTXNLSAA
GYNPGTGTLSGIASVANGEVSVGAAGKERRITNVAAGSAATDAVNVSQLQSEDAKVNTINNNVNNLSGSVTNISNTVNNITNGGGIKY
FHTKSTLADSSATGTDAVAIGGNAQATAANSVALGSNSTTTANLSAAGYNPGTGALSGIASAANGEVSVGAAGKERRITNVAAGSAAT
DAVNVSQLQSEDAKVNTISNNVNNLSGSVTNISSTVNNITNGGGIKYFHTNSTLADSTANGVNSIAIGGATRTDANNSISIGTGLTQA
SSNTGAIAIGQNASINVYGANSIAIGTNSATGGIGGAIALGENAFATGGKMLALGSGASATTANSVALGSGSTTTANLTAAGYNPGSG
TLAGTSQATNGEVSVGNAGAERRITNVAAGSAATDAVNVSQLQSEDAKVNTINNNVNNLSNNVTNIAGNVTNISNTVNNITNGGGIKY
FHTKSTLADSSATGTDAVAIGGNAQATAANSVALGSNSTTTANLSAAGYNPGTGTLSGTTPTGEVSVGSAGKERRVTNVAAGSAATDA
VNVSQLQSAIIGSTANAVAYDDGTKATVTLKGASGTKITNLTAGNLSATSTDAVNGSQLYATNQNVSNIGNTVNNITNGGGIKYFHAN
STQADSSATGSNSVAVGDRASSLGGSSVAMGDGATAVGAASIAIGNNAQNVTGSNNSVAIGGDSKAGDRSVSLGNGADTSLSSWGVAV
GTNANVSAALGTAIGAGANVSGANSTAIGANAVASATNSVALGSNSTTTANLSAAGYNPGTGTLSGIASAANGEVSVGAAGKERRVTN
VAAGSAATDAVNVSQLQSEDAKVNTINNNVNNLSGSVTNISSTVNNITNGSGIKYFHTNSTLADSSAGGANSIAIGGGAATSSSAGLS
DNMAIGTNATASYGKNIAIGGGAQATGGTYDGGYNVALGENANATAGTNAWGHNTAIGANTVINGVNSVALGISATTSGSGSMAFGSA
AQASADYAIASGAGANASAVNSVALGSNSTTTANLSAAGYNPGTGTLSGIASVANGEVSVGSAGKERRVTNVAAGSAATDAVNVSQLQ
SEDAKVNTINNNVNNLSNNVSNIAGNVTNISNTVNNITNGGGGIKYFHANSTLADSSATGTDAVAIGGNAQATAANSVALGSNSTTTA
NLSAAGYNPGTGTLSGTTPVGEVSVGSAGKERRVTNVAAGSAATDAVNVSQLQSAIIGSTANAVAYDDGTKATVTLKGASGTKITNLT
AGNLSATSTDAVNGSQLYATNQNVSNVGNTVSNLSNNVTNIAGNVTNISNTVNNITNGGGIKYFHANSTLADSSATGTDAVAIGGNAQ
ATAANSVALGSNSTTTANLSAAGYNPGTGALSATTPVGEVSVGSAGKERRVTNVAAGSAATDAVNVSQLMSEDAKVNTINNNVNNLSN
NVSNIAGNVTNISNTVNNITNGGSGIKYFHANSTLADSSATGVDAVAIGGNAQATAANSVALGSNSTTTANLSAAGYNPGTGALSGIA
SAANGEVSVGAAGKERRITNVAAGSAATDAVNVSQLQSEDAKVNTINNNVNNLSNNVSNIAGNVTNISNTVNNITNGGSGIKYFHANS
TLADSSATGTDAVAIGGNASASAANSVALGSNSTTTANLSAAGYNPGSAALSGTASAANGEVSVGAAGKERRITNVAAGSAATDAVNV
SQLQSEDAKVNAEGAATAAALGGGSTYNTTTGAITSPTYIAGGKTFNNVGDVVTNIDGRVTQNSTDITNLTTTIDNGTIGLVQQATPT
STITVAKDTGGATVDFRGTGNATRTLTGITAGELSATSTDAVNGSQLYATNQNVSNIDNTVSNLSNNVTNIAGNVTNISNTVNNITNG
GGGIKYFHANSTLADSSATGVDAVAIGGNAQATAANSVALGSNSTTTANLSAAGYNPGTGTLSGIASAANGEVSVGAAGKERRVTNVA
AGSAATDAVNVSQLQSEDAKVNTINNNVNNLSNNVSNIAGNVTNISNTVNNITNGGGGIKYFHANSTLADSSATGTNSLAAGPAAVAS
ATDAVALGNGAKATNAGAVALGAGSTTTTAVATSGTTIGGITYTFAGVAPSSTVSVGAAGSERTITNVAAGRLSATSTDAVNGSELFA
TNQQVTRNTADITNLTNNMNIGSVGLVQQDATTRTITVAKATDGTRVDFTGTGGARQLTGVAAGAVNATSVDAVNGSQLYGVSQSVAD
AIGGGSTVNTDGSISAPTYVVDGTTVHNAGDAISNLDNRVTQNTTDISTINNTLNSITTGAGVKYVHVNSTLADSLAKGAESVAIGGN
AQSQAANSVALGSNSVADRANTVSVGAAGAERQITNVAAGTADTDAVNVAQLKASGVINTDGTTNAAVTYDHNADGSANYNSVTMGNG
VAGGTTIHNVAAGSAADDAVNVSQMNAAISSVSNIIGSAGNPLFTADGNRDTEAAVASGTHATAMGANAKASAANSVALGANSVADRE
NTVSVGSAGNERQVTNVAAGTATTDAVNVGQLNQAIGASIGNLPAGMSAKDYTDQQINAVQNGVNQVAKNAYAGIAAATALTMIPDVD
QGKTIAVGVGGGSYKGSQAVALGISARITQNLKMKAGAGTSSQGTTVGLGASYQW

SEQ ID NO: 18 (EPEC)

MLIQQNSEVINQLAGNTSETYIEENGASINYVRTNDTGLTFTDASAAGIGSTAVGYNTVAKGDNSVAMGYNSFAEGHSSVAIGQGSYS
GVETSIALGSESVSSRVIVKGSRNTSVSEEGVVIGYDTTDGELLGALSIGDDGKYRQIINVADGSEAHDAVTVRQLQNAIGAVATTPT
KYYHANSTAEDSLAVGEDSLAMGAKTIVNGNAGIGIGLNTLVLADAINGIAIGSNARANHADSIAMGNGSQTTRGAQTNYTAYNMDAP
QNSVGEFSVGSEDGQRQITNVAAGSADTDAVNVGQLKVTDAQVSQNTQSITNLNTQVTNLDTRVTNIENGIGDIVTTGSTKYFKTNTD
GVDANAQGKDSVAIGSGSIAAADNSVALGTGSVANEENTISVGSSTNQRRITNVAAGVNATDAVNVSQLKSSEAGGVRYDTKADGSID
YSNITLGGGNGGTTRISNVSAGVNNNDAVNYAQLKQSVQETKQYTDQRMVEMDNKLSKTESKLSGGIASAMAMTGLPQAYTPGASMAS
IGGGTYNGESAVALGVSMVSANGRWVYKLQGSTNSQGEYSAALGAGIQW

SEQ ID NO: 19

GSGGGG

SEQ ID NO: 20 (Haemophilus aegyptius)

GTACCGCACGAGCTGGCAAAAAAGGCACGGCAGTCTCTTTTGTCGAAGCCCATGATTACAAGTTGCTAGGTAAAATCAAACGTTATAC
TGAGGAAATTTTAAAGGCACGCATTTTAGCAGGTTTAGAACCTCGCACTAAGCCACCAAAAGATGGCGAAGTGAAATCTGTCAGCAAA
AAACAAAAGGCGCGCATTAAAGAAAAACGTGAAGATAAGAAAAAAACAGAGGCAAAGAAAAAAGTAAAATTGCGTCATAAGGATACAA
AAAATATCGGCAAACGACGCAAGCCAAGTAATAGTAATATT**TAATTAGGTATGATGTAAATTCTGCTT**GAGGCAAATTTTACATAGGA
AATTTTTCTATATTGCTTTAACGTTTTTTTATAGTAGAAGTATA**TACTCA**GTTATGGTTATGGTTACATAG**TATAGT**TTTACTTTGTT
CTAGTTCACTTTAATAACCTTAAATAATTGAGGATTTCTT**ATG**AAAAGAAATTTATTAAAACAATCTGTAATCGCTGTGTTGATAGGT
GGCACTACTGTTTCTAATTATGCTTTAGCACAAGCACAAGCACAAGCACAAGTCAAAAAAGATGAACTTAGTGAGTTAAAGAAACAAG
TAAAGGAAATGGATGCTGCTATCGATGGTATTCTTGATGATAATATTGCTTATGAAGCTGAAGTTGATGCAAAACTTGATCAGCATTC
TGCTGCTCTTGGTAGACATACAAATAGACTCAATAATCTTAAAACGATTGCAGAGAAAGCAAAAGGTGATTCAAGTGAAGCACTTGAT
AAAATTGAAGCTCTTGAAGAACAAAATGATGAGTTTTTAGCGGATATTACAGCTTTAGAAGAGGGAGTTGATGGTTTAGATGATGATA
TCGCAGGTATTCAAGATAATATTTCTGATATAGAAGATGATATTAATCAAAATTCTGCAGACATCGCAACTAACACAGCGGCAATCGC
AACTCACACTCAACGTCTTGATAATTTAGATAACAGAGTAAATAACCTTAATAAAGATCTTAAACGTGGTCTTGCTGCTCAAGCTGCA
TTAAATGGTTTATTCCAACCGTATAACGTAGGTAAATTAAATCTTACTGCTGCTGTAGGTGGTTATAAATCTCAAACTGCAGTTGCTG
TAGGTAC

SEQ ID NO: 21 (Haemophilus somnus)

ATGAAAAAAGTACAATTTTTTAAATATTCATCATTGGCATTAGCATTGGGTTTAGGGGTAAGTGCTTCTGCTTTGGCAGCCCCAACAA
GTACAAGTACGACTACTGGACCAGAGGCGCCTCCTACAGGCCCTGCTCCTACGGCGAAAGACCCTCTAGCAGAAACAGCGTTAGCCTA
TGATTTGGAGAACGAAGTTGCGTATCTTCGTATGAAGGCGGGTGAGTGGATGCAATTGGGGCTTGATCCTGAAAAAGAAGTCATCAAA
GGCTGGAATGAGGTAAAATCTCTCCCTCGTATCGATGGAAATGGAAAGGATAAACAGACAAAAGATCAAATAGCAATGTTGATAAGAA
CGGTTGATAATACAAAAGAGCTTGGTCGGATCGTTAGTACAAACATTGAAGATATTAAGAACCTTAAAAAAGAGCTTTACGGTTTTGT
AGAAGATGTGAACGAGAGTGAAGCACGCAATATCTCAAGAATAGATGAGAATGAGAAAGATATTAAGAACCTTAAAAAAGAGCTTTAC
GATTTTGTAGAAGATGTGAACGAGAGTGAAGCACGCAATATCTCAAGAATAGATGAAAATGAGAAGGACATTAATACTCTTAAAGAGC
TAATGGATGAGGATTTAAATTCAGTCTTAACCCAAATTGAAGATGTAAAACTCACATTTCAAGATGTCAATGATAACGTTAATTTGGC
ATTTGAAGAGATTAATGGAAATGCCCAAAAGTTTGACACTGCTATTGAAGGACTTACTTCAGGTTTGAGCGATTTACAAGCTAAAGTC
GATGCAAATAAACAAGAAACTGAAGACGATATTGCGGACAATGCCAAGGCTATTCATAGCAACACAAAAGGTATTGCTAAAAATACCA
AGGATATTCGTGACTTGGACACCAAAACCAAGCAAATGTTGGAAAATGACAAAAACTTGATGACCGGTTTAGAATCTTTAGCAACAGA
AACAAGCAAAGGCTTTGAAAGATTTGATGTCAAAACACAACAATTAGATCAAGCCGTCGCAAATGTCGTCGGTCGAGTAGACATAACT
GAGCAAGCTATTCGCCAAAACACTGCAGGCTTAGTCAATGTGAATAAACGTGTCGATACACTCGACAAAAACACCAAAGCCGGTATCG
CTTCTGCAGTCGCTTTAGGTATGTTGCCACAATCCACTGCTCCGGGTAAATCATTAGTGAGCTTAGGTGTCGGTCATCACCGTGGGCA
AAGTGCTACTGCTATTGGAGTATCTTCTATGAGCAGTAACGGTAAATGGGTTGTTAAAGGCGGTATGAGCTATGATACACAGCGTCAT
GCTACTTTCGGCGGTTCTGTCGGTTTTTTCTTTAACTAA

SEQ ID NO: 22 (Escherichia coli)

ATGAAAACTGTAAACGTAGCTTTACTGGCACTCATAATTTCAGCAACATCCAGCCCTGTTGTTTTAGCTGGTGATACCATTGAAGCGG
CGGCAACAGAGCTTTCAGCCATTAACTCTGGCATGTCGCAATCGGAGATTGAGCAGAAGATTACCCGCTTTTTAGAACGCACAGACAA
CAGCCCCGCTGCGTATACCTATTTGACTGAACATCACTACATCCCTTCTGAAACACCTGATACCACTCAGACTCCCACTGTCCAGACA
GATCCTGACGCAGGACAAAAAACCGTTGCCGCTACAGGTGATGTACAGACAACTGCCCGTTATCAGAGCATGATCAACGCCCGACAGT
CTGCGGTAACTGACGCCCAGCAAACGCAAATTACAGAGCAACAGGCGCAGATCGTAGCCACACAAAAAACGCTCGCCGCGACTGGAGA
TACGCAAAATACCGCGCATTATCAGGAAATGATTAATGCCAGACTGGCGGCTCAAAATGAGGCTAATCAGCGCACCGCCACTGAACAA
GGGCAGAAAATGAATGCGCTGACAACCGATGTGGCAGTACAACAGCAAAATGAAAGGACTCAATACGATAAACAAATGCAAAGTCTGG
CGCAGGAGTCTGCCCAGGCACATGAACAAATTGACAGCCTGTCACAAGACGTAACCCAAACGCACCAACAGTTAACCAACACCCAAAA
ACGGGTTGCAGATAACAGCCAGCAAATTAACACGCTCAATAACCATTTCAGTTCGCTAAAAAACGAAGTTGATGACAATCGTAAAGAA
GCCAATGCGGGAACTGCATCTGCCATCGCTATCGCCTCACAACCACAGGTTAAAACCGGTGACGTGATGATGGTGTCAGCGGGAGCGG
GAACCTTCAACGGTGAATCTGCGGTGTCTGTCGGAACATCATTTAATGCCGGAACGCATACGGTACTTAAAGCCGGTATTTCTGCGGA
TACACAATCTGATTTCGGCGCAGGTGTCGGCGTGGGATATTCGTTCTAA

SEQ ID NO: 23 (Escherichia coli)

ATCGCCAAACAGCGTCGGCGTCTGGGCGCAGTAAGAGACTTGCTGACGGTAGATTTCTGGCTTTAGTGTGCTGACATCCTCACCTTCA
AACAGTAACGTTCCGCTGGTTGGGCTGATCAATGAAGCAACTATTTTTAGCAGCGTACTTTTGCCACAACCAGAAGGACCGGTAATTA
ACTTAAATTCGCCAGCACGCAGCGAAAAATTGATGTTATTAAGAATCTTCGCATCACCCGCCAGATATCCTACGTTTTGTAGCTGAAG
CAAAGGACTATTTTCCTGCATCGCTGTTCCCTTTTTCTGATTTTTACTAAAAACAGTTTATCCTTCGCAGGAATAAGGGGGAACTCTC
TTTCAGTAATCAGGTATAATTTGTTTAATCAAGCAGCAATTTTGCTGATTATGGACGGTACAACAGGAGGTTTTTCCGATGCTTATCT
TTATCCCGATTCTCATTTTTGTCGCGCTGGTCATTGTCGGCGCGGGCGTCAAAATCGTGCCGCAGGGCTATCAATGGACGGTAGAACG

TTTTGGTCGCTATACCAAAACGTTACAGCCGGGGCTCAGTCTGGTGGTGCCGTTTATGGATCGCATTGGTCGCAAGATCAATATGATG
GAGCAAGTGCTCGATATCCCTTCCCAGGAAGTTATCTCGAAAGATAACGCCAACGTTACCATCGACGCAGTCTGTTTTATTCAGGTGA
TTGACGCGCCACGCGCGGCTTATGAAGTCAGCAATCTGGAGCTGGCGATCATCAACCTGACCATGACTAACATCCGTACCGTGTTGGG
TTCAATGGAACTTGACGAAATGCTCTCTCAGCGCGACAGCATCAACTCACGCCTGCTGCGTATTGTCGATGAGGCCACCAACCCGTGG
GGGATTAAAGTCACCCGTATTGAAATTCGCGACGTGCGCCCACCGGCAGAGCTTATCTCTTCAATGAACGCGCAGATGAAAGCGGAAC
GTACCAAACGCGCTTACATTCTTGAAGCGGAAGGGATCCGTCAGGCGGAAATCCTCAAAGCCGAAGGTGAAAAACAGTCGCAAATCCT
GAAAGCGGAAGGCGAACGTCAGTCGGCGTTTTTACAGGCTGAAGCGCGTGAACGTTCCGCTGAAGCAGAAGCCCGCGCCACCAAAATG
GTGTCTGAAGCCATCGCCTCCGGTGATATTCAGGCGGTGAACTACTTCGTAGCGCAGAAATACACCGAAGCGTTACAGCAGATCGGTT
CCTCCAGTAACAGCAAAGTAGTGATGATGCCATTAGAGGCCAGCAGCCTGATGGGGTCGATTGCCGGGATTGCCGAGCTGGTGAAAGA
CAGCGCCAACAAGCGGACTCAGCCATGATGGAGTTAATAGTCGTTCATCCACATATTTTCTGGCTCAGTCTCGGCGGTTTGCTGCTGG
CAGCCGAGATGCTGGGCGGAAATGGTTATTTGTTGTGGAGTGGCGTGGCAGCAGTGATTACTGGCCTGGTGGTCTGGCTGGTGCCGCT
GGGTTGGGAGTGGCAAGGGGTGATGTTTGCCGTCCTGACGCTGCTCGCCGCCTGGCTGTGGTGGAAATGGTTGTCGCGGCGGGTGCGC
GAACAAAAGCACAGCGACAGTCATTTAAACCAGCGCGGGCAGCAGCTGATTGGCCGACGTTTTGTGCTGGAATCTCCGCTGGTCAACG
GGCGCGGTCATATGCGCGTCGGTGACAGTTCATGGCCTGTCAGCGCCAGCGAGGATCTCGGCGCAGGTACGCATGTTGAAGTCATTGC
GATAGAAGGGATAACGCTGATCATCCGTGCGGTCATCGCCTGATGCGACG**CTGACGC**GTCTTATCATGCCCGGAAGTCTGCGCCCGAA
TCGTAGGCCGGATAAGGCGTTTACGCCGCATCCGGCAGTCGTGCACCGACGCCTGATGCGACGCGGGCGCGTCATATCACGCCAAAAC
CGTAGGCCGCCTCCGCCATGTTAAATGTTAACTGGCATTGGCAATTTACTCTTCCCGGCCTTTACTCATACTTTTTTGGTCTTCATCC
GGATAGTGTTTTTTTAGATATTCCAGGACGTTTTTATTGACCTTGTGTTGCGTATACACCCACCCTTTCCAGTAATCAGGCTGGTCCA
GGTAAACTTCTGGCGGAATGGTGAAATCAGAAAGCGTTAACCATTCGGCTAACAGATCGGGGTTTCGTTTCTGTATCAACTGCAACAG
CATAATCAGCGACATGGCAGAGGCAGGAGCCGTACTATCGCCGCTTAAATACTTCCACACTGTCGACCGGTTCGAACGAAAAAGGATC
GGTAGCAATGCCCGGTCCAGATTCATTTCATTAAAAATCTTCTCAAATTCATTCATTTAAATTTTCCTGCCTGGCGTAAACCTCTTAA
AAATTGAGATTTATCAAAGAAACGCATTTTAGCACACATCAGGAACCGCTTCACGTTTAGTCCAGAAACAGAATTTATTTCGCTTATC
AAAACAAGTCTTTACTCTTTTTTACATTGAAAGAGCACGAAATGATTTCCTTTTTTATTTATATAAGAAACCATTTTTGTTTCTTATT
GATGGTGTTTACGCTTACAACAGACAAAAATGCGCTTTACATCACACAAATGGCGGCGTAGATTTCGATTAAATTGCAACGCAGTTTA
TTTCTTAAAACAATATTATTTGTTTCTTATAGAAACATTAATACGACTTATTTTGAACAAGAGAAAATGAATGAAAACTGTAAACGTA
GCTTTACTGGCACTCATAATTTCAGCAACATCCAGCCCTGTTGTTTTAGCTGGTGATACCATTGAAGCGGCGGCAACAGAGCTTTCAG
CCATTAACTCTGGCATGTCGCAATCGGAGATTGAGCAGAAGATTACCCGCTTTTTAGAACGCACAGACAACAGCCCCGCTGCGTATAC
CTATTTGACTGAACATCACTACATCCCTTCTGAAACACCTGATACCACTCAGACTCCCACTGTCCAGACAGATCCTGACGCAGGACAA
AAAACCGTTGCCGCTACAGGTGATGTACAGACAACTGCCCGTTATCAGAGCATGATCAACGCCCGACAGTCTGCGGTAACTGACGCCC
AGCAAACGCAAATTACAGAGCAACAGGCGCAGATCGTAGCCACACAAAAAACGCTCGCCGCGACTGGAGATACGCAAAATACCGCGCA
TTATCAGGAAATGATTAATGCCAGACTGGCGGCTCAAAATGAGGCTAATCAGCGCACCGCCACTGAACAAGGGCAGAAAATGAATGCG
CTGACAACCGATGTGGCAGTACAACAGCAAAATGAAAGGACTCAATACGATAAACAAATGCAAAGTCTGGCGCAGGAGTCTGCCCAGG
CACATGAACAAATTGACAGCCTGTCACAAGACGTAACCCAAACGCACCAACAGTTAACCAACACCCAAAAACGGGTTGCAGATAACAG
CCAGCAAATTAACACGCTCAATAACCATTTCAGTTCGCTAAAAAACGAAGTTGATGACAATCGTAAAGAAGCCAATGCGGGAACTGCA
TCTGCCATCGCTATCGCCTCACAACCACAGGTTAAAACCGGTGACGTGATGATGGTGTCAGCGGGAGCGGGAACCTTCAACGGTGAAT
CTGCGGTGTCTGTCGGAACATCATTTAATGCCGGAACGCATACGGTACTTAAAGCCGGTATTTCTGCGGATACACAATCTGATTTCGG
CGCAGGTGTCGGCGTGGGATATTCGTTCTAATATTTCAATCCTCAATATAAATAAGAGCAAGGAAGCTTGCCGGGTTCACCTCTTCAT
TAATTTGTACATTATTTAAGGTTAACAATGATGAATAGCTCCATTAAATCGTTTTC**CCTGCTGGCGGTTATATTACTGGCTGGCTGTA**
GTTCACCCACTTCCCGCATCGCAGATTGCCAGGCGCAGGGCGTCAGTCATGACACCTGTTACCTCGCAGAACAGCAGCGTCAGGCGGC
TATTTTAAGTGCATCCGAGGCACAGGCATTTAAAAATGCAGAAGCCGCACAACACGCCCAGGCGGCAAAGAAAGCCATTTATAAAGGA
TTTGGCATGACCTTTAGAATGAGCAGTAAAAACTTTGCTTATCTCAATGATTCATTATGTGCAATTGATGAAGACAATAAAGATGCCA
CTGTTTATCAGTCAGGTCTATATAACGTCATTGTTTATCATCACACAGGAAAAGTCGCCTTAATGAAAGAAGGCCAGTTTGTGGGTTA
TTTAAAATGAAGGAGCAAAGGAAAATACCCCTGACGCATATTATGATTATCGGTGCGTTTATTTTTGCCTTCTTGCAAGTAGTATTAT
TAGCCTCCCTGGTTCACGCTGTGAATGTTAACAACGAAATCCAGGAAGGCTTATTTCAGTCGGGGCGCATTATGGTAGAAAGTTTGCA
GCATATTCTTTCGGTGCAAACGGGGATTCACTGATTTTCACCCCGCCCGATGATGACAGCAGCCGGAGAGATTTTCGATAATCGGGCA
GTCGGCGCTGTCATCACCGGGGCAGGCATTCGCCAGCGCCAGTAGCTGGTTGCGCATAGATTGCAGTTCTTCGATATGCCGTTCAATC
TCCGCCACCTTCTCCAGCGTGCGACGTTTGACGTCGGCACTGTGACGCTGCGGGTCGTTAAACAGATTCACCAGCTCGCCGCTCTCTT
CCAGGTTAAAGCCCACCTGGCGCGCCTGGCGCAGTAAGGTCAATTCGTTGAGATGCTGCTGCGTGTAGGTTCGATAACCATTTTCGCT
GCGCATCGGCGGCGTCACCAGCCCCTTCTCTTCATAGAAGCGAATGGCTTTGCTGGTCAGGCCGGTAATTTTTGCTACATCGCTAATG
TTCATCGTTCGCGCAACGCC

SEQ ID NO: 24 (EPEC)

ATGAAAACTGTAAACGTAGCTTTACTGGCACTCATAATTTCAGCAACATCCAGCCCTTTTGTTTTAGCTGGTGATACCATTGAAGCGG
CGGCAACAGAGCTTTCAGCCATTAACTCGGGCATGTCGCAATCGGAGATTGAGCAGAAGATTACCCGCTTTTTAGAACGCACCGACAA
CAGCCCCGCTGCATATACCTATTTGACTGAACATCACTACATCCCTTCTGAAACACCTGATACCACTCAGACTCCCCCTGTCCAGACA
GATCCTGACGCAGGACAAAAAACCGTTGCCGCTACAGGTGATGTACAGACAACCGCCCGTTATCAGAGCATGATCAACGCCCGACAGT
CTACGGTAACTGATGCCCAGCAAACGCAAATTACAGAGCAACAGGCGCAGATCGTAGCCACACAAAAAACGCTCGCCGCGACTGGAGA

TACGCAAAATACCGCGCATTATCAGGAGATGATTAATGCCAGGCTGGCGGCTCAAAATGAGGCTAATCAGCGCACTACCACGGAACAA
GGGCAGAAAATGAATGCACTGACAACCGATGTGGCAGCACAACAGCAAAAAGAAAGGGCTCAATACGATAAACAAATGCAAAGTCTGG
CGCAGAAGTCTGTCCAGGCACATGAGCAAATTGAAAGTCTGAGACAAGATTCCGCACAAACGCAGCAACAGTTAACCAACACCCAAAA
ACGGGTTGCAGATAACAGCCAGCAAATTAACACGCTCAATAACCATTTCAGTTCGCTAAAAAACGAAGTTGAGGACAATCGTAAAGAA
GCCAATGCGGGAACTGCATCTGCCATCGCTATCGCCTCACAACCACAGGTGAAAACCGGTGACTTGATGATGGTCTCAGCGGGAGCGG
GAACCTTTAACGGTGAATCTGCGGTGTCTGTCGGAACATCTTTTAATGCCGGAACGCATACGGTACTTAAAGCAGGTATTTCTGCGGA
TACACAATCTGATTTCGGTGCGGGTGTCGGCGTGGGATATTCGTTCTAA

SEQ ID NO: 25 (EAEC)

ATGAAAACTGTAAAGCTGTCTTTACTGGCTGTCGTTGTTGCTACCGCGGTAAGTCCATCTGCGTTTGCGGGTGATACTGTTGAGGCGG
CAACGACAGAATTAACGGTAATCCAGCCAGGAATGTCGCAATCGGAAATTGATCAGAAAATTGGTCGATTTTTAGAAAGGACAGGGAA
TAGTGTAGCCGCACAAAATTATCTGATTGCGCATGATTACCAGACAACGACGCCTCAGGAAAATACAGCTGCTTCTCCCGTACAGCCC
ACCAATACGCTGAACCCGATAACCAATCAAGCGCAGACCGACCGCGACAACGGGCAGGATACCGCCATTCAGGACGCGCAGCACGCCG
CCAACTGGGCTTCACTGAAAGCTGATGACGCGCAGCACGCCATCACGGTGGCGCAGACGGATATTGATGCCAATACAGCCGCCATCAC
CGATACCCGTAATGATGTCTCCGCAGTGCAGTCAGACGTCACCAACATAAAAGGCGATGTCGCACATGCCCAGTCAACGGCTGACCAT
GCCAACGCTAACGCCAACACCGCTCTGATTAACGGCGTCAAACTTTCCGGTGCTGTGACAGAAAACAAAAACAACATCGAACAGAACC
GCAGCGATATTGCTGACCAGCAGAAACTGTTGGCATCAAACGAGCAAAAACAGATCGTCCGCGACAACGGGCAGGATACCGCCATTCA
GGACGCACAACATGCCGCCAACTGGGCTTCACTGAAAGCTGATGACGCGCAACACGCCATCACGGTGGCGCAGACGGATATTGATGCC
AATAAAGCCGCCATCACCGACATCCGTAATGATGTCTCCGCAGTGCAGTCAGACGTCACCAACATAAAAGGCGATGTCGCACATGCCC
AGTCAACGGCTGACCATGCCAACGCTAACGCCAACACCGCTCTGATGAACGGCGTCAAACTCTCCTCTGCTGTGACAGAAAACAAAAA
TAATATCGAACAGAACCGCAGCGATATTGCTGACCAGCAGAAACTGTTGGCATCAAACGAGCAAAAACAGATCGTCCGCGACAACGGG
CAGGATACCGCCATTCAGGACGCACAACATGCCGCCAACTGGGCTTCAATGAAAGCTGATGACGCGCAGCACGCCATCACGGTGGCGC
AGACGGATATTGATGCCAATAAAGCCGCCATCGCCGACACCCGTAATGATGTCTCCGCAGTGCAGTCAGACGTCACCAACATAAAAGG
CGATGTCGCACATGCCCAGTCAACGGCTGACCATGCCAACGCTAACGCCAACACCGCTCTGATTAACGGCGTCAAACTTTCCGGTGCT
GTGACAGAAAACAAAAATAATATCGAACAGAACCGCAGCGATATTGCTGACCAACAGCAACAACTCGACGAAACCCGGAAAATCGTTG
CCGCCACCGGGGATGTGCAGACTGCCGCCCGATATCAGAGCATGATTGACGCCAGACAGACAGCCGCTGCCAATGCGCAACAGGCACA
AGCTGACACCCAGCAGCAACAAATGGACGATCAGCAGAAACAAATCGACGCGACGCAAAAAACGGTTTCCGCACTTGGCGATGCCCAG
ACCAACGCACATTATCAAGAGATGGTTAACGCCGGACTGAGAGCACAAAATGATGCGAATGCGCGTACTGCAGCAGAACAAAAACAAA
AAATAGATACTCTGGCGACTAACCAGGCAACGCAACAGCATATCAATAGTGTGCAGTACGGGGAACAAATTCAGCGTCTGGCGCAAGA
CTCAACACAAACGCATGAACAAATTGACAGCCTGACACAAGACGTAACCCAAACGCATCAGCAGTTAAGCAACACGCAAAAACGAGTA
GCGGATAATAGCCAGCAGATTACTACGCTCAATAACCATTTCAGTTCGCTGAAAAACGAAGTTGAGGACAACCGTAAAGAAGCCAATG
CGGGAACTGCATCAGCCATCGCTATCGCCTCACAACCACAGGTGAAAGCCGGTGACTTTATGATGATGTCAGCGGGAGCGGGAACCTT
CAACGGTGAATCTGCGGTGTCTGTCGGAACATCTTTTAATGCCGGAACGCATACCGTGATTAAAGCCGGTGTCTCTGCGGATACGCAA
TCTGATTTCGGCGCGGGTGTCGGCGTGGGATATTCTTTCTAA

SEQ ID NO: 26 (UPEC)

ATGAACAAAATATTTAAAGTTATCTGGAATCCGGCAACAGGCAGTTACACCGTTGCCAGCGAAACGGCGAAGAGCCGTGGTAAAAAAA
GCGGGCGCAGTAAGCTGTTAATTTCTGCACTGGTTGCGGGTGGGTTGTTGTCGTCGTTTGGGGCAAGTGCAGATAATTACACTGGGCA
GCCAACTGATTATGGCGATGGCTCAGCAGGTGACGGCTGGGTTGCTATCGGTAAAGGGGCAAAAGCAAATACCTTTATGAACACTAGT
GGCGCGAGTACAGCTTTAGGATATGACGCGATAGCCGAAGGTGAGTACAGTTCTGCCATCGGGTCAAAAACCCTTGCAACTGGTGGAG
CATCCATGGCGTTCGGGGTTAGTGCAAAAGCAATGGGTGACAGAAGTGTCGCGCTAGGTGCATCGTCAGTAGCAAATGGCGATCGTTC
GATGGCTTTTGGTCGTTACGCAAAGACGAATGGTTTTACATCTCTTGCTATTGGGGACTCCTCCCTTGCCGATGGTGAAAAAACTATT
GCGTTAGGAAATACGGCTAAAGCTTACGAAATTATGAGCATCGCCCTCGGTGATAATGCCAATGCGTCAAAAGAGTATGCAATGGCGC
TGGGAGCAAGTAGCAAAGCTGGCGGTGCTGATAGCCTCGCATTCGGCAGAAAATCTACAGCTAATAGCACTGGCTCACTGGCAATAGG
TGCTGACAGTAGCAGTTCGAACGATAACGCCATCGCGATAGGGAACAAAACGCAAGCCCTGGGAGTGAATTCGATGGCCCTGGGTAAT
GCAAGTCAGGCATCTGGCGAATCCAGTATTGCATTAGGTAACACCAGTGAAGCCAGCGAACAAAATGCGATTGCGCTGGGGCAAGGTA
GCATTGCAAGCAAAGTGAACTCAATCGCGTTGGGAAGTAACAGTTTGTCCTCGGGAGAGAATGCCATCGCATTGGGAGAGGGTAGTGC
CGCTGGTGGCAGCAACAGCCTTGCTTTCGGTAGCCAGTCCAGGGCAAACGGCAATGATTCTGTCGCCATCGGTGTAGGGGCTGCAGCA
GCGACCGACAATTCTGTCGCTATCGGCGCAGGATCGACCACAGATGCAAGCAATACGGTTTCAGTTGGCAACAGCGCAACAAAACGCA
AAATTGTTAATATGGCTGCTGGTGCCATAAGCAACACCAGTACCGATGCCATCAACGGCTCACAGCTTTATACGATCAGTGATTCAGT
CGCCAAGCGACTCGGAGGAGGCGCTACTGTAGGCAGCGATGGCACCGTAACCGCAGTAAGCTACGCGTTGAGAAGCGGAACCTATAAT
AACGTGGGTGATGCTCTGTCAGGAATCGACAATAATACCCTACAATGGAATAAAACCGCGGGGGCGTTCAGCGCCAATCACGGTGCAA
ATGCCACCAACAAAATCACTAATGTTGCTAAAGGTACGGTTTCTGCAACCAGCACCGATGTAGTAAACGGCTCTCAATTGTACGACCT
GCAGCAGGATGCTCTGTTGTGGAACGGCACAGCATTCAGTGCCGCACACGGCACCGAAGCCACCAGCAAAATCACTAACGTCACCGCT
GGCAACCTGACTGCCGGCAGCACTGACGCCGTTAACGGCTCTCAGCTCAAAACCACCAACGACAACGTGACGACCAACACCACCAACA
TCGCCACTAACACCACCAATATCACCAACCTGACTGACGCTGTTAACGGTCTCGGTGACGACTCCCTGCTGTGGAACAAAGCAGCTGG
CGCATTCAGCGCCGCGCACGGCACCGAAGCCACCAGCAAAATCACCAACGTCACCGCTGGCAACCTGACTGCCGGTAGCACTGACGCC

GTTAACGGCTCCCAGCTCAAAACCACCAACGACAACGTGACGACCAACACCACCAACATCGCCACTAACACCACCAATATCACCAACC
TGACTGACGCTGTTAACGGTCTCGGTGACGACTCCCTGCTGTGGAACAAAACAGCTGGCGCATTCAGCGCCGCGCACGGCACTGACGC
CACCAGCAAGATCACCAACGTCACCGCTGGCAACCTGACTGCCGGCAGCACTGACGCCGTTAACGGCTCCCAGCTCAAAACCACCAAC
GACAACGTGACGACCAACACCACCAACATCGCCACTAACACCACCAATATCACCAACCTGACTGACGCTGTTAACGGTCTCGGTGACG
ACTCCCTGCTGTGGAACAAAACAGCTGGCGCATTCAGCGCCGCGCACGGCACTGACGCCACCAGCAAGATCACCAATGTCAAAGCCGG
TGACCTGACAGCTGGCAGCACTGACGCCGTTAACGGCTCTCAGCTCAAAACCACCAACGATAACGTGTCGACCAACACCACCAACATC
ACCAACCTGACTGACGCTGTTAACGGTCTCGGTGACGACTCCCTGCTGTGGAACAAAACAGCTGGCGCATTCAGCGCCGCTCACGGCA
CTGACGCCACCAGCAAGATCACCAATGTCAAAGCCGGTGACCTGACAGCTGGCAGCACTGACGCCGTTAACGGCTCCCAGCTCAAAAC
CACCAACGATAACGTGTCGACCAACACCACCAACATCACTAACCTGACGGATTCCGTTGGCGACCTTAAGGACGATTCTCTGCTGTGG
AACAAAGCGGCTGGCGCATTCAGCGCCGCGCACGGTACCGAAGCTACCAGCAAGATCACCAACTTACTGGCTGGCAAGATATCTTCTA
ACAGCACTGATGCCATTAATGGCTCACAACTTTATGGCGTAGCGGATTCATTTACGTCATATCTTGGTGGTGGTGCTGATATCAGCGA
TACGGGTGTATTAAGTGGGCCAACCTACACTATTGGTGGTACTGACTACACTAACGTCGGTGATGCTCTGGCAGCCATTAACACATCA
TTTAGCACATCACTCGGCGACGCCCTACTTTGGGATGCAACCGCAGGCAAATTCAGCGCCAAACACGGCATTAATAATGCTCCCAGTG
TAATCACTGATGTTGCAAACGGTGCAGTCTCGTCCACCAGCAGCGACGCCATTAACGGTTCACAACTTTATGGTGTTAGTGACTACAT
TGCCGATGCTCTGGGCGGGAATGCTGTGGTGAACACTGACGGCAGTATCACTACACCAACTTATGCCATCGCTGGCGGCAGTTACAAC
AACGTCGGTGACGCGCTGGAAGCGATCGATACCACGCTGGATGATGCTCTGCTGTGGGATACAACAGCCAATGGCGGTAACGGTGCAT
TTAGCGCCGCTCACGGGAAAGATAAAACTGCCAGTGTAATCACTAACGTCGCTAACGGTGCAGTCTCTGCCACCAGCAACGATGCCAT
TAATGGCTCACAGCTCTATAGCACTAATAAGTACATCGCTGATGCGCTGGGTGGTGATGCAGAAGTCAACGCTGACGGTACTATCACT
GCACCGACTTACACCATTGCAAATACCGATTACAACAACGTCGGTGAAGCCCTGGATGCGCTCGATAATAACGCGCTGCTGTGGGATG
AAGACGCAGGTGCCTACAACGCCAGCCATGATGGCAATGCCAGCAAAATCACCAACGTTGCGGCTGGTGATCTCTCCACAACCAGTAC
CGATGCTGTTAACGGTTCCCAGTTAAACGCAACCAATATTCTGGTTACGCAAAATAGCCAAATGATTAACCAGCTTGCTGGTAACACT
AGCGAAACCTACATCGAGGAAAACGGTGCGGGTATTAACTATGTACGTACCAACGACAGCGGCTTAGCGTTCAACGATGCCAGCGCTT
CAGGTATTGGCGCTACAGCTGTAGGTTATAACGCAGTTGCCTCTCATGCCAGCAGTGTAGCCATCGGTCAGGACAGCATCAGCGAAGT
TGATACGGGTATCGCTCTGGGTAGCAGTTCCGTTTCCAGCCGTGTAATAGTTAAAGGGACTCGTAACACCAGCGTATCGGAAGAAGGT
GTTGTGATTGGTTATGACACCACGGATGGCGAACTGCTTGGCGCGTTGTCGATTGGTGATGACGGTAAATATCGTCAAATCATCAACG
TCGCGGATGGTTCTGAAGCCCATGATGCGGTCACTGTTCGCCAGTTGCAAAACGCCATTGGTGCAGTCGCAACCACACCAACCAAATA
CTATCACGCCAACTCAACGGCTGAAGACTCACTGGCAGTCGGTGAAGACTCGCTGGCAATGGGCGCGAAAACCATCGTTAATGGTAAT
GCGGGTATTGGTATCGGCCTGAACACGCTGGTTCTGGCTGATGCGATCAACGGTATTGCTATCGGTTCTAACGCACGCGCAAATCATG
CCGACAGCATTGCAATGGGTAATGGTTCTCAGACTACCCGTGGTGCGCAGACCAACTACACTGCCTACAACATGGATGCACCGCAGAA
CTCTGTGGGTGAGTTCTCTGTCGGCAGTGAAGACGGTCAACGTCAGATCACCAACGTCGCAGCAGGTTCGGCGGATACCGATGCGGTT
AACGTGGGTCAGTTGAAAGTAACGGACGCGCAGGTTTCCCAGAATACCCAGAGCATTACTAACCTGAACACTCAGGTCACTAATCTGG
ATACTCGCGTGACCAATATCGAAAACGGCATTGGCGATATCGTAACCACCGGTAGCACTAAGTACTTCAAGACCAACACCGATGGCGC
AGATGCCAACGCGCAGGGTAAAGACAGTGTTGCGATTGGTTCTGGTTCCATTGCTGCCGCTGACAACAGCGTCGCACTGGGCACGGGT
TCCGTAGCAGACGAAGAAAACACCATCTCTGTGGGTTCTTCTACCAACCAGCGTCGTATCACCAACGTTGCTGCCGGTGTTAATGCCA
CCGATGCGGTTAACGTTTCGCAACTGAAGTCTTCTGAAGCAGGCGGCGTTCGCTACGACACCAAAGCTGATGGCTCTATCGACTACAG
CAACATCACTCTCGGTGGCGGCAATAGCGGTACGACTCGCATCAGCAACGTTTCTGCTGGCGTGAACAACAACGACGCAGTGAACTAT
GCGCAGTTGAAGCAAAGTGTGCAGGAAACGAAGCAATACACCGATCAGCGCATGGTTGAGATGGATAACAAACTGTCCAAAACTGAAA
GCAAGCTGAGTGGTGGTATCGCTTCTGCAATGGCAATGACCGGTCTGCCGCAGGCTTACACGCCGGGTGCCAGCATGGCCTCTATTGG
TGGCGGTACTTACAACGGTGAATCGGCTGTTGCTTTAGGTGTGTCGATGGTGAGCGCCAATGGTCGTTGGGTCTACAAATTACAAGGT
AGTACCAATAGCCAGGGTGAATACTCCGCCGCACTCGGTGCCGGTATTCAGTGGTAA

SEQ ID NO: 27 (EHEC)

ATGAACAAAATATTTAAAGTTATCTGGAACCCTGCGACAGGGAATTATACTGTTACCAGCGAAACGGCAAAAAGCCGTGGCAAGAAAT
CTGGGCGCAGTAAGCTGTTAATTTCTGCGCTGGTTGCGGGTGGAATGTTGTCGTCGTTTGGGGCATTGGCGAATGCCGGGAATGACAA
CGGTCAGGGTGTTGATTACGGTAGTGGATCAGCTGGCGACGGCTGGGTTGCTATAGGCAAAGGGGCGAAAGCAAATACTTTTATGAAC
ACCAGTGGTTCCAGTACTGCTGTGGGTTATGACGCTATAGCTGAAGGCCAATATAGCTCTGCCATCGGGTCAAAAACCCATGCGATTG
GTGGTGCATCAATGGCCTTTGGGGTTAGTGCAATATCAGAAGGCGATAGAAGTATAGCACTGGGTGCCTCTTCGTATTCATTGGGCCA
ATACTCAATGGCCCTCGGCCGTTATTCAAAAGCATTGGGTAAATTGTCTATTGCTATGGGGGACTCTTCCAAAGCGGAAGGAGCAAAC
GCCATTGCCCTGGGAAATGCCACTAAAGCTACTGAGATTATGAGTATTGCTCTTGGCGACACCGCCAATGCGTCAAAAGCGTATTCAA
TGGCGCTGGGAGCAAGTAGCGTCGCATCTGAAGAAAACGCTATTGCGATAGGTGCTGAGACCGAAGCCGCTGAAAATGCAACTGCTAT
TGGCAATAATGCGAAGGCAAAAGGGACTAATAGCATGGCAATGGGGTTCGGAAGCCTTGCCGATAAAGTCAATACTATCGCATTAGGA
AATGGCAGCCAGGCTCTGGCAGATAATGCAATCGCCATAGGCCAGGGCAACAAAGCTGATGGCGTGGATGCCATCGCTCTGGGTAATG
GTAGCCAGTCGAGAGGCTTAAACACCATTGCCTTAGGCACAGCCAGTAATGCAACTGGTGATAAGAGTCTTGCGCTTGGTAGTAATAG
CAGTGCCAACGGTATTAACTCTGTCGCGCTGGGCGCAGATTCCATTGCGGATTTAGACAATACCGTCTCTGTCGGCAATAGTTCATTA
AAACGCAAGATCGTTAATGTGAAAAATGGCGCGATCAAGTCTGACAGTTACGATGCCATTAATGGTTCACAGCTTTATGCCATTAGCG
ACTCGGTAGCAAAAAGGCTTGGAGGAGGGGCTGCAGTAGATGTTGATGACGGTACTGTTACAGCACCAACCTACAATTTAAAAAATGG
TAGCAAAAATAACGTAGGGGCTGCGCTCGCTGTACTTGATGAAAACACCCTGCAATGGGACCAAACCAAAGGCAAATACAGCGCTGCT

CATGGTACTAGTAGCCCAACTGCCAGCGTAATCACCGATGTTGCGGATGGCACGATTTCAGCCTCCAGTAAGGATGCGGTTAACGGTT
CCCAACTGAAAGCTACCAATGACGATGTCGAAGCCAACACCGCCAATATCGCTACTAATACCAGCAACATTGCCACGAATACGGCAAA
TATTGCCACCAATACCACCAATATCACCAACCTGACGGATTCCGTTGGTGACCTTCAGGCTGATGCCCTGCTCTGGAACGAAACTAAA
AAGGCATTCAGTGCAGCTCACGGCCAGGATACCACCAGCAAAATCACCAACGTTAAAGATGCCGACCTGACGGCTGACAGCACTGATG
CTGTTAACGGCTCTCAGCTGAAAACCACCAACGATGCTGTGGCGACGAATACCACCAATATCGCCAATAACACTTCCAATATTGCCAC
TAACACCACCAACATCTCTAACCTGACTGAGACGGTGACTAATCTTGGTGAGGATGCGCTGAAATGGGATAAGGACAATGGTGTATTC
ACGGCAGCTCATGGCACCGAGACCACCAGCAAAATCACCAACGTTAAAGATGGCGACCTGACKACTGGCAGCACCGATGCCGTTAACG
GCTCTCAGCTGAAAACCACCAACGATGCCGTGGCGACGAATACCACCAATATCGCCACTAACACCACCAACATCTCTAATCTGACTGA
GACGGTGACTAATCTTGGTGAGGATGCGCTGAAATGGGATAAGGACAATGGTGTCTTCACTGCAGCTCATGGCAACAATACCGCCAGC
AAAATCACCAATATCCTGGACGGCACAGTCACTGCAACCAGTTCCGATGCCATTAACGGTAGCCAGCTTTATGACTTAAGCAGCAATA
TCGCCACCTACTTCGGCGGCAATGCTTCTGTGAATACTGACGGTGTGTTTACCGGTCCAACCTACAAAATCGGTGAAACAAATTATTA
TAACGTCGGCGATGCACTGGCTGCGATTAACTCCTCATTTAGCACGTCTCTCGGCGATGCTCTGCTTTGGGATGCCACCGCAGGTAAA
TTCAGTGCCAAACACGGTACTAATGGTGACGCAAGCGTGATCACTGATGTCGCAGATGGTGAAATTTCAGACTCCAGTTCTGACGCAG
TAAACGGCTCACAACTCCACGGCGTGAGCAGTTATGTTGTTGATGCGCTGGGGGGTGGTGCCGAAGTCAATGCAGACGGCACCATCAC
TGCGCCGACGTACACCATTGCTAATGCTGATTACGATAATGTCGGTGATGCCCTGAATGCTATCGATACCACTCTTGACGACGCTCTG
CTCTGGGATGCGGACGCCGGTGAAAATGGTGCATTTAGCGCCGCTCACGGAAAAGATAAAACTGCCAGTGTAATCACTAACGTCGCTA
ACGGTGCAATCTCTGCTGCCAGCAGCGACGCGATTAACGGCTCACAACTCTATACCACCAATAAGTACATCGCTGATGCGCTGGGTGG
TGACGCAGAAGTCAACGCTGACGGCACCATCACCGCACCGACTTACACCATTGCGAACGCCGAGTACAACAACGTCGGTGACGCCCTG
GATGCGCTTGATGATAACGCCCTGCTGTGGGATGAGACTGCCAATGGCGGTGCTGGAGCCTACAATGCCAGCCATGACGGTAAAGCCA
GCATCATCACTAATGTCGCTAATGGCAGTATTAGTGAGGACAGTACCGATGCAGTGAACGGTTCTCAGTTGAATGCGACGAATATGAT
GATTGAGCAGAACACCCAAATTATCAATCAGCTCGCTGGTAACACCGACGCAACCTATATCCAAGAAAACGGTGCGGGTATTAACTAT
GTGCGTACTAACGACGACGGCTTAGCGTTCAACGACGCCAGCGCACAGGGTGTTGGCGCTACAGCTATAGGTTATAACTCTGTCGCCA
AAGGCGATAGCAGCGTAGCTATTGGTCAGGGCAGCTACAGCGACGTTGATACGGGTATCGCCCTGGGTAGCAGCTCTGTTTCCAGCCG
AGTGATTGCCAAAGGCTCCCGTGACACCAGCATAACGGAAAATGGCGTTGTTATTGGTTACGACACCACGGATGGCGAACTGCTCGGT
GCATTGTCTATCGGTGATGACGGTAAATATCGTCAAATCATCAACGTAGCCGATGGTTCCGAAGCCCATGACGCCGTTACGGTTCGTC
AATTGCAGAATGCGATTGGTGCGGTCGCAACCACGCCGACTAAATACTTCCACGCTAATTCAACGGAAGAAGATTCACTGGCAGTGGG
AACTGACTCGCTGGCAATGGGTGCGAAAACCATCGTGAATGGCGATAAAGGTATTGGTATCGGTTATGGTGCCTACGTGGACGCGAAT
GCACTTAACGGCATTGCCATTGGTAGCAATGCGCAAGTCATTCATGTCAACAGTATTGCGATAGGTAATGGTTCTACGACCACTCGTG
GCGCTCAAACCAATTATACCGCCTACAACATGGACGCACCGCAGAACTCTGTCGGTGAATTCTCAGTCGGTAGTGCGGATGGTCAACG
TCAGATCACTAACGTCGCAGCAGGTTCGGCTGATACCGATGCGGTCAACGTGGGTCAGTTGAAAGTAACGGATGCGCAGGTTTCCCAG
AATACCCAGAGCATTACTAACCTGGATAATCGGGTAACGAATCTTGATTCACGCGTCACCAATATCGAAAACGGTATTGGCGATATCG
TCACCACCGGTAGCACCAAGTACTTCAAGACCAATACCGATGGTGTAGATGCCAGCGCGCAGGGTAAAGATAGCGTCGCGATTGGTTC
CGGCTCCATTGCTGCCGCTGACAACAGCGTCGCTCTGGGTACAGGGTCTGTGGCAACCGAAGAAAATACGATCTCTGTAGGTTCCTCT
ACTAACCAACGTCGTATCACCAACGTAGCTGCAGGTAAAAATGCTACCGATGCTGTTAACGTGGCACAGTTGAAGTCTTCCGAAGCTG
GCGGTGTACGTTACGACACCAAAGCTGATGGTTCTATCGACTATAGCAATATCACCCTCGGTGGCGGCAACGGCGGTACGACTCGTAT
CAGCAACGTCTCCGCTGGCGTCAACAACAACGACGTGGTGAATTACGCGCAGTTGAAGCAAAGCGTGCAGGAAACGAAGCAATACACC
GATCAGCGAATGGTTGAGATGGATAACAAACTGTCTAAAACTGAAAGCAAGTTGAGCGGTGGTATCGCTTCTGCAATGGCAATGACCG
GTCTGCCGCAGGCTTACACTCCAGGTGCCAGCATGGCCTCTATTGGTGGCGGTACTTACAACGGTGAATCGGCAGTTGCTTTAGGTGT
ATCGATGGTGAGCGCCAATGGTCGTTGGGTCTACAAATTACAAGGTAGTACCAATAGCCAGGGTGAATACTCCGCCGCACTCGGTGCC
GGTATTCAGTGGTAA

SEQ ID NO: 28 (EAEC)

ATGAACAAAATTTTTAAAGTTATCTGGAATCCGGCAACAGGCAGTTACACCGTTGCCAGTGAAACGGCAAAAAGCCGTGGCAAGAAAT
CCGGGCGCAGTAAGCTGTTAATTTCTGCCCTGGTTGCTGGGGGAATGTTGTCGTCGTTTGGGGTACAGGCTCAGGCAGGAAGGGACAA
CGGTCAGGGCGTCAATTATGGCCAGGGAACAGGAACAGGCTGGGTTGCTATCGGTGAAGATGCAAAAGCAAATAGTTTTACAGACACC
GGGGGTGGCTCCAGCACCGCAGTAGGTTATCACTCAACTGCTGACGGAAGGTGGTCAACAGCCCTCGGTGCTAAGACCCATTCGCTTG
GCGAAGCATCAGTGGCGTTAGGGATTAACACTACCTCAGCAGGTGAGCGAAGCCTCGCTATAGGTGCATCGGCAACGTCAACGGGTGG
ATTTTCAATCGCACTTGGTCGTTATGCGAACTCAGTAGGTGAATTTTCTATTGCACAAGGGGATCACGCAGAGACTGGTGCTGATGAC
GCCATCGCATTTGGACGTGAAAGCAAGGCCTTAGGAATTATGAGTATCGCCCTCGGAGCCACGGCTAATGCGTCGAAAGAATATGCAA
TGGCGCTGGGTGCAAGTAGCGCCGCATCTGCAGCTAACGCGATTGCAGTAGGCCGCAACAGTGCTGCAGCTGGCGTAGACAGCCTCGC
ATTCGGCAGACAATCCGCCGCCAGCGCCGCAAACGCGATTGCTATGGGTGCAGAGAGCAAAGCTGCTGAAAATGCGACGGCAGTTGGT
ACTAACGCGGAGGCAAATGGACTTAATAGTATCGCGTTGGGCTCCGGCAGTATTGCAGATGTCGACAACACGATTGCTCTGGGCAATC
AAAGTCAGGCAGTAGCGGCTGGCGCAATTGCCATCGGTCAAGGGAATAAAGCTGACGGCGCAAATGCTATCGCGCTGGGTAATGGTAG
TATTACAGGTGGTGTAAATGCTATTGCTCTTGGACAAGGCAGTTATGCCGGTTTAGAAAATGGCACTGCAATTGGTGCTCAAGCCAGT
GCTCAGGGGAAAAATTCAGTTGCTCTGGGTGCTGGTTCTGTAGCGACTGACGCGGATACTGTTTCTGTGGGTAACACAACAGCTCAGC
GACAAATTGTCAATATGGCAGCAGGTGATATCAGCACTACCAGTACTGATGCCATCAATGGATCACAGCTTTATGCTATCAGTAAGTC
AGTAGCGGACAATCTTGGTGGGGGGGCTACCGTCAATGCGCAAGGCGTCGTTACTTCCCCAAATTACAGGCTGAAAAGTGGTATTTTC

GGCACTGTTGGCGACGCCTTAACGGGCCTGGACAATAATACGTTACAATGGGACTCCCTTAAAAAGGCATATAGTGCGGCACATGGTA
CAGATACTACCAGTACCATCACCAACGTTAAAGACGGCGCTATTTCTGATACCAGTAAGGATGCGGTTAACGGTTCTCAGCTGAAAAC
CACCAACGATAACGTAGCGACCAATACTGCCAATATCACCACCAACACTAACAGTATCAATACCCTGACGGATTCCGTTGGCGACCTT
AAAGACGATGCCCTGCTGTGGAATGGCACCGCGTTCAGCGCCGCGCACGGCACCGAAGCCACCAGCAAAATCACCAACGTCAAAGACG
GTGACCTGACGGCTGGCAGCACCGACGCGGTTAACGGCTCTCAGCTCAAAACCACTAACGATAATGTGGCAACCAACACCACCAACAT
CACCAACCTGACGGATTCCGTTGGCGACCTTAAAGACGATGCCCTGCTGTGGAATGGCACCGCGTTCAGCGCCGCGCACGGTACCGAT
GCCACCAGCAAAATCACCAACGTCAAAGACGGTGACCTGACGGCTGGTAGCACTGACGCGGTAAACGGCTCTCAGCTGAAAACCACTA
ACGATGCCGTGGCAGCCAACACCACCAATATCGCCACGAATACCACCAACATCACCAACCTGACTGACGCAGTTGACAGCCTCGGTGA
CGATTCCCTGCTGTGGAACGCTACAGCGGGGGCATTCAGCGCCGCACACGGTACTGATGCCACCAGCAAAATCACCAACGTCACCGCT
GGCGACCTGACGGCTGGCAGCACCGACGCGGTTAACGGCTCTCAGCTCAAAACCACTAACGATGCCGTGGCAGCCAACACCACCAATA
TCGCCACGAACACCACCAACATCACCAACCTGACTGACGCTGTTGACAGCCTCGGTGACGATTCCCTGCTGTGGAACGCTACTGCGGG
GGCATTCAGCGCCGCGCACGGTACTGATGCCACCAGCAAAATCACTAACGTCAAAGACGGTGACCTGACGGCTGGCAGCACTGACGCG
GTTAACGGCTCTCAGCTCAAAACCACTAACGATGCCGTGGCAGCCAACACCACCAATATCGCCACGAACACCACCAACATCACCAACC
TGACTGACGCTGTTGACAGTCTCGGTGACGATTCCCTGCTGTGGAACGCTACGGCGGGTGCATTCAGTGCCAAACACGGCACCAACGG
TACTGACAGCAAAATCACCAACTTACTGGCAGGCACTGTATCCTCTGATAGCACTGACGCTATTAATGGCTCACAACTTTATGGCTTA
GCTGATTCATTTACGTCATACCTTGGCGGTGGTGCTGATATCAGCGATGCGGGTGTATTAACCGGGCCAACCTACACTATTGGTGGTA
CTGATTACAATAACGTCGGTGATGCTCTGGCTGCCATTAACACGTCATTTAGCACATCACTCGGTGACGCCCTACTCTGGGATGCGAC
CGCCAAGGGCGGTGACGGTGCGTTTAGCGCCGGTCGCGGGACAGATAACACAGCCAGCATCATTACTAATGTTGCAGACGGTGCAATT
TCCTCTACCAGCAGCGACGCTATTAACGGCTCACAGCTCTATGACACCAGCAAGTACATTGCCGATACTCTGGGTGGTGACGCAGAAG
TCAATGCTGACGGCACAATCACCGCACCGACTTATGCCATCGCTGGCGGCAGTTACAGCAACGTCGGTGACGCGCTGGAAGCGATCGA
TACCACGCTGGATGACGCTCTGTTGTGGGATGCAACAGCCAATGATGGCAATGGTGCATTTAGCGCCGCTCACGGAAAAGATAAAACA
GCCAGTGTAATCACTAACGTCGCTAACGGTGCAATCTCTGCCACCAGCAGCGATGCCATTAACGGTTCACAACTGTATACCACCAACA
AGTACATTGCCGATGCCCTGGGTGGTGACGCAGAAGTTAACGCTGATGGTTCTATTACTGCGCCGACTTACACCATTGCAAATGCCGA
GTACAACAACGTCGGTGACGCCCTGGATGCGCTCGACGATAACGCTCTGCTGTGGGATGCAACAGCCAATGACGGCGCAGGTGCCTAC
AACGCCAGCCATGACGGCAAGGCCAGCATCATCACAAATGTTGCTGATGGTAACATTGGCGAAGGCAGCACTGACGCCATCAACGGTT
CTCAGCTGTTTAACACCAATATGCTGATCCAGCAGAACAGCGAAATCATCAATCAGCTTGCCGGTAACACCAGCGAAACCTACATCGA
AGATAACGGTGCGGGCATTAACTATGTACGTACCAACGACAACGGCTTAGCGTTCAACGATGCCAGCGCTTCAGGTATTGGCGCTACG
GCTGTGGGTTATAACGCTGTCGCCTCAGGCGAAAGCAGCGTAGCCATTGGTCAAGGTAGCAGCAGCAACGTTGATACGGGTATCGCCC
TGGGTAGCAGTTCCGTTTCCAGCCGTGTAATAGTTAAAGGTTCTCGTGACACCAGCGTGTCGGAAGAAGGTGTTGTGATTGGTTATGA
CACCACGGATGGCGAACTACTTGGTGCGTTGTCTATTGGTGATGACGGTAAATATCGTCAAATCATCAACGTAGCCGATGGTTCCGAA
GCCCATGACGCCGTTACGGTTCGCCAGTTGCAAAATGCCATTGGTGCAGTCGCTACCACGCCGACCAAATACTTCCACGCCAACTCAA
CGGAAGAAGATTCACTGGCAGTAGGTGAAGACTCGCTAGCAATGGGCGCGAAAACTATCGTTAATGGTAATGCGGGTATTGGTATCGG
TTATGGTGCCTACGTGGACGCGAATGCACTTAATGGCATTGCTATCGGTAGCAACGCGCGTGCAAACCATGCAAACAGCATTGCTATG
GGTAATGGCTCACAGACGACTCGTGGTGCTCAAACTGGCTACGCCGCCTACAACATGGACGCACCGCAGAACTCTGTGGGTGAGTTCT
CTGTCGGCAGTGAAGACGGTCAACGTCAGATCACCAACGTCGCGGCTGGTTCGGCTGATACCGATGCGGTTAACGTGGGTCAGTTGAA
AGTAACGGACGCGCAGGTTTCCCAGAATACCCAGAGCATTACTAACCTGAACAATCAGGTCACTAATCTGGATACTCGCGTTACTAAT
ATCGAAAACGGTATTGGCGACATTGTAACCACCGGTAGCACCAAGTACTTCAAGACCAACACCGATGGCGTAGATGCCAACGCGCAGG
GTAAAGATAGTGTTGCGATTGGTTCTGGTTCCATTGCTGCCGCTGACAACAGCGTCGCGCTGGGTACAGGCTCCGTGGCCAACGAAGA
AAATACCATCTCTGTGGGTTCTTCTACCAACCAGCGTCGTATCACCAACGTTGCTGCAGGTGTTAATGCCACCGATGCGGTTAACGTT
TCGCAGCTGAAGTCTTCTGAGGCAGGCGGCGTTCGTTACGACACCAAAGCTGATGGCTCTGTAGACTACAGCAACATCACTCTCGGTG
GTGGTAATGGCGGTACGACTCGCATCAGCAACGTCTCCGCTGGCGTGAACAACAACGACGCAGTGAACTATGCGCAGCTGAAGCAAAG
CGTGCAGGAAACGAAGCAATATACCGATCAGCGGATGGTTGAGATGGATAACAAACTGTCCAAAACCGAAAGCAAGTTGAGCGGTGGT
ATCGCTTCTGCAATGGCAATGACCGGTCTGCCGCAGGCTTACACTCCAGGTGCCAGCATGGCCTCTATTGGTGGCGGTACTTACAACG
GTGAATCGGCTGTTGCTTTAGGTGTGTCGATGGTGAGCGCCAATGGTCGTTGGGTCTACAAATTACAAGGTAGTACCAATAGCCAGGG
TGAATACTCCGCCGCACTCGGTGCCGGTATTCAGTGGTAA

SEQ ID NO: 29 (Burkholderia fungorum)

ATGAACAAGACATATCGCTCCGTCTGGAACGAGTCGACAGGCACTTGGGTCGCTGCGTCGGAACATGCAAGTGCACGCGGGAAAAAAT
CTTCTGCGAAAACCTCTTCCACTAAGGCAGTCGTCGGGGCGTTGGGTCTGGCAGCCGGGCTATATGGTGCCGACGCGTTTGCGCTGGG
TGGAGGGCTAACCCTTTGTCCGACCACCGAAGGATCCGCCGGGTACACTGCCGGTAGCGCTTCTAGCGCAAACGGGGCTTACTGCGGG
TCCGACTATCAATGGGGTTTGTTCAGCAACACCAATGCCGACGGCAGTAAAAGCGGCCAGCCGATTGGTGCCGCGATTGAGGGAATGA
ATGACGGCTCATTGCTGTTGTACGGTCCCAACAACATTGTGATGAAGAACCTGGTCAGCATGTCCAGCAACAAGATCATCAATCTTGC
CCCTGGGACAGTGAGCTCTACCAGCGCAGACGCGGTAAACGGCTCGCAGTTGTATGCGACGAACCAGAACGTGTCGAACATCGGAAAC
ACGGTGAACAACATCACCACCGGTGCCGGCATCATGTACTTCCACGTGAACTCGACGCTGGCGGATTCGACCGCGAACGGCGTGAATT
CTATTGCTATCGGTGGCGCGACCAGAACGGACGCGAACAATTCGATTTCGATCGGTACGGGACTGACGCAAGCCTCAAGCAATACAGG
GGCTATCGCAATTGGTCAGAATGCGAGCATCAATGTATACGGCGCGAATAGTATCGCTATCGGCACAAACAGTGCGACGGGTGGCATT
GGCGGTGCGATTGCGCTCGGCGAGAACGCCTTTGCAACCGGCGGCAAGATGTTGGCGCTCGGCTCCGGTGCGAGTGCGACGACGGCTA

ATTCGGTCGCGCTAGGCTCAGGTTCGACGACGACGGCGAATTTGACAGCAGCAGGATATAACCCTGGCAGCGGCACGCTTGCCGGTAC
GTCACAGGCTACGAATGGCGAAGTGTCGGTGGGCAATGCAGGTGCAGAGCGTCGTATCACTAACGTTGCGGCCGGTTCGGCAGCCACG
GATGCGGTGAACGTGAGCCAGTTGCAATCGGAAGATGCAAAGGTGAACACGATCAACAACAACGTGAACAACCTGAGCGGCAGTGTCA
CCAACATCAGCAGCACGGTGAACAACATCACCAACGGTGGTGGCATCAAGTATTTCCACGCGAACTCGACGCAGGCGGATTCGTCGGC
CACGGGCACGGATGCAGTGGCGATCGGTGGCAATGCCCAGGCGACGGCGGCGAACTCGGTGGCGCTGGGTTTGAACTCGACGAGTAAG
GGAACGAACGCGATTGCACTGGGCGGGGCCGTGGCTGGGGGGAGCTACGCTTTCGCGGCAGGCAGCCTGGCATTGGCTGCAACTACTG
GTGACATTGCGCTGGGTTCATCGGCGACGGCTAGCAGCGCTAACAGCAATGCTTACGCAACTGCGCTGGGTACCAACGCGTTGGCAAA
CGCAACCGATGCAACTGCCATTGGCGAAGGTGCCTCGGCAACAGCAGCATCCTCGGTAGCGTTGGGCGCGAGATCCAAAACGACAGCG
AACCTGTCGACAGCGGGCTATAACCCGGGTACGGGGACGTTGTCCGGTACTACCCCGACGGGCGAAGTGTCGGTGGGCTCGGCAGGCA
AGGAACGACGCGTGACGAACGTGGCAGCCGGCTCGGCAGCGACGGATGCGGTGAACGTGAGCCAGTTGATGTCGGAAGACGCAAAGGT
GAACACGATCAACAACAACGTGAACAACCTGAGCAACAACGTCACGAACATCGCGGGCAATGTCACCAACATCAGCAACACGGTGAAC
AACATCACCAATGGTGGTGGCATCAAGTACTTCCACGTGAACTCGACGCTGGCGGATTCTTCCGCGGGGGGAACAAATTCTATAGCTA
TCGGCGGCGGGGCTACTACGGGGAATGTTACTGCAGGAACTTCAGACAATATATCCATCGGCACCAACGCCACAACCAACTATGGCAA
AAATATTGCCATCGGCGGCAATGCGCAGGCCTTGGGAGGCGCATACGACGGTGGCTACAACACTGCGATTGGTGAGAACGCGATTGCA
AAGGGAGATGGAGCAGGTGGCTTCGGCGGAGGGGGGTGGGGGCAGACCACGGCCATTGGCGGTGGTTCGCAGGCATTGCATGACAACA
CCACGGCGGTCGGTTCAGGCGCGATCGCAAATGTGGCTAATGCTACTGCTTTGGGTATGTCTGCCAGCGCGACCGCTGGGAGTGCTAT
CGCGCTGGGTCAGGGGGCAGTGGCGTCGGCAGCGAACTCGGTGGCACTGGGTTCGGGTTCGACGACGACGNCGAACCTGTCGGCAGCG
GGTTATAACCCGGGTACGGGTACATTGTCGGGCATCGCTTCGGTAGCCAATGGCGAAGTGTCGGTGGGTGCAGCAGGCAAGGAACGTC
GCATCACCAACGTGGCAGCCGGCTCGGCAGCCACGGATGCAGTGAACGTGAGCCAGTTGCAATCGGAAGATGCAAAGGTGAACACGAT
CAACAACAACGTGAACAACCTGAGCGGCAGTGTCACCAACATCAGCAACACGGTGAACAACATCACCAACGGTGGTGGCATCAAGTAT
TTCCACACGAAATCGACGCTGGCCGATTCGTCGGCGACGGGTACGGATGCAGTGGCGATCGGCGGCAATGCCCAGGCGACGGCGGCGA
ACTCGGTAGCACTGGGTTCGAACTCGACGACGACAGCGAACCTGTCGGCAGCGGGTTATAACCCGGGCACGGGTGCGTTGTCTGGCAT
CGCTTCGGCAGCCAACGGTGAAGTGTCGGTGGGTGCAGCAGGCAAGGAACGCCGCATCACTAACGTAGCAGCCGGCTCGGCAGCCACG
GATGCGGTGAACGTCAGCCAGCTCCAGTCGGAAGACGCAAAGGTGAACACGATCAGCAACAACGTGAACAACCTGAGCGGCAGCGTCA
CCAACATCAGCAGCACGGTGAACAACATCACCAATGGTGGTGGCATCAAGTACTTCCACACGAACTCGACGCTGGCGGATTCGACCGC
GAACGGCGTGAATTCTATTGCTATCGGTGGCGCGACCAGAACGGACGCGAACAATTCGATTTCGATCGGTACGGGACTGACGCAAGCC
TCAAGCAATACAGGGGCTATCGCAATTGGTCAGAATGCGAGCATCAATGTATACGGCGCGAATAGTATCGCTATCGGCACAAACAGTG
CGACGGGTGGCATTGGCGGTGCGATTGCGCTCGGCGAGAACGCCTTTGCAACCGGCGGCAAGATGTTGGCGCTCGGCTCCGGTGCGAG
TGCGACGACGGCTAATTCGGTCGCGCTAGGCTCAGGTTCGACGACGACGGCGAATTTGACAGCAGCAGGATACAACCCGGGCAGCGGC
ACGCTTGCCGGTACGTCACAGGCTACGAATGGCGAAGTGTCGGTGGGCAATGCAGGTGCAGAGCGTCGTATCACTAACGTTGCGGCGG
GCTCGGCAGCCACGGACGCGGTGAACGTGAGCCAGTTGCAGTCGGAAGATGCGAAGGTGAACACGATCAACAACAACGTGAACAACCT
GAGCAACAACGTCACAAACATCGCGGGTAACGTCACCAACATCAGCAACACGGTGAACAACATCACCAATGGTGGTGGCATCAAGTAT
TTCCACACGAAATCGACGCTGGCCGATTCGTCGGCGACGGGCACGGATGCAGTGGCGATCGGCGGCAATGCCCAGGCGACGGCGGCGA
ACTCGGTAGCACTGGGTTCGAACTCGACGACGACAGCGAACCTGTCGGCAGCGGGCTACAACCCGGGCACGGGTACGCTGTCCGGTAC
TACCCCGACGGGCGAAGTGTCGGTGGGCTCGGCAGGCAAGGAACGTCGCGTGACGAACGTGGCAGCCGGCTCGGCGGCGACGGATGCG
GTGAACGTGAGCCAGTTGCAGTCGGCCATCATCGGCAGCACCGCGAACGCGGTCGCCTATGACGACGGCACGAAGGCCACGGTTACGC
TGAAGGGCGCGAGCGGCACGAAGATCACCAACCTGACGGCGGGCAATCTGAGCGCAACGAGCACGGACGCGGTGAACGGCTCGCAGTT
GTACGCGACGAACCAGAACGTGTCGAACATCGGTAACACGGTGAACAACATCACCAACGGTGGTGGCATCAAGTATTTCCACGCGAAC
TCGACGCAGGCGGATTCGTCGGCCACGGGGTCGAACTCGGTCGCGGTGGGCGACAGGGCGTCGTCGCTTGGCGGTTCGTCGGTCGCGA
TGGGTGACGGCGCGACAGCAGTGGGCGCGGCGAGTATTGCGATTGGTAACAATGCGCAGAACGTGACCGGGTCGAACAATTCAGTTGC
CATTGGAGGTGATTCGAAGGCGGGCGACAGGTCCGTTTCACTGGGCAACGGTGCAGATACCTCGCTGTCGAGCTGGGGCGTTGCAGTC
GGTACCAACGCGAACGTTTCTGCTGCACTGGGCACGGCAATTGGTGCCGGGGCCAACGTGAGCGGCGCGAATTCGACGGCCATCGGCG
CGAACGCGGTGGCCTCTGCGACCAACTCGGTGGCGCTGGGTTCGAATTCGACGACGACGGCGAACCTGTCGGCTGCGGGTTATAACCC
GGGTACGGGTACGTTGTCGGGCATCGCGTCGGCGGCCAATGGCGAAGTGTCGGTCGGTGCAGCAGGCAAGGAACGTCGCGTGACGAAC
GTGGCAGCCGGCTCGGCAGCCACGGATGCGGTGAACGTGAGCCAGTTGCAGTCGGAAGATGCGAAGGTGAACACGATCAACAACAACG
TGAACAACCTGAGCGGCAGTGTCACCAACATCAGCAGCACGGTGAACAACATCACCAACGGTAGCGGCATCAAGTACTTCCACACGAA
CTCGACGTTGGCGGATTCGTCGGCTGGGGGGGCCAATAGCATTGCTATCGGTGGCGGGGCGGCGACCAGTAGCAGTGCCGGCCTGAGT
GACAACATGGCGATCGGCACCAACGCCACCGCAAGCTACGGCAAGAACATCGCCATCGGCGGCGGTGCGCAGGCTACAGGTGGCACGT
ACGACGGCGGCTATAACGTCGCACTCGGTGAAAACGCTAATGCCACAGCAGGCACGAACGCCTGGGGACACAATACGGCGATCGGTGC
CAACACCGTAATCAATGGCGTCAACTCGGTAGCGCTCGGGATCTCGGCGACGACGAGCGGGAGCGGCAGCATGGCCTTTGGCTCGGCG
GCACAGGCAAGCGCGGACTATGCGATTGCAAGTGGGGCAGGCGCCAATGCATCGGCTGTGAATTCCGTGGCGCTGGGTTCGAACTCGA
CGACGACGGCCAACCTGTCGGCAGCGGGTTATAACCCGGGTACGGGTACGCTGTCGGGCATCGCTTCGGTAGCCAATGGCGAAGTGTC
GGTGGGCTCGGCAGGCAAGGAACGTCGCGTGACCAACGTGGCAGCCGGTTCGGCAGCGACGGATGCGGTGAACGTCAGCCAGCTCCAG
TCGGAAGACGCCAAGGTGAACACGATCAACAATAACGTGAACAACCTGAGCAACAACGTCAGCAACATCGCGGGCAACGTCACCAACA
TCAGCAACACGGTGAACAACATCACCAACGGTGGCGGCGGCATCAAGTACTTCCACGCGAACTCGACACTCGCCGATTCGTCGGCAAC
GGGCACGGATGCAGTGGCGATCGGCGGGAATGCCCAGGCGACGGCGGCGAACTCGGTAGCACTGGGTTCAAACTCGACGACGACGGCA

AACCTGTCGGCAGCGGGCTACAACCCGGGCACGGGTACGCTGTCCGGTACGACCCCGGTGGGCGAAGTGTCGGTGGGCTCGGCAGGCA
AGGAACGTCGCGTGACAAACGTGGCGGCCGGCTCGGCGGCCACGGATGCGGTGAACGTGAGCCAGTTGCAGTCGGCCATCATCGGCAG
CACCGCGAATGCGGTCGCCTATGACGACGGCACGAAGGCCACGGTTACGCTGAAGGGCGCGAGCGGTACGAAGATCACCAACCTGACG
GCAGGTAATCTGAGCGCAACGAGCACGGACGCGGTGAACGGCTCGCAGTTGTATGCGACGAACCAGAACGTGTCGAATGTCGGTAACA
CGGTCAGTAACCTGAGCAACAACGTCACGAACATCGCGGGTAACGTCACCAACATCAGCAACACGGTGAACAACATCACCAATGGTGG
TGGCATCAAGTATTTCCACGCGAACTCGACGCTCGCCGATTCGTCGGCGACGGGCACGGATGCAGTGGCGATCGGTGGCAATGCCCAG
GCGACGGCAGCGAACTCGGTGGCGCTGGGTTCAAACTCGACGACGACGGCGAACCTGTCGGCAGCGGGCTATAACCCTGGCACGGGTG
CGTTGTCCGCTACGACCCCGGTGGGCGAAGTGTCGGTGGGCTCGGCAGGCAAGGAACGTCGCGTGACGAACGTGGCAGCCGGCTCGGC
AGCGACGGATGCAGTGAACGTCAGCCAGTTGATGTCCGAAGATGCCAAGGTGAACACGATCAACAACAACGTGAACAACCTGAGCAAC
AACGTCAGCAACATCGCGGGTAACGTCACCAACATCAGCAATACGGTGAACAACATCACCAACGGTGGCAGCGGCATCAAGTACTTCC
ACGCGAACTCGACGCTGGCGGATTCGTCGGCAACGGGCGTTGACGCAGTGGCGATCGGCGGCAATGCCCAGGCGACGGCAGCGAACTC
GGTAGCACTGGGTTCGAACTCGACGACGACAGCGAACCTGTCGGCAGCGGGTTATAACCCGGGCACGGGTGCGTTGTCTGGCATCGCT
TCGGCAGCCAACGGTGAAGTGTCGGTGGGTGCAGCAGGCAAGGAACGCCGCATCACTAACGTAGCAGCCGGCTCGGCAGCCACGGATG
CGGTGAACGTCAGCCAGCTCCAGTCGGAAGACGCGAAGGTGAACACGATCAACAACAACGTGAACAACCTGAGCAACAACGTCAGCAA
CATCGCGGGCAACGTCACCAACATCAGCAATACGGTGAACAACATCACCAACGGTGGCAGCGGCATCAAGTACTTCCACGCGAACTCG
ACACTCGCCGATTCGTCGGCAACGGGCACGGATGCAGTGGCGATCGGTGGGAATGCATCGGCATCGGCGGCAAACTCGGTGGCGCTGG
GTTCGAACTCGACGACGACGGCGAACCTGTCGGCAGCGGGATACAACCCGGGTTCGGCAGCACTGTCGGGCACGGCCTCGGCAGCCAA
CGGCGAAGTGTCGGTCGGTGCAGCAGGCAAGGAACGCCGCATCACGAACGTAGCAGCCGGCTCGGCAGCCACGGATGCGGTGAACGTG
AGCCAGCTCCAGTCGGAAGACGCGAAGGTGAACGCTGAAGGCGCGGCCACTGCGGCAGCGCTGGGCGGCGGTTCGACCTACAACACGA
CGACGGGTGCGATCACCAGTCCGACGTACATCGCAGGCGGCAAGACGTTCAACAATGTTGGCGATGTAGTCACGAACATCGACGGCCG
TGTTACGCAGAACTCGACGGACATCACGAACCTGACTACGACCATCGACAACGGCACGATCGGTCTGGTGCAGCAGGCTACGCCGACG
AGCACGATTACGGTCGCGAAGGACACGGGCGGCGCGACGGTGGATTTCCGGGGCACGGGCAATGCAACTCGCACGTTGACGGGCATCA
CGGCGGGTGAGTTGAGCGCAACGAGCACGGATGCGGTGAACGGCTCGCAGTTGTACGCGACGAACCAGAACGTGTCGAACATTGACAA
CACGGTCAGTAACCTGAGCAACAACGTCACGAATATCGCGGGCAATGTCACCAACATCAGCAACACGGTGAATAACATCACCAACGGT
GGTGGCGGCATCAAGTACTTCCACGCGAACTCGACGCTGGCGGATTCGTCGGCAACGGGCGTTGACGCAGTGGCGATCGGCGGCAATG
CCCAGGCGACGGCAGCGAACTCGGTAGCACTGGGTTCGAACTCGACGACGACAGCGAACCTGTCGGCAGCGGGCTACAACCCGGGCAC
GGGCACGTTGTCTGGCATCGCTTCGGCAGCCAACGGTGAAGTGTCGGTCGGTGCAGCAGGCAAGGAGCGCCGCGTGACGAACGTAGCA
GCCGGCTCGGCAGCCACGGACGCGGTGAACGTGAGCCAGTTGCAATCGGAAGATGCCAAGGTGAACACGATCAACAACAACGTGAACA
ACCTGAGCAACAACGTCAGCAACATCGCGGGCAATGTCACGAACATCAGCAACACGGTGAACAACATCACCAACGGTGGCGGCGGCAT
CAAGTACTTCCACGCGAACTCGACGCTGGCGGATTCGTCGGCGACGGGCACCAACAGCCTGGCGGCCGGACCGGCAGCGGTGGCATCC
GCCACTGACGCAGTCGCACTGGGCAACGGCGCGAAGGCAACCAACGCCGGCGCGGTGGCACTCGGCGCAGGTTCGACGACAACGACCG
CGGTGGCAACCTCCGGCACGACGATTGGCGGCATCACCTACACGTTCGCAGGCGTCGCTCCGTCGAGCACGGTGAGCGTGGGTGCGGC
GGGTAGCGAGCGCACGATCACGAACGTGGCGGCTGGCCGCCTGAGCGCGACGAGCACGGACGCGGTCAACGGCAGCGAACTGTTTGCA
ACCAACCAGCAGGTGACGCGAAACACCGCGGACATCACCAACCTGACGAACAACATGAACATCGGTTCGGTGGGTCTGGTGCAGCAGG
ACGCGACGACACGCACCATCACGGTCGCGAAGGCCACCGACGGTACGCGGGTCGACTTCACGGGCACGGGGGGCGCGCGTCAATTGAC
GGGCGTGGCCGCAGGCGCAGTGAACGCGACGAGCGTGGATGCGGTGAACGGTTCGCAGCTCTACGGTGTGTCGCAGAGCGTGGCGGAT
GCGATCGGCGGTGGCTCGACCGTGAACACGGATGGCTCCATCTCGGCCCCGACCTACGTTGTGGACGGCACGACCGTCCACAATGCGG
GCGACGCGATCAGCAACCTCGACAACCGTGTGACGCAGAACACCACCGACATCAGCACGATCAACAACACGCTGAACAGCATCACCAC
GGGTGCGGGCGTCAAGTACGTGCATGTGAACTCGACCCTGGCCGACTCGCTGGCGAAGGGTGCGGAGTCGGTGGCGATCGGCGGTAAC
GCGCAATCGCAGGCGGCGAACTCGGTGGCATTGGGTTCGAACTCGGTGGCGGATCGTGCCAACACGGTGTCGGTGGGCGCGGCTGGTG
CGGAGCGTCAGATCACCAACGTGGCGGCCGGTACGGCGGACACGGATGCGGTGAACGTCGCGCAGTTGAAGGCGTCGGGTGTGATCAA
TACGGATGGCACGACCAACGCCGCCGTCACGTACGACCACAACGCGGACGGCTCGGCCAACTACAACAGCGTCACGATGGGTAACGGT
GTAGCGGGCGGCACGACGATCCACAACGTGGCGGCAGGCTCGGCTGCCGACGACGCGGTCAACGTCAGCCAGATGAACGCGGCGATCT
CCAGCGTCTCGAACATCATCGGCTCGGCGGGTAATCCGCTGTTCACAGCCGACGGCAACCGTGACACGGAAGCCGCGGTCGCCAGCGG
CACGCATGCCACGGCAATGGGCGCGAACGCGAAGGCAAGCGCGGCCAATTCGGTGGCGCTGGGTGCGAACTCGGTGGCGGACCGTGAG
AATACGGTGTCGGTGGGCTCGGCGGGCAACGAACGCCAGGTCACCAATGTCGCGGCCGGTACGGCCACCACCGACGCCGTCAACGTCG
GCCAGTTGAACCAGGCGATCGGCGCATCGATCGGCAATCTGCCGGCCGGCATGTCGGCGAAGGACTACACCGACCAGCAGATCAACGC
GGTGCAGAACGGCGTGAACCAGGTTGCGAAGAACGCGTATGCAGGTATCGCGGCCGCTACGGCGCTGACGATGATTCCGGACGTCGAT
CAGGGCAAGACGATCGCGGTCGGTGTCGGCGGCGGCTCGTATAAGGGTTCGCAGGCTGTGGCGCTCGGCATCTCGGCACGTATCACCC
AGAACCTGAAGATGAAGGCCGGCGCGGGTACGAGCTCGCAAGGCACGACGGTGGGCCTGGGTGCTTCCTACCAGTGGTAA

SEQ ID NO: 30 (EPEC)

ATGCTGATCCAGCAGAACAGCGAAGTCATCAATCAGCTTGCCGGTAACACCAGTGAAACCTACATCGAAGAAAATGGTGCAAGTATTA
ACTATGTGCGTACCAATGACACCGGTTTAACCTTCACCGATGCCAGCGCAGCAGGTATTGGCTCTACCGCTGTGGGGTATAACACTGT
TGCCAAAGGCGATAACAGCGTGGCCATGGGTTATAACTCTTTTGCCGAAGGCCATAGTAGCGTGGCCATCGGTCAGGGCAGCTACAGC
GGCGTTGAGACGAGTATTGCGCTGGGTAGCGAATCCGTCTCCAGCCGCGTGATTGTTAAAGGTTCTCGTAACACGAGCGTATCGGAAG
AAGGTGTTGTGATTGGTTATGACACCACGGATGGCGAACTGCTTGGCGCATTGTCGATCGGTGATGATGGTAAATATCGTCAAATCAT

CAACGTCGCGGATGGTTCTGAAGCCCATGACGCTGTTACTGTTCGCCAGTTGCAAAACGCCATTGGTGCAGTAGCAACCACACCAACC
AAATACTATCACGCTAACTCAACGGCTGAAGACTCACTGGCAGTCGGTGAAGACTCGCTGGCAATGGGCGCGAAAACCATCGTTAATG
GTAATGCGGGTATTGGTATCGGCCTGAACACTTTAGTTCTGGCTGATGCGATCAACGGTATTGCTATCGGTTCTAACGCACGCGCAAA
TCATGCCGACAGCATTGCTATGGGTAATGGTTCTCAGACTACTCGTGGTGCGCAGACCAACTACACTGCCTACAACATGGATGCACCG
CAGAACTCTGTGGGTGAGTTCTCTGTCGGCAGTGAAGACGGTCAACGTCAGATCACCAACGTCGCAGCGGGGTCGGCGGATACCGATG
CGGTTAACGTGGGTCAGTTGAAAGTAACGGACGCGCAGGTTTCCCAGAATACCCAGAGCATTACTAACCTGAACACTCAGGTCACTAA
TCTGGATACTCGCGTGACCAATATAGAAAACGGCATTGGCGATATCGTAACCACCGGTAGCACCAAATACTTCAAGACCAACACCGAT
GGCGTAGATGCCAACGCGCAGGGTAAAGACAGTGTTGCGATTGGTTCTGGTTCCATTGCTGCCGCTGACAACAGCGTCGCGCTGGGTA
CAGGCTCCGTGGCCAACGAAGAAAATACCATCTCTGTGGGTTCTTCTACCAACCAGCGCCGTATCACCAACGTTGCTGCCGGTGTTAA
TGCCACCGATGCGGTTAACGTTTCGCAACTGAAGTCTTCTGAAGCAGGCGGCGTTCGCTACGACACCAAAGCTGATGGCTCTATCGAC
TACAGCAACATCACTCTCGGTGGTGGTAACGGCGGTACGACTCGCATCAGCAACGTTTCTGCTGGCGTGAATAACAACGACGCGGTGA
ACTACGCGCAGTTGAAGCAAAGTGTGCAGGAAACGAAGCAATACACCGATCAGCGCATGGTTGAGATGGATAACAAACTGTCCAAAAC
TGAAAGCAAGCTGAGTGGTGGTATCGCTTCTGCAATGGCGATGACCGGTCTGCCGCAGGCTTACACGCCGGGTGCCAGCATGGCGTCT
ATTGGTGGCGGTACTTACAACGGTGAATCGGCTGTTGCTTTAGGTGTGTCGATGGTGAGCGCCAATGGTCGTTGGGTCTACAAATTAC
AAGGTAGTACCAATAGCCAGGGTGAATACTCCGCCGCACTCGGTGCCGGTATTCAGTGGTAA

SEQ ID NO: 31 (Shigella)

ATGAACAAAATATTTAAAGTTATCTGGAACCCTGCGACAGGGAATTATACTGTTACCAGCGAAACGGCAAAAAGCCGTGGCAAGAAAT
CTGGGCGCAGTAAGCTGTTAATTTCTGCGCTGGTTGCGGGTGGAATGTTGTCGTCGTTTGGGGCATTGGCGAATGCCGGGAATGACAA
CGGTCAGGGTGTTGATTACGGTAGTGGATCAGCTGGCGACGGCTGGGTTGCTATAGGCAAAGGGGCGAAAGCAAATACTTTTATGAAC
ACCAGTGGTTCCAGTACTGCTGTGGGTTATGACGCTATAGCTGAAGGCCAATATAGCTCTGCCATCGGGTCAAAAACCCATGCGATTG
GTGGTGCATCAATGGCCTTTGGGGTTAGTGCAATATCAGAAGGCGATAGAAGTATAGCACTGGGTGCCTCTTCGTATTCATTGGGCCA
ATACTCAATGGCCCTCGGCCGTTATTCAAAAGCATTGGGTAAATTGTCTATTGCTATGGGGGACTCTTCCAAAGCGGAAGGAGCAAAC
GCCATTGCCCTGGGGCGTAGCAGTGTAGCTAGCGGTACTGACAGCCTCGCATTTGGCAGACAATCACTTGCCAGCGCAGCGAACGCTA
TTGCGATAGGTGCTGAGACCGAAGCCGCTGAAAATGCAACTGCTATTGGCAATAATGCGAAGGCAAAAGGGACTAATAGCATGGCAAT
GGGGTTCGGAAGCCTTGCCGATAAAGTCAATACTATCGCATTAGGAAATGGCAGCCAGGCTCTGGCAGATAATGCAATCGCCATAGGC
CAGGGCAACAAAGCTGATGGCGTGGATGCCATCGCTCTGGGTAATGGTAGCCAGTCGAGAGGCTTAAACACCATTGCCTTAGGCACAG
CCAGTAATGCAACTGGTGATAAGAGTCTTGCGCTTGGTAGTAATAGCAGTGCCAACGGTATTAACTCTGTCGCGCTGGGCGCAGATTC
CATTGCGGATTTAGACAATACCGTCTCTGTCGGCAATAGTTCATTAAAACGCAAGATCGTTAATGTGAAAAATGGCGCGATCAAGTCT
GACAGTTACGATGCCATTAATGGTTCACAGCTTTATGCCATTAGCGACTCGGTAGCAAAAAAGGCTTGGAGGAGGGGCTGCAGTAGAT
GTTGATGACGGTACTGTTACAGCACCAACCTACAATTTAAAAAATGGTAGCAAAAATAACGTAGGGGCTGCGCTCGCTGTACTTGATG
AAAACACCCTGCAATGGGACCAAACCAAAGGCAAATACAGCGCTGCTCATGGTACTAGTAGCCCAACTGCCAGCGTAATCACCGATGT
TGCGGATGGCACGATTTCAGCCTCCAGTAAGGATGCGGTTAACGGTTCCCAACTGAAAGCTACCAATGACGATGTCGAAGCCAACACC
ACCAATATCACCAACCTGACGGATTCCGTTGGTGACCTTCAGGCTGATGCCCTGCTCTGGAACGAAACTAAAAAGGCATTCAGTGCAG
CTCACGGCCAGGATACCACCAGCAAAATCACCAACGTTAAAGATGCCGACCTGACGGCTGACAGCACTGATGCTGTTAACGGCTCTCA
GCTGAAAACCACCAACGATGCTGTGGCGACGAATACCACCAATATCGCCAATAACACTTCCAATATTGCCACTAACACCACCAACATC
TCTAACCTGACTGAGACGGTGACTAATCTTGGTGAGGATGCGCTGAAATGGGATAAGGACAATGGTGTATTCACGGCAGCTCATGGCA
CCGAGACCACCAGCAAAATAACCAACGTTAAAGATGGCGACCTGACGACTGGCAGCACCGATGCCGTTAACGGCTCTCAGCTGAAAAC
CACCAACGATGCCGTGGCGACGAATACCACCAATATCGCCACTAACACCACCAACATCTCTAATCTGACTGAGACGGTGACTAATCTT
GGTGAGGATGCGCTGAAATGGGATAAGGACAATGGTGTCTTCACTGCAGCTCATGGCAACAATACCGCCAGCAAAATCACCAATATCC
TGGACGGCACAGTCACTGCAACCAGTTCCGATGCCATTAACGGTAGCCAGCTTTATGACTTAAGCAGCAATATCGCCACCTACTTCGG
CGGCAATGCTTCTGTGAATACTGACGGTGTGTTTACCGGTCCAACCTACAAAATCGGTGAAACAAATTATTATAACGTCGGCGATGCA
CTGGCTGCGATTAACTCCTCATTTAGCACGTCTCTCGGCGATGCTCTGCTTTGGGATGCCACCGCAGGTAAATTCAGTGCCAAACACG
GTACTAATGGTGACGCAAGCGTGATCACTGATGTCGCAGATGGTGAAATTTCAGACTCCAGTTCTGACGCAGTAAACGGCTCACAACT
CCACGGCGTGAGCAGTTATGTTGTTGATGCGCTGGGGGGTGGTGCCGAAGTCAATGCAGACGGCACCATCACTGCGCCGACGTACACC
ATTGCTAATGCTGATTACGATAATGTCGGTGATGCCCTGAATGCTATCGATACCACTCCTGACGACGCTCTGCTCTGGGATGCGGACG
CCGGTGAAAATGGTGCATTTAGCGCCGCTCACGGAAAAGATAAAACTGCCAGTGTAATCACTAACGTCGCTAACGGTGCAATCTCTGC
TGCCAGCAGCGACGCGATTAACGGCTCACAACTCTATACCACCAATAAGTACATCGCTGATGCGCTGGGTGGTGACGCAGAAGTCAAC
GCTGACGGCACCATCACCGCACCGACTTACACCATTGCGAACGCCGAGTACAACAACGTCGGTGACGCCCTGGATGCGCTTGATGATA
ACGCCCTGCTGTGGGATAAGACTGCCAATGGCGGTGCTGGAGCCTACAATGCCAGCCATGACGGTAAAGCCAGCATCATCACTAATGT
CGCTAATGGCAGTATTAGTGAGGACAGTACCGATGCAGTGAACGGTTCTCAGTTGAATGCGACGAATATGATGATTGAGCAGAACACC
CAAATTATCAATCAGCTCGCTGGTAACACCGACGCAACCTATATCGAAGAAAATGGCGCTGGTATCAACTACGTTCGTACTAACGACA
ACGATTTAGCCTTTAACGATGCAAGCGCCTCTGGTGTCGGCGCTACAGCTGTAGGTTATAACGCTGTCGCGTCTGGTGCCAGCAGCGT
AGCCATTGGTCAGAACAGCAGCAGCACCGTTGATACCGGTATTGCGCTGGGTAGCAGCTCCGTTTCCAGCCGTGTGATTGCCAAAGGT
TCTCGTGACACTAGCGTAACGGAAAATGGCGTGGTGATTGGTTATGACACCACTGACGGCGAACTGCTAGGTGCATTGTCAATTGGTG
ATGACGGTAAATACCGCCAAATCATCAACGTAGCTGATGGTTCAGAAGCCCATGACGCCGTTACGGTTCGCCAGTTGCAGAACGCTAT
TGGAGCGGTCGCCACTACGCCAACCAAGTACTTTCACGCCAACTCAACGGCAGAAGACTCACTGGCCGTTGGTGAAGACTCGCTGGCA

ATGGGTGCGAAAACTGTCGTTAATGGTAATGCAGGTATTGGTATCGGTTTGAACACTCTGGTTCTGGCTGATGCGATCAACGGCATTG
CTATCGGCAGTAACGCACGCGCAAACCATGCAAACAGTATCGCAATGGGTAACGGTTCTCAGACCACCCGTGGTGCACAGACTGGCTA
CACCGCCTACAACATGGACGCACCGCAGAACTCTGTAGGTGAGTTTTCTGTCGGTAGTGAAGACGGTCAACGTCAGATCACAAACGTC
GCAGCTGGTTCAGCGGATACCGATGCGGTTAACGTGGGTCAGTTGAAAGTCACTGATGAGCGCGTAGCGCAAAATACCCAGAGCATTA
CTAACCTGAACAATCAGGTCACTAATCTGGATACTCGCGTTACTAATATCGAAAACGGTATTGGCGACATTGTCACCACCGGTAGCAC
CAAGTACTTCAAGACCAACACCGATGGCGTAGATGCCAACGCCCAGGGTAAAGATAGCGTTGCTATTGGTTCTGGTTCCATTGCTGCC
GCTGACAACAGCGTCGCACTGGGTACCGGTTCCGTTGCAGAGGAAGAAAATACAATCTCTGTAGGTTCTTCTACTAACCAACGCCGGA
TCACCAACGTAGCTGCCAGTGTTAATGCCACCGATGCGGTTAACGTGTCGCAGCTGAAATCTTCTGAAGCAGGCGGAGTGCGCTACGA
CACCAAAGCTGATGGTTCTATCGACTATAGCAATATCACCCTCGGTGGTGGCAACGGCAGTACGACTCGTATCAGCAACGTCTCCGCT
GGCGTCAACAACAACGACGCGGTGAACTACGCGCAGTTGAAGCAAAGCGCGCAGGAAACGAAGCAATACACCGATCAGCGGATGGTTG
AGATGGATAACAAACTGTCTAAAACTGAAAGCAAGTTGAGCGGTGGTATCGCTTCTGCAATGGCAATGACCGGTCTGCCGCAGGCTTA
TACACCGGGTGCCAGCATGGCTTCTATTGGTGGCGGTACTTACAACGGTGAATCGGCAGTTGCTTTAGGTGTATCGATGGTGAGCGCC
AATGGTCGTTGGGTCTACAAATTACAAGGTAGTACCAATAGCCAGGGTGAATACTCCGCCGCACTCGGTGCCGGTATTCAGTGGTAA

SEQ ID NO: 32 (Brucella melitensis)

ATGTCTTTTTTTAAAAAAAATATATCGATAACAGCCATGGGTGGCTTGATGTTGTCGCTTGCAGTCGACGCTGCGAAGGCGGAGGAAA
ATGTTTCGCAGGTGAAACTTCCTCCTGTTTTTGTTTTTGAGCTTGTTGAAAACCAGGGGCTGGCCAATATTGCTCTGATTCGACCTCG
AGTGATAGCGCCAGACAACAACCTACGTCCTGGGGGCATTGTGTCTGGGATCGCTGGTCTTTTGACTCTCGGGCAGGAGAACCGCAAC
CTAATTAGTGAAAATAGGCAAGTTATTAATAACAATACGACTGCCATTGGCCAGAATCGTACCTCGATTAGTACCAATGCCAAGGGCG
TTGCCGACAATAGGGCTGCTATCAGACAGAATAGTGCTGCGATTTCCGCTCTTGGCCAGCGAGTTGACGGGTTGCAAGGTCAGATCAA
CAGCGCCCGGAAAGAGGCACGTGCCGGAGCTGCAAATGCCGCTGCTCTTTCGGGGCTAAGATATGATAACCGTCCAGGCAAGGTGTCA
ATCGCTACCGGTGTTGGCGGCTTTAAAGGTAGCACCGCTTTGGCTGCTGGTATCGGTTACACAAGCAAGAACGAAAACGCTCGTTATA
ACGTGAGTGTAGCTTACAACGAAGCTGGCACATCCTGGAATGCAGGTGCAAGCTTTACGCTTAACTAA

SEQ ID NO: 33 (Brucella suis)

ATGTCTTTTTTTAAAAAAAATATATCGATAACAGCCATGGGTGGCTTGATGTTGTCGCTTGCAGTCGACGCTGCGAAGGCGGAGGAAA
ATGTTTCGCAGGTGAAACTTCCTCCTGTTTTTGTTTTTGAGCTTGTTGAAAACCAGGGGCTGGCCAATATTGCTCTGATTCGACCTCG
AGTGATAGCGCCAGACAACAACCTACGTCCTGGGGGCATCGTGTCTGGGATCGCTGGTCTTCTGACTCTCGGGCAGGAGAACCGCAAC
CTAATTAGTGAAAATAGGCAAGTTATTAATAACAATACGACTGCCATTGGCCAGAACAGCGATCGGATCGACGCCAATGCCAAAGGTG
TTGCCGACAATAGGGCTGCCATTGGCCAGAACAGCGGCCGGATCGACGCCAATGCCAAGGGCGTTGCCGACAACAAGGCTGCCATTGG
CCGAAACAGCGGTCGGATCGACGCCAATGCCAAGGGCGTTGCCGACAACAAGACTGCCATTGGTCGAAACAGTGGTCGGATCGATACC
AATGCCAAAGGTGTTGCCGACAATAGGGCTGCCATCAGCCAAAACCGCGGTCGCATCAATGCTAACGCAGCAGGTGTTGCTAGCAATA
GGGCTGCTATCAGACAGAATAGTGCTGCGATTTCCGCTCTTGGCCAGCGAGTTGACGGGTTGCAAGGTCAGATCAACAGCGCCCGGAA
AGAGGCACGTGCCGGAGCTGCAAATGCCGCTGCTCTTTCGGGGCTAAGATATGATAACCGTCCAGGCAAGGTGTCAATCGCTACCGGT
GTTGGCGGCTTTAAAGGTAGCACCGCTTTGGCTGCTGGTATCGGTTACACAAGCAAGAACGAAAACGCTCGTTATAACGTGAGTGTAG
CTTACAACGAAGCTGGCACATCCTGGAATGCAGGTGCAAGCTTTACGCTTAACTAA

SEQ ID NO: 34 (Ralstonia solanacearum)

GTGGTTTTCAGCGCCATGCCGCAATACGCTTGCGCAGAAATGTTGCTGCAAAACGATCCGGGAACGAATTGTGGAAGCGTGGGTGATG
CATATGCCTGGGCGCGAGGCGATGGGTATTCGGGTTGTAAGGTCGGTTACGAAGCCGCAAAAAATTTGGCAAAGGGCACAGCATTCGG
CAATAGCCTGGGTCAACTATCGCCTGGTACGAACATTCTCGTCTACGGGTCGACGCTCCGTGCTGGTATGAATGACGAAGTGACACCC
CTCGATTCGATGAATATCGGTGGCCATCTCGACGTATGGGGAGCCAGCGGCTTTCACGGCGGTGTCGATATGAATAATTCCGCCATCA
AAAACCTTGCTGACGGCACGCTGTCGGCCACCAGCACCGAGGCGGTGACTGGCAGGCAACTGAACGCCACCAACACGAACATCACCAA
TCTGCAGAACAGCATCAAGAGCATCAGCAGTTCGGCGAGCCTGGTGCAGCAGTCGGCCGCGGGCAAGGACATCACAGTGGCCAAGGAC
CTGGACGGTGACGCGGTGGACTTCAGCGGCAAGAAGCTGAGTGACAGCACGACGTTTTCGCGCAAGCTGACGGGTGTGGCGGAGGGGA
CGTTGTCGGCGACGAGCACGGATGCGGTGAGCGGCAAGCAACTCTATACGACCAACCAGAACCTGAGCACGACCAACCAGAATCTGGC
GGACACGAACAAGAGCCTGGCCGAGACGAACAAGAACGTGTCGGCGACCACGACCAACATCACGAACCTGCAGAACACCATCAAGAAC
ATCAGCGGCGGCTCGGCGGGTCTGGTGCAGCAATCGGCCGCGGGCAAGGACATCACGGTGGCCAAGGACCTGGACGGTGAGGCGGTGG
ACTTCAGCGGCAAGAAGCTGAGCGACAGCACGACGTTCTCGCGCAAGCTGACGGGTGTGGCGGAGGGGACGCTGTCGGCGACGAGCAC
GGATGCGGTGAGCGGCAAGCAGCTCTATACGACGAACCAGAATCTGGCGAGTACCAACAAGGACCTGGCCAATACCAACACGCGCCTG
ACGACGGCCGAGGGCAATCTGTCGTCGAACACGACGAGCATCACGAACCTGCAGAACACCATCAAGAACATCAGCGGCGGCTCGGCGG
GTCTGGTGCAGCAATCGGCTGCGGGCAAGGACATCACCGTGGCCAAGGACCTGGACGGTGACGCGGTGGACTTCAGCGGCAAGAAGCT
GAGCGACAGCACGACGTTCTCGCGCAAGCTGACGGGTGTTGCGGAGGGGACGTTGTCGGCGACGAGTACCGATGCGGTGAGCGGCAGG
CAGCTCTATACGACCAACCAGAACCTGAGCACGACGAACCAGAATCTGGCGGACACGAACAAGAGCCTGGCCGAGACGAACAAGAACG
TGTCGGCGACCACGACCAACATCACGAACCTGCAGAACACGGTGAACAACATCAGCAGCGGTTCGGCGGGTCTGGTGCAGCAATCGGC
AGCGGGCAAGGACATCACAGTGGCCAAGGACCTGGACGGTGACGCGGTGGACTTCAGCGGCAAGAAGCTGAGTGACAGCACGACGTTC
TCGCGCAAGCTGACGGGTGTGGCGGAGGGGACGCTGTCGGCGACGAGCACGGATGCGGTGAGCGGCAAGCAGCTCTATACGACCAACC
AGAACCTGAGCACGACCAACCAGAATCTGGCGGACACGAACAAGAGCCTGGCCGAGACGAACAAGAACGTGTCGGCGACCACGACCAA

CATCACGAACCTGCAGAACACGGTGAACAACATCAGCAGCGGTTCGGCGGGTCTGGTGCAGCAGTCGGCCGCGGGCAAGGACATCACG
GTGGCCAAGAACCTGGACGGTGACGCGGTGGACTTCAGCGGCAAGAAGCTGAGTGACAGCACGACGTTTTCGCGCAAGCTGACGGGTG
TGGCGGAGGGGACGCTGTCGGCGACGAGCACGGATGCGGTGAGCGGCAAGCAGCTCTATACGACCAACCAGAATCTGGCGAGTACCAA
CAAGGACCTGGCCAATACCAACACGCGCCTGACGACGGCCGAGGGCAATCTGTCGTCGAACACGACGAGCATCACGAACCTGCAGAAC
ACCATCAAGAACATCAGCGGCGGCTCGGCGGGTCTGGTGCAGCAATCGGCTGCGGGCAAGGACATCACCGTGGCCAAGGACCTGGACG
GTGACGCGGTGGACTTCAGCGGCAAGAACCTGAGCGACAGCACGACGTTCTCGCGCAAGCTGACGGGTGTTGCGGAGGGGACGTTGTC
GGCGACGAGTACCGATGCGGTGAGCGGCAAGCAGCTCTATACGACCAACCAGAACCTGAGCACGACGAACCAGAATCTGGCGGACACG
AACAAGAGCCTGGCCAAGACGAACAACAACGTGTCGGCGACCACGACCAACATCACGAACCTGCAGAACACGGTGAACAACATCAGCA
GCGGTTCGGCGGGTCTGGTGCAGCAGTCGGCAGCGGGCAAGGACATTACGGTGGCCAAGGACCTGGACGGTGACGCGGTGGACTTCAG
CGGCAAGAAGCTGAGCGACAGCACGACGTTCTCGCGCAAGCTGACGGGTGTGGCGGAGGGGACGCTGTCGGCGACGAGCACGGATGCG
GTGAGCGGCAAGCAGCTCTATGCGACGAACCAGAATGTGTCGAAGTTGTCGGCGAACGTCACGGACGTGAGTGATAGCGTCACCAACA
TCAAGAACACGATGAACACCATCGTGAACGGCGGCGGGCTCAAGTACTTCCACGCGAACTCGACGCTGGACGATGCGCAGGCGATGGG
CCTCGAGTCGATCGCGTTCGGCGGCGCAGCCGTCGCGGCCGGTATGAACTCGATGGCGATGGGCGGCAATGCCCGGGCGGTGGCGGGC
AACGCTGTGGCCTTGGGCGCGGGTTCGGTGGCGGACCGCGCGAACACGGTGTCGGTGGGCTCGGCGGGCAAGGAGCGCCAGATCACCA
ACGTGGCGGCCGGTACGGCGGACACGGATGCCGTGAACGTTGCCCAGCTGAAGGCGGCCGGCATCATCAACGGCAGCGGCAGGACCAA
CGCCACGGTGACGTACGGCACCAACGCAGACGGCTCGGCGGACTACGGCAACGTGACGCTGGGCGGCGGCAACGCGCCGGCCGGCACG
GCGATCCACAACGTCGCGGCCGGCACGGCCGAGACCGACGCGGTGAACGTCAGGCAGATGAACGCGGCCATTGCCAGCGTGCAGAAGG
TGAGCAACACCAACGACCCGATGTTCGCGGCGGATGGCGACCGCGCTGTCAAGCGCGCGAGCGCCAAGGGCACGCATGCCACGGCGAT
GGGTGCCGCGGCCAGCGCGGGCGGCGACCAGTCGGTCGCGACGGGCCACAACGCGCAGTCGGGCGGCGACAGCTCGGTCGCGATGGGC
GCGAATGCGAAGGCGACGGCGAATCATGCGGTTGCCGTGGGCTCGGGTTCGGTAGCGAACCGCGCGAACACGATGTCGGTGGGCTCGG
CGGGCAGCGAGCGCCAGATCACCAATGTTGCGGCCGGTGTGCAGGGTACCGATGCGGTCAACGTGAGCCAGCTGAGCCAGGCGGTCTA
TGCGGCCGTCGGCGATCTGCCGGCGGGCACGACGGCCAGGCAGTACACGGATGAGCAGATCGGCATGGTGCGGCAGGGGATCAGCCAG
GTGGCGCGCGGCGCTTACAGCGGTATCGCGGCGGCGACCGCGCTGACGATGATTCCGGACGTCGATCAGGGCAAGTCGATCGCGATCG
GTATCGGCAGCGCGACCTACAAGGGCTATCAGGCGGTTGCGCTGGGCGCCTCGGCACGCATCTCGCACAACCTGAAGGCCAAGATGGG
CGTGGGCTACAGCAGCGAAGGCACGACGGTCGGCATGGGCGCGTCGTATCAGTGGTAA

SEQ ID NO: 35 (Sinorhizobium meliloti)

GTGGCGCTGGGACGCCAATCGGTCTCGGCCGGCAGCGGTTCACTTGCATTCGGTAACGGTAGTTACGCGAATTCAAACGGATCGGTTG
CCATCGGGCAGTCTGCATACGCGGCCAATGTTCGGGCAATCGCAATCGGTGGAGATGATGCCTTCGCTTGGCGAGAGGCCGAGCAGAC
CAAGGCCGGGGGCTCCCAGTCGATCGCCATGGGCGTGCGTGCGCGTACGAAATCGCTGGTAGTCGACGACCCGGATACGGTGGCCAAC
GAAGCGGACCCGGGCGGCGCGTCTGATGCCATTGCAATCGGTACGGATGCACAGGCCAATGGCGACCGGTCTCTCGCCATCGGCAGAC
AGAATCAGGCCGGCAATGAGCAATCCATCGGCATCGGCGCGGGCAACACGGCAACAGGCAAACTCTCGATCGGCATCGGCAGCAGCAA
CGTGGCCAGCGGCGAGCAATCCCTAAGCCTCGGCGCCGGCAACAATGCCCTGGGGCAGGGCTCCATCAGCATCGGTACCGAAACCACA
GCCGGCGGTCTCCGGTCGATCGCTTTCGGCGTGCGCGCGAGTACGAAAGAAGCCAATCTAGATATTCCGGATGACGTGGCCGCGATCG
ACGCCATCGCTATCGGTACCAATACCAAGGCCAACGGCGACCGGTCCGTCAGCATCGGAACGGGCAGTCAAGCCAGCAGCGGAGCCGT
CAGTATTGGCGATGCAGCCAAGGCTGTGGGTGACAAATCCGTCAGTATCGGTACCGAAAGCTGGGCCGATGGCGACGAATCGGTCAGC
ATCGGCCTCGTCAACAACGCCGGGTTTGAAGGGAATGACCGAATCAAAGGCGGGCAAACCTCTGTCAGCCTGGGAGCCTTCAATCAGT
CGCCGGGCATCGAGGCCATTGCTATCGGTGCCAGAAACGAAGCCAATGCGGATCGGTCGATTGCAATCGGCTCGCGTGCGAAAACGAA
GGCCGCCGATCCGGCGCAGGCGGACGGCGGTGCGCGCGACGCCGTCGCTATAGGCACGGATGCGCTGGCCAACGACGACCGGTCCATC
AGCATAGGCTGGAATAGCAGTACCTCCCTGAACGATTCCATCAGCATCGGTACCCGAGCCACGTCGGGATCGGCGGGCGATATCATGA
TCGGCACAGGTTCAGGGACTGGTTCCACCTCCGGTCAGAACAATGTCGCCCTCGGCGTTGCGGCCAGTCAGAAGGTGAAGGGGTCGTC
AAACATAGCGATCGGCGATTCGGCGGGCGGTTCCCGGGAAGGCGATAACAACGTCGCCATAGGCACCAATGCGGGAATCCAGTTTTCC
GAGAGCGAACATGAGACCGCCGTGCGCGCCGACCTCGTGGTCAGTGACGCGGTGAGCATCGGCAATGAGGCGCTGGCGAGCGCCGATG
AAGCCATCGCAATCGGCACCGGCGCCGTGGCTTCCGGTTTGAAGTCCATCAGCATCGGCGTCGGAAATACCGTCAGCGGCGCTTCGAG
CGGCGCCATCGGCGATCCGACCGATATCACCGGTACCGGCTCCTACTCGCTGGGCAACGACAACACCATCGCCGCCGACAACGCCGGC
ACCTTCGGCAACGACAACACATTGGCGGATGCCGCCGATGGCAGCCGCGTCATCGGCAACGGCAACAATATCGATGTGTCCGATGCCT
TCGTGCTCGGCAATGGTGCCGACGTCACCGAAGTCGGCGGCGTGGCGCTGGGTTCCGGCTCGGTTTCGGATACGGGTGCCGACGTGGC
GGGCTATGTGCCGGGCGGGGCCTCGACGGCCGACCAAAACGCCATCGAGGCGACGCAGAGCACGCGCGGCGCGGTCGCCGTCGGCAAT
CCGGACGCCGAAACCGGCGTCTACCGCCAGATCACAGGTGTCGCCGCCGGCACGGCCGACTCCGATGCCGCCAACGTGGCCCAGCTCA
AATCGGTCGAGACGATCGCCAAGACAGGCTGGAAGCTCACGACGGACAGCGGCAGCATCGACGGCATCGGGCCGGGCGACGAGTTGGT
CCTCAAAGGCGGCGACGGCAATATCGTGATCAGCAATCAGATCTTGAGCAACGACGTGAGCATCGATCTGGCCGATGAGATCGAGGTG
AACAGGGTGACGGCGAGAGATCCCGACACGGGTGCATCCACGGTGCTGGACGAGAACGGCCTGAGCTTCACGACGCAGGACGCGAACG
GGGAGGACACGGCGCTCGGCCCGCGCGTGACGGCGGCGGGCATCCAAGCGGCCGGCAAAATCACCAATGTCGCTGCGGGCGAGGCCGA
CACCGACGCGGTGAACTTTTCCCAGCTCAGGCAAGTCGAGACCGCATCGGGCAATACCGACCAGCGGGCGGTCAAATATGACTGGACC
GACGCCAATACGAATGGCGTGATCGATGAGGGCGAACTCAACCTCGATAGCGTGACCCTTGCCGGGGGCATGGGCGGCACCAGGATCT
CCAATCTTGCGCCCGGCGCCTTGAGCGCGGCATCGACCGATGCCGTCAACGGCAGCCAGCTCTTCGGGCTTCGCAGCCGCGTATCCAA
CGTGGCCGTCGCCCTGGGCGGGGGAGCCGCCTATGACCCTGTCAAGGATGAGTGGATCGCCCCGAAATACACGATCGGCGGCACCGAC

TACAGCAATGTCGGCGACGCGCTGGCGGCGGTGGGCGGCACGGCCGGTGCCGGCTGGAGCCTCTCGGCGCAGGGTGCGAACGCGTCCA
ATGTCGCGCCGGGCGAGACGGTGGATCTTCGCAGCGGCGACGGCAATATCGTCGTCAGCAAGGCGGAGACCGGCGACACCGTGAGCTT
CGACCTGGCCGACGATCTGGACGTCTCCGAAAGCATCACGGTGGGTGCCGATCCCGCCGATCCGAATGCGCCGACCACTGTTATCACC
GGCGGTTCGATCGTGATCGGCAGCACCATGCTCGGCAGCAACGGCCTGGTCATCACCGGGGGGCCGAGCGTCACGACCGATGGCATCG
ATGCCGGCGGCATGAAGGTCACGAATGTGGCAAACGGTACGGTGGCGAAGGATTCGAAGGATGCCGTCAACGGCGGCCAGCTCTTCGA
CGTCGTTGCGAATGCCACTGCGAATGGCGTCGGCTATGACGACAAAAGCAAGGGCACCCTGACGCTGGAGGGGGCTAACGGCACCAAG
ATCACCAATGTCGCCGCGGGCGACCTGAACGCGAACTCGACCGACGCGGTCAACGGCAGCCAGCTTTACGCCACGAACGTGAAGGTCG
ATCGGCTCGATACCGAAGTGAAAGAGATCGACAGCCGCGTAACCTATATCGAGAGCTTCCAGGGCGATCTGGAGAACGCTGCCGTCTA
TGATACCGACGCTGCCGGCAAGAGGCTCAACACGCTGACGCTCGAGGGAGGAGATCCCGACAAGCCGGTGCTCATCGCCAATGTGGCC
AAGGGCGTGAAGGCGACCGACGCCGTCAATGTCGGCCAGCTCGACGAAAGCGTCGCGGAAAGCAAGAGCTACACGGACGAAAAGACCG
AGTGGGCGATCGATCAGGCGGCCATCTACACCGACCAGGTTATCGAGACCAAGGTGAGCGCGGTGAACAATTATGCGCAACAACGGTT
CGCGCAGCTCTCGGGCGAGATCGGGCAGGTTCGGAGCGAAGCGCGGCAAGCCGCCGCCATCGGACTTGCGGCGGCCTCGCTGCGCTTC
GACAATGAGCCGGGCAAGCTGAGCGTGGCGCTCGGCGGCGGCTTCTGGAGAAGCGAAGGGGCGCTCGCCTTCGGTGCCGGCTACACCA
GCGAAGACGGACGCGTCCGGGCGAACCTGACCGGTGCTGCGGCCGGGGGGAACGTCGGTGTCGGTGCCGGCCTCAGCATCACGCTCAA
CTGA

SEQ ID NO: 36 (Bradorhizobium japonicum)

GTGCGGGCCTTCGGCTCCGGCAACGCCATCAACGGCACCAACTACGCGGCCGTCGGCTCCAACAACGTCGTCGCCGGCAACAACGGCG
CGGTTGTCGGCTCCGGCAACGGCGTCACCGGCGACAACACCGCGGCCTTCGGCTCCAGTATCGGCATCGCCGGCGGCAACAACGCGGC
TGTCGGCTCCTTCAGCACCGTCACCGGCAGCAACAGCGCGGCTGTTGGCTCCTTCAACAACGTCAGCGGCAATAACAGCGGCGCCTTT
GGCACCGGACAGAACATCCGCGGTAACGGCACGTTCGCCATCGGCGATCCCAACATCGTCAACGGCAACAACAGTTTGGTGTTCGGCG
ACAACAACACGGTGAACGGGTCCAATGTGGCGGGTCGCGGCGACAACATCCAGCTGGTCGGCTCGAACAACACCATTGCGGCAACGTC
CAGCGCCGCCGGCTCATCCGTGTTCGGCAGCGGCAACACCGTCAACGCCACCAATGCCGTGGTGATGGGCAACAACAGCACCGTCTCC
GGCGCGTCCTCTGTCGCGATCGGCAATGGCACGGCCGTTACCGGCATCAACGCGATCGCGATGGGCACCGGCGCCGGCGCGAATTTCG
ACAACTCGGTCGCGATCGGCAGCGGCGCGACCACGACGCGCGCCAACCAGGTCGCAGTCGGCACCGCCAGCAGCACCTACACGATGAG
CGGCATCACCTCGGCTGCGAGCAAGGCGGCGCAGTCCGGACCGACCCAGCTCGTCACATCGGACGCGGCCGGCAATCTGGCGACCACC
TCGCTGGCTGGCCTCGGACTTGCCTCCGCCGGCGACATCAACGGAATCAACTCCCAACTGGCCGCCCTCAACGGCCGCGTCGACAACC
TGACACGGGAGTCGCGCGGCGGCGTGGCGTTGGCGCTCGCGGCGTCCAGCCTGCAATTCGATCCTCGCCCCGGCAAGATCTCGGTCTC
CGGCGGCTTCGGCAATTTCCAGGGACAATCCGGCCTCGCGGTCGGCCTCGGCTATTCCTATTCGGACGCCATGCGCTTCAACGCGGCG
TTCACGGCCGCACAGCAAGGCGCCATCGGCGTCAGGGCCGGCGCGTCGTGGACGCTGAACTGA

SEQ ID NO: 37 (NadA)

MSMKHFPSKVLTTAILATFCSGALAATSDDDVKKAATVAIVAAYNNGQEINGFKAGETIYDIGEDGTITQKDATAADVEADDFKGLGL
KKVVTNLTKTVNENKQNVDAKVKAAESEIEKLTTKLADTDAALADTDAALDETTNALNKLGENITTFAEETKTNIVKIDEKLEAVADT
VDKHAEAFNDIADSLDETNTKADEAVKTANEAKQTAEETKQNVDAKVKAAETAAGKAEAAAGTANTAADKAEAVAAKVTDIKADIATN
KADIAKNSARIDSLDKNVANLRKETRQGLAEQAALSGLFQPYNVGRFNVTAAVGGYKSESAVAIGTGFRFTENFAAKAGVAVGTSSGS
SAAYHVGVNYEW

SEQ ID NO: 38 (YadA)

MTKDFKISVSAALISALFSSPYAFADDYDGIPNLTAVQISPNADPALGLEYPVRPPVPGAGGLNASAKGIHSIAIGATAEAAKGAAVA
VGAGSIATGVNSVAIGPLSKALGDSAVTYGAASTAQKDGVAIGARASTSDTGVAVGFNSKADAKNSVAIGHSSHVAANHGYSIAIGDR
SKTDRENSVSIGHESLNRQLTHLAAGTKDTDAVNVAQLKKEIEKTQENTNKRSAELLANANAYADNKSSSVLGIANNYTDSKSAETLE
NARKEAFAQSKDVLNMAKAHSNSVARTTLETAEEHANSVARTTLETAEEHANKKSAEALASANVYADSKSSHTLKTANSYTDVTVSNS
TKKAIRESNQYTDHKFRQLDNRLDKLDTRVDKGLASSAALNSLFQPYGVGKVNFTAGVGGYRSSQALAIGSGYRVNENVALKAGVAYA
GSSDVMYNASFNIEW

SEQ ID NO: 39 (Consensus)

MXXMKXXKXXLLAXAIXAXFSXGALAAXTXDXXXTGPEAXXVXIXPXAXXXLXXXXXXXXXXXXXXXGLXAXAXXXXSSXADAEAXVFK
GLXXXXXXPNIXTXXXXXQTKDQIAMLIRXXXNLXENKXXVXXXVAAIKXIPKDLIAKXADVDXXXXXVXXAXXRXTXAXNNLKSGHS
SHVAANHGYSIAIGDRSKTDRENSVSIGHESLNRXLXXXAXKXKEEXXENIAQIDXNXEQXXEXXDKXXEXXNXXXXXLAXXXXXAXX
XAXXVNLXXXXXXXXXXXXXTTXNXLXQKIAEXKXNXDAXKXKAXXXXXXXXXXXXXXXXXXAXNTKDIXXLXTXXXDXXXNSAXXAA
XTXXIATEXSXXFEXXXXKXXQXXQXIANNXTXVAIXEQXIXXNTARIDXLDNRVNXLDKEXKAGLASQAALSGLFQPYNVGKLNVSA
AVGGYXSXXAXAIGXGSXRFNENXAAKAGVAXDTQXGGSSAGYXVGVNFEW

SEQ ID NO: 40 (primer)

TATCGGCAAACGACGCAAGC

SEQ ID NO: 41 (primer)

GGGCGATTAGCCATTGATAC

SEQ ID NO: 42 (primer)

AACGGTTGATGCCGCACTAG

SEQ ID NO: 43 (primer)

GTGTTGATAGGTGGCACTACTG

SEQ ID NO: 44 (primer)

GCAGAGAAAGCAAAAGGTGATTC

SEQ ID NO: 45 (primer)

CAAAATTCTGCAGACATCGCAAC

SEQ ID NO: 46 (primer)

CAAACTGCAGTTGCTGTAGG

SEQ ID NO: 47 (primer)

ACCTACAGCAACTGCAGTTTG

SEQ ID NO: 48 (primer)

CAACTCCCTCTTCTAAAGCTG

SEQ ID NO: 49 (primer)

AGTAGTGCCACCTATCAACAC

SEQ ID NO: 50 (HadA)

CGACGCAAGCCAAGTAATAGTAATATTTAATTAGGTATGATGTAAATTCTGCTTGAGGCAAATTTTACATAGGAAATTTTTCTATATT
GCTTTAACGTTTTTTTATAGTAGAAGTATATACTCAGTTATGGTTATGGTTACATAGTATAGTTTTACTTTGTTCTAGTTCACTTTAA
TAACCTTAAATAATTGAGGATTTCTTATGAAAAGAAATTTATTAAAACAATCTGTAATCGCTGTGTTGATAGGTGGCACTACTGTTTC
TAATTATGCTTTAGCACAAGCACAAGCACAAGCACAAGTCAAAAAAGATGAACTTAGTGAGTTAAAGAAACAAGTAAAGGAAATGGAT
GCTGCTATCGATGGTATTCTTGATGATAATATTGCTTATGAAGCTGAAGTTGATGCAAAACTTGATCAGCATTCTGCTGCTCTTGGTA
GACATACAAATAGACTCAATAATCTTAAAACGATTGCAGAGAAAGCAAAAGGTGATTCAAGTGAAGCACTTGATAAAATTGAAGCTCT
TGAAGAACAAAATGATGAGTTTTTAGCGGATATTACAGCTTTAGAAGAGGGAGTTGATGGTTTAGATGATGATATCACAGGTATTCAA
GATAATATTTCTGATATAGAAGATGATATTAATCAAAATTCTGCAGACATTGCAACTAACACAGCGGCAATCGCAACTCACACTCAAC
GTCTTGATAATTTAGATAACAGAGTAAATAACCTTAATAAAGATCTTAAACGTGGTCTTGCTGCTCAAGCTGCATTAAATGGTTTATT
CCAACCGTATAACGTAGGTAAATTAAATCTTACTGCTGCTGTAGGTGGTTATAAATCTCAAACTGCAGTTGCTGTAGGTACTGGTTAT
CGTTATAACGAAAATATCGCGGCTAAAGCAGGTGTTGCTTTCACTCATGGTGGCAGCGCAACTTATAATGTTGGCGTAAATTTTGAAT
GGTAATTAGATAACTAATTTTCCATAACAGAAAATAAATACCTGTTTTTGAGTAATATCAGAAACAGGTATTTTTTTATAGGCTTCGT
TTCGCACACTCGTTACTAGTGTGGATATGTGAATAAAATCAATAATATTTGGAGTATTTCATCTATTTTATTAATTTTGTTAGCGGAT
AAAATAACTTTCTGTGTGTTCCTCCAAATTCTTTAAATTCAATAAACCCTAATCGTTCATAAAACGAGCTGGCATCATCATTTTTTGC
TTCAACGACTAAAATTGTAGCAGCTACCGTAGCATTCTTAATCTTATGAATGGCGTCTGCAATTAGAAACTTTCCATACCCTTGCTTC
TGGAAATTCGTATCAATGG

SEQ ID NO: 51 (HadA)

MKRNLLKQSVIAVLIGGTTVSNYALAQAQAQAQVKKDELSELKKQVKEMDAAIDGILDDNIAYEAEVDAKLDQHSAALGRHTNRLNNL
KTIAEKAKGDSSEALDKIEALEEQNDEFLADITALEEGVDGLDDDITGIQDNISDIEDDINQNSADIATNTAAIATHTQRLDNLDNRV
NNLNKDLKRGLAAQAALNGLFQPYNVGKLNLTAAVGGYKSQTAVAVGTGYRYNENIAAKAGVAFTHGGSATYNVGVNFEW

SEQ ID NO: 52 (HadA C-terminus)

TGYRYNENIAAKAGVAFTHGGSATYNVGVNFEW

SEQ ID NO: 53 (Gene downstream of HadA)

ATGATAAATGAAAATTTAGCATATTTAAGTGTATTACCCTTAGAAGATGTAAAGATTGAGAGAAGTTCATTTTCTTGTTCAGTTGAAC
CTTTAGAAAACTACTTTCATAAGTACGTTTCTCAAGATGTAAAGAAAGGGCTTGCAAAGTGTTTTGTGCTTATAAATGCACAACCATC
TAGGATTGTTGGCTATTACACTTTATCGGCATTATCAATACCAATTCCAGATATACCCCAAGAACGAATAAGTAAAGGCGTACCATAT
CCTAATATTCCTGCTGTTTTAATAGGGCGATTAGCCATTGATACGAATTTCCAGAAGCAAGGGTATGGAAAGTTTCTAATTGCAGACG
CCATTCATAAGATTAAGAATGCTACGGTAGCTGCTACAATTTTAGTCGTTGAAGCAAAAAATGATGATGCCAGCTCGTTTTATGAACG
ATTAGGGTTTATTGAATTTAAAGAATTTGGAGGAACACACAGAAAGTTATTTTATCCGCTAACAAAATTAATAAAATAG

SEQ ID NO: 54 (Sequence encoded by SEQ ID NO: 53)

MINENLAYLSVLPLEDVKIERSSFSCSVEPLENYFHKYVSQDVKKGLAKCFVLINAQPSRIVGYYTLSALSIPIPDIPQERISKGVPY
PNIPAVLIGRLAIDTNFQKQGYGKFLIADAIHKIKNATVAATILVVEAKNDDASSFYERLGFIEFKEFGGTHRKLFYPLTKLIK

SEQ ID NO: 55 (Histone acetyltransferase)

MINENLAYLSVLPLEDVKIERSSFSCSVEPLENYFHKYVSQDVKKGLAKCFVLINAQPSRIVGYYTLSALSIPIPDIPQERISKGVPY
PNIPAVLIGRLAIDTNFQKQGYGKFLIADAIHKIKNATVAATILVVEAKNDDASSFYERLGFIEFKEFGGTHRKLFYPLT

SEQ ID NO: 56

GCAAGCCAAGTAACAGTAATGTTTAATTAGGTATGATTTAAATTCTGTTTTATATCACACTAGCAATGTGGGTTTCTTGTATTGGTAT
TAACTAAATTACGCATTAATAAAGCGTAATTTAAGTTAATATCTTGTGGTACATTTAAGAATACAAAATGCCCATCACCTAGTG

SEQ ID NO: 57

GCAAGCCAAGTAACAGTAATGTTTAATTAGGTATGATTTAAATTCTGTTTTATATCACACTAGCAATGTGGGTTTCTTGTATTGGTAT
TAACTAAATTACGCATTAATAAAGCGTAATTTAAGTTAATATCTTGTGGTACATTTAAGAATACAAAATGCCCATCACCTAGTG

SEQ ID NO: 58

GCAAGCCAAGTAACAGTAATGTTTAATTAGGTATGATTTAAATTCTGTTTTATATCACACTAGCAATGTGGGTTTCTTGTATTGGTAT
TAACTAAATTACGCATTAATAAAGCGTAATTTAAGTTAATATCTTGTGGTACATTTAAGAATACAAAATGCCCATCGCCTAGTG

SEQ ID NO: 59

GCAAGCCAAGTAACAGTAATGTTTAATTAGGTATGATTTAAATTCTGTTTTATATCACACTAGCAATGCGGGTTTCTTGTATTGGTAT
TAACTAAATTACGCATTAATAAAGCGTAATTTAAGTTAATATCTTGTGGTACATTTAAGAATACAAAATGCCCATCGCCTAGTG

SEQ ID NO: 60

GCAAGCCAAGTAACAGTAATGTTTAATTAGGTATGATTTAAATTCTGTTTTATATCACACTAGCAATGCGGGTTTCTTGTATTGGTAT
TAACTAAATTACGCATTAATAAAGCGTAATTTAAGTTAATATCTTGTGGTACATTTAAGAATACAAAATGCCCATCGCCTAGTG

SEQ ID NO: 61

GCAAGCCAAGTAACAGTAATGTTTAATTAGGTATGATTTAAATTCTGTTTTATATCACACTAGAAATGAGGATTTCTTGTATTGGTAT
TAACTAAATTACGCATTAATAAGGCGTAATTTAAGTTAATATCTTGTGGCACATTTAAGAATACAAAATGCCCATCGCCTAGTG

SEQ ID NO: 62

TTAGGTATGATTTAAATTCTG

SEQ ID NO: 63

ATAGTATAGTTTTACTTTGTTCTAGTTCACTTTAATAACCTTAAATAATTGAGGATTTCTTATGAAAAGAAATTTAT

SEQ ID NO: 64

CCGACGCAAGCCAAGTAATAGTAATATT*TAA*TTAGGTATGATGTAAATTCTGCTTGAGGCAAATTTTACATAGGAAATTTTTCTATAT
TGCTTTAACGTTTTTTTATAGTAGAAGTATATACTCAGTTATGGTTATGGTTACATAGTATAGTTTTACTTTGTTCTAGTTCACTTTA
ATAACCTTAAATAATTGAGGATTTCTTATGAAAAGAAATTTATTAAAACAATCTGTAATCGCTGTGTTGATAGGTGGCACTACTGTTT
CTAATTATGCTTTAGCACAAGCACAAGCACAAGCAC

SEQ ID NO: 65

AGGATACGAAAAATATCGGCAAACGACGCAAGCCAAGTAACAGTAATGTTTAGGCTTGTATAGTATAGCTTTGCTTTGTTCTAGTTCA
ATTTAATAATCTTAAATAATTAAGGATTTCTTATGAAAAAAAATTTATAGGCTTCGTTTCGCACACTCGTTGCTAGTATAGATATGTG
AATA