



US00D744010S

(12) **United States Design Patent**  
**McCartney**

(10) **Patent No.:** **US D744,010 S**

(45) **Date of Patent:** **\*\* Nov. 24, 2015**

(54) **WHEEL CLEAT GUARD**

(71) Applicant: **Bernard McCartney Limited**,  
Stockport (GB)

(72) Inventor: **Robert Anthony McCartney**, Stockport  
(GB)

(73) Assignee: **Bernard McCartney Limited** (GB)

(\*\*) Term: **14 Years**

(21) Appl. No.: **29/489,175**

(22) Filed: **Apr. 28, 2014**

(51) **LOC (10) Cl.** ..... **15-03**

(52) **U.S. Cl.**  
USPC ..... **D15/28**

(58) **Field of Classification Search**  
USPC ..... D15/10, 20, 28; 305/100, 107, 110,  
305/115; 301/43, 45, 46, 47, 48, 49;  
172/538, 540, 547, 554, 559, 606, 608,  
172/610, 112  
CPC ... E01C 19/26; E02D 3/039; Y10T 29/49968;  
Y10T 29/49895  
See application file for complete search history.

(56) **References Cited**

U.S. PATENT DOCUMENTS

5,330,260	A *	7/1994	Freeman	.....	305/110
D386,191	S *	11/1997	Bruns	.....	D15/28
5,733,020	A *	3/1998	McCartney et al.	.....	305/107
5,769,507	A *	6/1998	Brockway	.....	301/43
6,076,843	A *	6/2000	Sewell	.....	280/157
D446,529	S *	8/2001	Park	.....	D15/139
6,991,401	B1 *	1/2006	Caron	.....	404/124
D547,332	S *	7/2007	Degelman et al.	.....	D15/17
D553,649	S *	10/2007	Hill	.....	D15/20
D594,477	S *	6/2009	Dawson et al.	.....	D15/20

D607,473	S *	1/2010	Haubrich et al.	.....	D15/20
D615,563	S *	5/2010	Brockway	.....	D15/28
D643,862	S *	8/2011	Barnes et al.	.....	D15/133
D643,863	S *	8/2011	Barnes et al.	.....	D15/133
8,007,200	B2 *	8/2011	Brockway	.....	404/124
D647,118	S *	10/2011	Parker et al.	.....	D15/148
D654,513	S *	2/2012	McPhail et al.	.....	D15/28
D692,925	S *	11/2013	Caron et al.	.....	D15/28
D692,926	S *	11/2013	Caron et al.	.....	D15/28
D693,387	S *	11/2013	Meier	.....	D15/123
D709,103	S *	7/2014	Caron et al.	.....	D15/28
D709,104	S *	7/2014	Caron et al.	.....	D15/28
8,807,669	B2 *	8/2014	McPhail et al.	.....	305/107
2004/0012244	A1 *	1/2004	Waterman et al.	.....	301/37,101
2006/0244311	A1 *	11/2006	Brockway	.....	305/100
2007/0280783	A1 *	12/2007	Gibbins	.....	404/124

\* cited by examiner

*Primary Examiner* — Mark Goodwin

(74) *Attorney, Agent, or Firm* — Bryan Cave LLP

(57) **CLAIM**

I claim the ornamental design for a wheel cleat guard, as shown and described.

**DESCRIPTION**

FIG. 1 is a perspective view of the wheel cleat guard showing my new design;

FIG. 2 is a perspective view of the wheel cleat guard attached to a wheel;

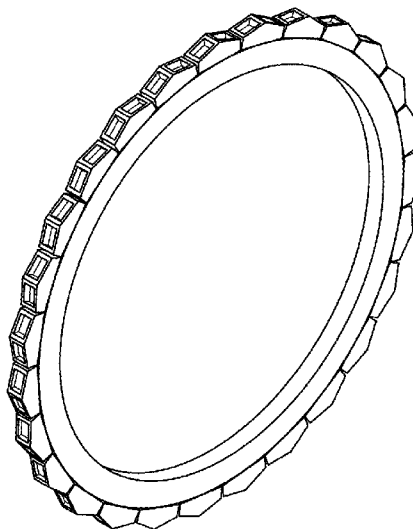
FIG. 3 is a front perspective view of the wheel cleat guard attached to a wheel;

FIG. 4 is a side view of the wheel cleat guard attached to a wheel; and,

FIG. 5 is a top elevation view of the wheel cleat guard attached to a wheel.

The broken lines in FIGS. 2-5 are for the purpose of illustrating the wheel upon which the wheel cleat guard is attached and form no part of the claimed design.

**1 Claim, 5 Drawing Sheets**



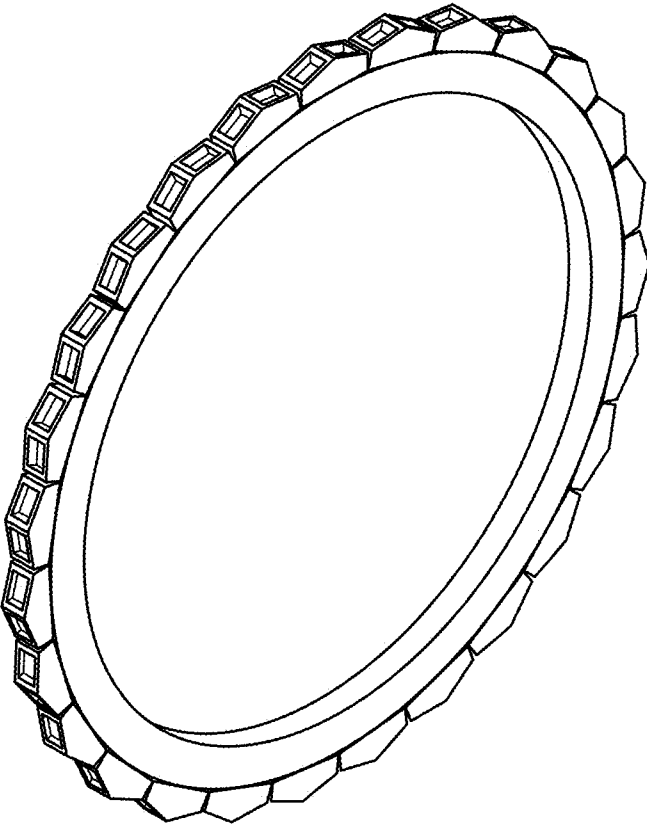


FIG. 1

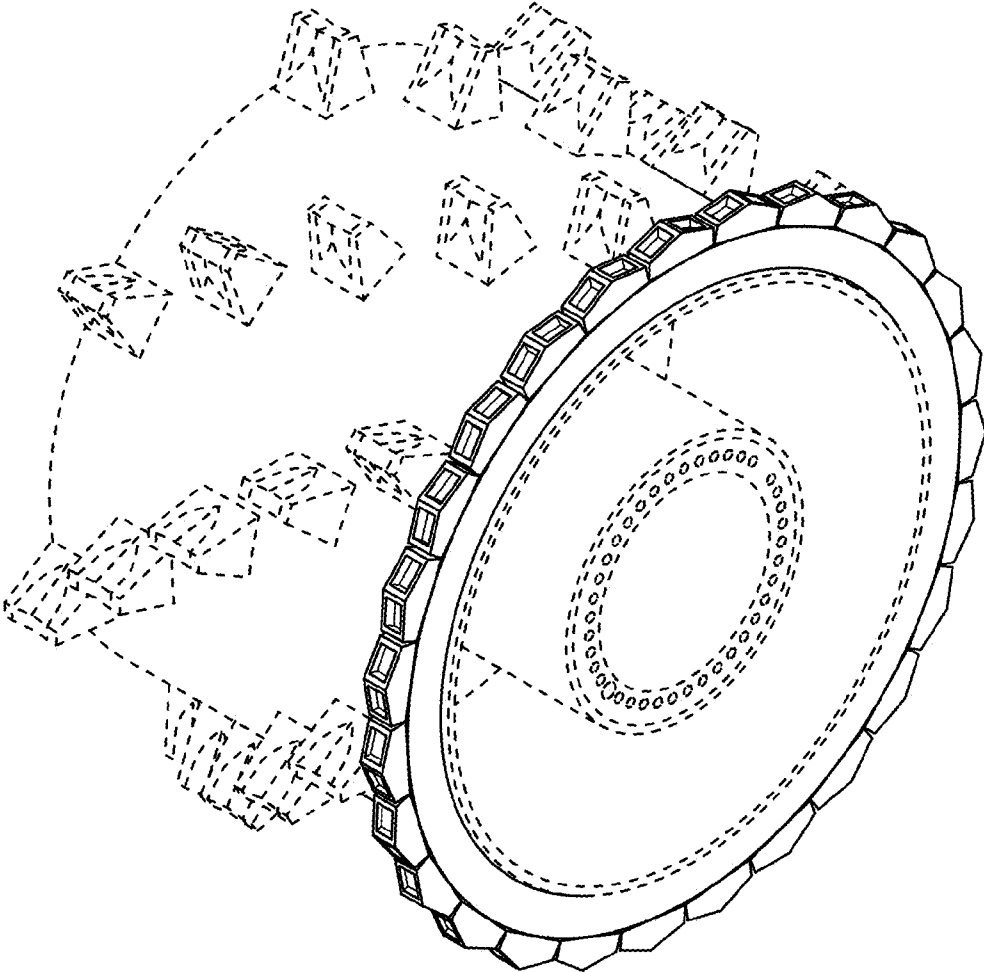


FIG. 2

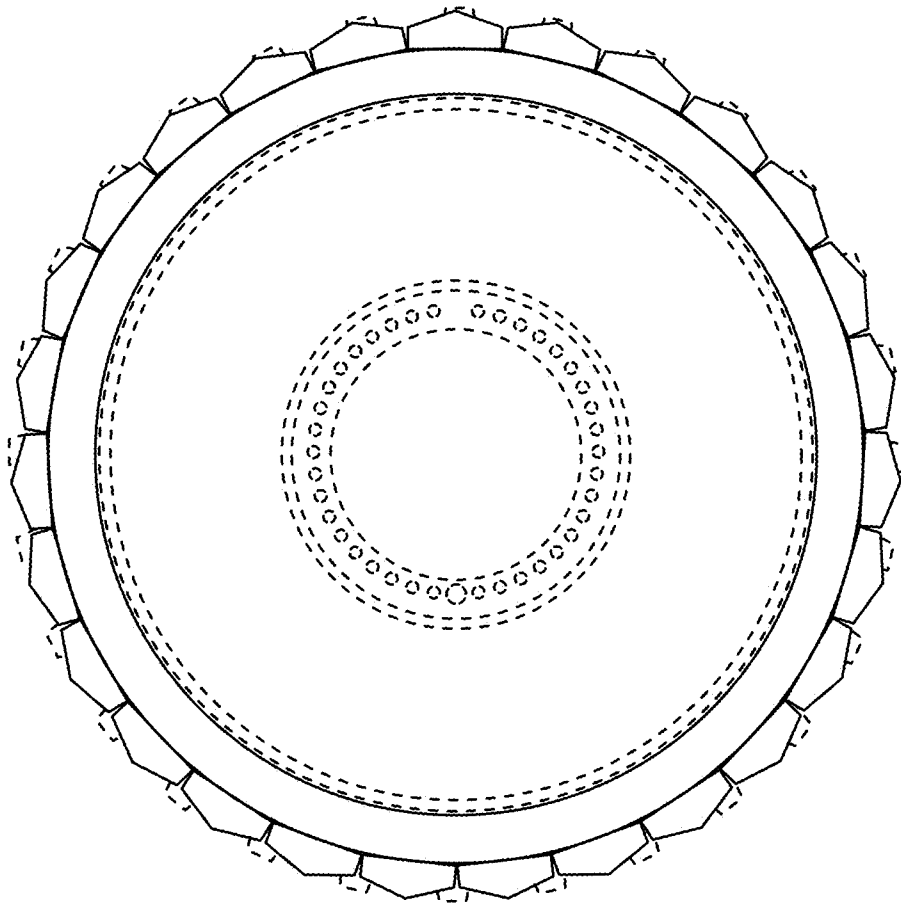


FIG. 3

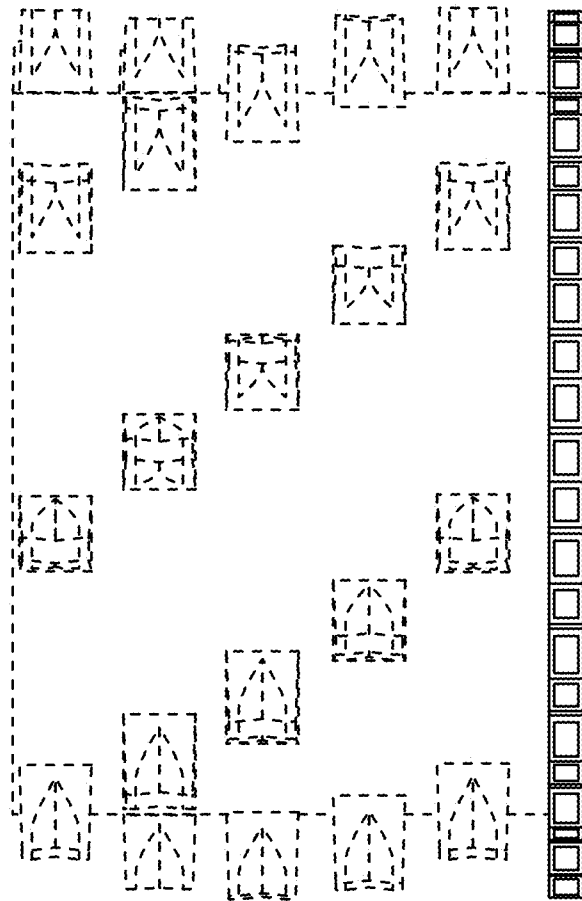


FIG. 4

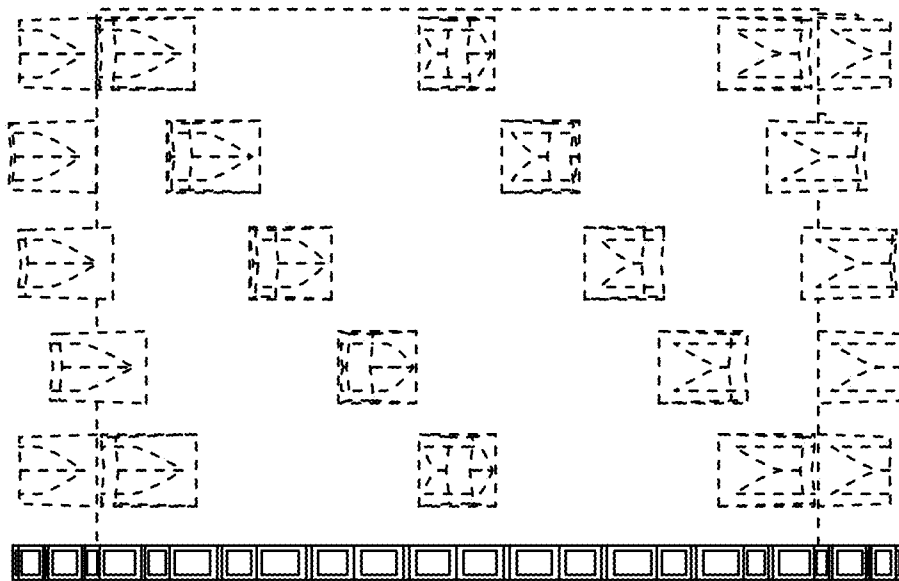


FIG. 5