

- [54] **JOYSTICK**
- [75] Inventor: **Richard K. Althans**, Long Grove, Ill.
- [73] Assignee: **Wico Distribution Corp.**, Niles, Ill.
- [**] Term: **14 Years**
- [21] Appl. No.: **132,051**
- [22] Filed: **Dec. 11, 1987**
- [52] U.S. Cl. **D21/48; D13/168**
- [58] Field of Search **D7/139; D8/2, 7, 8, D8/11, 12, 303, 307; D10/46.1; D13/11, 12, 32, 37, 38; D14/114; D18/7; D19/59, 60; D21/13, 48, 87; 273/1 E, DIG. 28, 148, 237**

- D. 234,743 4/1975 Andersen D8/11
- D. 236,286 8/1975 McNair D7/139
- D. 290,719 7/1987 Holloway D21/48

Primary Examiner—A. Hugo Word
Assistant Examiner—Celia A. Murphy
Attorney, Agent, or Firm—Emrich & Dithmar

[57] **CLAIM**



The ornamental design for a joystick, as shown and described.

DESCRIPTION

FIG. 1 is a left side elevational view of a joystick showing my new design;
 FIG. 2 is a bottom plan view thereof;
 FIG. 3 is a top plan view thereof;
 FIG. 4 is a right side elevational view thereof;
 FIG. 5 is a rear elevational view thereof;
 FIG. 6 is a front elevational view thereof; and
 FIG. 7 is a perspective view thereof.

[56] **References Cited**
U.S. PATENT DOCUMENTS

- D. 31,050 6/1899 DeWitt D8/303
- D. 204,135 3/1966 Cassidy et al. D7/139
- D. 208,780 10/1967 Smith D19/59






FIG. 1

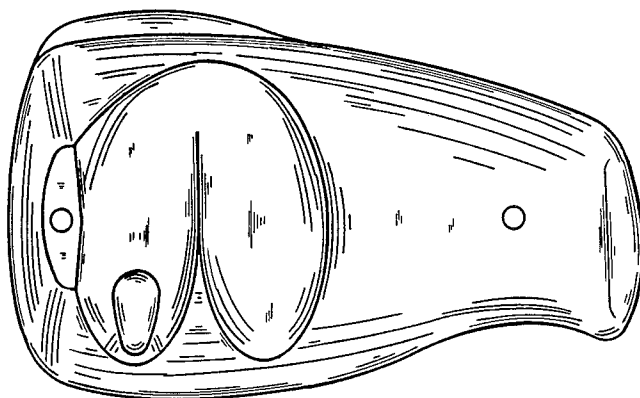


FIG. 2

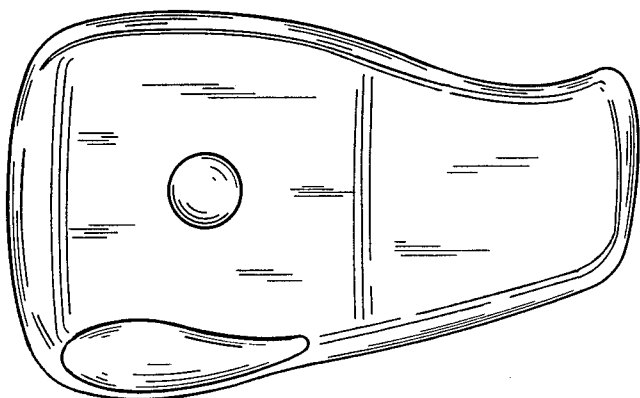


FIG. 3




FIG. 4

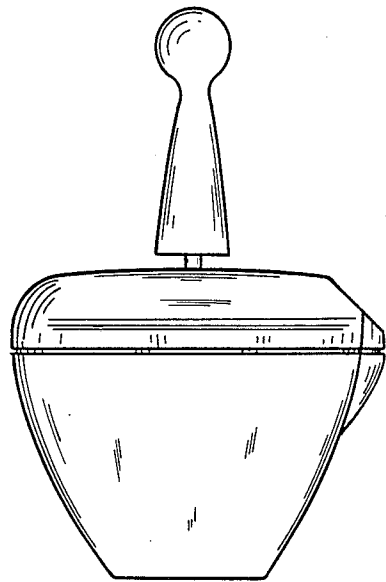


FIG. 5

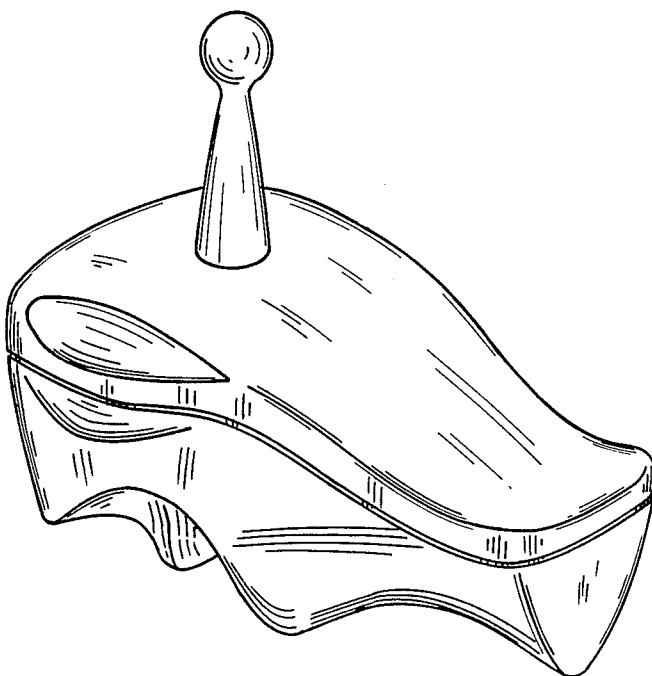


FIG. 7

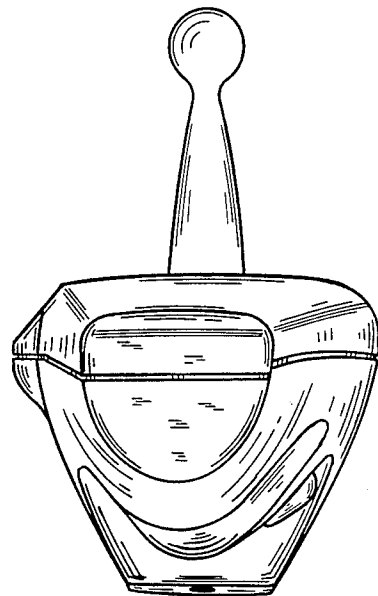


FIG. 6