



US00D724744S

(12) **United States Design Patent**
Grünenfelder et al.

(10) **Patent No.:** **US D724,744 S**
(45) **Date of Patent:** **** Mar. 17, 2015**

(54) **DENTAL OVEN**
(71) Applicant: **Ivoclar Vivadent AG**, Schaan (LI)
(72) Inventors: **Robert Grünenfelder**, Eschen (LI);
Philipp Kettner, Rankweil (AT); **Walter Pokorny**, Gais (AT)

(73) Assignee: **Ivoclar Vivadent AG**, Schaan (LI)

(**) Term: **14 Years**

(21) Appl. No.: **29/464,183**

(22) Filed: **Aug. 14, 2013**

(30) **Foreign Application Priority Data**

Feb. 20, 2013 (WO) 721448301

(51) **LOC (10) Cl.** **24-01**

(52) **U.S. Cl.**
USPC **D24/176**

(58) **Field of Classification Search**

USPC D24/152-154, 176-182, 216; D15/144,
D15/144.1, 144.2; D23/314, 329, 332, 337,
D23/341; 219/385, 386, 521, 390; 432/32,
432/120, 159, 247, 253, 206; 433/3, 141,
433/147, 215

See application file for complete search history.

(56) **References Cited**

U.S. PATENT DOCUMENTS

5,788,485 A * 8/1998 Grunenfelder et al. 432/206

5,997,293 A * 12/1999 Grunenfelder et al. 432/206
7,001,178 B2 * 2/2006 Grunenfelder et al. 432/206
D545,437 S * 6/2007 Gruenenfelder et al. D24/176
7,241,140 B2 * 7/2007 Rohner et al. 432/159
D615,656 S * 5/2010 Leitl D24/176
2001/0023056 A1 * 9/2001 Grunenfelder et al. 433/27
2009/0117504 A1 * 5/2009 Grunenfelder 433/215
2009/0226855 A1 * 9/2009 Rohner et al. 432/120

* cited by examiner

Primary Examiner — Wan Laymon

(74) *Attorney, Agent, or Firm* — Ann M. Knab; Thad McMurray

(57) **CLAIM**

The ornamental design for a dental oven, as shown and described.

DESCRIPTION

FIG. 1 is a front view of a dental oven, showing our new design.

FIG. 2 is a rear view of FIG. 1.

FIG. 3 is a right-side view of FIG. 1.

FIG. 4 is a left-side view of FIG. 1.

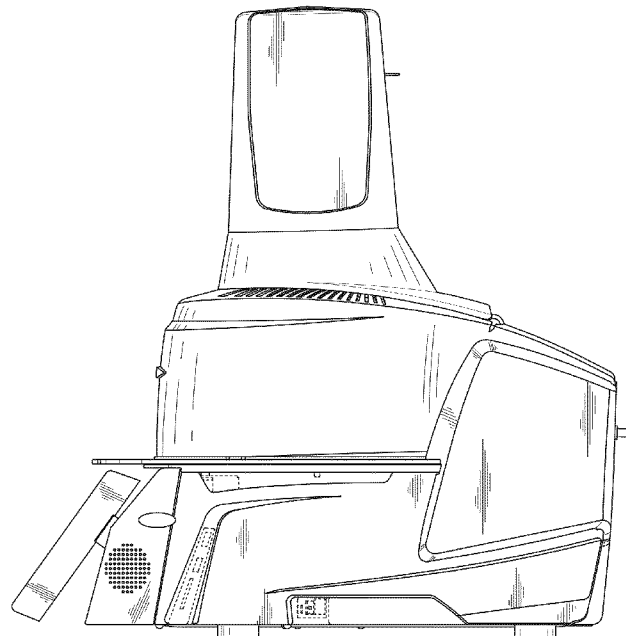
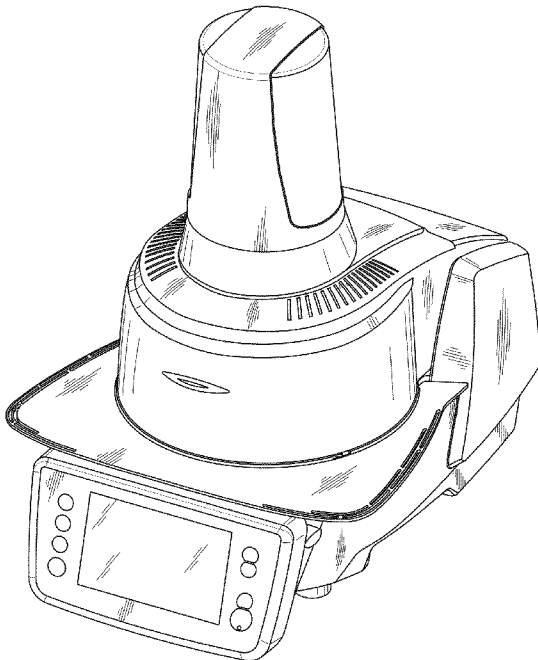
FIG. 5 is a top view of FIG. 1.

FIG. 6 is a bottom view of FIG. 1.

FIG. 7 is a perspective view of FIG. 1; and,

FIG. 8 is a right-side view of FIG. 1, with the display pivoted. Portions of the dental furnace shown in broken lines form no part of the claimed design.

1 Claim, 8 Drawing Sheets



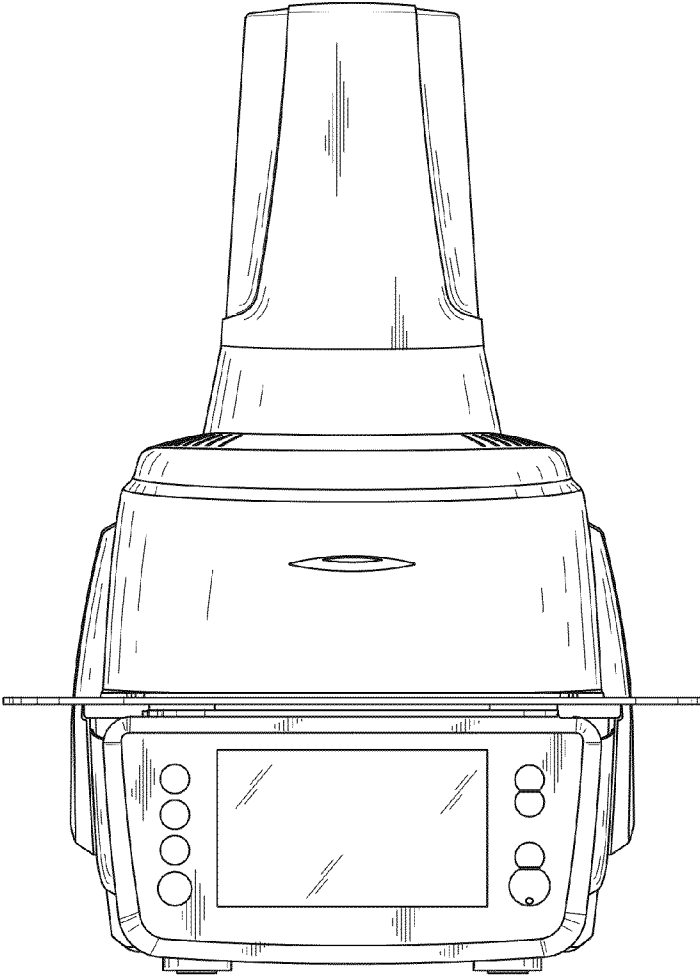


Fig. 1

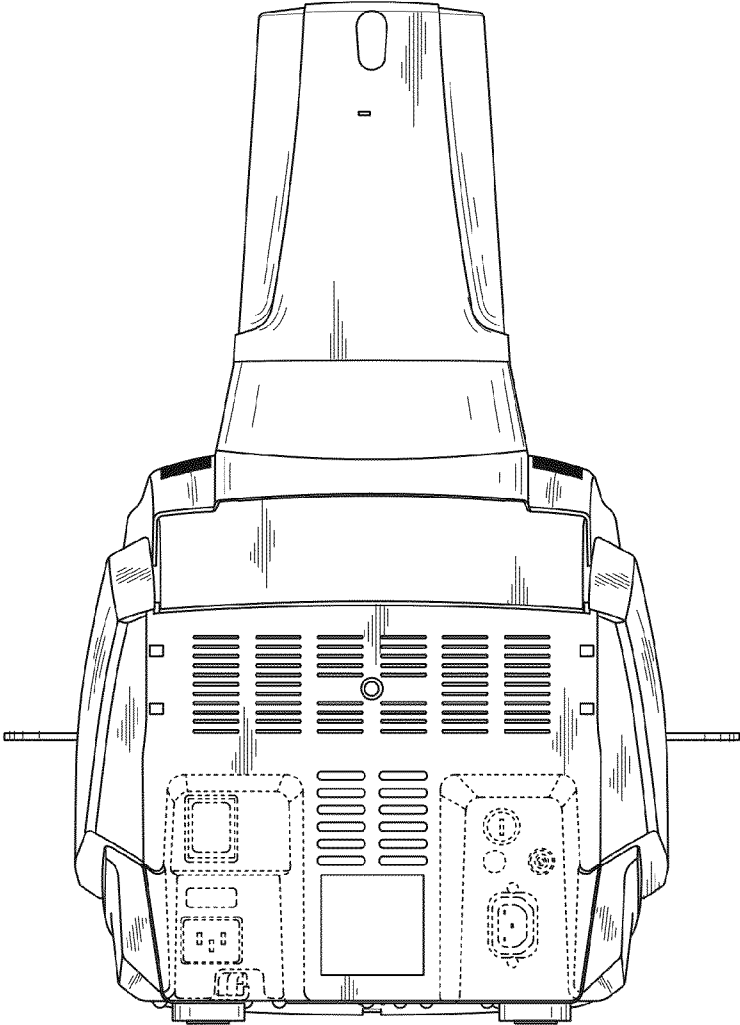


Fig. 2

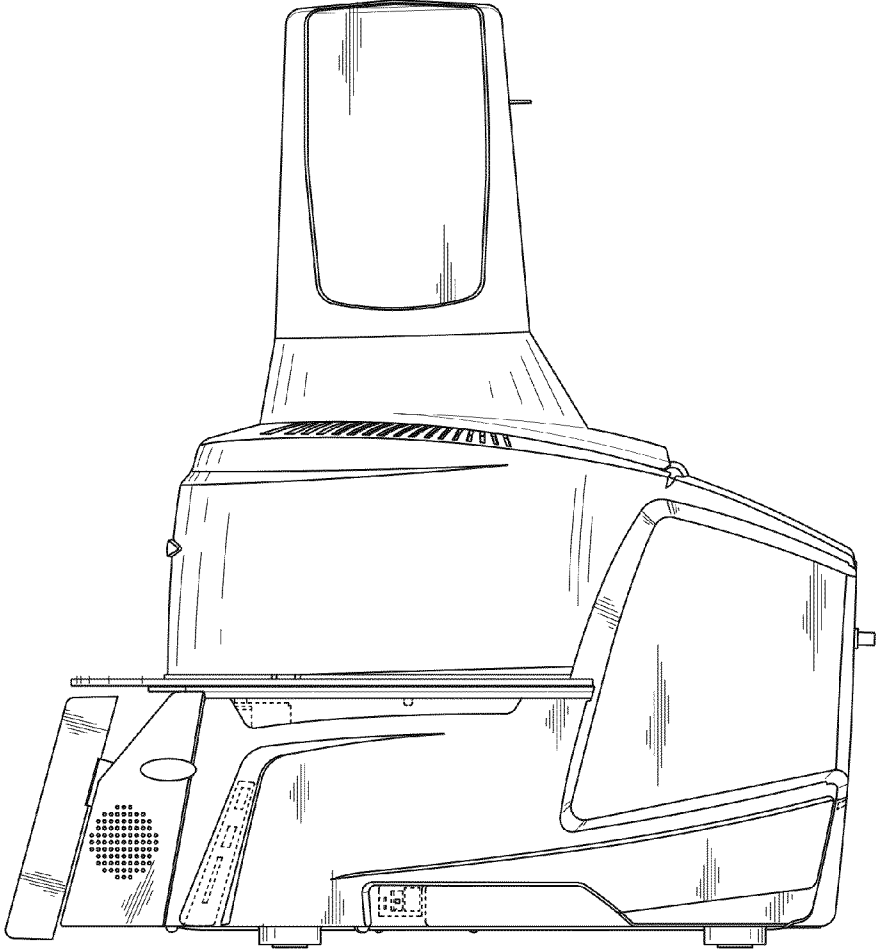


Fig. 3

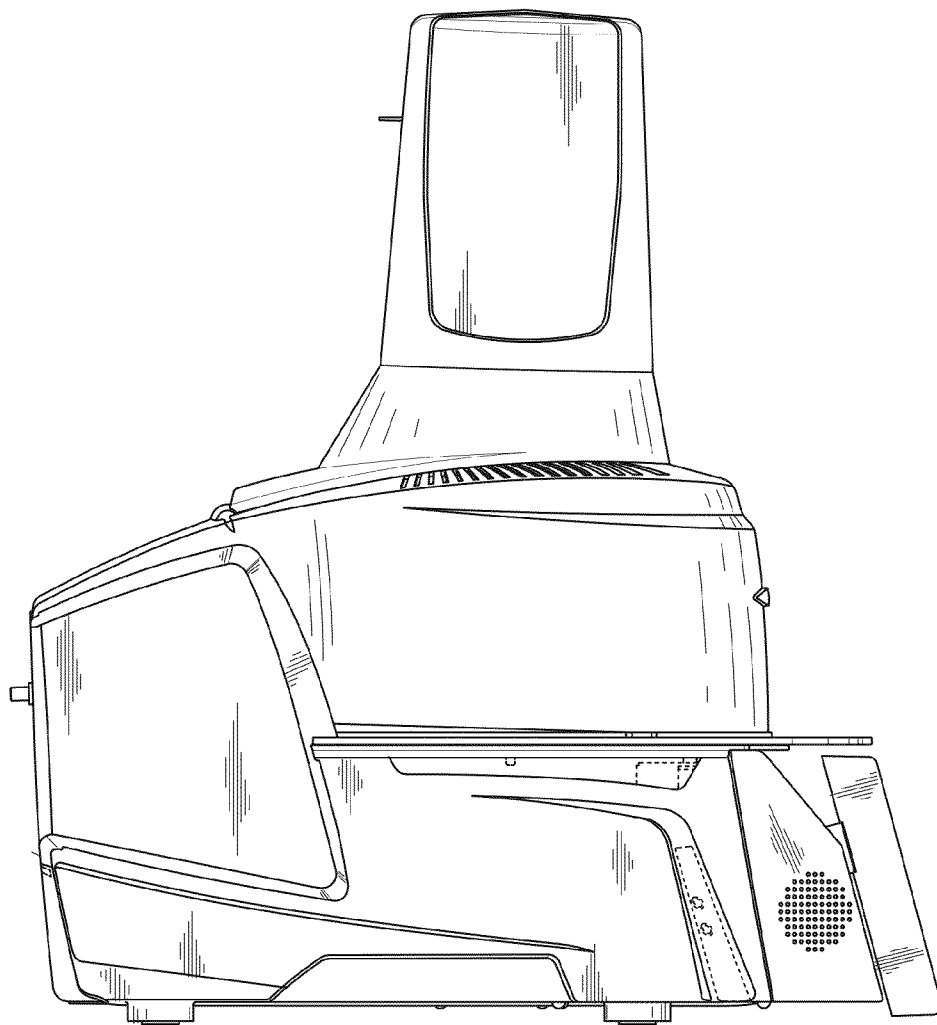


Fig. 4

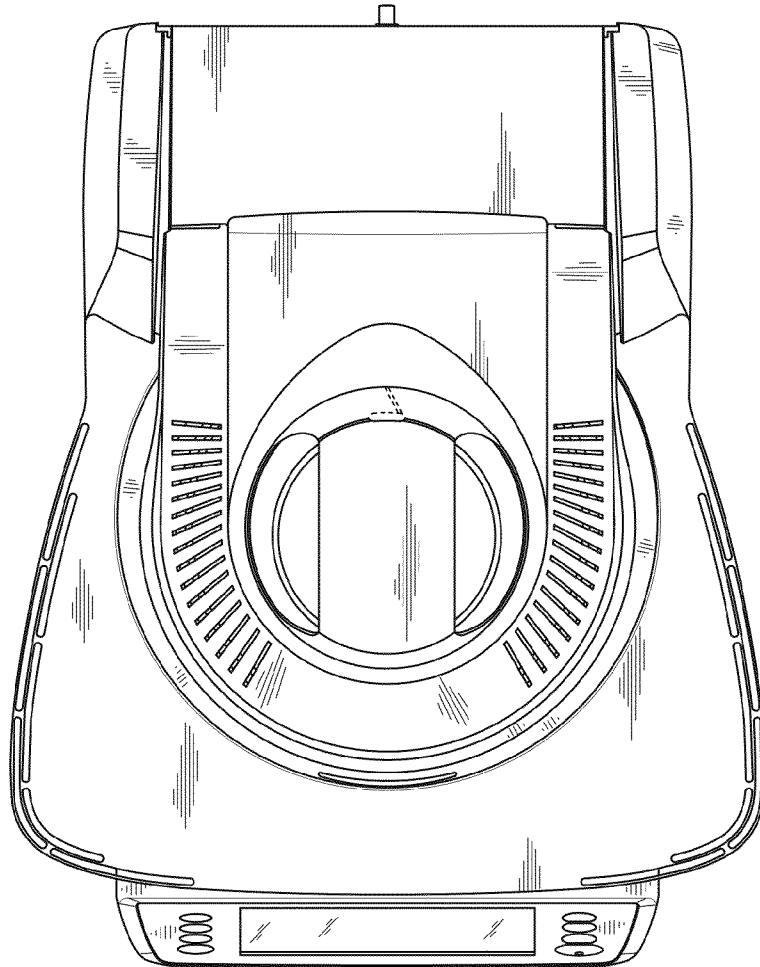


Fig. 5

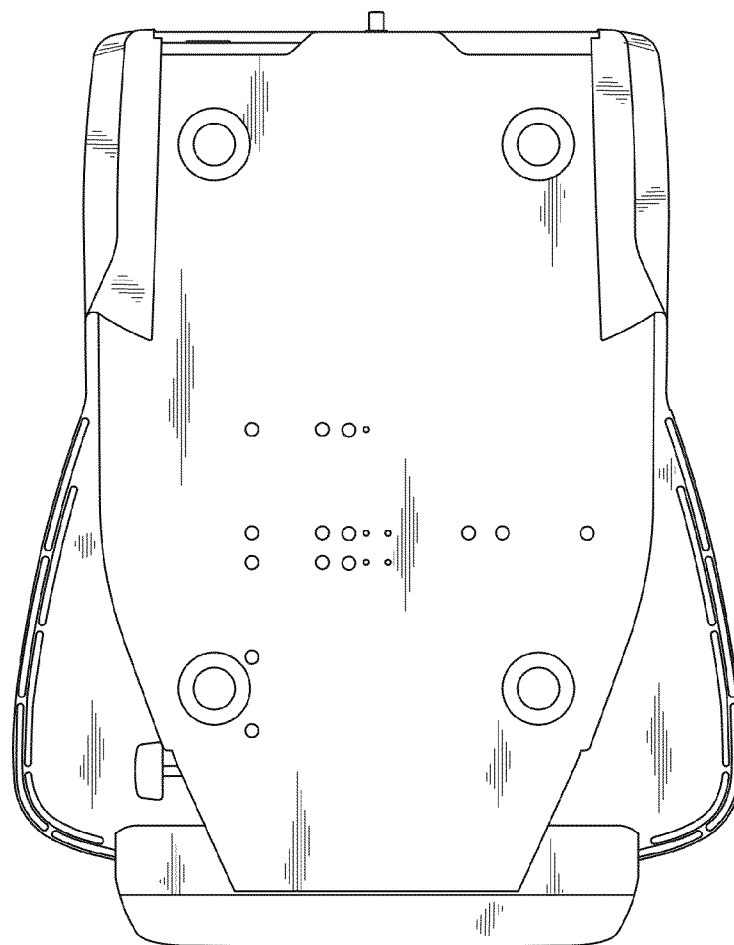


Fig. 6

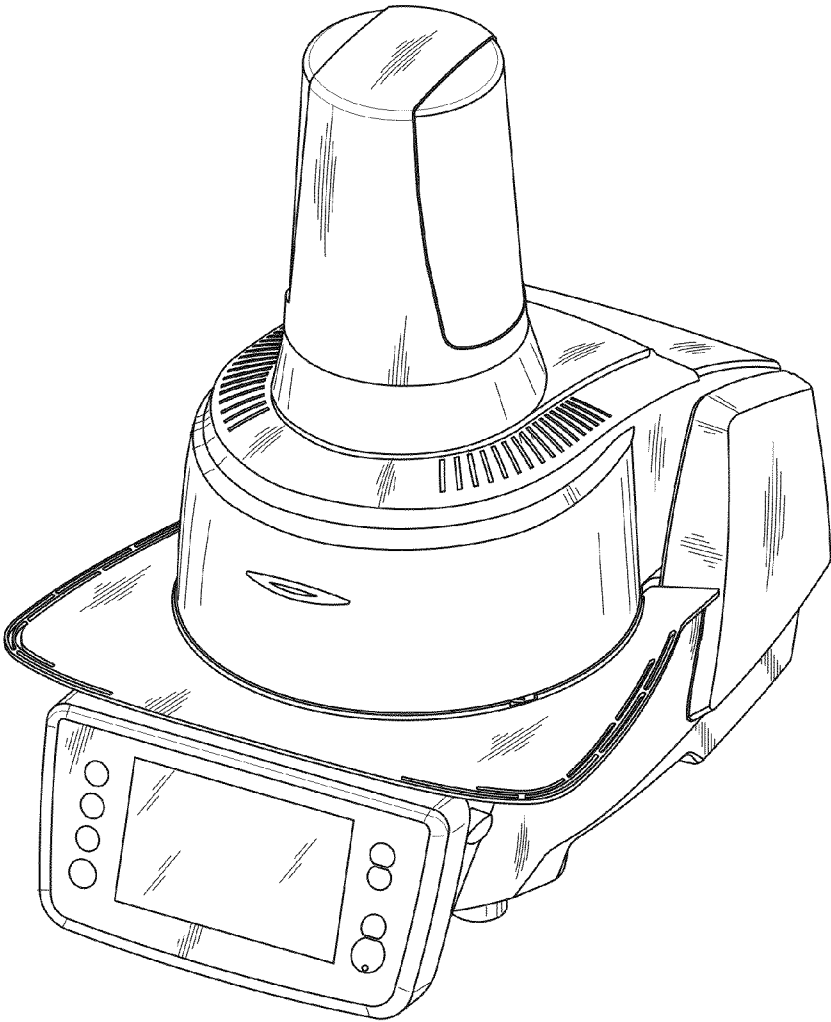


Fig. 7

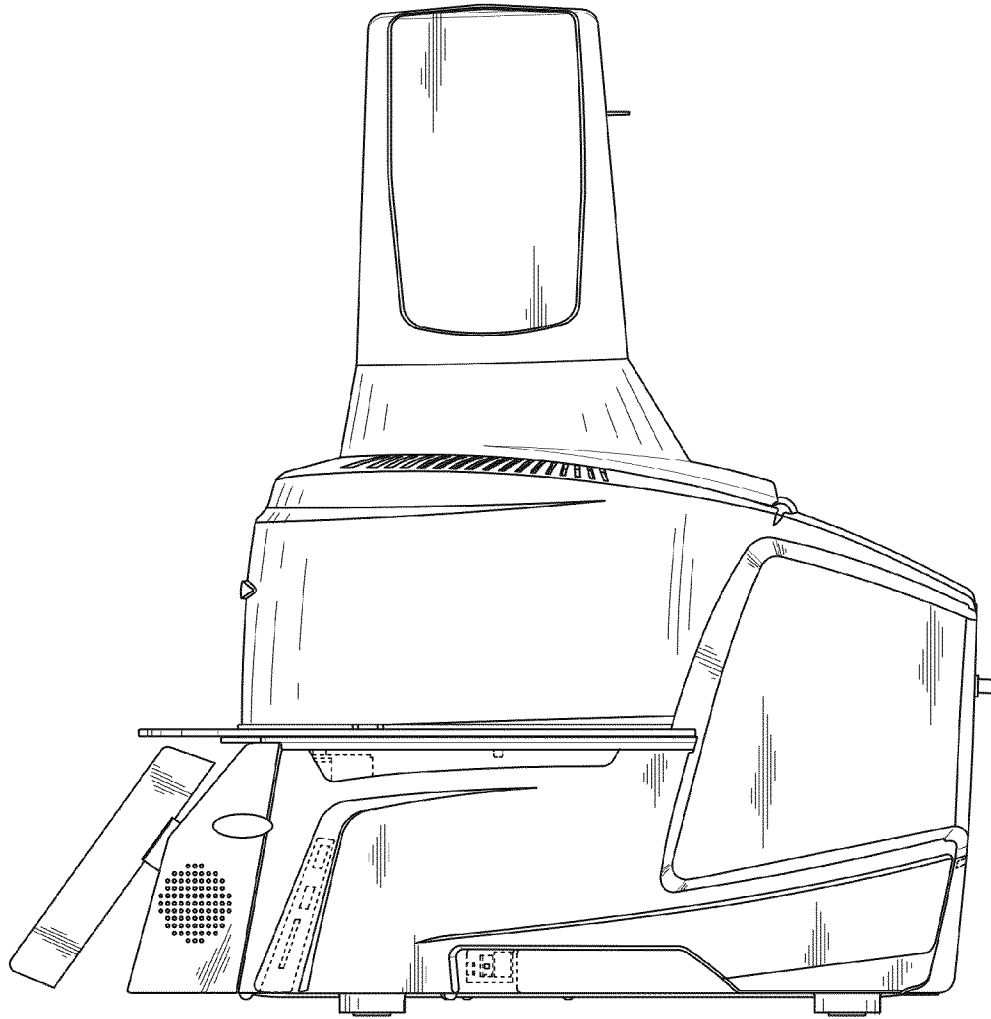


Fig. 8