



US00D577330S

(12) **United States Design Patent**
Miyasaka

(10) **Patent No.:** **US D577,330 S**

(45) **Date of Patent:** **** Sep. 23, 2008**

(54) **TIRE SIDEWALL**

(75) Inventor: **Atsushi Miyasaka**, Tokyo (JP)

(73) Assignee: **Bridgestone Corporation**, Tokyo (JP)

(**) Term: **14 Years**

(21) Appl. No.: **29/302,998**

(22) Filed: **Jan. 30, 2008**

(30) **Foreign Application Priority Data**

Jul. 30, 2007 (JP) 2007-020594

(51) **LOC (8) Cl.** **12-15**

(52) **U.S. Cl.** **D12/605**

(58) **Field of Classification Search** D12/500-501,
D12/544, 579, 600, 605, 604; 152/523-524,
152/DIG. 12, 555

See application file for complete search history.

(56) **References Cited**

U.S. PATENT DOCUMENTS

- D198,519 S * 6/1964 McLellan D12/605
- D203,317 S * 12/1965 Busch D12/605
- D206,986 S * 2/1967 Makris D12/605

- D373,751 S * 9/1996 Barrese D12/605
- D386,455 S * 11/1997 Clementz et al. D12/605
- D388,041 S * 12/1997 Cross D12/605
- D412,476 S * 8/1999 Clementz et al. D12/605
- D481,988 S * 11/2003 Wachendorf D12/605
- D539,214 S * 3/2007 Miyazaki D12/605

* cited by examiner

Primary Examiner—Stacia Cadmus

(74) *Attorney, Agent, or Firm*—Sughrue Mion, PLLC

(57) **CLAIM**

The ornamental design for tire sidewall, as shown and described.

DESCRIPTION

FIG. 1 is a perspective view of a tire sidewall.

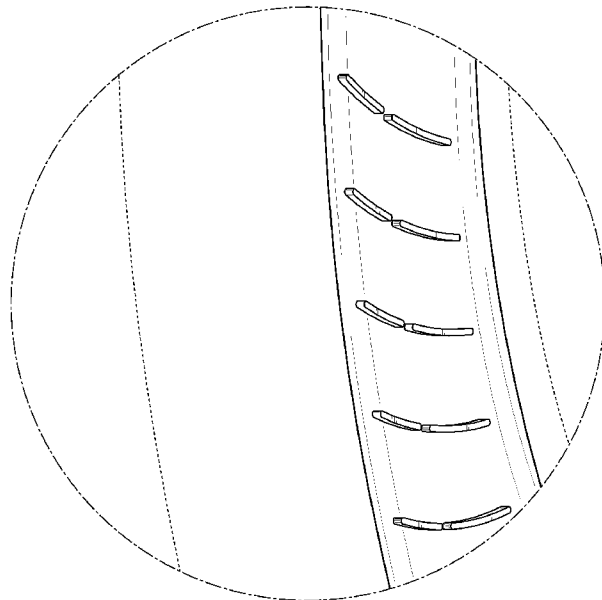

FIG. 2 is a right side elevation view thereof. A left side elevation is identical with the right side elevation view.

FIG. 3 is a front elevation view thereof. A rear elevation view is identical with the front elevation view; and,

FIG. 4 is an enlarged view of the portion 4 in FIG. 1.

The portion of the article shown in broken lines is for illustrative purpose only and forms no part of the claimed design.

1 Claim, 4 Drawing Sheets



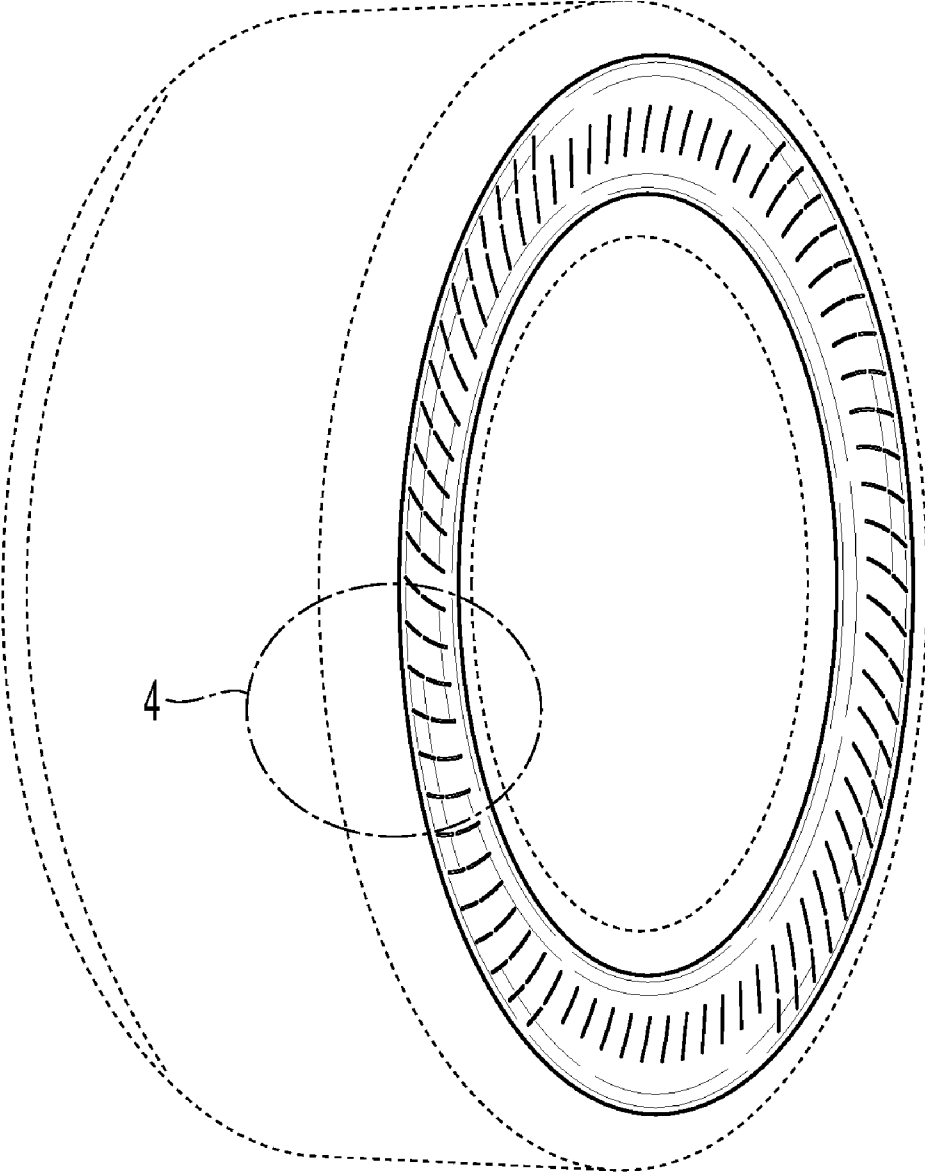


Fig. 1




Fig. 2




Fig. 3

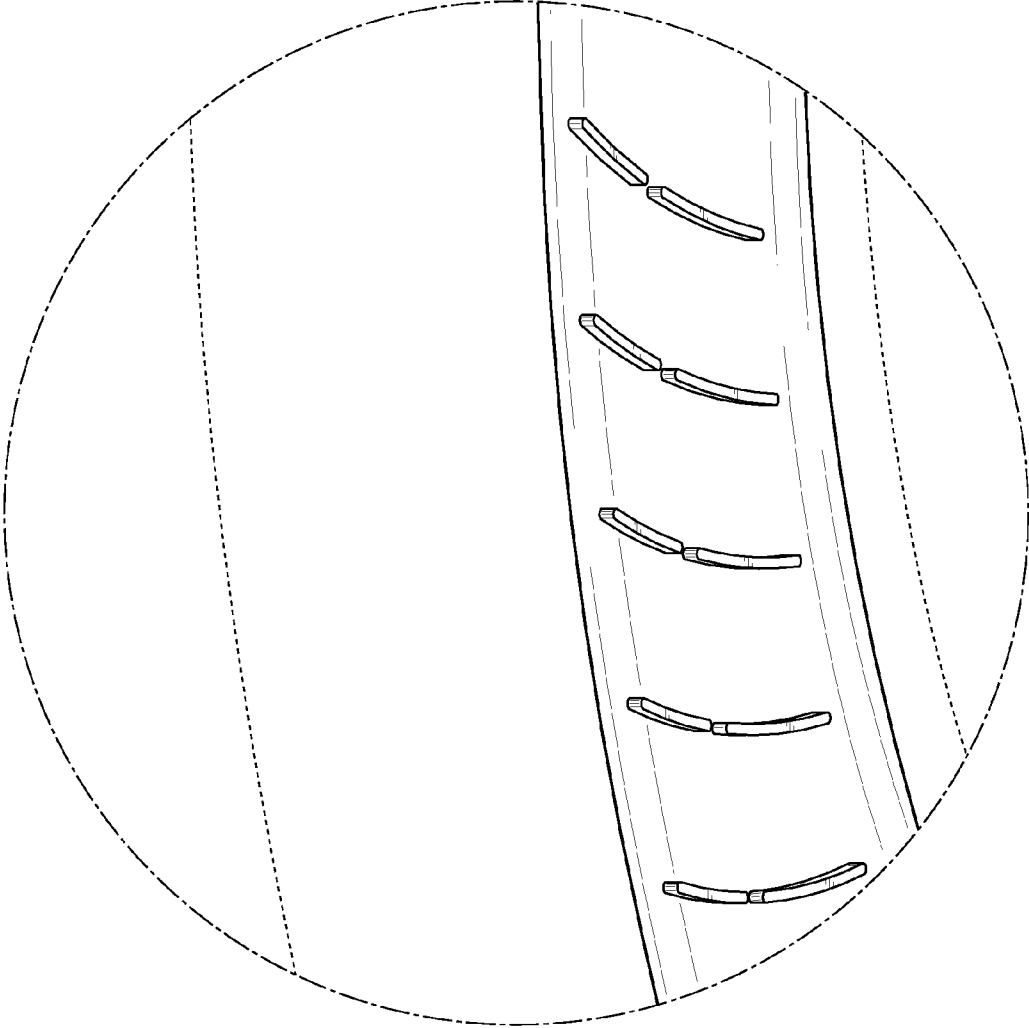


Fig. 4