



US00D724191S

(12) **United States Design Patent**  
**Yoo et al.**

(10) **Patent No.:** **US D724,191 S**

(45) **Date of Patent:** **\*\* Mar. 10, 2015**

(54) **AIR CLEANER**

(71) Applicant: **LG Electronics Inc.**, Seoul (KR)

(72) Inventors: **Joonggil Yoo**, Gyeonggi-do (KR);  
**Sangyoon Lee**, Gyeonggi-do (KR);  
**Ilseop So**, Seoul (KR); **Eugene Suh**,  
Seoul (KR); **Jeewook Ha**, Seoul (KR)

(73) Assignee: **LG Electronics Inc.**, Seoul (KR)

(\*\*) Term: **14 Years**

(21) Appl. No.: **29/464,095**

(22) Filed: **Aug. 13, 2013**

(30) **Foreign Application Priority Data**

Feb. 13, 2013 (KR) ..... 30-2013-0007544

(51) **LOC (10) Cl.** ..... **23-04**

(52) **U.S. Cl.**  
USPC ..... **D23/355**

(58) **Field of Classification Search**  
USPC ..... D23/355-366, 352, 369, 332, 333, 335,  
D23/336, 342, 351; 422/120, 122; 55/356,  
55/473, 504; 96/97; D14/188, 170, 172;  
261/DIG. 17, DIG. 65, DIG. 88, DIG. 31;  
D18/34.6

See application file for complete search history.

(56) **References Cited**

U.S. PATENT DOCUMENTS

D495,042 S \* 8/2004 Zhixiang ..... D23/364  
D609,318 S \* 2/2010 Lam ..... D23/356

D634,417 S \* 3/2011 Abbondanzio et al. .... D23/366  
D634,832 S \* 3/2011 Abbondanzio et al. .... D23/366  
D637,274 S \* 5/2011 Chan et al. .... D23/364  
D655,610 S \* 3/2012 Rice et al. .... D9/529  
D664,247 S \* 7/2012 Paterson ..... D23/364  
D664,248 S \* 7/2012 Huang et al. .... D23/364  
D675,304 S \* 1/2013 Valentino et al. .... D23/366  
D681,791 S \* 5/2013 Jorgensen ..... D23/366  
D689,997 S \* 9/2013 Caroen et al. .... D23/366  
D689,998 S \* 9/2013 Carbone et al. .... D23/366  
D691,253 S \* 10/2013 Chen ..... D23/366

\* cited by examiner

*Primary Examiner* — David Muller

(74) *Attorney, Agent, or Firm* — Morgan, Lewis & Bockius  
LLP

(57) **CLAIM**

The ornamental design for an air cleaner, as shown and  
described.

**DESCRIPTION**

FIG. 1 is a front, right side, perspective view of an air cleaner  
showing our new design;

FIG. 2 is a front view thereof;

FIG. 3 is a rear view thereof;

FIG. 4 is a left side view thereof;

FIG. 5 is a right side view thereof;

FIG. 6 is a top view thereof; and,

FIG. 7 is a bottom view thereof.

The broken line showing in FIGS. 3, 6 and 7 is for the purpose  
of illustrating portions of the air cleaner and forms no part of  
the claimed design. The dash dot line in FIG. 1 is for the  
purpose of denoting bounds of the claimed design and por-  
tions inside thereof form no part of the claimed design.

**1 Claim, 6 Drawing Sheets**

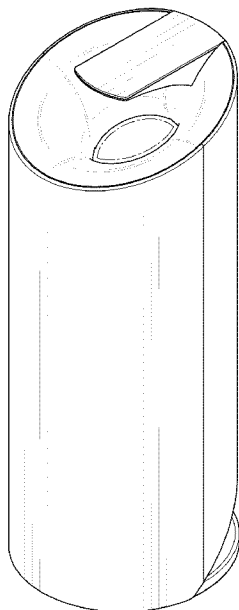


FIG. 1




FIG. 2




FIG. 3

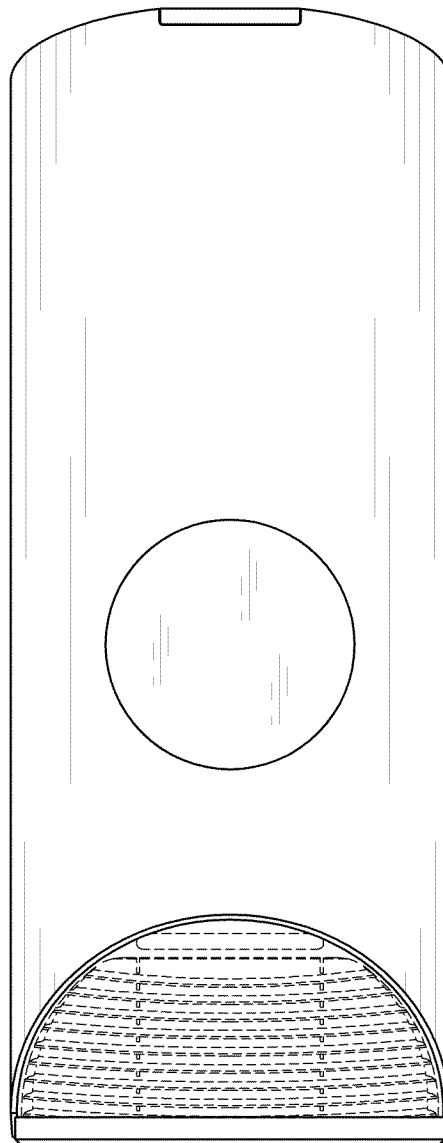


FIG. 4

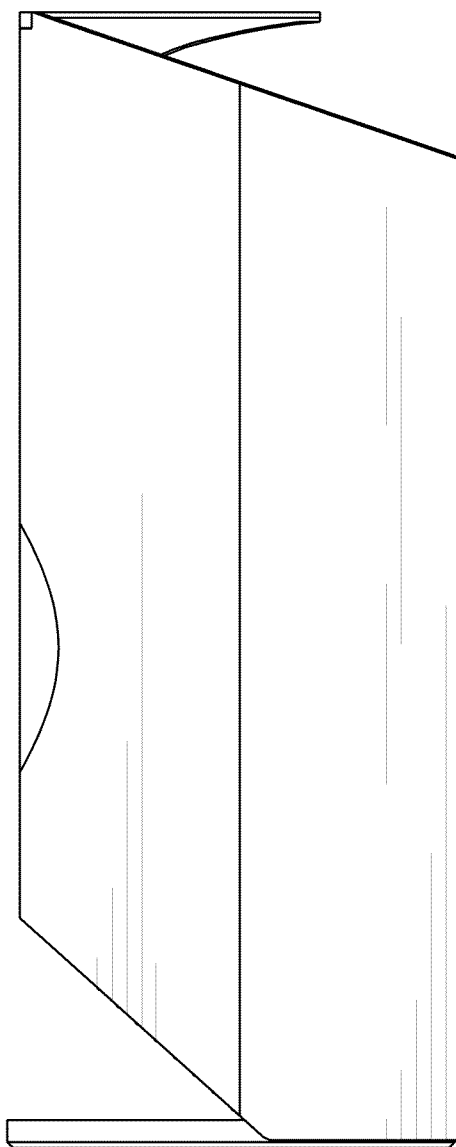


FIG. 5




FIG. 6

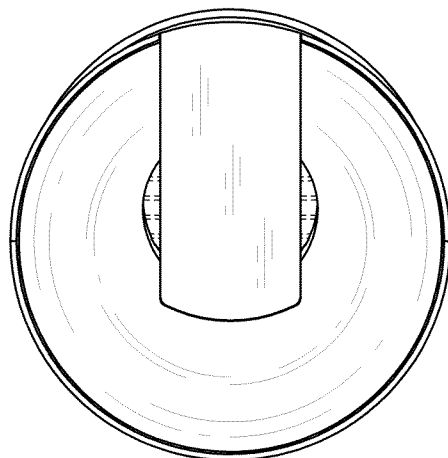


FIG. 7

