

(12) STANDARD PATENT APPLICATION (11) Application No. AU 2018201203 A1
(19) AUSTRALIAN PATENT OFFICE

(54) Title
Purinone compounds as kinase inhibitors

(51) International Patent Classification(s)
C07D 473/32 (2006.01) **A61P 35/00** (2006.01)
A61K 31/52 (2006.01) **A61P 37/00** (2006.01)

(21) Application No: **2018201203** (22) Date of Filing: **2018.02.20**

(43) Publication Date: **2018.03.08**

(43) Publication Journal Date: **2018.03.08**

(62) Divisional of:
2016206309

(71) Applicant(s)
Pharmacyclics LLC

(72) Inventor(s)
CHEN, Wei; LOURY, David J.; YAN, Shunqi; WANG, Longcheng; FRYE, Leah Lynn

(74) Agent / Attorney
Spruson & Ferguson, GPO BOX 3898, Sydney, NSW, 2001, AU

2018201203 20 Feb 2018

Abstract

Disclosed herein are compounds that form covalent bonds with Bruton's tyrosine kinase (Btk). Also described are irreversible inhibitors of Btk. In addition, reversible inhibitors of Btk are also described. Also disclosed are pharmaceutical compositions that include the compounds. Methods of using the Btk inhibitors are disclosed, alone or in combination with other therapeutic agents, for the treatment of autoimmune diseases or conditions, heteroimmune diseases or conditions, cancer, including lymphoma, and inflammatory diseases or conditions.

PURINONE COMPOUNDS AS KINASE INHIBITORS**CROSS-REFERENCE**

[0001] This application is a continuation-in-part of U.S. application Ser. No. 13/460,524, filed April 30, 2012, and claims the benefit of U.S. provisional application Ser. No. 61/637,765, filed April 24, 2012, and U.S. provisional application Ser. No. 61/593,146, filed January 31, 2012; all of which are incorporated by reference in their entirety. The present application is a divisional of AU 02016206309, which is a divisional of AU2013215166, which is the national phase entry of PCT/US2013/023918, the entire specifications of which are incorporated herein by cross-reference.

FIELD OF THE INVENTION

[0002] Described herein are compounds, methods of making such compounds, pharmaceutical compositions and medicaments containing such compounds, and methods of using such compounds and compositions to inhibit the activity of tyrosine kinases.

BACKGROUND OF THE INVENTION

[0003] Bruton's tyrosine kinase (Btk), a member of the Tec family of non-receptor tyrosine kinases, is a key signaling enzyme expressed in all hematopoietic cells types except T lymphocytes and natural killer cells. Btk plays an essential role in the B-cell signaling pathway linking cell surface B-cell receptor (BCR) stimulation to downstream intracellular responses.

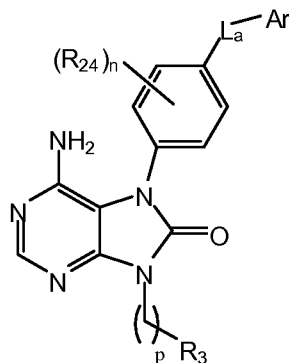
[0004] Btk is a key regulator of B-cell development, activation, signaling, and survival (Kurosaki, *Curr Op Imm*, **2000**, 276-281; Schaeffer and Schwartzberg, *Curr Op Imm* **2000**, 282-288). In addition, Btk plays a role in a number of other hematopoietic cell signaling pathways, e.g., Toll like receptor (TLR) and cytokine receptor-mediated TNF- α production in macrophages, IgE receptor (Fc ϵ RI) signaling in Mast cells, inhibition of Fas/APO-1 apoptotic signaling in B-lineage lymphoid cells, and collagen-stimulated platelet aggregation. See, e.g., C. A. Jeffries, et al., (2003), *Journal of Biological Chemistry* 278:26258-26264; N. J. Horwood, et al., (2003), *The Journal of Experimental Medicine* 197:1603-1611; Iwaki et al. (2005), *Journal of Biological Chemistry* 280(48):40261-40270; Vassilev et al. (1999), *Journal of Biological Chemistry* 274(3):1646-1656, and Quek et al. (1998), *Current Biology* 8(20):1137-1140.

SUMMARY OF THE INVENTION

[0005] Described herein are inhibitors of Bruton's tyrosine kinase (Btk). Also described herein are irreversible inhibitors of Btk. Also described herein are reversible inhibitors of Btk. Further described are irreversible inhibitors of Btk that form a covalent bond with a cysteine residue on Btk. Further described herein are irreversible inhibitors of other tyrosine kinases, wherein the other tyrosine kinases share homology with Btk by having a cysteine residue (including a Cys 481 residue) that can form a covalent bond with the irreversible inhibitor.

[0006] Also described herein are methods for synthesizing such reversible or irreversible inhibitors, methods for using such reversible or irreversible inhibitors in the treatment of diseases (including diseases wherein irreversible inhibition of Btk provides therapeutic benefit to a patient having the disease). Further described are pharmaceutical formulations that include a reversible or irreversible inhibitor of Btk.

[0007] In one aspect, provided herein is a compound of Formula (I) having the structure:



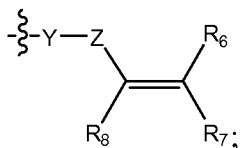
Formula (I);

wherein:

L_a is a bond, $-\text{CH}_2-$, $-\text{CH}(\text{OH})-$, $-\text{C}(\text{O})-$, $-\text{CH}_2\text{O}-$, $-\text{OCH}_2-$, $-\text{SCH}_2-$, $-\text{CH}_2\text{S}-$, $-\text{N}(\text{R}_{21})-$, $-\text{N}(\text{R}_{21})\text{C}(\text{O})-$, $-\text{C}(\text{O})\text{N}(\text{R}_{21})-$, $-\text{N}(\text{R}_{21})\text{C}(\text{O})\text{N}(\text{R}_{21})-$, $-\text{O}-$, $-\text{S}-$, $-\text{S}(\text{O})-$, $-\text{S}(\text{O})_2-$, $-\text{N}(\text{R}_{21})\text{S}(\text{O})_2-$, or $-\text{S}(\text{O})_2\text{N}(\text{R}_{21})-$;

Ar is a substituted or unsubstituted cycloalkyl, substituted or unsubstituted heterocycloalkyl, substituted or unsubstituted aryl, or a substituted or unsubstituted heteroaryl;

R_3 is optionally substituted C_3 - C_6 alkyl, substituted cycloalkyl, optionally substituted aryl, optionally substituted heteroaryl, $-(\text{C}=\text{O})\text{C}_1$ - C_6 alkyl, $-(\text{C}=\text{O})\text{OR}_4$, $-(\text{C}=\text{O})\text{NR}_4\text{R}_4$, -

$(\text{C}=\text{O})\text{SR}_4$, $-\text{G}-\text{X}$, or ;

G is optionally substituted heterocycloalkyl, optionally substituted aryl, or optionally substituted heteroaryl;

X is optionally substituted cycloalkyl; optionally substituted heterocycloalkyl; optionally substituted aryl, optionally substituted heteroaryl, $-\text{OR}_4$, $-\text{SR}_4$, or $-\text{NR}_4\text{R}_4$;

each R_4 is each independently H, C_1 - C_6 alkyl, C_1 - C_6 heteroalkyl, C_3 - C_6 cycloalkyl, or C_2 - C_6 heterocycloalkyl;

Y is an optionally substituted group selected from among alkyl, heteroalkyl, cycloalkyl, aryl, and heteroaryl;

Z is $\text{C}(\text{=O})$, $\text{OC}(\text{=O})$, $\text{N}(\text{R}_{21})\text{C}(\text{=O})$, $\text{C}(\text{=S})$, $\text{S}(\text{=O})_x$, $\text{OS}(\text{=O})_x$, or $\text{N}(\text{R}_{21})\text{S}(\text{=O})_x$, where x is 1 or 2;

each R_{24} is each independently halogen, -CN, -NO₂, -OH, -OCF₃, -OCH₂F, -OCF₂H, -CF₃, -SR₂₁, -N(R₂₁)S(=O)₂R₂₃, -S(=O)₂N(R₂₁)(R₂₂), -S(=O)R₂₃, -S(=O)₂R₂₃, -C(=O)R₂₃, -OC(=O)R₂₃, -CO₂R₂₁, -N(R₂₁)(R₂₂), -C(=O)N(R₂₁)(R₂₂), -N(R₂₁)C(=O)R₂₃, -N(R₂₁)C(=O)OR₂₂, -N(R₂₁)C(=O)N(R₂₁)(R₂₂), substituted or unsubstituted alkyl, substituted or unsubstituted alkoxy, substituted or unsubstituted heteroalkyl, substituted or unsubstituted heterocycloalkyl, or substituted or unsubstituted cycloalkyl;

R_{21} and R_{22} are each independently H, substituted or unsubstituted C₁-C₆alkyl, or substituted or unsubstituted C₃-C₈cycloalkyl;

R_{23} is each independently substituted or unsubstituted C₁-C₆alkyl, or substituted or unsubstituted C₃-C₈cycloalkyl;

n is 0-4;

p is 0-2;

R_6 is H or L-J-W;

R_7 and R_8 are independently H or L-J-W; or R_7 and R_8 taken together form a bond;

L and J are each independently a bond, substituted or unsubstituted C₁-C₆ alkylene, substituted or unsubstituted C₃-C₆ cycloalkylene, substituted or unsubstituted C₁-C₆ heteroalkylene, substituted or unsubstituted C₂-C₇ heterocycloalkylene, substituted or unsubstituted C₆-C₁₂ arylene, substituted or unsubstituted C₃-C₁₂ heteroarylene, -CO-, -O-, or -S-;

W is H, halogen, -CN, or NR₂₅R₂₆;

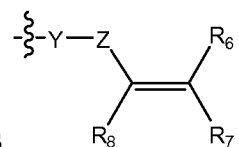
R_{25} and R_{26} are each independently H, substituted or unsubstituted C₁-C₆ alkyl, substituted or unsubstituted C₃-C₆ cycloalkyl, substituted or unsubstituted C₁-C₆ heteroalkyl, substituted or unsubstituted C₂-C₇ heterocycloalkyl, substituted or unsubstituted C₆-C₁₂ aryl, or substituted or unsubstituted C₃-C₁₂ heteroaryl; or R_{25} and R_{26} together with the nitrogen to which they are attached form a heterocycloalkyl ring;

or a pharmaceutically acceptable salt thereof.

[0008] In one embodiment is a compound of Formula (I) wherein L_a is -O- or -OCH₂-. In a further embodiment is a compound of Formula (I) wherein L_a is -O-. In yet a further embodiment L_a is -OCH₂-. In another embodiment is a compound of Formula (I) wherein Ar is phenyl.

[0009] In another embodiment is a compound of Formula (I) wherein R_3 is optionally substituted C₃-C₆alkyl. In another embodiment is a compound of Formula (I) wherein R_3 is substituted cycloalkyl. In a further embodiment is a compound of Formula (I) wherein R_3 is optionally substituted aryl. In a further embodiment is a compound of Formula (I) wherein R_3 is optionally substituted heteroaryl. In another embodiment is a compound of Formula (I) wherein

R₃ is G-X. In a further embodiment is a compound of Formula (I) wherein G is selected from pyrrolidinyl, tetrahydrofuranyl, piperidinyl, piperizinyl, and morpholinyl. In a further embodiment is a compound of Formula (I) wherein X is optionally substituted heterocycloalkyl. In yet a further embodiment is a compound of Formula (I) wherein X is pyrrolidinyl, tetrahydrofuranyl, piperidinyl, piperizinyl, and morpholinyl. In another embodiment is a compound of Formula (I) wherein X is -OR₄, -SR₄, or -NR₄R₄.



[0010] In another embodiment is a compound of Formula (I) wherein R₃ is

In some embodiments, Z is C(=O), NHC(=O), N(CH₃)C(=O), or S(=O)₂.

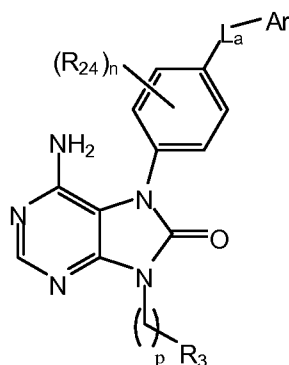
[0011] In another embodiment is a compound of Formula (I) wherein R₆, R₇, and R₈ are H. In another embodiment is a compound of Formula (I) wherein R₆ is H; R₈ is -CN; and R₇ is L-J-W. In another embodiment is a compound of Formula (I) wherein R₆ is H; R₈ is -CN; and R₇ is C₃-C₆ cycloalkyl, C₆-C₁₂ aryl, or C₃-C₁₂ heteroaryl. In another embodiment is a compound of Formula (I) wherein R₆ is H; R₈ is -CN; and R₇ is cyclopropyl or phenyl. In another embodiment is a compound of Formula (I) wherein R₇ and R₈ are H; and R₆ is L-J-W. In a further embodiment is a compound of Formula (I) wherein R₆ is H, substituted or unsubstituted C₁-C₆alkyl, substituted or unsubstituted C₁-C₆heteroalkyl, (C₁-C₆dialkylamino)C₁-C₆alkyl, ((C₁-C₆alkyl)(C₃-C₆cycloalkyl)amino)C₁-C₆alkyl, substituted or unsubstituted C₁-C₆alkylC₃-C₆cycloalkyl, or C₁-C₄alkyl(C₂-C₇heterocycloalkyl). In yet a further embodiment is a compound of Formula (I) wherein R₆ is substituted or unsubstituted C₁-C₆alkyl, substituted or unsubstituted C₁-C₆heteroalkyl, (C₁-C₆dialkylamino)C₁-C₆alkyl, or ((C₁-C₆alkyl)(C₃-C₆cycloalkyl)amino)C₁-C₆alkyl. In another embodiment is a compound of Formula (I) wherein R₆ and R₈ are H; and R₇ is L-J-W. In another embodiment is a compound of Formula (I) wherein R₇ is H, substituted or unsubstituted C₁-C₆alkyl, substituted or unsubstituted C₁-C₆heteroalkyl, (C₁-C₆dialkylamino)C₁-C₆alkyl, ((C₁-C₆alkyl)(C₃-C₆cycloalkyl)amino)C₁-C₆alkyl, substituted or unsubstituted C₁-C₆alkylC₃-C₆cycloalkyl, or C₁-C₄alkyl(C₂-C₇heterocycloalkyl). In yet a further embodiment is a compound of Formula (I) wherein R₇ is substituted or unsubstituted C₁-C₆alkyl, substituted or unsubstituted C₁-C₆heteroalkyl, (C₁-C₆dialkylamino)C₁-C₆alkyl, or ((C₁-C₆alkyl)(C₃-C₆cycloalkyl)amino)C₁-C₆alkyl.

[0012] In another embodiment is a compound of Formula (I) wherein R₆ and R₈ are H; R₇ is L-J-W; L is a bond, substituted or unsubstituted C₁-C₆ alkylene, or substituted or unsubstituted C₃-C₆ cycloalkylene; and J is a bond, substituted or unsubstituted C₁-C₆ alkylene, substituted or unsubstituted C₃-C₆ cycloalkylene, substituted or unsubstituted C₁-C₆ heteroalkylene, substituted or unsubstituted C₂-C₇ heterocycloalkylene, substituted or unsubstituted C₆-C₁₂ arylene, or

substituted or unsubstituted C₃-C₁₂ heteroarylene. In a further embodiment is a compound of Formula (I) wherein L is -CH₂-. In a further embodiment is a compound of Formula (I) wherein J is substituted or unsubstituted C₁-C₆ alkylene, substituted or unsubstituted C₃-C₆ cycloalkylene, substituted or unsubstituted C₁-C₆ heteroalkylene, substituted or unsubstituted C₂-C₇ heterocycloalkylene, substituted or unsubstituted C₆-C₁₂ arylene, or substituted or unsubstituted C₃-C₁₂ heteroarylene. In yet a further embodiment is a compound of Formula (I) wherein J is substituted or unsubstituted C₁-C₆ alkylene, cyclopropyl, pyrrolidinyl, piperidinyl, piperizinyl, morpholinyl, imidazolyl, pyridinyl, or phenyl. In a further embodiment is a compound of Formula (I) wherein L is a bond. In a further embodiment is a compound of Formula (I) wherein J is substituted or unsubstituted C₃-C₆ cycloalkylene, substituted or unsubstituted C₁-C₆ heteroalkylene, substituted or unsubstituted C₂-C₇ heterocycloalkylene, substituted or unsubstituted C₆-C₁₂ arylene, or substituted or unsubstituted C₃-C₁₂ heteroarylene. In yet a further embodiment is a compound of Formula (I) wherein J is -CH₂-; and W is NR₂₅R₂₆. In another embodiment is a compound of Formula (I) wherein L is a bond; J is -CH₂-; and W is NR₂₅R₂₆. In a further embodiment is a compound of Formula (I) wherein R₂₅ is H, substituted or unsubstituted C₁-C₆ alkyl, or substituted or unsubstituted C₃-C₆ cycloalkyl; and R₂₆ is substituted or unsubstituted C₁-C₆ alkyl, substituted or unsubstituted C₃-C₆ cycloalkyl, substituted or unsubstituted C₁-C₆ heteroalkyl, substituted or unsubstituted C₂-C₇ heterocycloalkyl, substituted or unsubstituted C₆-C₁₂ aryl, or substituted or unsubstituted C₃-C₁₂ heteroaryl. In some embodiments is a compound of Formula (I) wherein R₂₅ and R₂₆ are -CH₃. In some embodiments is a compound of Formula (I) wherein R₂₅ and R₂₆ are cyclopropyl. In some embodiments is a compound of Formula (I) wherein R₂₅ is -CH₃ and R₂₆ is cyclopropyl.

[0013] In another embodiment is a compound of Formula (I) wherein R₇ and R₈ taken together form a bond; and R₆ is L-J-W. In another embodiment is a compound of Formula (I) wherein R₆ is H, substituted or unsubstituted C₁-C₆alkyl, substituted or unsubstituted C₁-C₆heteroalkyl, (C₁-C₆dialkylamino)C₁-C₆alkyl, ((C₁-C₆alkyl)(C₃-C₆cycloalkyl)amino)C₁-C₆alkyl, substituted or unsubstituted C₁-C₆alkylC₃-C₆cycloalkyl, or C₁-C₄alkyl(C₂-C₇heterocycloalkyl). In yet a further embodiment is a compound of Formula (I) wherein R₆ is substituted or unsubstituted C₁-C₆alkyl, substituted or unsubstituted C₁-C₆heteroalkyl, (C₁-C₆dialkylamino)C₁-C₆alkyl, or ((C₁-C₆alkyl)(C₃-C₆cycloalkyl)amino)C₁-C₆alkyl. In yet another embodiment is a compound of Formula (I) wherein R₆ is substituted or unsubstituted C₁-C₆alkyl, or C₁-C₈alkylaminoalkyl. In a further embodiment of the aforementioned embodiments is a compound of Formula (I) wherein Y is phenyl. In a further embodiment of the aforementioned embodiments is a compound of Formula (I) wherein Y is cycloalkyl. In a further embodiment of the aforementioned embodiments is a compound of Formula (I) wherein Z is C(=O).

[0014] In one aspect, provided herein is a compound of Formula (II) having the structure:

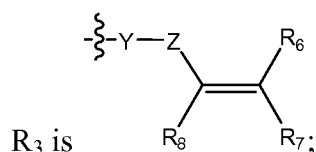


Formula (II);

wherein:

L_a is a bond, $-CH_2-$, $-CH(OH)-$, $-C(O)-$, $-CH_2O-$, $-OCH_2-$, $-SCH_2-$, $-CH_2S-$, $-N(R_{21})-$, $-N(R_{21})C(O)-$, $-C(O)N(R_{21})-$, $-N(R_{21})C(O)N(R_{21})-$, $-O-$, $-S-$, $-S(O)-$, $-S(O)_2-$, $-N(R_{21})S(O)_2-$, or $-S(O)_2N(R_{21})-$;

Ar is a substituted or unsubstituted cycloalkyl, substituted or unsubstituted heterocycloalkyl, substituted or unsubstituted aryl, or a substituted or unsubstituted heteroaryl;



Y is an optionally substituted heterocycloalkyl;

Z is $C(=O)$, $OC(=O)$, $N(R_{21})C(=O)$, $C(=S)$, $S(=O)_x$, $OS(=O)_x$, or $N(R_{21})S(=O)_x$, where x is 1 or 2;

each R_{24} is each independently halogen, $-CN$, $-NO_2$, $-OH$, $-OCF_3$, $-OCH_2F$, $-OCF_2H$, $-CF_3$, $-SR_{21}$, $-N(R_{21})S(=O)_2R_{23}$, $-S(=O)_2N(R_{21})(R_{22})$, $-S(=O)R_{23}$, $-S(=O)_2R_{23}$, $-C(=O)R_{23}$, $-OC(=O)R_{23}$, $-CO_2R_{21}$, $-N(R_{21})(R_{22})$, $-C(=O)N(R_{21})(R_{22})$, $-N(R_{21})C(=O)R_{23}$, $-N(R_{21})C(=O)OR_{22}$, $-N(R_{21})C(=O)N(R_{21})(R_{22})$, substituted or unsubstituted alkyl, substituted or unsubstituted alkoxy, substituted or unsubstituted heteroalkyl, substituted or unsubstituted heterocycloalkyl, or substituted or unsubstituted cycloalkyl;

R_{21} and R_{22} are each independently H, substituted or unsubstituted C_1 - C_6 alkyl, or substituted or unsubstituted C_3 - C_8 cycloalkyl;

R_{23} is each independently substituted or unsubstituted C_1 - C_6 alkyl, or substituted or unsubstituted C_3 - C_8 cycloalkyl;

n is 0-4;

p is 0-2;

R_6 and R_8 are independently H or L-J, and R_7 is T-W; or

R_6 and R_7 are independently H or L-J, and R_8 is T-W; or

R₇ and R₈ are independently H or L-J, and R₆ is T-W; or

R₇ and R₈ taken together form a bond, and R₆ is T-W;

L is a bond, substituted or unsubstituted C₁-C₆ alkylene, substituted or unsubstituted C₃-C₆ cycloalkylene, substituted or unsubstituted C₁-C₆ heteroalkylene, substituted or unsubstituted C₂-C₇ heterocycloalkylene, substituted or unsubstituted C₆-C₁₂ arylene, substituted or unsubstituted C₃-C₁₂ heteroarylene, -CO-, -O-, or -S-;

J is substituted or unsubstituted C₁-C₆ alkyl, substituted or unsubstituted C₃-C₆ cycloalkyl, substituted or unsubstituted C₁-C₆ heteroalkyl, substituted or unsubstituted C₂-C₇ heterocycloalkyl, substituted or unsubstituted C₆-C₁₂ aryl, NR₂₇R₂₈, or substituted or unsubstituted C₃-C₁₂ heteroaryl;

T is a bond, substituted or unsubstituted C₁-C₆ alkylene, substituted or unsubstituted C₃-C₆ cycloalkylene, substituted or unsubstituted C₁-C₆ heteroalkylene, substituted or unsubstituted C₂-C₇ heterocycloalkylene, substituted or unsubstituted C₆-C₁₂ arylene, substituted or unsubstituted C₃-C₁₂ heteroarylene, or -S-;

W is NR₂₅R₂₆, -CN, substituted or unsubstituted C₃-C₆cycloalkyl, or substituted or unsubstituted C-linked C₂-C₇heterocycloalkyl, substituted or unsubstituted C₆-C₁₂ aryl, or substituted or unsubstituted C₃-C₁₂ heteroaryl;

R₂₅ is H, substituted or unsubstituted C₁-C₆ alkyl, substituted or unsubstituted C₃-C₆ cycloalkyl, substituted or unsubstituted C₁-C₆ heteroalkyl, substituted or unsubstituted C₂-C₇ heterocycloalkyl, substituted or unsubstituted C₆-C₁₂ aryl, or substituted or unsubstituted C₃-C₁₂ heteroaryl;

R₂₆ is substituted or unsubstituted C₃-C₆ cycloalkyl, substituted or unsubstituted C₁-C₆ heteroalkyl, substituted or unsubstituted C₂-C₇ heterocycloalkyl, substituted or unsubstituted C₆-C₁₂ aryl, or substituted or unsubstituted C₃-C₁₂ heteroaryl;

R₂₇ and R₂₈ are each independently H, substituted or unsubstituted C₁-C₆ alkyl, substituted or unsubstituted C₃-C₆ cycloalkyl, substituted or unsubstituted C₁-C₆ heteroalkyl, substituted or unsubstituted C₂-C₇ heterocycloalkyl, substituted or unsubstituted C₆-C₁₂ aryl, or substituted or unsubstituted C₃-C₁₂ heteroaryl; or R₂₇ and R₂₈ together with the nitrogen to which they are attached form a heterocycloalkyl ring;

or a pharmaceutically acceptable salt thereof.

[0015] In one embodiment is a compound of Formula (II) wherein L_a is -O-. In another embodiment is a compound of Formula (II) wherein Ar is phenyl.

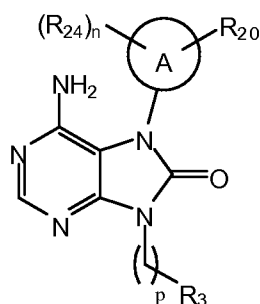
[0016] In another embodiment is a compound of Formula (II) wherein Z is C(=O), NHC(=O), N(CH₃)C(=O), or S(=O)₂.

[0017] In another embodiment is a compound of Formula (II) wherein R₆ is H; R₈ is -CN; and

R₇ is L-J. In another embodiment is a compound of Formula (II) wherein R₆ is H; R₈ is -CN; and R₇ is C₃-C₆ cycloalkyl, C₆-C₁₂ aryl, or C₃-C₁₂ heteroaryl. In another embodiment is a compound of Formula (II) wherein R₆ is H; R₈ is -CN; and R₇ is cyclopropyl or phenyl.

[0018] In another embodiment is a compound of Formula (II) wherein R₇ and R₈ are H; and R₆ is T-W. In another embodiment is a compound of Formula (II) wherein R₆ and R₈ are H; and R₇ is T-W. In yet another embodiment is a compound of Formula (II) wherein R₇ and R₈ taken together form a bond; and R₆ is T-W. In a further embodiment is a compound of Formula (II) wherein T is a bond, substituted or unsubstituted C₁-C₆ alkylene, or substituted or unsubstituted C₃-C₆ cycloalkylene. In yet a further embodiment is a compound of Formula (II) wherein T is -CH₂-. In a further embodiment is a compound of Formula (II) wherein W is substituted or unsubstituted C₃-C₆cycloalkyl, or substituted or unsubstituted C-linked C₂-C₇heterocycloalkyl, substituted or unsubstituted C₆-C₁₂ aryl, or substituted or unsubstituted C₃-C₁₂ heteroaryl. In a further embodiment is a compound of Formula (II) wherein W is cyclopropyl, imidazolyl, pyridinyl, or phenyl. In another embodiment is a compound of Formula (II) wherein W is NR₂₅R₂₆. In another embodiment is a compound of Formula (II) wherein T is -CH₂-; and W is NR₂₅R₂₆. In a further embodiment is a compound of Formula (II) wherein R₂₅ is H, substituted or unsubstituted C₁-C₆ alkyl, or substituted or unsubstituted C₃-C₆ cycloalkyl; and R₂₆ is substituted or unsubstituted C₃-C₆ cycloalkyl, substituted or unsubstituted C₁-C₆ heteroalkyl, substituted or unsubstituted C₂-C₇ heterocycloalkyl, substituted or unsubstituted C₆-C₁₂ aryl, or substituted or unsubstituted C₃-C₁₂ heteroaryl. In another embodiment is a compound of Formula (II) wherein R₂₅ and R₂₆ are substituted or unsubstituted C₃-C₆cycloalkyl. In some embodiments is a compound of Formula (II) wherein R₂₅ and R₂₆ are cyclopropyl. In another embodiment is a compound of Formula (II) wherein R₂₅ is substituted or unsubstituted C₁-C₆ alkyl; and R₂₆ is substituted or unsubstituted C₃-C₆cycloalkyl. In another embodiment is a compound of Formula (II) wherein R₂₅ is -CH₃; and R₂₆ is substituted or unsubstituted C₃-C₆cycloalkyl. In some embodiments is a compound of Formula (II) wherein R₂₅ is -CH₃; and R₂₆ is cyclopropyl. In a further embodiment of the aforementioned embodiments is a compound of Formula (II) wherein Y is pyrrolidinyl or piperidinyl. In a further embodiment of the aforementioned embodiments is a compound of Formula (II) wherein Z is C(=O).

[0019] In another aspect, provided herein is a compound of Formula (III) having the structure:



Formula (III);

wherein:

A is aryl, heteroaryl, cycloalkyl, or heterocycloalkyl;

R₂₀ is H, halogen, -CN, -CF₃, -NO₂, -OH, substituted or unsubstituted C₁-C₆alkyl, -N(R₂₁)C(=O)R₂₃, -C(=O)N(R₂₁)(R₂₂), -O-(C₁-C₆alkyl), -O-alkylene-OR₂₁, -CO₂H, -O-alkylene-CO₂H, -O-alkylene-C(=O)N(R₂₁)(R₂₂), or -N(R₂₁)C(=O)N(R₂₁)(R₂₂);

each R₂₁ is independently H, substituted or unsubstituted C₁-C₆alkyl, or substituted or unsubstituted C₃-C₈cycloalkyl;

each R₂₂ is independently H, substituted or unsubstituted C₁-C₆alkyl, or substituted or unsubstituted C₃-C₈cycloalkyl;

each R₂₃ is independently substituted or unsubstituted C₁-C₆alkyl, or substituted or unsubstituted C₃-C₈cycloalkyl;

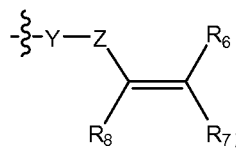
each R₂₄ is each independently halogen, -CN, -NO₂, -OH, -OCF₃, -OCH₂F, -OCF₂H, -CF₃, -SR₂₁, -N(R₂₁)S(=O)₂R₂₃, -S(=O)₂N(R₂₁)(R₂₂), -S(=O)R₂₃, -S(=O)₂R₂₃, -C(=O)R₂₃, -OC(=O)R₂₃, -CO₂R₂₁, -N(R₂₁)(R₂₂), -C(=O)N(R₂₁)(R₂₂), -N(R₂₁)C(=O)R₂₃, -N(R₂₁)C(=O)OR₂₂, -N(R₂₁)C(=O)N(R₂₁)(R₂₂), substituted or unsubstituted alkyl, substituted or unsubstituted alkoxy, substituted or unsubstituted heteroalkyl, substituted or unsubstituted heterocycloalkyl, or substituted or unsubstituted cycloalkyl;

p is 0-2;

n is 0-4;

R₃ is optionally substituted alkyl, optionally substituted cycloalkyl, optionally substituted heterocycloalkyl, optionally substituted aryl, optionally substituted heteroaryl, -(C=O)C₁-C₆

alkyl, -(C=O)OR₄, -(C=O)NR₄R₄, -(C=O)SR₄, -G-X, or



G is optionally substituted heterocycloalkyl, optionally substituted aryl, or optionally substituted heteroaryl;

X is optionally substituted cycloalkyl; optionally substituted heterocycloalkyl; optionally substituted aryl, optionally substituted heteroaryl, -OR₄, -SR₄, or -NR₄R₄;

each R_4 is each independently H, C_1 - C_6 alkyl, C_2 - C_6 heteroalkyl, C_3 - C_6 cycloalkyl, or C_2 - C_6 heterocycloalkyl;

Y is an optionally substituted group selected from among alkyl, heteroalkyl, cycloalkyl, heterocycloalkyl, aryl, and heteroaryl;

Z is $C(=O)$, $OC(=O)$, $N(R_{21})C(=O)$, $C(=S)$, $S(=O)_x$, $OS(=O)_x$, or $N(R_{21})S(=O)_x$, where x is 1 or 2;

R_6 is H or L-J-W;

R_7 and R_8 are independently H or L-J-W; or R_7 and R_8 taken together form a bond;

L and J are each independently a bond, substituted or unsubstituted C_1 - C_6 alkylene, substituted or unsubstituted C_3 - C_6 cycloalkylene, substituted or unsubstituted C_1 - C_6 heteroalkylene, substituted or unsubstituted C_2 - C_7 heterocycloalkylene, substituted or unsubstituted C_6 - C_{12} arylene, substituted or unsubstituted C_3 - C_{12} heteroarylene, $-CO-$, $-O-$, or $-S-$;

W is H, $-CN$, or $NR_{25}R_{26}$;

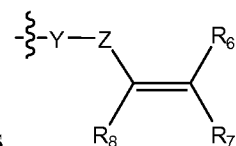
R_{25} and R_{26} are each independently H, substituted or unsubstituted C_1 - C_6 alkyl, substituted or unsubstituted C_3 - C_6 cycloalkyl, substituted or unsubstituted C_1 - C_6 heteroalkyl, substituted or unsubstituted C_2 - C_7 heterocycloalkyl, substituted or unsubstituted C_6 - C_{12} aryl, or substituted or unsubstituted C_3 - C_{12} heteroaryl; or R_{25} and R_{26} together with the nitrogen to which they are attached form a heterocycloalkyl ring; or a pharmaceutically acceptable salt thereof.

[0020] In one embodiment is a compound of Formula (III) wherein A is aryl. In another embodiment is a compound of Formula (III) wherein A is phenyl.

[0021] In another embodiment is a compound of Formula (III) wherein R_{20} is H, halogen, $-CN$, $-CF_3$, or substituted or unsubstituted C_1 - C_6 alkyl. In some embodiments is a compound of Formula (III) wherein R_{20} is H. In some embodiments is a compound of Formula (III) wherein R_{20} is $-CN$. In some embodiments is a compound of Formula (III) wherein R_{20} is $-CF_3$. In some embodiments is a compound of Formula (III) wherein R_{20} is halogen. In some embodiments is a compound of Formula (III) wherein R_{20} is F or Cl. In some embodiments is a compound of Formula (III) wherein R_{20} is substituted or unsubstituted C_1 - C_6 alkyl.

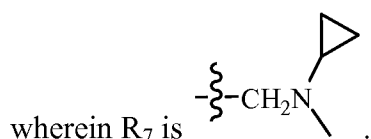
[0022] In a further embodiment is a compound of Formula (III) wherein R_3 is optionally substituted alkyl. In another embodiment is a compound of Formula (III) wherein R_3 is optionally substituted cycloalkyl. In another embodiment is a compound of Formula (III) wherein R_3 is optionally substituted heterocycloalkyl.

[0023] In another embodiment is a compound of Formula (III) wherein R_3 is



In further embodiments, Z is C(=O), NHC(=O), N(CH₃)C(=O), or S(=O)₂.

[0024] In another embodiment is a compound of Formula (III) wherein R₆, R₇, and R₈ are H. In another embodiment is a compound of Formula (III) wherein R₆ is H; R₈ is -CN; and R₇ is L-J-W. In another embodiment is a compound of Formula (III) wherein R₆ is H; R₈ is -CN; and R₇ is C₃-C₆ cycloalkyl, C₆-C₁₂ aryl, or C₃-C₁₂ heteroaryl. In another embodiment is a compound of Formula (III) wherein R₆ is H; R₈ is -CN; and R₇ is cyclopropyl or phenyl. In another embodiment is a compound of Formula (III) wherein R₇ and R₈ are H; and R₆ is L-J-W. In a further embodiment is a compound of Formula (III) wherein R₆ is H, substituted or unsubstituted C₁-C₆alkyl, substituted or unsubstituted C₁-C₆heteroalkyl, (C₁-C₆dialkylamino)C₁-C₆alkyl, ((C₁-C₆alkyl)(C₃-C₆cycloalkyl)amino)C₁-C₆alkyl, ((C₃-C₆cycloalkyl)(C₃-C₆cycloalkyl)amino)C₁-C₆alkyl, substituted or unsubstituted C₁-C₆alkylC₃-C₆cycloalkyl, or C₁-C₄alkyl(C₂-C₇heterocycloalkyl). In yet a further embodiment is a compound of Formula (III) wherein R₆ is substituted or unsubstituted C₁-C₆alkyl, substituted or unsubstituted C₁-C₆heteroalkyl, (C₁-C₆dialkylamino)C₁-C₆alkyl, ((C₃-C₆cycloalkyl)(C₃-C₆cycloalkyl)amino)C₁-C₆alkyl, or ((C₁-C₆alkyl)(C₃-C₆cycloalkyl)amino)C₁-C₆alkyl. In another embodiment is a compound of Formula (III) wherein R₆ and R₈ are H; and R₇ is L-J-W. In another embodiment is a compound of Formula (III) wherein R₇ is H, substituted or unsubstituted C₁-C₆alkyl, substituted or unsubstituted C₁-C₆heteroalkyl, (C₁-C₆dialkylamino)C₁-C₆alkyl, ((C₁-C₆alkyl)(C₃-C₆cycloalkyl)amino)C₁-C₆alkyl, ((C₃-C₆cycloalkyl)(C₃-C₆cycloalkyl)amino)C₁-C₆alkyl, substituted or unsubstituted C₁-C₆alkylC₃-C₆cycloalkyl, or C₁-C₄alkyl(C₂-C₇heterocycloalkyl). In a further embodiment is a compound of Formula (III) wherein R₇ is substituted or unsubstituted C₁-C₆alkyl, substituted or unsubstituted C₁-C₆heteroalkyl, (C₁-C₆dialkylamino)C₁-C₆alkyl, ((C₃-C₆cycloalkyl)(C₃-C₆cycloalkyl)amino)C₁-C₆alkyl, or ((C₁-C₆alkyl)(C₃-C₆cycloalkyl)amino)C₁-C₆alkyl. In a further embodiment is a compound of Formula (III) wherein R₇ is -CH₂N(CH₃)₂. In yet a further embodiment is a compound of Formula (III)

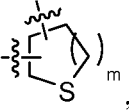
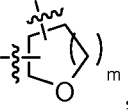
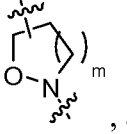
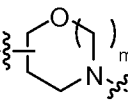


[0025] In another embodiment is a compound of Formula (III) wherein R₆ and R₈ are H; R₇ is L-J-W. In a further embodiment, L is a bond, substituted or unsubstituted C₁-C₆ alkylene, or substituted or unsubstituted C₃-C₆ cycloalkylene; and J is a bond, substituted or unsubstituted C₁-C₆ alkylene, substituted or unsubstituted C₃-C₆ cycloalkylene, substituted or unsubstituted C₁-C₆ heteroalkylene, substituted or unsubstituted C₂-C₇ heterocycloalkylene, substituted or unsubstituted C₆-C₁₂ arylene, or substituted or unsubstituted C₃-C₁₂ heteroarylene. In a further embodiment is a compound of Formula (III) wherein L is -CH₂-. In a further embodiment is a

compound of Formula (III) wherein J is substituted or unsubstituted C₁-C₆ alkylene, substituted or unsubstituted C₃-C₆ cycloalkylene, substituted or unsubstituted C₁-C₆ heteroalkylene, substituted or unsubstituted C₂-C₇ heterocycloalkylene, substituted or unsubstituted C₆-C₁₂ arylene, or substituted or unsubstituted C₃-C₁₂ heteroarylene. In yet a further embodiment is a compound of Formula (III) wherein J is substituted or unsubstituted C₁-C₆ alkylene, cyclopropyl, pyrrolidinyl, piperidinyl, piperiziny, morpholinyl, imidazolyl, pyridinyl, or phenyl. In a further embodiment is a compound of Formula (III) wherein L is a bond. In a further embodiment is a compound of Formula (III) wherein J is substituted or unsubstituted C₃-C₆ cycloalkylene, substituted or unsubstituted C₁-C₆ heteroalkylene, substituted or unsubstituted C₂-C₇ heterocycloalkylene, substituted or unsubstituted C₆-C₁₂ arylene, or substituted or unsubstituted C₃-C₁₂ heteroarylene. In yet a further embodiment is a compound of Formula (III) wherein J is -CH₂-; and W is NR₂₅R₂₆. In another embodiment is a compound of Formula (III) wherein L is a bond; J is -CH₂-; and W is NR₂₅R₂₆. In a further embodiment is a compound of Formula (III) wherein R₂₅ is H, substituted or unsubstituted C₁-C₆ alkyl, or substituted or unsubstituted C₃-C₆ cycloalkyl; and R₂₆ is substituted or unsubstituted C₁-C₆ alkyl, substituted or unsubstituted C₃-C₆ cycloalkyl, substituted or unsubstituted C₁-C₆ heteroalkyl, substituted or unsubstituted C₂-C₇ heterocycloalkyl, substituted or unsubstituted C₆-C₁₂ aryl, or substituted or unsubstituted C₃-C₁₂ heteroaryl. In some embodiments is a compound of Formula (III) wherein R₂₅ and R₂₆ are -CH₃. In some embodiments is a compound of Formula (III) wherein R₂₅ and R₂₆ are cyclopropyl. In some embodiments is a compound of Formula (III) wherein R₂₅ is -CH₃ and R₂₆ is cyclopropyl.

[0026] In another embodiment is a compound of Formula (III) wherein R₇ and R₈ taken together form a bond; and R₆ is L-J-W. In a further embodiment is a compound of Formula (III) wherein R₆ is H, substituted or unsubstituted C₁-C₆alkyl, substituted or unsubstituted C₁-C₆heteroalkyl, (C₁-C₆dialkylamino)C₁-C₆alkyl, ((C₁-C₆alkyl)(C₃-C₆cycloalkyl)amino)C₁-C₆alkyl, ((C₃-C₆cycloalkyl)(C₃-C₆cycloalkyl)amino)C₁-C₆alkyl, substituted or unsubstituted C₁-C₆alkylC₃-C₆cycloalkyl, or C₁-C₄alkyl(C₂-C₇heterocycloalkyl). In yet a further embodiment is a compound of Formula (III) wherein R₆ is substituted or unsubstituted C₁-C₆alkyl, substituted or unsubstituted C₁-C₆heteroalkyl, (C₁-C₆dialkylamino)C₁-C₆alkyl, ((C₃-C₆cycloalkyl)(C₃-C₆cycloalkyl)amino)C₁-C₆alkyl, or ((C₁-C₆alkyl)(C₃-C₆cycloalkyl)amino)C₁-C₆alkyl.

[0027] In a further embodiment of the aforementioned embodiments is a compound of Formula (III) wherein Y is aryl or heterocycloalkyl. In a further embodiment is a compound of Formula (III) wherein Y is phenyl, pyrrolidinyl, or piperidinyl. In yet a further embodiment is a compound of Formula (III) wherein Y is phenyl, pyrrolidinyl, or piperidinyl. In a further embodiment of the aforementioned embodiments is a compound of Formula (III) wherein Y is

selected from , , , and ; wherein m is 0 to 3. In a further embodiment of the aforementioned embodiments is a compound of Formula (III) wherein Z is C(=O).

[0028] In a further embodiment of the aforementioned embodiments wherein A is phenyl is a compound of Formula (III) wherein R₂₀ is attached to the phenyl ring at the para position relative to the purinone ring. In another embodiment of the aforementioned embodiments wherein A is phenyl is a compound of Formula (III) wherein R₂₀ is attached to the phenyl ring at the meta position relative to the purinone ring. In yet another embodiment of the aforementioned embodiments wherein A is phenyl is a compound of Formula (III) wherein R₂₀ is attached to the phenyl ring at the ortho position relative to the purinone ring.

[0029] In a further embodiment of the aforementioned embodiments is a compound of Formula (I), (Ia), (Ib), (II), (IIa), (IIb), (III), (IIIa), (IIIb), or (IIIc) wherein p is 0. In a further embodiment of the aforementioned embodiments is a compound of Formula (I), (Ia), (Ib), (II), (IIa), (IIb), (III), (IIIa), (IIIb), or (IIIc) wherein n is 0.

[0030] In another aspect is a pharmaceutical composition comprising a therapeutically effective amount of a compound of Formula (I), (Ia), (Ib), (II), (IIa), (IIb), (III), (IIIa), (IIIb), or (IIIc) and a pharmaceutically acceptable excipient. In a further embodiment is a pharmaceutical composition comprising a therapeutically effective amount of a compound of Formula (I). In another embodiment is a pharmaceutical composition comprising a therapeutically effective amount of a compound of Formula (II). In another embodiment is a pharmaceutical composition comprising a therapeutically effective amount of a compound of Formula (III). In one embodiment, the pharmaceutical composition comprising the compound of Formula (I), (Ia), (Ib), (II), (IIa), (IIb), (III), (IIIa), (IIIb), or (IIIc) is formulated for a route of administration selected from oral administration, parenteral administration, buccal administration, nasal administration, topical administration, or rectal administration. In another aspect is a method for treating an autoimmune disease or condition comprising administering to a patient in need a therapeutically effective amount of a compound of Formula (I), (Ia), (Ib), (II), (IIa), (IIb), (III), (IIIa), (IIIb), or (IIIc). In one embodiment the autoimmune disease is selected from rheumatoid arthritis or lupus. In a further aspect is a method for treating a heteroimmune disease or condition comprising administering to a patient in need a therapeutically effective amount of a compound of Formula (I), (Ia), (Ib), (II), (IIa), (IIb), (III), (IIIa), (IIIb), or (IIIc). In yet another embodiment is a method for treating a cancer comprising administering to a patient in need a therapeutically effective amount of a compound of Formula (I), (Ia), (Ib), (II), (IIa), (IIb), (III),

(IIIa), (IIIb), or (IIIc). In one embodiment the cancer is a B-cell proliferative disorder.

[0031] In another embodiment the B-cell proliferative disorder is diffuse large B cell lymphoma, follicular lymphoma or chronic lymphocytic leukemia.

[0032] In yet a further aspect is a method for treating mastocytosis comprising administering to a patient in need a therapeutically effective amount of a compound of Formula (I), (Ia), (Ib), (II), (IIa), (IIb), (III), (IIIa), (IIIb), or (IIIc).

[0033] In another aspect is a method for treating osteoporosis or bone resorption disorders comprising administering to a patient in need a therapeutically effective amount of a compound of Formula (I), (Ia), (Ib), (II), (IIa), (IIb), (III), (IIIa), (IIIb), or (IIIc).

[0034] In a further aspect is a method for treating an inflammatory disease or condition comprising administering to a patient in need a therapeutically effective amount of a compound of Formula (I), (Ia), (Ib), (II), (IIa), (IIb), (III), (IIIa), (IIIb), or (IIIc).

[0035] Any combination of the groups described above for the various variables is contemplated herein. It is understood that substituents and substitution patterns on the compounds provided herein can be selected by one of ordinary skill in the art to provide compounds that are chemically stable and that can be synthesized by techniques known in the art, as well as those set forth herein.

[0036] In a further aspect are provided pharmaceutical compositions, which include a therapeutically effective amount of at least one of any of the compounds herein, or a pharmaceutically acceptable salt, pharmaceutically active metabolite, pharmaceutically acceptable prodrug, or pharmaceutically acceptable solvate. In certain embodiments, compositions provided herein further include a pharmaceutically acceptable diluent, excipient and/or binder.

[0037] Pharmaceutical compositions formulated for administration by an appropriate route and means containing effective concentrations of one or more of the compounds provided herein, or pharmaceutically effective derivatives thereof, that deliver amounts effective for the treatment, prevention, or amelioration of one or more symptoms of diseases, disorders or conditions that are modulated or otherwise affected by tyrosine kinase activity, or in which tyrosine kinase activity is implicated, are provided. The effective amounts and concentrations are effective for ameliorating any of the symptoms of any of the diseases, disorders or conditions disclosed herein.

[0038] In certain embodiments, provided herein is a pharmaceutical composition containing: i) a physiologically acceptable carrier, diluent, and/or excipient; and ii) one or more compounds provided herein.

[0039] In one aspect, provided herein are methods for treating a patient by administering a

compound provided herein. In some embodiments, provided herein is a method of inhibiting the activity of tyrosine kinase(s), such as Btk, or of treating a disease, disorder, or condition, which would benefit from inhibition of tyrosine kinase(s), such as Btk, in a patient, which includes administering to the patient a therapeutically effective amount of at least one of any of the compounds herein, or pharmaceutically acceptable salt, pharmaceutically active metabolite, pharmaceutically acceptable prodrug, or pharmaceutically acceptable solvate.

[0040] In another aspect, provided herein is the use of a compound disclosed herein for inhibiting Bruton's tyrosine kinase (Btk) activity or for the treatment of a disease, disorder, or condition, which would benefit from inhibition of Bruton's tyrosine kinase (Btk) activity.

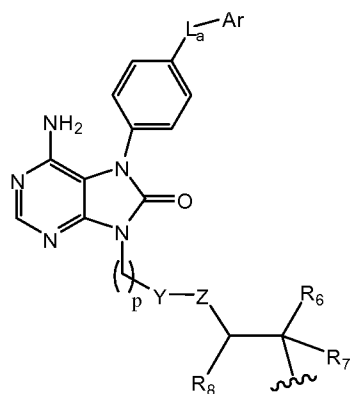
[0041] In some embodiments, compounds provided herein are administered to a human.


[0042] In some embodiments, compounds provided herein are orally administered.

[0043] In other embodiments, compounds provided herein are used for the formulation of a medicament for the inhibition of tyrosine kinase activity. In some other embodiments, compounds provided herein are used for the formulation of a medicament for the inhibition of Bruton's tyrosine kinase (Btk) activity.

[0044] Articles of manufacture including packaging material, a compound or composition or pharmaceutically acceptable derivative thereof provided herein, which is effective for inhibiting the activity of tyrosine kinase(s), such as Btk, within the packaging material, and a label that indicates that the compound or composition, or pharmaceutically acceptable salt, pharmaceutically active metabolite, pharmaceutically acceptable prodrug, or pharmaceutically acceptable solvate thereof, is used for inhibiting the activity of tyrosine kinase(s), such as Btk, are provided.

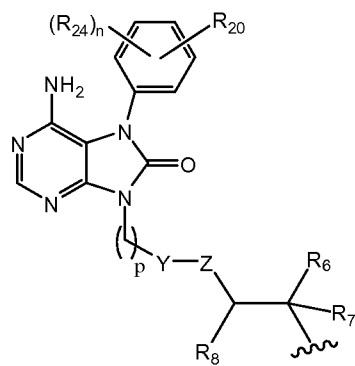
[0045] In another aspect are inhibited tyrosine kinases comprising a Bruton's tyrosine kinase covalently bound to an inhibitor having the structure:




[0046] , wherein  indicates the point of attachment between the inhibitor and the tyrosine kinase. In a further embodiment, the inhibitor is covalently bound to a cysteine residue on the tyrosine kinase.

[0047] In another aspect are inhibited tyrosine kinases comprising a Bruton's tyrosine kinase

covalently bound to an inhibitor having the structure:



[0048] , wherein  indicates the point of attachment between the inhibitor and the tyrosine kinase. In a further embodiment, the inhibitor is covalently bound to a cysteine residue on the tyrosine kinase.

[0049] In a further aspect, provided herein is a method for inhibiting Bruton's tyrosine kinase in a subject in need thereof by administering to the subject thereof a composition containing a therapeutically effective amount of at least one compound having the structure of Formula (I), (Ia), (Ib), (II), (IIa), (IIb), (III), (IIIa), (IIIb), or (IIIc). In some embodiments, the subject in need is suffering from an autoimmune disease, e.g., inflammatory bowel disease, arthritis, lupus, rheumatoid arthritis, psoriatic arthritis, osteoarthritis, Still's disease, juvenile arthritis, diabetes, myasthenia gravis, Hashimoto's thyroiditis, Ord's thyroiditis, Graves' disease Sjögren's syndrome, multiple sclerosis, Guillain-Barré syndrome, acute disseminated encephalomyelitis, Addison's disease, opsoclonus-myoclonus syndrome, ankylosing spondylitis, antiphospholipid antibody syndrome, aplastic anemia, autoimmune hepatitis, coeliac disease, Goodpasture's syndrome, idiopathic thrombocytopenic purpura, optic neuritis, scleroderma, primary biliary cirrhosis, Reiter's syndrome, Takayasu's arteritis, temporal arteritis, warm autoimmune hemolytic anemia, Wegener's granulomatosis, psoriasis, alopecia universalis, Behçet's disease, chronic fatigue, dysautonomia, endometriosis, interstitial cystitis, neuromyotonia, scleroderma, or vulvodynia.

[0050] In other embodiments, the subject in need is suffering from a heteroimmune condition or disease, e.g., graft versus host disease, transplantation, transfusion, anaphylaxis, allergy, type I hypersensitivity, allergic conjunctivitis, allergic rhinitis, or atopic dermatitis.

[0051] In certain embodiments, the subject in need is suffering from an inflammatory disease, e.g., asthma, appendicitis, blepharitis, bronchiolitis, bronchitis, bursitis, cervicitis, cholangitis, cholecystitis, colitis, conjunctivitis, cystitis, dacryoadenitis, dermatitis, dermatomyositis, encephalitis, endocarditis, endometritis, enteritis, enterocolitis, epicondylitis, epididymitis, fasciitis, fibrositis, gastritis, gastroenteritis, hepatitis, hidradenitis suppurativa, laryngitis, mastitis, meningitis, myelitis myocarditis, myositis, nephritis, oophoritis, orchitis, osteitis, otitis, pancreatitis, parotitis, pericarditis, peritonitis, pharyngitis, pleuritis, phlebitis, pneumonitis,

pneumonia, proctitis, prostatitis, pyelonephritis, rhinitis, salpingitis, sinusitis, stomatitis, synovitis, tendonitis, tonsillitis, uveitis, vaginitis, vasculitis, or vulvitis.

[0052] In further embodiments, the subject in need is suffering from a cancer. In one embodiment, the cancer is a B-cell proliferative disorder, e.g., diffuse large B cell lymphoma, follicular lymphoma, chronic lymphocytic lymphoma, chronic lymphocytic leukemia, B-cell prolymphocytic leukemia, lymphoplasmacytic lymphoma/Waldenström macroglobulinemia, splenic marginal zone lymphoma, plasma cell myeloma, plasmacytoma, extranodal marginal zone B cell lymphoma, nodal marginal zone B cell lymphoma, mantle cell lymphoma, mediastinal (thymic) large B cell lymphoma, intravascular large B cell lymphoma, primary effusion lymphoma, burkitt lymphoma/leukemia, or lymphomatoid granulomatosis. In some embodiments, where the subject is suffering from a cancer, an anti-cancer agent is administered to the subject in addition to one of the above-mentioned compounds. In one embodiment, the anti-cancer agent is an inhibitor of mitogen-activated protein kinase signaling, e.g., U0126, PD98059, PD184352, PD0325901, ARRY-142886, SB239063, SP600125, BAY 43-9006, wortmannin, or LY294002.

[0053] In further embodiments, the subject in need is suffering from a thromboembolic disorder, e.g., myocardial infarct, angina pectoris, reocclusion after angioplasty, restenosis after angioplasty, reocclusion after aortocoronary bypass, restenosis after aortocoronary bypass, stroke, transitory ischemia, a peripheral arterial occlusive disorder, pulmonary embolism, or deep venous thrombosis.

[0054] In a further aspect, provided herein is a method for treating an autoimmune disease by administering to a subject in need thereof a composition containing a therapeutically effective amount of at least one compound having the structure of Formula (I), (Ia), (Ib), (II), (IIa), (IIb), (III), (IIIa), (IIIb), or (IIIc). In one embodiment, the autoimmune disease is arthritis. In another embodiment, the autoimmune disease is lupus. In some embodiments, the autoimmune disease is inflammatory bowel disease (including Crohn's disease and ulcerative colitis), rheumatoid arthritis, psoriatic arthritis, osteoarthritis, Still's disease, juvenile arthritis, lupus, diabetes, myasthenia gravis, Hashimoto's thyroiditis, Ord's thyroiditis, Graves' disease Sjögren's syndrome, multiple sclerosis, Guillain-Barré syndrome, acute disseminated encephalomyelitis, Addison's disease, opsoclonus-myooclonus syndrome, ankylosing spondylitis, antiphospholipid antibody syndrome, aplastic anemia, autoimmune hepatitis, coeliac disease, Goodpasture's syndrome, idiopathic thrombocytopenic purpura, optic neuritis, scleroderma, primary biliary cirrhosis, Reiter's syndrome, Takayasu's arteritis, temporal arteritis, warm autoimmune hemolytic anemia, Wegener's granulomatosis, psoriasis, alopecia universalis, Behçet's disease, chronic fatigue, dysautonomia, endometriosis, interstitial cystitis, neuromyotonia, scleroderma,

or vulvodynia.

[0055] In a further aspect, provided herein is a method for treating a heteroimmune condition or disease by administering to a subject in need thereof a composition containing a therapeutically effective amount of at least one compound having the structure of Formula (I), (Ia), (Ib), (II), (IIa), (IIb), (III), (IIIa), (IIIb), or (IIIc). In some embodiments, the heteroimmune condition or disease is graft versus host disease, transplantation, transfusion, anaphylaxis, allergy, type I hypersensitivity, allergic conjunctivitis, allergic rhinitis, or atopic dermatitis.

[0056] In a further aspect, provided herein is a method for treating an inflammatory disease by administering to a subject in need thereof a composition containing a therapeutically effective amount of at least one compound having the structure of Formula (I), (Ia), (Ib), (II), (IIa), (IIb), (III), (IIIa), (IIIb), or (IIIc). In some embodiments, the inflammatory disease is asthma, inflammatory bowel disease (including Crohn's disease and ulcerative colitis), appendicitis, blepharitis, bronchiolitis, bronchitis, bursitis, cervicitis, cholangitis, cholecystitis, colitis, conjunctivitis, cystitis, dacryoadenitis, dermatitis, dermatomyositis, encephalitis, endocarditis, endometritis, enteritis, enterocolitis, epicondylitis, epididymitis, fasciitis, fibrositis, gastritis, gastroenteritis, hepatitis, hidradenitis suppurativa, laryngitis, mastitis, meningitis, myelitis myocarditis, myositis, nephritis, oophoritis, orchitis, osteitis, otitis, pancreatitis, parotitis, pericarditis, peritonitis, pharyngitis, pleuritis, phlebitis, pneumonitis, pneumonia, proctitis, prostatitis, pyelonephritis, rhinitis, salpingitis, sinusitis, stomatitis, synovitis, tendonitis, tonsillitis, uveitis, vaginitis, vasculitis, or vulvitis.

[0057] In yet another aspect, provided herein is a method for treating a cancer by administering to a subject in need thereof a composition containing a therapeutically effective amount of at least one compound having the structure of Formula (I), (Ia), (Ib), (II), (IIa), (IIb), (III), (IIIa), (IIIb), or (IIIc). In one embodiment, the cancer is a B-cell proliferative disorder, e.g., diffuse large B cell lymphoma, follicular lymphoma, chronic lymphocytic lymphoma, chronic lymphocytic leukemia, B-cell prolymphocytic leukemia, lymphoplasmacytic lymphoma/Waldenström macroglobulinemia, splenic marginal zone lymphoma, plasma cell myeloma, plasmacytoma, extranodal marginal zone B cell lymphoma, nodal marginal zone B cell lymphoma, mantle cell lymphoma, mediastinal (thymic) large B cell lymphoma, intravascular large B cell lymphoma, primary effusion lymphoma, burkitt lymphoma/leukemia, or lymphomatoid granulomatosis. In some embodiments, where the subject is suffering from a cancer, an anti-cancer agent is administered to the subject in addition to one of the above-mentioned compounds. In one embodiment, the anti-cancer agent is an inhibitor of mitogen-activated protein kinase signaling, e.g., U0126, PD98059, PD184352, PD0325901, ARRY-142886, SB239063, SP600125, BAY 43-9006, wortmannin, or LY294002.

[0058] In another aspect, provided herein is a method for treating a thromboembolic disorder by administering to a subject in need thereof a composition containing a therapeutically effective amount of at least one compound having the structure of Formula (I), (Ia), (Ib), (II), (IIa), (IIb), (III), (IIIa), (IIIb), or (IIIc). In some embodiments, the thromboembolic disorder is myocardial infarct, angina pectoris, reocclusion after angioplasty, restenosis after angioplasty, reocclusion after aortocoronary bypass, restenosis after aortocoronary bypass, stroke, transitory ischemia, a peripheral arterial occlusive disorder, pulmonary embolism, or deep venous thrombosis.

[0059] In a further aspect, provided herein is a method for treating an autoimmune disease by administering to a subject in need thereof a composition containing a therapeutically effective amount of a compound that forms a covalent bond with Bruton's tyrosine kinase. In one embodiment, the compound forms a covalent bond with the activated form of Bruton's tyrosine kinase. In further or alternative embodiments, the compound irreversibly inhibits the Bruton's tyrosine kinase to which it is covalently bound. In a further or alternative embodiment, the compound forms a covalent bond with a cysteine residue on Bruton's tyrosine kinase.

[0060] In a further aspect, provided herein is a method for treating a heteroimmune condition or disease by administering to a subject in need thereof a composition containing a therapeutically effective amount of a compound that forms a covalent bond with Bruton's tyrosine kinase. In one embodiment, the compound forms a covalent bond with the activated form of Bruton's tyrosine kinase. In further or alternative embodiments, the compound irreversibly inhibits the Bruton's tyrosine kinase to which it is covalently bound. In a further or alternative embodiment, the compound forms a covalent bond with a cysteine residue on Bruton's tyrosine kinase.

[0061] In a further aspect, provided herein is a method for treating an inflammatory disease by administering to a subject in need thereof a composition containing a therapeutically effective amount of a compound that forms a covalent bond with Bruton's tyrosine kinase. In one embodiment, the compound forms a covalent bond with the activated form of Bruton's tyrosine kinase. In further or alternative embodiments, the compound irreversibly inhibits the Bruton's tyrosine kinase to which it is covalently bound. In a further or alternative embodiment, the compound forms a covalent bond with a cysteine residue on Bruton's tyrosine kinase. In yet another aspect, provided herein is a method for treating a cancer by administering to a subject in need thereof a composition containing a therapeutically effective amount of a compound that forms a covalent bond with Bruton's tyrosine kinase. In one embodiment, the compound forms a covalent bond with the activated form of Bruton's tyrosine kinase. In further or alternative embodiments, the compound irreversibly inhibits the Bruton's tyrosine kinase to which it is covalently bound. In a further or alternative embodiment, the compound forms a covalent bond with a cysteine residue on Bruton's tyrosine kinase.

[0062] In another aspect, provided herein is a method for treating a thromboembolic disorder by administering to a subject in need thereof a composition containing a therapeutically effective amount of a compound that forms a covalent bond with Bruton's tyrosine kinase. In one embodiment, the compound forms a covalent bond with the activated form of Bruton's tyrosine kinase. In further or alternative embodiments, the compound irreversibly inhibits the Bruton's tyrosine kinase to which it is covalently bound. In a further or alternative embodiment, the compound forms a covalent bond with a cysteine residue on Bruton's tyrosine kinase.

[0063] In another aspect are methods for modulating, including irreversibly inhibiting the activity of Btk or other tyrosine kinases, wherein the other tyrosine kinases share homology with Btk by having a cysteine residue (including a Cys 481 residue) that can form a covalent bond with at least one irreversible inhibitor described herein, in a mammal comprising administering to the mammal at least once an effective amount of at least one compound having the structure of Formula (I), (Ia), (Ib), (II), (IIa), (IIb), (III), (IIIa), (IIIb), or (IIIc). In another aspect are methods for modulating, including including reversibly or irreversibly inhibiting, the activity of Btk in a mammal comprising administering to the mammal at least once an effective amount of at least one compound having the structure of Formula (I), (Ia), (Ib), (II), (IIa), (IIb), (III), (IIIa), (IIIb), or (IIIc). In another aspect are methods for treating Btk-dependent or Btk mediated conditions or diseases, comprising administering to the mammal at least once an effective amount of at least one compound having the structure of Formula (I), (Ia), (Ib), (II), (IIa), (IIb), (III), (IIIa), (IIIb), or (IIIc).

[0064] In another aspect are methods for treating inflammation comprising administering to the mammal at least once an effective amount of at least one compound having the structure of Formula (I), (Ia), (Ib), (II), (IIa), (IIb), (III), (IIIa), (IIIb), or (IIIc).

[0065] A further aspect are methods for the treatment of cancer comprising administering to the mammal at least once an effective amount of at least one compound having the structure of Formula (I), (Ia), (Ib), (II), (IIa), (IIb), (III), (IIIa), (IIIb), or (IIIc). The type of cancer may include, but is not limited to, pancreatic cancer and other solid or hematological tumors.

[0066] In another aspect are methods for treating respiratory diseases comprising administering to the mammal at least once an effective amount of at least one compound having the structure of Formula (I), (Ia), (Ib), (II), (IIa), (IIb), (III), (IIIa), (IIIb), or (IIIc). In a further embodiment of this aspect, the respiratory disease is asthma. In a further embodiment of this aspect, the respiratory disease includes, but is not limited to, adult respiratory distress syndrome and allergic (extrinsic) asthma, non-allergic (intrinsic) asthma, acute severe asthma, chronic asthma, clinical asthma, nocturnal asthma, allergen-induced asthma, aspirin-sensitive asthma, exercise-induced asthma, isocapnic hyperventilation, child-onset asthma, adult-onset asthma, cough-

variant asthma, occupational asthma, steroid-resistant asthma, or seasonal asthma.

[0067] In another aspect are methods for preventing rheumatoid arthritis and osteoarthritis comprising administering to the mammal at least once an effective amount of at least one compound having the structure of Formula (I), (Ia), (Ib), (II), (IIa), (IIb), (III), (IIIa), (IIIb), or (IIIc).

[0068] In another aspect are methods for treating inflammatory responses of the skin comprising administering to the mammal at least once an effective amount of at least one compound having the structure of Formula (I), (Ia), (Ib), (II), (IIa), (IIb), (III), (IIIa), (IIIb), or (IIIc). Such inflammatory responses of the skin include, by way of example, dermatitis, contact dermatitis, eczema, urticaria, rosacea, and scarring. In another aspect are methods for reducing psoriatic lesions in the skin, joints, or other tissues or organs, comprising administering to the mammal an effective amount of a first compound having the structure of Formula (I), (Ia), (Ib), (II), (IIa), (IIb), (III), (IIIa), (IIIb), or (IIIc).

[0069] In another aspect is the use of a compound of Formula (I), (Ia), (Ib), (II), (IIa), (IIb), (III), (IIIa), (IIIb), or (IIIc) in the manufacture of a medicament for treating an inflammatory disease or condition in an animal in which the activity of Btk or other tyrosine kinases, wherein the other tyrosine kinases share homology with Btk by having a cysteine residue (including a Cys 481 residue) that can form a covalent bond with at least one irreversible inhibitor described herein, contributes to the pathology and/or symptoms of the disease or condition. In one embodiment of this aspect, the tyrosine kinase protein is Btk. In another or further embodiment of this aspect, the inflammatory disease or conditions are respiratory, cardiovascular, or proliferative diseases.

[0070] In any of the aforementioned aspects are further embodiments in which administration is enteral, parenteral, or both, and wherein (a) the effective amount of the compound is systemically administered to the mammal; (b) the effective amount of the compound is administered orally to the mammal; (c) the effective amount of the compound is intravenously administered to the mammal; (d) the effective amount of the compound administered by inhalation; (e) the effective amount of the compound is administered by nasal administration; or (f) the effective amount of the compound is administered by injection to the mammal; (g) the effective amount of the compound is administered topically (dermal) to the mammal; (h) the effective amount of the compound is administered by ophthalmic administration; or (i) the effective amount of the compound is administered rectally to the mammal.

[0071] In any of the aforementioned aspects are further embodiments comprising single administrations of the effective amount of the compound, including further embodiments in which (i) the compound is administered once; (ii) the compound is administered to the mammal

multiple times over the span of one day; (iii) continually; or (iv) continuously.

[0072] In any of the aforementioned aspects are further embodiments comprising multiple administrations of the effective amount of the compound, including further embodiments in which (i) the compound is administered in a single dose; (ii) the time between multiple administrations is every 6 hours; (iii) the compound is administered to the mammal every 8 hours. In further or alternative embodiments, the method comprises a drug holiday, wherein the administration of the compound is temporarily suspended or the dose of the compound being administered is temporarily reduced; at the end of the drug holiday, dosing of the compound is resumed. The length of the drug holiday can vary from 2 days to 1 year.

[0073] In any of the aforementioned aspects involving the treatment of proliferative disorders, including cancer, are further embodiments comprising administering at least one additional agent selected from the group consisting of alemtuzumab, arsenic trioxide, asparaginase (pegylated or non-), bevacizumab, cetuximab, platinum-based compounds such as cisplatin, cladribine, daunorubicin/doxorubicin/idarubicin, irinotecan, fludarabine, 5-fluorouracil, gemtuzumab, methotrexate, Paclitaxel™, taxol, temozolomide, thioguanine, or classes of drugs including hormones (an antiestrogen, an antiandrogen, or gonadotropin releasing hormone analogues, interferons such as alpha interferon, nitrogen mustards such as busulfan or melphalan or mechlorethamine, retinoids such as tretinoin, topoisomerase inhibitors such as irinotecan or topotecan, tyrosine kinase inhibitors such as gefitinib or imatinib, or agents to treat signs or symptoms induced by such therapy including allopurinol, filgrastim, pegfilgrastim, granisetron/ondansetron/palonosetron, dronabinol.

[0074] In any of the aforementioned aspects involving the prevention or treatment of Btk-dependent or tyrosine kinase mediated diseases or conditions are further embodiments comprising identifying patients by screening for a tyrosine kinase gene haplotype. In further or alternative embodiments the tyrosine kinase gene haplotype is a tyrosine kinase pathway gene, while in still further or alternative embodiments, the tyrosine kinase gene haplotype is a Btk haplotype.

[0075] In a further or alternative embodiments, the compounds of Formula (I) or (III) are reversible inhibitors of Bruton's tyrosine kinase (Btk), while in still further or alternative embodiments, such reversible inhibitors are selective for Btk. In even further or alternative embodiments, such inhibitors have an IC₅₀ below 10 microM in enzyme assay. In one embodiment, a Btk reversible inhibitor has an IC₅₀ of less than 1 microM, and in another embodiment, less than 0.25 microM.

[0076] In further or alternative embodiments, the compounds of Formula (I) or (III) are selective reversible inhibitors for Btk over Itk. In further or alternative embodiments, the

compounds of Formula (I), or (III) are selective reversible inhibitors for Btk over Lck. In further or alternative embodiments, the compounds of Formula (I) or (III) are selective reversible inhibitors for Btk over ABL. In further or alternative embodiments, the compounds of Formula (I) or (III) are selective reversible inhibitors for Btk over CMET. In further or alternative embodiments, the compounds of Formula (I) or (III) are selective reversible inhibitors for Btk over EGFR. In further or alternative embodiments, the compounds of Formula (I) or (III) are selective reversible inhibitors for Btk over Lyn.

[0077] In further or alternative embodiments, the reversible Btk inhibitors are also inhibitors of EGFR.

[0078] In a further or alternative embodiment, the compound of Formula (I), (Ia), (Ib), (II), (IIa), (IIb), (III), (IIIa), (IIIb), or (IIIc) are irreversible inhibitors of Bruton's tyrosine kinase (Btk), while in still further or alternative embodiments, such irreversible inhibitors are selective for Btk. In even further or alternative embodiments, such inhibitors have an IC_{50} below 10 microM in enzyme assay. In one embodiment, a Btk irreversible inhibitor has an IC_{50} of less than 1 microM, and in another embodiment, less than 0.25 microM.

[0079] In further or alternative embodiment, the compound of Formula (I), (Ia), (Ib), (II), (IIa), (IIb), (III), (IIIa), (IIIb), or (IIIc) are selective irreversible inhibitors for Btk over Itk. In further or alternative embodiment, the compound of Formula (I), (Ia), (Ib), (II), (IIa), (IIb), (III), (IIIa), (IIIb), or (IIIc) are selective irreversible inhibitors for Btk over Lck. In further or alternative embodiment, the compound of Formula (I), (Ia), (Ib), (II), (IIa), (IIb), (III), (IIIa), (IIIb), or (IIIc) are selective irreversible inhibitors for Btk over ABL. In further or alternative embodiment, the compound of (I), (Ia), (Ib), (II), (IIa), (IIb), (III), (IIIa), (IIIb), or (IIIc) are selective irreversible inhibitors for Btk over CMET. In further or alternative embodiment, the compound of Formula (I), (Ia), (Ib), (II), (IIa), (IIb), (III), (IIIa), (IIIb), or (IIIc) are selective irreversible inhibitors for Btk over EGFR. In further or alternative embodiment, the compound of Formula (I), (Ia), (Ib), (II), (IIa), (IIb), (III), (IIIa), (IIIb), or (IIIc) are selective irreversible inhibitors for Btk over Lyn.

[0080] In further or alternative embodiments, the irreversible Btk inhibitors are also inhibitors of EGFR.

[0081] Other objects, features and advantages of the methods and compositions described herein will become apparent from the following detailed description. It should be understood, however, that the detailed description and the specific examples, while indicating specific embodiments, are given by way of illustration only, since various changes and modifications within the spirit and scope of the present disclosure will become apparent to those skilled in the art from this detailed description. The section headings used herein are for organizational purposes only and are not to be construed as limiting the subject matter described. All documents, or portions of

documents, cited in the application including, but not limited to, patents, patent applications, articles, books, manuals, and treatises are hereby expressly incorporated by reference in their entirety for any purpose.

Certain Terminology

[0082] Unless defined otherwise, all technical and scientific terms used herein have the same meaning as is commonly understood by one of skill in the art to which the claimed subject matter belongs. In the event that there are a plurality of definitions for terms herein, those in this section prevail. Where reference is made to a URL or other such identifier or address, it is understood that such identifiers can change and particular information on the internet can come and go, but equivalent information can be found by searching the internet. Reference thereto evidences the availability and public dissemination of such information.

[0083] It is to be understood that the foregoing general description and the following detailed description are exemplary and explanatory only and are not restrictive of any subject matter claimed. In this application, the use of the singular includes the plural unless specifically stated otherwise. It must be noted that, as used in the specification and the appended claims, the singular forms “a”, “an” and “the” include plural referents unless the context clearly dictates otherwise. In this application, the use of “or” means “and/or” unless stated otherwise.

Furthermore, use of the term “including” as well as other forms, such as “include”, “includes,” and “included,” is not limiting.

[0084] The section headings used herein are for organizational purposes only and are not to be construed as limiting the subject matter described. All documents, or portions of documents, cited in the application including, but not limited to, patents, patent applications, articles, books, manuals, and treatises are hereby expressly incorporated by reference in their entirety for any purpose.

[0085] Definition of standard chemistry terms may be found in reference works, including Carey and Sundberg “ADVANCED ORGANIC CHEMISTRY 4TH ED.” Vols. A (2000) and B (2001), Plenum Press, New York. Unless otherwise indicated, conventional methods of mass spectroscopy, NMR, HPLC, protein chemistry, biochemistry, recombinant DNA techniques and pharmacology, within the skill of the art are employed. Unless specific definitions are provided, the nomenclature employed in connection with, and the laboratory procedures and techniques of, analytical chemistry, synthetic organic chemistry, and medicinal and pharmaceutical chemistry described herein are those known in the art. Standard techniques can be used for chemical syntheses, chemical analyses, pharmaceutical preparation, formulation, and delivery, and treatment of patients. Standard techniques can be used for recombinant DNA, oligonucleotide synthesis, and tissue culture and transformation (e.g., electroporation, lipofection). Reactions

and purification techniques can be performed e.g., using kits of manufacturer's specifications or as commonly accomplished in the art or as described herein. The foregoing techniques and procedures can be generally performed of conventional methods well known in the art and as described in various general and more specific references that are cited and discussed throughout the present specification.

[0086] It is to be understood that the methods and compositions described herein are not limited to the particular methodology, protocols, cell lines, constructs, and reagents described herein and as such may vary. It is also to be understood that the terminology used herein is for the purpose of describing particular embodiments only, and is not intended to limit the scope of the methods and compositions described herein, which will be limited only by the appended claims.

[0087] All publications and patents mentioned herein are incorporated herein by reference in their entirety for the purpose of describing and disclosing, for example, the constructs and methodologies that are described in the publications, which might be used in connection with the methods, compositions and compounds described herein. The publications discussed herein are provided solely for their disclosure prior to the filing date of the present application. Nothing herein is to be construed as an admission that the inventors described herein are not entitled to antedate such disclosure by virtue of prior invention or for any other reason.

[0088] "Alkyl" refers to a straight or branched hydrocarbon chain radical consisting solely of carbon and hydrogen atoms, containing no unsaturation, having from one to fifteen carbon atoms (e.g., C₁-C₁₅ alkyl). In certain embodiments, an alkyl comprises one to thirteen carbon atoms (e.g., C₁-C₁₃ alkyl). In certain embodiments, an alkyl comprises one to eight carbon atoms (e.g., C₁-C₈ alkyl). In other embodiments, an alkyl comprises five to fifteen carbon atoms (e.g., C₅-C₁₅ alkyl). In other embodiments, an alkyl comprises five to eight carbon atoms (e.g., C₅-C₈ alkyl). The alkyl is attached to the rest of the molecule by a single bond, for example, methyl (Me), ethyl (Et), *n*-propyl, 1-methylethyl (*iso*-propyl), *n*-butyl, *n*-pentyl, 1,1-dimethylethyl (*t*-butyl), 3-methylhexyl, 2-methylhexyl, and the like.

[0089] The alkyl group could also be a "lower alkyl" having 1 to 6 carbon atoms.

[0090] As used herein, C₁-C_x includes C₁-C₂, C₁-C₃ . . . C₁-C_x.

[0091] "Alkenyl" refers to a straight or branched hydrocarbon chain radical group consisting solely of carbon and hydrogen atoms, containing at least one double bond, and having from two to twelve carbon atoms. In certain embodiments, an alkenyl comprises two to eight carbon atoms. In other embodiments, an alkenyl comprises two to four carbon atoms. The alkenyl is attached to the rest of the molecule by a single bond, for example, ethenyl (*i.e.*, vinyl), prop-1-enyl (*i.e.*, allyl), but-1-enyl, pent-1-enyl, penta-1,4-dienyl, and the like. Unless stated otherwise specifically in the specification, an alkenyl group is optionally substituted by one or

more of the following substituents: halo, cyano, nitro, oxo, thioxo, trimethylsilyl, $-OR^a$, $-SR^a$, $-OC(O)-R^a$, $-N(R^a)_2$, $-C(O)R^a$, $-C(O)OR^a$, $-C(O)N(R^a)_2$, $-N(R^a)C(O)OR^a$, $-N(R^a)C(O)R^a$, $-N(R^a)S(O)_tR^a$ (where t is 1 or 2), $-S(O)_tOR^a$ (where t is 1 or 2) and $-S(O)_tN(R^a)_2$ (where t is 1 or 2) where each R^a is independently hydrogen, alkyl, fluoroalkyl, carbocyclyl, carbocyclylalkyl, aryl, aralkyl, heterocyclyl, heterocyclylalkyl, heteroaryl or heteroarylalkyl.

[0092] "Alkynyl" refers to a straight or branched hydrocarbon chain radical group consisting solely of carbon and hydrogen atoms, containing at least one triple bond, having from two to twelve carbon atoms. In certain embodiments, an alkynyl comprises two to eight carbon atoms. In other embodiments, an alkynyl has two to four carbon atoms. The alkynyl is attached to the rest of the molecule by a single bond, for example, ethynyl, propynyl, butynyl, pentynyl, hexynyl, and the like. Unless stated otherwise specifically in the specification, an alkynyl group is optionally substituted by one or more of the following substituents: halo, cyano, nitro, oxo, thioxo, trimethylsilyl, $-OR^a$, $-SR^a$, $-OC(O)-R^a$, $-N(R^a)_2$, $-C(O)R^a$, $-C(O)OR^a$, $-C(O)N(R^a)_2$, $-N(R^a)C(O)OR^a$, $-N(R^a)C(O)R^a$, $-N(R^a)S(O)_tR^a$ (where t is 1 or 2), $-S(O)_tOR^a$ (where t is 1 or 2) and $-S(O)_tN(R^a)_2$ (where t is 1 or 2) where each R^a is independently hydrogen, alkyl, fluoroalkyl, carbocyclyl, carbocyclylalkyl, aryl, aralkyl, heterocyclyl, heterocyclylalkyl, heteroaryl or heteroarylalkyl.

[0093] "Alkylene" or "alkylene chain" refers to a straight or branched divalent hydrocarbon chain linking the rest of the molecule to a radical group, consisting solely of carbon and hydrogen, containing no unsaturation and having from one to twelve carbon atoms, for example, methylene, ethylene, propylene, *n*-butylene, and the like. The alkylene chain is attached to the rest of the molecule through a single bond and to the radical group through a single bond. The points of attachment of the alkylene chain to the rest of the molecule and to the radical group can be through one carbon in the alkylene chain or through any two carbons within the chain.

[0094] "Alkenylene" or "alkenylene chain" refers to a straight or branched divalent hydrocarbon chain linking the rest of the molecule to a radical group, consisting solely of carbon and hydrogen, containing at least one double bond and having from two to twelve carbon atoms, for example, ethenylene, propenylene, *n*-butenylene, and the like. The alkenylene chain is attached to the rest of the molecule through a double bond or a single bond and to the radical group through a double bond or a single bond. The points of attachment of the alkenylene chain to the rest of the molecule and to the radical group can be through one carbon or any two carbons within the chain. Unless stated otherwise specifically in the specification, an alkenylene chain is optionally substituted by one or more of the following substituents: halo, cyano, nitro, aryl, cycloalkyl, heterocyclyl, heteroaryl, oxo, thioxo, trimethylsilyl, $-OR^a$, $-SR^a$, $-OC(O)-R^a$, $-N(R^a)_2$, $-C(O)R^a$, $-C(O)OR^a$, $-C(O)N(R^a)_2$, $-N(R^a)C(O)OR^a$, $-N(R^a)C(O)R^a$, $-N(R^a)S(O)_tR^a$

(where t is 1 or 2), $-S(O)_tOR^a$ (where t is 1 or 2) and $-S(O)_tN(R^a)_2$ (where t is 1 or 2) where each R^a is independently hydrogen, alkyl, fluoroalkyl, cycloalkyl, cycloalkylalkyl, aryl (optionally substituted with one or more halo groups), aralkyl, heterocyclyl, heterocyclylalkyl, heteroaryl or heteroarylalkyl, and where each of the above substituents is unsubstituted unless otherwise indicated.

[0095] "Aryl" refers to a radical derived from an aromatic monocyclic or multicyclic hydrocarbon ring system by removing a hydrogen atom from a ring carbon atom. The aromatic monocyclic or multicyclic hydrocarbon ring system contains only hydrogen and carbon from six to eighteen carbon atoms, where at least one of the rings in the ring system is fully unsaturated, *i.e.*, it contains a cyclic, delocalized $(4n+2)$ π -electron system in accordance with the Hückel theory. Aryl groups include, but are not limited to, groups such as phenyl, fluorenyl, and naphthyl. Unless stated otherwise specifically in the specification, the term "aryl" or the prefix "ar-" (such as in "aralkyl") is meant to include aryl radicals optionally substituted by one or more substituents independently selected from alkyl, alkenyl, alkynyl, halo, fluoroalkyl, cyano, nitro, optionally substituted aryl, optionally substituted aralkyl, optionally substituted aralkenyl, optionally substituted aralkynyl, optionally substituted carbocyclyl, optionally substituted carbocyclylalkyl, optionally substituted heterocyclyl, optionally substituted heterocyclylalkyl, optionally substituted heteroaryl, optionally substituted heteroarylalkyl, $-R^b-OR^a$, $-R^b-OC(O)-R^a$, $-R^b-N(R^a)_2$, $-R^b-C(O)R^a$, $-R^b-C(O)OR^a$, $-R^b-C(O)N(R^a)_2$, $-R^b-O-R^c-C(O)N(R^a)_2$, $-R^b-N(R^a)C(O)OR^a$, $-R^b-N(R^a)C(O)R^a$, $-R^b-N(R^a)S(O)_tR^a$ (where t is 1 or 2), $-R^b-S(O)_tOR^a$ (where t is 1 or 2) and $-R^b-S(O)_tN(R^a)_2$ (where t is 1 or 2), where each R^a is independently hydrogen, alkyl, fluoroalkyl, cycloalkyl, cycloalkylalkyl, aryl (optionally substituted with one or more halo groups), aralkyl, heterocyclyl, heterocyclylalkyl, heteroaryl or heteroarylalkyl, each R^b is independently a direct bond or a straight or branched alkylene or alkenylene chain, and R^c is a straight or branched alkylene or alkenylene chain, and where each of the above substituents is unsubstituted unless otherwise indicated.

[0096] "Aralkyl" refers to a radical of the formula $-R^c$ -aryl where R^c is an alkylene chain as defined above, for example, benzyl, diphenylmethyl and the like. The alkylene chain part of the aralkyl radical is optionally substituted as described above for an alkylene chain. The aryl part of the aralkyl radical is optionally substituted as described above for an aryl group.

[0097] "Aralkenyl" refers to a radical of the formula $-R^d$ -aryl where R^d is an alkenylene chain as defined above. The aryl part of the aralkenyl radical is optionally substituted as described above for an aryl group. The alkenylene chain part of the aralkenyl radical is optionally substituted as defined above for an alkenylene group.

[0098] "Aralkynyl" refers to a radical of the formula $-R^e$ -aryl, where R^e is an alkynylene chain

as defined above. The aryl part of the aralkynyl radical is optionally substituted as described above for an aryl group. The alkynylene chain part of the aralkynyl radical is optionally substituted as defined above for an alkynylene chain.

[0099] "Carbocyclyl" refers to a stable non-aromatic monocyclic or polycyclic hydrocarbon radical consisting solely of carbon and hydrogen atoms, which includes fused or bridged ring systems, having from three to fifteen carbon atoms. In certain embodiments, a carbocyclyl comprises three to ten carbon atoms. In other embodiments, a carbocyclyl comprises five to seven carbon atoms. The carbocyclyl is attached to the rest of the molecule by a single bond. Carbocyclyl is optionally saturated, (*i.e.*, containing single C-C bonds only) or unsaturated (*i.e.*, containing one or more double bonds or triple bonds.) A fully saturated carbocyclyl radical is also referred to as "cycloalkyl." Examples of monocyclic cycloalkyls include, *e.g.*, cyclopropyl, cyclobutyl, cyclopentyl, cyclohexyl, cycloheptyl, and cyclooctyl. An unsaturated carbocyclyl is also referred to as "cycloalkenyl." Examples of monocyclic cycloalkenyls include, *e.g.*, cyclopentenyl, cyclohexenyl, cycloheptenyl, and cyclooctenyl. Polycyclic carbocyclyl radicals include, for example, adamantyl, norbornyl (*i.e.*, bicyclo[2.2.1]heptanyl), norbornenyl, decalinyl, 7,7-dimethyl-bicyclo[2.2.1]heptanyl, and the like. Unless otherwise stated specifically in the specification, the term "carbocyclyl" is meant to include carbocyclyl radicals that are optionally substituted by one or more substituents independently selected from alkyl, alkenyl, alkynyl, halo, fluoroalkyl, oxo, thioxo, cyano, nitro, optionally substituted aryl, optionally substituted aralkyl, optionally substituted aralkenyl, optionally substituted aralkynyl, optionally substituted carbocyclyl, optionally substituted carbocyclylalkyl, optionally substituted heterocyclyl, optionally substituted heterocyclylalkyl, optionally substituted heteroaryl, optionally substituted heteroarylalkyl, $-R^b-OR^a$, $-R^b-SR^a$, $-R^b-OC(O)-R^a$, $-R^b-N(R^a)_2$, $-R^b-C(O)R^a$, $-R^b-C(O)OR^a$, $-R^b-C(O)N(R^a)_2$, $-R^b-O-R^c-C(O)N(R^a)_2$, $-R^b-N(R^a)C(O)OR^a$, $-R^b-N(R^a)C(O)R^a$, $-R^b-N(R^a)S(O)_tR^a$ (where *t* is 1 or 2), $-R^b-S(O)_tOR^a$ (where *t* is 1 or 2) and $-R^b-S(O)_tN(R^a)_2$ (where *t* is 1 or 2), where each R^a is independently hydrogen, alkyl, fluoroalkyl, cycloalkyl, cycloalkylalkyl, aryl, aralkyl, heterocyclyl, heterocyclylalkyl, heteroaryl or heteroarylalkyl, each R^b is independently a direct bond or a straight or branched alkylene or alkenylene chain, and R^c is a straight or branched alkylene or alkenylene chain, and where each of the above substituents is unsubstituted unless otherwise indicated.

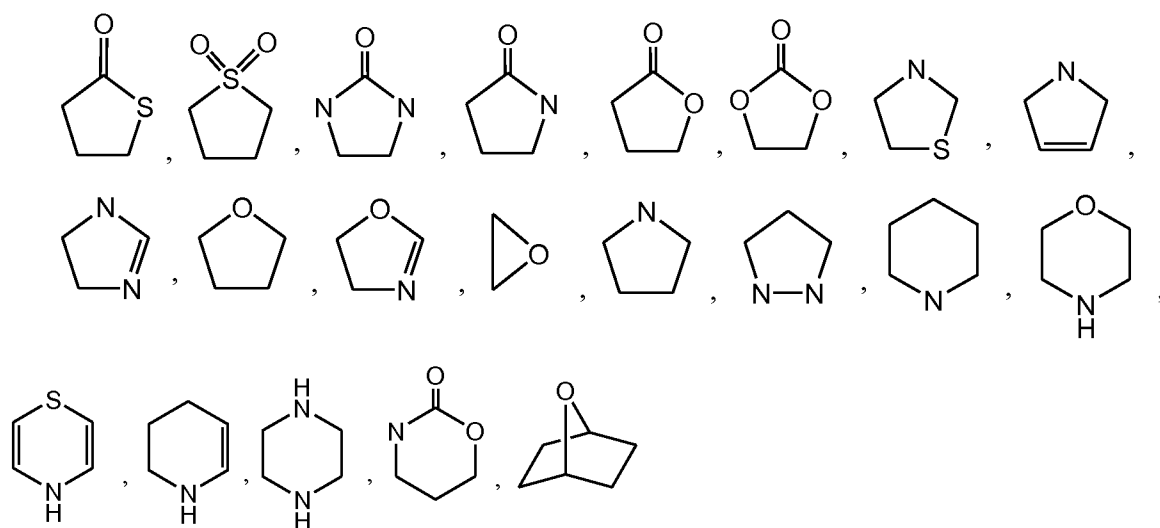
[00100] "Halo" or "halogen" refers to bromo, chloro, fluoro or iodo substituents.

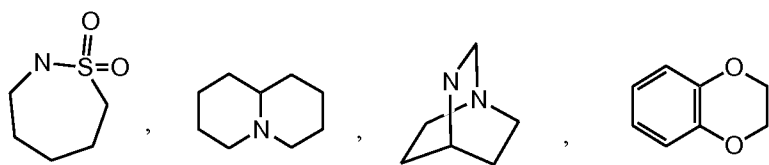
[00101] The terms "haloalkyl," "haloalkenyl," "haloalkynyl" and "haloalkoxy" include alkyl, alkenyl, alkynyl and alkoxy structures in which at least one hydrogen is replaced with a halogen atom. In certain embodiments in which two or more hydrogen atoms are replaced with halogen atoms, the halogen atoms are all the same as one another. In other embodiments in which two or

more hydrogen atoms are replaced with halogen atoms, the halogen atoms are not all the same as one another.

[00102] "Fluoroalkyl" refers to an alkyl radical, as defined above, that is substituted by one or more fluoro radicals, as defined above, for example, trifluoromethyl, difluoromethyl, 2,2,2-trifluoroethyl, 1-fluoromethyl-2-fluoroethyl, and the like. The alkyl part of the fluoroalkyl radical is optionally substituted as defined above for an alkyl group.

[00103] As used herein, the term "non-aromatic heterocycle", "heterocycloalkyl" or "heteroalicyclic" refers to a non-aromatic ring wherein one or more atoms forming the ring is a heteroatom. A "non-aromatic heterocycle" or "heterocycloalkyl" group refers to a cycloalkyl group that includes at least one heteroatom selected from nitrogen, oxygen and sulfur. The radicals may be fused with an aryl or heteroaryl. Heterocycloalkyl rings can be formed by three, four, five, six, seven, eight, nine, or more than nine atoms. Heterocycloalkyl rings can be optionally substituted. In certain embodiments, non-aromatic heterocycles contain one or more carbonyl or thiocarbonyl groups such as, for example, oxo- and thio-containing groups. Examples of heterocycloalkyls include, but are not limited to, lactams, lactones, cyclic imides, cyclic thioimides, cyclic carbamates, tetrahydrothiopyran, 4H-pyran, tetrahydropyran, piperidine, 1,3-dioxin, 1,3-dioxane, 1,4-dioxin, 1,4-dioxane, piperazine, 1,3-oxathiane, 1,4-oxathiin, 1,4-oxathiane, tetrahydro-1,4-thiazine, 2H-1,2-oxazine, maleimide, succinimide, barbituric acid, thiobarbituric acid, dioxopiperazine, hydantoin, dihydrouracil, morpholine, trioxane, hexahydro-1,3,5-triazine, tetrahydrothiophene, tetrahydrofuran, pyrroline, pyrrolidine, pyrrolidone, pyrrolidione, pyrazoline, pyrazolidine, imidazoline, imidazolidine, 1,3-dioxole, 1,3-dioxolane, 1,3-dithiole, 1,3-dithiolane, isoxazoline, isoxazolidine, oxazoline, oxazolidine, oxazolidinone, thiazoline, thiazolidine, and 1,3-oxathiolane. Illustrative examples of heterocycloalkyl groups, also referred to as non-aromatic heterocycles, include:





and the like. The term

heteroalicyclic also includes all ring forms of the carbohydrates, including but not limited to the monosaccharides, the disaccharides and the oligosaccharides. Depending on the structure, a heterocycloalkyl group can be a monoradical or a diradical (i.e., a heterocycloalkylene group).

[00104] "Heteroaryl" refers to a radical derived from a 3- to 18-membered aromatic ring radical that comprises two to seventeen carbon atoms and from one to six heteroatoms selected from nitrogen, oxygen and sulfur. As used herein, the heteroaryl radical is a monocyclic, bicyclic, tricyclic or tetracyclic ring system, wherein at least one of the rings in the ring system is fully unsaturated, *i.e.*, it contains a cyclic, delocalized $(4n+2)$ π -electron system in accordance with the Hückel theory. Heteroaryl includes fused or bridged ring systems. The heteroatom(s) in the heteroaryl radical is optionally oxidized. One or more nitrogen atoms, if present, are optionally quaternized. The heteroaryl is attached to the rest of the molecule through any atom of the ring(s). Examples of heteroaryls include, but are not limited to, azepinyl, acridinyl, benzimidazolyl, benzindolyl, 1,3-benzodioxolyl, benzofuranlyl, benzooxazolyl, benzo[d]thiazolyl, benzothiadiazolyl, benzo[b][1,4]dioxepinyl, benzo[b][1,4]oxazinyl, 1,4-benzodioxanyl, benzonaphthofuranlyl, benzoxazolyl, benzodioxolyl, benzodioxinyl, benzopyranlyl, benzopyranonyl, benzofuranlyl, benzofuranonyl, benzothienyl (benzothiophenyl), benzothieno[3,2-d]pyrimidinyl, benzotriazolyl, benzo[4,6]imidazo[1,2-a]pyridinyl, carbazolyl, cinnolinyl, cyclopenta[d]pyrimidinyl, 6,7-dihydro-5H-cyclopenta[4,5]thieno[2,3-d]pyrimidinyl, 5,6-dihydrobenzo[h]quinazolinylyl, 5,6-dihydrobenzo[h]cinnolinyl, 6,7-dihydro-5H-benzo[6,7]cyclohepta[1,2-c]pyridazinyl, dibenzofuranlyl, dibenzothiophenyl, furanyl, furanonyl, furo[3,2-c]pyridinyl, 5,6,7,8,9,10-hexahydrocycloocta[d]pyrimidinyl, 5,6,7,8,9,10-hexahydrocycloocta[d]pyridazinyl, 5,6,7,8,9,10-hexahydrocycloocta[d]pyridinyl, isothiazolyl, imidazolyl, indazolyl, indolyl, indazolyl, isoindolyl, indolinyl, isoindolinyl, isoquinolyl, indolizinylyl, isoxazolyl, 5,8-methano-5,6,7,8-tetrahydroquinazolinylyl, naphthyridinyl, 1,6-naphthyridinonyl, oxadiazolyl, 2-oxoazepinyl, oxazolyl, oxiranyl, 5,6,6a,7,8,9,10,10a-octahydrobenzo[h]quinazolinylyl, 1-phenyl-1H-pyrrolyl, phenazinyl, phenothiazinyl, phenoxazinyl, phthalazinyl, pteridinyl, purinyl, pyrrolyl, pyrazolyl, pyrazolo[3,4-d]pyrimidinyl, pyridinyl, pyrido[3,2-d]pyrimidinyl, pyrido[3,4-d]pyrimidinyl, pyrazinyl, pyrimidinyl, pyridazinyl, pyrrolyl, quinazolinylyl, quinoxalinylyl, quinolinyl, isoquinolinyl, tetrahydroquinolinyl, 5,6,7,8-tetrahydroquinazolinylyl, 5,6,7,8-tetrahydrobenzo[4,5]thieno[2,3-d]pyrimidinyl,

6,7,8,9-tetrahydro-5H-cyclohepta[4,5]thieno[2,3-d]pyrimidinyl, 5,6,7,8-tetrahydropyrido[4,5-c]pyridazinyl, thiazolyl, thiadiazolyl, triazolyl, tetrazolyl, triazinyl, thieno[2,3-d]pyrimidinyl, thieno[3,2-d]pyrimidinyl, thieno[2,3-c]pridinyl, and thiophenyl (*i.e.* thienyl). Unless stated otherwise specifically in the specification, the term "heteroaryl" is meant to include heteroaryl radicals as defined above which are optionally substituted by one or more substituents selected from alkyl, alkenyl, alkynyl, halo, fluoroalkyl, haloalkenyl, haloalkynyl, oxo, thioxo, cyano, nitro, optionally substituted aryl, optionally substituted aralkyl, optionally substituted aralkenyl, optionally substituted aralkynyl, optionally substituted carbocyclyl, optionally substituted carbocyclylalkyl, optionally substituted heterocyclyl, optionally substituted heterocyclylalkyl, optionally substituted heteroaryl, optionally substituted heteroarylalkyl, $-R^b-OR^a$, $-R^b-SR^a$, $-R^b-OC(O)-R^a$, $-R^b-N(R^a)_2$, $-R^b-C(O)R^a$, $-R^b-C(O)OR^a$, $-R^b-C(O)N(R^a)_2$, $-R^b-O-R^c-C(O)N(R^a)_2$, $-R^b-N(R^a)C(O)OR^a$, $-R^b-N(R^a)C(O)R^a$, $-R^b-N(R^a)S(O)_tR^a$ (where t is 1 or 2), $-R^b-S(O)_tOR^a$ (where t is 1 or 2) and $-R^b-S(O)_tN(R^a)_2$ (where t is 1 or 2), where each R^a is independently hydrogen, alkyl, fluoroalkyl, cycloalkyl, cycloalkylalkyl, aryl, aralkyl, heterocycloalkyl, heterocycloalkylalkyl, heteroaryl or heteroarylalkyl, each R^b is independently a direct bond or a straight or branched alkylene or alkenylene chain, and R^c is a straight or branched alkylene or alkenylene chain, and where each of the above substituents is unsubstituted unless otherwise indicated.

[00105] "*N*-heteroaryl" refers to a heteroaryl radical as defined above containing at least one nitrogen and where the point of attachment of the heteroaryl radical to the rest of the molecule is through a nitrogen atom in the heteroaryl radical. An *N*-heteroaryl radical is optionally substituted as described above for heteroaryl radicals.

[00106] "*C*-heteroaryl" refers to a heteroaryl radical as defined above and where the point of attachment of the heteroaryl radical to the rest of the molecule is through a carbon atom in the heteroaryl radical. A *C*-heteroaryl radical is optionally substituted as described above for heteroaryl radicals.

[00107] "Heteroarylalkyl" refers to a radical of the formula $-R^c$ -heteroaryl, where R^c is an alkylene chain as defined above. If the heteroaryl is a nitrogen-containing heteroaryl, the heteroaryl is optionally attached to the alkyl radical at the nitrogen atom. The alkylene chain of the heteroarylalkyl radical is optionally substituted as defined above for an alkylene chain. The heteroaryl part of the heteroarylalkyl radical is optionally substituted as defined above for a heteroaryl group.

[00108] "Sulfanyl" refers to the -S- radical.

[00109] "Sulfinyl" refers to the -S(=O)- radical.

[00110] "Sulfonyl" refers to the -S(=O)₂- radical.

[00111] "Amino" refers to the -NH_2 radical.

[00112] "Cyano" refers to the -CN radical.

[00113] "Nitro" refers to the -NO_2 radical.

[00114] "Oxa" refers to the -O- radical.

[00115] "Oxo" refers to the =O radical.

[00116] "Imino" refers to the =NH radical.

[00117] "Thioxo" refers to the =S radical.

[00118] An "alkoxy" group refers to a (alkyl)O- group, where alkyl is as defined herein.

[00119] An "aryloxy" group refers to an (aryl)O- group, where aryl is as defined herein.

[00120] "Cycloalkylalkyl" means an alkyl radical, as defined herein, substituted with a cycloalkyl group. Non-limiting cycloalkylalkyl groups include cyclopropylmethyl, cyclobutylmethyl, cyclopentylmethyl, cyclohexylmethyl, and the like.

[00121] As used herein, the terms "heteroalkyl" "heteroalkenyl" and "heteroalkynyl" include optionally substituted alkyl, alkenyl and alkynyl radicals in which one or more skeletal chain atoms is a heteroatom, *e.g.*, oxygen, nitrogen, sulfur, silicon, phosphorus or combinations thereof. The heteroatom(s) may be placed at any interior position of the heteroalkyl group or at the position at which the heteroalkyl group is attached to the remainder of the molecule.

Examples include, but are not limited to, $\text{-CH}_2\text{-O-CH}_3$, $\text{-CH}_2\text{-CH}_2\text{-O-CH}_3$, $\text{-CH}_2\text{-NH-CH}_3$, $\text{-CH}_2\text{-CH}_2\text{-NH-CH}_3$, $\text{-CH}_2\text{-N(CH}_3\text{)-CH}_3$, $\text{-CH}_2\text{-CH}_2\text{-N(CH}_3\text{)-CH}_3$, $\text{-CH}_2\text{-S-CH}_2\text{-CH}_3$, $\text{-CH}_2\text{-CH}_2\text{-S(O)-CH}_3$, $\text{-CH}_2\text{-CH}_2\text{-S(O)}_2\text{-CH}_3$, -CH=CH-O-CH_3 , $\text{-Si(CH}_3\text{)}_3$, $\text{-CH}_2\text{-CH=N-OCH}_3$, and $\text{-CH=CH-N(CH}_3\text{)-CH}_3$. In addition, up to two heteroatoms may be consecutive, such as, by way of example, $\text{-CH}_2\text{-NH-OCH}_3$ and $\text{-CH}_2\text{-O-Si(CH}_3\text{)}_3$.

[00122] The term "heteroatom" refers to an atom other than carbon or hydrogen. Heteroatoms are typically independently selected from among oxygen, sulfur, nitrogen, silicon and phosphorus, but are not limited to these atoms. In embodiments in which two or more heteroatoms are present, the two or more heteroatoms can all be the same as one another, or some or all of the two or more heteroatoms can each be different from the others.

[00123] The term "bond" or "single bond" refers to a chemical bond between two atoms, or two moieties when the atoms joined by the bond are considered to be part of larger substructure.

[00124] An "isocyanato" group refers to a -NCO group.

[00125] An "isothiocyanato" group refers to a -NCS group.

[00126] The term "moiety" refers to a specific segment or functional group of a molecule. Chemical moieties are often recognized chemical entities embedded in or appended to a molecule.

[00127] A "thioalkoxy" or "alkylthio" group refers to a -S-alkyl group.

[00128] A “alkylthioalkyl” group refers to an alkyl group substituted with a –S-alkyl group.

[00129] As used herein, the term “O-carboxy” or “acyloxy” refers to a group of formula $RC(=O)O-$.

[00130] “Carboxy” means a $-C(O)OH$ radical.

[00131] As used herein, the term “acetyl” refers to a group of formula $-C(=O)CH_3$.

[00132] “Acyl” refers to the group $-C(O)R$.

[00133] As used herein, the term “trihalomethanesulfonyl” refers to a group of formula $X_3CS(=O)_2-$ where X is a halogen.

[00134] “Cyanoalkyl” means an alkyl radical, as defined herein, substituted with at least one cyano group.

[00135] As used herein, the term “N-sulfonamido” or “sulfonamino” refers to a group of formula $RS(=O)_2NH-$.

[00136] As used herein, the term “O-carbamyl” refers to a group of formula $-OC(=O)NR_2$.

[00137] As used herein, the term “N-carbamyl” refers to a group of formula $ROC(=O)NH-$.

[00138] As used herein, the term “O-thiocarbamyl” refers to a group of formula $-OC(=S)NR_2$.

[00139] As used herein, “N-thiocarbamyl” refers to a group of formula $ROC(=S)NH-$.

[00140] As used herein, the term “C-amido” refers to a group of formula $-C(=O)NR_2$.

[00141] “Aminocarbonyl” refers to a $-CONH_2$ radical.

[00142] As used herein, the term “N-amido” refers to a group of formula $RC(=O)NH-$.

[00143] “Hydroxyalkyl” refers to an alkyl radical, as defined herein, substituted with at least one hydroxy group. Non-limiting examples of a hydroxyalkyl include, but are not limited to, hydroxymethyl, 2-hydroxyethyl, 2-hydroxypropyl, 3-hydroxypropyl, 1-(hydroxymethyl)-2-methylpropyl, 2-hydroxybutyl, 3-hydroxybutyl, 4-hydroxybutyl, 2,3-dihydroxypropyl, 1-(hydroxymethyl)-2-hydroxyethyl, 2,3-dihydroxybutyl, 3,4-dihydroxybutyl and 2-(hydroxymethyl)-3-hydroxypropyl.

[00144] “Alkoxyalkyl” refers to an alkyl radical, as defined herein, substituted with an alkoxy group, as defined herein.

[00145] An “alkenyloxy” group refers to a (alkenyl)O- group, where alkenyl is as defined herein.

[00146] The term “alkylamine” refers to the $-N(alkyl)_xH_y$ group, where x and y are selected from among x=1, y=1 and x=2, y=0. When x=2, the alkyl groups, taken together with the N atom to which they are attached, can optionally form a cyclic ring system.

[00147] “Alkylaminoalkyl” refers to an alkyl radical, as defined herein, substituted with an alkylamine, as defined herein.

[00148] An “amide” is a chemical moiety with the formula $-C(O)NHR$ or $-NHC(O)R$, where R

is selected from among alkyl, cycloalkyl, aryl, heteroaryl (bonded through a ring carbon) and heteroalicyclic (bonded through a ring carbon). An amide moiety may form a linkage between an amino acid or a peptide molecule and a compound described herein, thereby forming a prodrug. Any amine, or carboxyl side chain on the compounds described herein can be amidified. The procedures and specific groups to make such amides are known to those of skill in the art and can readily be found in reference sources such as Greene and Wuts, *Protective Groups in Organic Synthesis*, 3rd Ed., John Wiley & Sons, New York, NY, 1999, which is incorporated herein by reference in its entirety.

[00149] The term “ester” refers to a chemical moiety with formula -COOR, where R is selected from among alkyl, cycloalkyl, aryl, heteroaryl (bonded through a ring carbon) and heteroalicyclic (bonded through a ring carbon). Any hydroxy, or carboxyl side chain on the compounds described herein can be esterified. The procedures and specific groups to make such esters are known to those of skill in the art and can readily be found in reference sources such as Greene and Wuts, *Protective Groups in Organic Synthesis*, 3rd Ed., John Wiley & Sons, New York, NY, 1999, which is incorporated herein by reference in its entirety.

[00150] As used herein, the term “ring” refers to any covalently closed structure. Rings include, for example, carbocycles (e.g., aryls and cycloalkyls), heterocycles (e.g., heteroaryl and non-aromatic heterocycles), aromatics (e.g. aryls and heteroaryl), and non-aromatics (e.g., cycloalkyls and non-aromatic heterocycles). Rings can be optionally substituted. Rings can be monocyclic or polycyclic.

[00151] As used herein, the term “ring system” refers to one, or more than one ring.

[00152] The term “membered ring” can embrace any cyclic structure. The term “membered” is meant to denote the number of skeletal atoms that constitute the ring. Thus, for example, cyclohexyl, pyridine, pyran and thiopyran are 6-membered rings and cyclopentyl, pyrrole, furan, and thiophene are 5-membered rings.

[00153] The term “fused” refers to structures in which two or more rings share one or more bonds.

[00154] The term “optionally substituted” or “substituted” means that the referenced group may be substituted with one or more additional group(s). By way of example only, optional substituents may be, but are not limited to, alkyl, cycloalkyl, aryl, heteroaryl, heteroalicyclic, hydroxy, alkoxy, aryloxy, alkylthio, arylthio, alkylsulfoxide, arylsulfoxide, alkylsulfone, arylsulfone, cyano, halo, acyl, nitro, haloalkyl, fluoroalkyl, amino, including mono- and di-substituted amino groups, and the protected derivatives thereof. A further example of optional substituents may be, but are not limited to, L_sR_s , wherein each L_s is independently selected from a bond, -O-, -C(=O)-, -S-, -S(=O)-, -S(=O)₂-, -NH-, -NHC(O)-, -C(O)NH-, S(=O)₂NH-, -

NHS(=O)₂, -OC(O)NH-, -NHC(O)O-, -(substituted or unsubstituted C₁-C₆ alkyl), or - (substituted or unsubstituted C₂-C₆ alkenyl); and each R_s is independently selected from H, (substituted or unsubstituted C₁-C₄alkyl), (substituted or unsubstituted C₃-C₆cycloalkyl), heteroaryl, or heteroalkyl. The protecting groups that may form the protective derivatives of the above substituents are known to those of skill in the art and may be found in references such as Greene and Wuts, above.

[00155] The term “acceptable” or “pharmaceutically acceptable”, with respect to a formulation, composition or ingredient, as used herein, means having no persistent detrimental effect on the general health of the subject being treated or does not abrogate the biological activity or properties of the compound, and is relatively nontoxic.

[00156] As used herein, the term “agonist” refers to a compound, the presence of which results in a biological activity of a protein that is the same as the biological activity resulting from the presence of a naturally occurring ligand for the protein, such as, for example, Btk.

[00157] As used herein, the term “partial agonist” refers to a compound the presence of which results in a biological activity of a protein that is of the same type as that resulting from the presence of a naturally occurring ligand for the protein, but of a lower magnitude.

[00158] As used herein, the term “antagonist” refers to a compound, the presence of which results in a decrease in the magnitude of a biological activity of a protein. In certain embodiments, the presence of an antagonist results in complete inhibition of a biological activity of a protein, such as, for example, Btk. In certain embodiments, an antagonist is an inhibitor.

[00159] As used herein, “amelioration” of the symptoms of a particular disease, disorder or condition by administration of a particular compound or pharmaceutical composition refers to any lessening of severity, delay in onset, slowing of progression, or shortening of duration, whether permanent or temporary, lasting or transient that can be attributed to or associated with administration of the compound or composition.

[00160] “Bioavailability” refers to the percentage of the weight of compounds disclosed herein, such as, compounds of any of Formula (I), (Ia), (Ib), (II), (IIa), (IIb), (III), (IIIa), (IIIb), or (IIIc), dosed that is delivered into the general circulation of the animal or human being studied. The total exposure (AUC_(0-∞)) of a drug when administered intravenously is usually defined as 100% bioavailable (F%). “Oral bioavailability” refers to the extent to which compounds disclosed herein, such as, compounds of any of Formula (I), (Ia), (Ib), (II), (IIa), (IIb), (III), (IIIa), (IIIb), or (IIIc), are absorbed into the general circulation when the pharmaceutical composition is taken orally as compared to intravenous injection.

[00161] “Blood plasma concentration” refers to the concentration of compounds disclosed herein, such as, compounds of any of Formula (I), (Ia), (Ib), (II), (IIa), (IIb), (III), (IIIa), (IIIb),

or (IIIc), in the plasma component of blood of a subject. It is understood that the plasma concentration of compounds of any of Formula (I), (Ia), (Ib), (II), (IIa), (IIb), (III), (IIIa), (IIIb), or (IIIc), may vary significantly between subjects, due to variability with respect to metabolism and/or possible interactions with other therapeutic agents. In accordance with one embodiment disclosed herein, the blood plasma concentration of the compounds of any of Formula (I), (Ia), (Ib), (II), (IIa), (IIb), (III), (IIIa), (IIIb), or (IIIc), may vary from subject to subject. Likewise, values such as maximum plasma concentration (C_{\max}) or time to reach maximum plasma concentration (T_{\max}), or total area under the plasma concentration time curve ($AUC_{(0-\infty)}$) may vary from subject to subject. Due to this variability, the amount necessary to constitute “a therapeutically effective amount” of a compound of any of Formula (I), (Ia), (Ib), (II), (IIa), (IIb), (III), (IIIa), (IIIb), or (IIIc), may vary from subject to subject.

[00162] The term “Bruton’s tyrosine kinase,” as used herein, refers to Bruton’s tyrosine kinase from *Homo sapiens*, as disclosed in, e.g., U.S. Patent No. 6,326,469 (GenBank Accession No. NP_000052).

[00163] The terms “co-administration” or the like, as used herein, are meant to encompass administration of the selected therapeutic agents to a single patient, and are intended to include treatment regimens in which the agents are administered by the same or different route of administration or at the same or different time.

[00164] The terms “effective amount” or “therapeutically effective amount,” as used herein, refer to a sufficient amount of an agent or a compound being administered which will relieve to some extent one or more of the symptoms of the disease or condition being treated. The result can be reduction and/or alleviation of the signs, symptoms, or causes of a disease, or any other desired alteration of a biological system. For example, an “effective amount” for therapeutic uses is the amount of the composition including a compound as disclosed herein required to provide a clinically significant decrease in disease symptoms without undue adverse side effects. An appropriate “effective amount” in any individual case may be determined using techniques, such as a dose escalation study. The term “therapeutically effective amount” includes, for example, a prophylactically effective amount. An “effective amount” of a compound disclosed herein is an amount effective to achieve a desired pharmacologic effect or therapeutic improvement without undue adverse side effects. It is understood that “an effect amount” or “a therapeutically effective amount” can vary from subject to subject, due to variation in metabolism of the compound of any of Formula (I), (Ia), (Ib), (II), (IIa), (IIb), (III), (IIIa), (IIIb), or (IIIc), age, weight, general condition of the subject, the condition being treated, the severity of the condition being treated, and the judgment of the prescribing physician. By way of example only, therapeutically effective amounts may be determined by routine experimentation,

including but not limited to a dose escalation clinical trial.

[00165] The terms “enhance” or “enhancing” means to increase or prolong either in potency or duration a desired effect. By way of example, “enhancing” the effect of therapeutic agents refers to the ability to increase or prolong, either in potency or duration, the effect of therapeutic agents on during treatment of a disease, disorder or condition. An “enhancing-effective amount,” as used herein, refers to an amount adequate to enhance the effect of a therapeutic agent in the treatment of a disease, disorder or condition. When used in a patient, amounts effective for this use will depend on the severity and course of the disease, disorder or condition, previous therapy, the patient's health status and response to the drugs, and the judgment of the treating physician.

[00166] The term “identical,” as used herein, refers to two or more sequences or subsequences which are the same. In addition, the term “substantially identical,” as used herein, refers to two or more sequences which have a percentage of sequential units which are the same when compared and aligned for maximum correspondence over a comparison window, or designated region as measured using comparison algorithms or by manual alignment and visual inspection. By way of example only, two or more sequences may be “substantially identical” if the sequential units are about 60% identical, about 65% identical, about 70% identical, about 75% identical, about 80% identical, about 85% identical, about 90% identical, or about 95% identical over a specified region. Such percentages to describe the “percent identity” of two or more sequences. The identity of a sequence can exist over a region that is at least about 75-100 sequential units in length, over a region that is about 50 sequential units in length, or, where not specified, across the entire sequence. This definition also refers to the complement of a test sequence. By way of example only, two or more polypeptide sequences are identical when the amino acid residues are the same, while two or more polypeptide sequences are “substantially identical” if the amino acid residues are about 60% identical, about 65% identical, about 70% identical, about 75% identical, about 80% identical, about 85% identical, about 90% identical, or about 95% identical over a specified region. The identity can exist over a region that is at least about 75-100 amino acids in length, over a region that is about 50 amino acids in length, or, where not specified, across the entire sequence of a polypeptide sequence. In addition, by way of example only, two or more polynucleotide sequences are identical when the nucleic acid residues are the same, while two or more polynucleotide sequences are “substantially identical” if the nucleic acid residues are about 60% identical, about 65% identical, about 70% identical, about 75% identical, about 80% identical, about 85% identical, about 90% identical, or about 95% identical over a specified region. The identity can exist over a region that is at least about 75-100 nucleic acids in length, over a region that is about 50 nucleic acids in length, or, where

not specified, across the entire sequence of a polynucleotide sequence.

[00167] The terms “inhibits”, “inhibiting”, or “inhibitor” of a kinase, as used herein, refer to inhibition of enzymatic phosphotransferase activity.

[00168] The term “irreversible inhibitor,” as used herein, refers to a compound that, upon contact with a target protein (e.g., a kinase) causes the formation of a new covalent bond with or within the protein, whereby one or more of the target protein’s biological activities (e.g., phosphotransferase activity) is diminished or abolished notwithstanding the subsequent presence or absence of the irreversible inhibitor. In contrast, a reversible inhibitor compound upon contact with a target protein does not cause the formation of a new covalent bond with or within the protein and therefore can associate and dissociate from the target protein.

[00169] The term “irreversible Btk inhibitor,” as used herein, refers to an inhibitor of Btk that can form a covalent bond with an amino acid residue of Btk. In one embodiment, the irreversible inhibitor of Btk can form a covalent bond with a Cys residue of Btk; in particular embodiments, the irreversible inhibitor can form a covalent bond with a Cys 481 residue of Btk or a cysteine residue in the homologous corresponding position of another tyrosine kinase.

[00170] The term “isolated,” as used herein, refers to separating and removing a component of interest from components not of interest. Isolated substances can be in either a dry or semi-dry state, or in solution, including but not limited to an aqueous solution. The isolated component can be in a homogeneous state or the isolated component can be a part of a pharmaceutical composition that comprises additional pharmaceutically acceptable carriers and/or excipients. By way of example only, nucleic acids or proteins are “isolated” when such nucleic acids or proteins are free of at least some of the cellular components with which it is associated in the natural state, or that the nucleic acid or protein has been concentrated to a level greater than the concentration of its in vivo or in vitro production. Also, by way of example, a gene is isolated when separated from open reading frames which flank the gene and encode a protein other than the gene of interest.

[00171] A “metabolite” of a compound disclosed herein is a derivative of that compound that is formed when the compound is metabolized. The term “active metabolite” refers to a biologically active derivative of a compound that is formed when the compound is metabolized. The term “metabolized,” as used herein, refers to the sum of the processes (including, but not limited to, hydrolysis reactions and reactions catalyzed by enzymes, such as, oxidation reactions) by which a particular substance is changed by an organism. Thus, enzymes may produce specific structural alterations to a compound. For example, cytochrome P450 catalyzes a variety of oxidative and reductive reactions while uridine diphosphate glucuronyl transferases catalyze the transfer of an activated glucuronic-acid molecule to aromatic alcohols, aliphatic alcohols,

carboxylic acids, amines and free sulfhydryl groups. Further information on metabolism may be obtained from *The Pharmacological Basis of Therapeutics*, 9th Edition, McGraw-Hill (1996). Metabolites of the compounds disclosed herein can be identified either by administration of compounds to a host and analysis of tissue samples from the host, or by incubation of compounds with hepatic cells *in vitro* and analysis of the resulting compounds. Both methods are well known in the art. In some embodiments, metabolites of a compound are formed by oxidative processes and correspond to the corresponding hydroxy-containing compound. In some embodiments, a compound is metabolized to pharmacologically active metabolites.

[00172] The term “modulate,” as used herein, means to interact with a target either directly or indirectly so as to alter the activity of the target, including, by way of example only, to enhance the activity of the target, to inhibit the activity of the target, to limit the activity of the target, or to extend the activity of the target.

[00173] As used herein, the term “modulator” refers to a compound that alters an activity of a molecule. For example, a modulator can cause an increase or decrease in the magnitude of a certain activity of a molecule compared to the magnitude of the activity in the absence of the modulator. In certain embodiments, a modulator is an inhibitor, which decreases the magnitude of one or more activities of a molecule. In certain embodiments, an inhibitor completely prevents one or more activities of a molecule. In certain embodiments, a modulator is an activator, which increases the magnitude of at least one activity of a molecule. In certain embodiments the presence of a modulator results in an activity that does not occur in the absence of the modulator.

[00174] The term “prophylactically effective amount,” as used herein, refers that amount of a composition applied to a patient which will relieve to some extent one or more of the symptoms of a disease, condition or disorder being treated. In such prophylactic applications, such amounts may depend on the patient's state of health, weight, and the like. It is considered well within the skill of the art for one to determine such prophylactically effective amounts by routine experimentation, including, but not limited to, a dose escalation clinical trial.

[00175] As used herein, the term “selective binding compound” refers to a compound that selectively binds to any portion of one or more target proteins.

[00176] As used herein, the term “selectively binds” refers to the ability of a selective binding compound to bind to a target protein, such as, for example, Btk, with greater affinity than it binds to a non-target protein. In certain embodiments, specific binding refers to binding to a target with an affinity that is at least 10, 50, 100, 250, 500, 1000 or more times greater than the affinity for a non-target.

[00177] As used herein, the term “selective modulator” refers to a compound that selectively

modulates a target activity relative to a non-target activity. In certain embodiments, specific modulator refers to modulating a target activity at least 10, 50, 100, 250, 500, 1000 times more than a non-target activity.

[00178] The term “substantially purified,” as used herein, refers to a component of interest that may be substantially or essentially free of other components which normally accompany or interact with the component of interest prior to purification. By way of example only, a component of interest may be “substantially purified” when the preparation of the component of interest contains less than about 30%, less than about 25%, less than about 20%, less than about 15%, less than about 10%, less than about 5%, less than about 4%, less than about 3%, less than about 2%, or less than about 1% (by dry weight) of contaminating components. Thus, a “substantially purified” component of interest may have a purity level of about 70%, about 75%, about 80%, about 85%, about 90%, about 95%, about 96%, about 97%, about 98%, about 99% or greater.

[00179] The term “subject” as used herein, refers to an animal which is the object of treatment, observation or experiment. By way of example only, a subject may be, but is not limited to, a mammal including, but not limited to, a human.

[00180] As used herein, the term “target activity” refers to a biological activity capable of being modulated by a selective modulator. Certain exemplary target activities include, but are not limited to, binding affinity, signal transduction, enzymatic activity, tumor growth, inflammation or inflammation-related processes, and amelioration of one or more symptoms associated with a disease or condition.

[00181] As used herein, the term “target protein” refers to a molecule or a portion of a protein capable of being bound by a selective binding compound. In certain embodiments, a target protein is Btk.

[00182] The terms “treat,” “treating” or “treatment”, as used herein, include alleviating, abating or ameliorating a disease or condition symptoms, preventing additional symptoms, ameliorating or preventing the underlying metabolic causes of symptoms, inhibiting the disease or condition, e.g., arresting the development of the disease or condition, relieving the disease or condition, causing regression of the disease or condition, relieving a condition caused by the disease or condition, or stopping the symptoms of the disease or condition. The terms “treat,” “treating” or “treatment”, include, but are not limited to, prophylactic and/or therapeutic treatments.

[00183] As used herein, the IC_{50} refers to an amount, concentration or dosage of a particular test compound that achieves a 50% inhibition of a maximal response, such as inhibition of Btk, in an assay that measures such response.

[00184] As used herein, EC_{50} refers to a dosage, concentration or amount of a particular test

compound that elicits a dose-dependent response at 50% of maximal expression of a particular response that is induced, provoked or potentiated by the particular test compound.

DETAILED DESCRIPTION OF THE INVENTION

[00185] The methods described herein include administering to a subject in need a composition containing a therapeutically effective amount of one or more reversible or irreversible Btk inhibitor compounds described herein. Without being bound by theory, the diverse roles played by Btk signaling in various hematopoietic cell functions, e.g., B-cell receptor activation, suggests that small molecule Btk inhibitors are useful for reducing the risk of or treating a variety of diseases affected by or affecting many cell types of the hematopoietic lineage including, e.g., autoimmune diseases, heteroimmune conditions or diseases, inflammatory diseases, cancer (e.g., B-cell proliferative disorders), and thromboembolic disorders. Further, the irreversible Btk inhibitor compounds described herein can be used to inhibit a small subset of other tyrosine kinases that share homology with Btk by having a cysteine residue (including a Cys 481 residue) that can form a covalent bond with the irreversible inhibitor. Thus, a subset of tyrosine kinases other than Btk are also expected to be useful as therapeutic targets in a number of health conditions.

[00186] In some embodiments, the methods described herein can be used to treat an autoimmune disease, which includes, but is not limited to, rheumatoid arthritis, psoriatic arthritis, osteoarthritis, Still's disease, juvenile arthritis, lupus, diabetes, myasthenia gravis, Hashimoto's thyroiditis, Ord's thyroiditis, Graves' disease Sjögren's syndrome, multiple sclerosis, Guillain-Barré syndrome, acute disseminated encephalomyelitis, Addison's disease, opsoclonus-myoclonus syndrome, ankylosing spondylitis, antiphospholipid antibody syndrome, aplastic anemia, autoimmune hepatitis, coeliac disease, Goodpasture's syndrome, idiopathic thrombocytopenic purpura, optic neuritis, scleroderma, primary biliary cirrhosis, Reiter's syndrome, Takayasu's arteritis, temporal arteritis, warm autoimmune hemolytic anemia, Wegener's granulomatosis, psoriasis, alopecia universalis, Behçet's disease, chronic fatigue, dysautonomia, endometriosis, interstitial cystitis, neuromyotonia, scleroderma, and vulvodinia.

[00187] In some embodiments, the methods described herein can be used to treat heteroimmune conditions or diseases, which include, but are not limited to graft versus host disease, transplantation, transfusion, anaphylaxis, allergies (e.g., allergies to plant pollens, latex, drugs, foods, insect poisons, animal hair, animal dander, dust mites, or cockroach calyx), type I hypersensitivity, allergic conjunctivitis, allergic rhinitis, and atopic dermatitis.

[00188] In further embodiments, the methods described herein can be used to treat an inflammatory disease, which includes, but is not limited to asthma, inflammatory bowel disease,

appendicitis, blepharitis, bronchiolitis, bronchitis, bursitis, cervicitis, cholangitis, cholecystitis, colitis, conjunctivitis, cystitis, dacryoadenitis, dermatitis, dermatomyositis, encephalitis, endocarditis, endometritis, enteritis, enterocolitis, epicondylitis, epididymitis, fasciitis, fibrositis, gastritis, gastroenteritis, hepatitis, hidradenitis suppurativa, laryngitis, mastitis, meningitis, myelitis myocarditis, myositis, nephritis, oophoritis, orchitis, osteitis, otitis, pancreatitis, parotitis, pericarditis, peritonitis, pharyngitis, pleuritis, phlebitis, pneumonitis, pneumonia, proctitis, prostatitis, pyelonephritis, rhinitis, salpingitis, sinusitis, stomatitis, synovitis, tendonitis, tonsillitis, uveitis, vaginitis, vasculitis, and vulvitis.

[00189] In yet other embodiments, the methods described herein can be used to treat a cancer, e.g., B-cell proliferative disorders, which include, but are not limited to diffuse large B cell lymphoma, follicular lymphoma, chronic lymphocytic lymphoma, chronic lymphocytic leukemia, B-cell prolymphocytic leukemia, lymphoplasmacytic lymphoma/Waldenström macroglobulinemia, splenic marginal zone lymphoma, plasma cell myeloma, plasmacytoma, extranodal marginal zone B cell lymphoma, nodal marginal zone B cell lymphoma, mantle cell lymphoma, mediastinal (thymic) large B cell lymphoma, intravascular large B cell lymphoma, primary effusion lymphoma, burkitt lymphoma/leukemia, and lymphomatoid granulomatosis.

[00190] In further embodiments, the methods described herein can be used to treat thromboembolic disorders, which include, but are not limited to myocardial infarct, angina pectoris (including unstable angina), reocclusions or restenoses after angioplasty or aortocoronary bypass, stroke, transitory ischemia, peripheral arterial occlusive disorders, pulmonary embolisms, and deep venous thromboses.

[00191] Symptoms, diagnostic tests, and prognostic tests for each of the above-mentioned conditions are known in the art. See, e.g., *Harrison's Principles of Internal Medicine*[®], 16th ed., 2004, The McGraw-Hill Companies, Inc. Dey et al. (2006), *Cytojournal* 3(24), and the "Revised European American Lymphoma" (REAL) classification system (see, e.g., the website maintained by the National Cancer Institute).

[00192] A number of animal models of are useful for establishing a range of therapeutically effective doses of reversible or irreversible Btk inhibitor compounds for treating any of the foregoing diseases.

[00193] For example, dosing of reversible or irreversible Btk inhibitor compounds for treating an autoimmune disease can be assessed in a mouse model of rheumatoid arthritis. In this model, arthritis is induced in Balb/c mice by administering anti-collagen antibodies and lipopolysaccharide. See Nandakumar *et al.* (2003), *Am. J. Pathol* 163:1827-1837.

[00194] In another example, dosing of reversible or irreversible Btk inhibitors for the treatment of B-cell proliferative disorders can be examined in, e.g., a human-to-mouse xenograft model in

which human B-cell lymphoma cells (e.g. Ramos cells) are implanted into immunodeficient mice (e.g., “nude” mice) as described in, e.g., Pagel *et al.* (2005), Clin Cancer Res 11(13):4857-4866.

[00195] Animal models for treatment of thromboembolic disorders are also known.

[00196] The therapeutic efficacy of the compound for one of the foregoing diseases can be optimized during a course of treatment. For example, a subject being treated can undergo a diagnostic evaluation to correlate the relief of disease symptoms or pathologies to inhibition of *in vivo* Btk activity achieved by administering a given dose of an irreversible Btk inhibitor. Cellular assays known in the art can be used to determine *in vivo* activity of Btk in the presence or absence of an irreversible Btk inhibitor. For example, since activated Btk is phosphorylated at tyrosine 223 (Y223) and tyrosine 551 (Y551), phospho-specific immunocytochemical staining of P-Y223 or P-Y551-positive cells can be used to detect or quantify activation of Btk in a population of cells (e.g., by FACS analysis of stained vs unstained cells). See, e.g., Nisitani *et al.* (1999), *Proc. Natl. Acad. Sci, USA* 96:2221-2226. Thus, the amount of the Btk inhibitor compound that is administered to a subject can be increased or decreased as needed so as to maintain a level of Btk inhibition optimal for treating the subject’s disease state.

Compounds

[00197] In the following description of reversible or irreversible Btk compounds suitable for use in the methods described herein, definitions of referred-to standard chemistry terms may be found in reference works (if not otherwise defined herein), including Carey and Sundberg “Advanced Organic Chemistry 4th Ed.” Vols. A (2000) and B (2001), Plenum Press, New York. Unless otherwise indicated, conventional methods of mass spectroscopy, NMR, HPLC, protein chemistry, biochemistry, recombinant DNA techniques and pharmacology, within the ordinary skill of the art are employed. In addition, nucleic acid and amino acid sequences for Btk (e.g., human Btk) are known in the art as disclosed in, e.g., U.S. Patent No. 6,326,469. Unless specific definitions are provided, the nomenclature employed in connection with, and the laboratory procedures and techniques of, analytical chemistry, synthetic organic chemistry, and medicinal and pharmaceutical chemistry described herein are those known in the art. Standard techniques can be used for chemical syntheses, chemical analyses, pharmaceutical preparation, formulation, and delivery, and treatment of patients.

[00198] The Btk inhibitor compounds described herein are selective for Btk and kinases having a cysteine residue in an amino acid sequence position of the tyrosine kinase that is homologous to the amino acid sequence position of cysteine 481 in Btk. Inhibitor compounds described herein include a Michael acceptor moiety.

[00199] Generally, a reversible or irreversible inhibitor compound of Btk used in the methods

described herein is identified or characterized in an *in vitro* assay, e.g., an acellular biochemical assay or a cellular functional assay. Such assays are useful to determine an *in vitro* IC₅₀ for a reversible or irreversible Btk inhibitor compound.

[00200] For example, an acellular kinase assay can be used to determine Btk activity after incubation of the kinase in the absence or presence of a range of concentrations of a candidate irreversible Btk inhibitor compound. If the candidate compound is in fact an irreversible Btk inhibitor, Btk kinase activity will not be recovered by repeat washing with inhibitor-free medium. See, e.g., J. B. Smail, *et al.* (1999), *J. Med. Chem.*, 42(10):1803-1815. Further, covalent complex formation between Btk and a candidate irreversible Btk inhibitor is a useful indicator of irreversible inhibition of Btk that can be readily determined by a number of methods known in the art (e.g., mass spectrometry). For example, some irreversible Btk-inhibitor compounds can form a covalent bond with Cys 481 of Btk (e.g., via a Michael reaction).

[00201] Cellular functional assays for Btk inhibition include measuring one or more cellular endpoints in response to stimulating a Btk-mediated pathway in a cell line (e.g., BCR activation in Ramos cells) in the absence or presence of a range of concentrations of a candidate irreversible Btk inhibitor compound. Useful endpoints for determining a response to BCR activation include, e.g., autophosphorylation of Btk, phosphorylation of a Btk target protein (e.g., PLC- γ), and cytoplasmic calcium flux.

[00202] High throughput assays for many acellular biochemical assays (e.g., kinase assays) and cellular functional assays (e.g., calcium flux) are well known to those of ordinary skill in the art. In addition, high throughput screening systems are commercially available (see, e.g., Zymark Corp., Hopkinton, MA; Air Technical Industries, Mentor, OH; Beckman Instruments, Inc. Fullerton, CA; Precision Systems, Inc., Natick, MA, etc.). These systems typically automate entire procedures including all sample and reagent pipetting, liquid dispensing, timed incubations, and final readings of the microplate in detector(s) appropriate for the assay. Automated systems thereby allow the identification and characterization of a large number of reversible or irreversible Btk compounds without undue effort.

[00203] Reversible or irreversible Btk inhibitor compounds can be used for the manufacture of a medicament for treating any of the foregoing conditions (e.g., autoimmune diseases, inflammatory diseases, allergy disorders, B-cell proliferative disorders, or thromboembolic disorders).

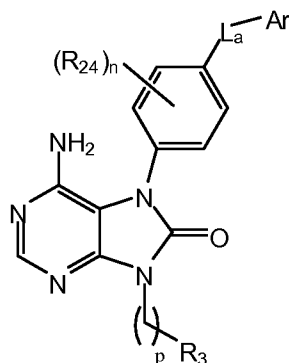
[00204] In some embodiments, the reversible or irreversible Btk inhibitor compound used for the methods described herein inhibits Btk activity with an *in vitro* IC₅₀ of less than about 10 μ M. (e.g., less than about 1 μ M, less than about 0.5 μ M, less than about 0.4 μ M, less than about 0.3 μ M, less than about 0.1, less than about 0.08 μ M, less than about 0.06 μ M, less than about 0.05

μM , less than about 0.04 μM , less than about 0.03 μM , less than about 0.02 μM , less than about 0.01, less than about 0.008 μM , less than about 0.006 μM , less than about 0.005 μM , less than about 0.004 μM , less than about 0.003 μM , less than about 0.002 μM , less than about 0.001, less than about 0.00099 μM , less than about 0.00098 μM , less than about 0.00097 μM , less than about 0.00096 μM , less than about 0.00095 μM , less than about 0.00094 μM , less than about 0.00093 μM , less than about 0.00092, or less than about 0.00090 μM).

[00205] In one embodiment, the irreversible Btk inhibitor compound selectively and irreversibly inhibits an activated form of its target tyrosine kinase (e.g., a phosphorylated form of the tyrosine kinase). For example, activated Btk is transphosphorylated at tyrosine 551. Thus, in these embodiments the irreversible Btk inhibitor inhibits the target kinase in cells only once the target kinase is activated by the signaling events.

[00206] Described herein are compounds of any of Formula (I), (Ia), (Ib), (II), (IIa), (IIb), (III), (IIIa), (IIIb), and (IIIc). Also described herein are pharmaceutically acceptable salts, pharmaceutically acceptable solvates, pharmaceutically active metabolites, and pharmaceutically acceptable prodrugs of such compounds. Pharmaceutical compositions that include at least one such compound or a pharmaceutically acceptable salt, pharmaceutically acceptable solvate, pharmaceutically active metabolite or pharmaceutically acceptable prodrug of such compound, are provided. In some embodiments, when compounds disclosed herein contain an oxidizable nitrogen atom, the nitrogen atom can be converted to an N-oxide by methods well known in the art. In certain embodiments, isomers and chemically protected forms of compounds having a structure represented by any of Formula (I), (Ia), (Ib), (II), (IIa), (IIb), (III), (IIIa), (IIIb), and (IIIc), are also provided.

[00207] In a further embodiment are compounds having the structure of Formula (I):



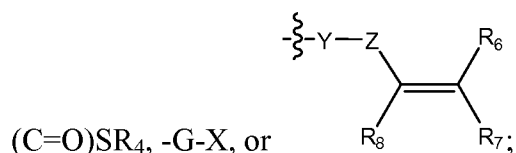
Formula (I);

wherein:

L_a is a bond, $-\text{CH}_2-$, $-\text{CH}(\text{OH})-$, $-\text{C}(\text{O})-$, $-\text{CH}_2\text{O}-$, $-\text{OCH}_2-$, $-\text{SCH}_2-$, $-\text{CH}_2\text{S}-$, $-\text{N}(\text{R}_{21})-$, $-\text{N}(\text{R}_{21})\text{C}(\text{O})-$, $-\text{C}(\text{O})\text{N}(\text{R}_{21})-$, $-\text{N}(\text{R}_{21})\text{C}(\text{O})\text{N}(\text{R}_{21})-$, $-\text{O}-$, $-\text{S}-$, $-\text{S}(\text{O})-$, $-\text{S}(\text{O})_2-$, $-\text{N}(\text{R}_{21})\text{S}(\text{O})_2-$, or $-\text{S}(\text{O})_2\text{N}(\text{R}_{21})-$;

Ar is a substituted or unsubstituted cycloalkyl, substituted or unsubstituted heterocycloalkyl, substituted or unsubstituted aryl, or a substituted or unsubstituted heteroaryl;

R₃ is optionally substituted C₃-C₆ alkyl, substituted cycloalkyl, optionally substituted aryl, optionally substituted heteroaryl, -(C=O)C₁-C₆ alkyl, -(C=O)OR₄, -(C=O)NR₄R₄, -



G is optionally substituted heterocycloalkyl, optionally substituted aryl, or optionally substituted heteroaryl;

X is optionally substituted cycloalkyl; optionally substituted heterocycloalkyl; optionally substituted aryl, optionally substituted heteroaryl, -OR₄, -SR₄, or -NR₄R₄;

each R₄ is each independently H, C₁-C₆ alkyl, C₁-C₆ heteroalkyl, C₃-C₆ cycloalkyl, or C₂-C₆ heterocycloalkyl;

Y is an optionally substituted group selected from among alkyl, heteroalkyl, cycloalkyl, aryl, and heteroaryl;

Z is C(=O), OC(=O), N(R₂₁)C(=O), C(=S), S(=O)_x, OS(=O)_x, or N(R₂₁)S(=O)_x, where x is 1 or 2;

each R₂₄ is each independently halogen, -CN, -NO₂, -OH, -OCF₃, -OCH₂F, -OCF₂H, -CF₃, -SR₂₁, -N(R₂₁)S(=O)₂R₂₃, -S(=O)₂N(R₂₁)(R₂₂), -S(=O)R₂₃, -S(=O)₂R₂₃, -C(=O)R₂₃, -

OC(=O)R₂₃, -CO₂R₂₁, -N(R₂₁)(R₂₂), -C(=O)N(R₂₁)(R₂₂), -N(R₂₁)C(=O)R₂₃,

-N(R₂₁)C(=O)OR₂₂, -N(R₂₁)C(=O)N(R₂₁)(R₂₂), substituted or unsubstituted alkyl, substituted or unsubstituted alkoxy, substituted or unsubstituted heteroalkyl, substituted or unsubstituted heterocycloalkyl, or substituted or unsubstituted cycloalkyl;

R₂₁ and R₂₂ are each independently H, substituted or unsubstituted C₁-C₆alkyl, or substituted or unsubstituted C₃-C₈cycloalkyl;

R₂₃ is each independently substituted or unsubstituted C₁-C₆alkyl, or substituted or unsubstituted C₃-C₈cycloalkyl;

n is 0-4;

p is 0-2;

R₆ is H or L-J-W;

R₇ and R₈ are independently H or L-J-W; or R₇ and R₈ taken together form a bond;

L and J are each independently a bond, substituted or unsubstituted C₁-C₆ alkylene, substituted or unsubstituted C₃-C₆ cycloalkylene, substituted or unsubstituted C₁-C₆ heteroalkylene, substituted or unsubstituted C₂-C₇ heterocycloalkylene, substituted or

unsubstituted C₆-C₁₂ arylene, substituted or unsubstituted C₃-C₁₂ heteroarylene, -CO-, -O-, or -S-;

W is H, halogen, -CN, or NR₂₅R₂₆;

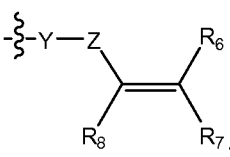
R₂₅ and R₂₆ are each independently H, substituted or unsubstituted C₁-C₆ alkyl, substituted or unsubstituted C₃-C₆ cycloalkyl, substituted or unsubstituted C₁-C₆ heteroalkyl, substituted or unsubstituted C₂-C₇ heterocycloalkyl, substituted or unsubstituted C₆-C₁₂ aryl, or substituted or unsubstituted C₃-C₁₂ heteroaryl; or R₂₅ and R₂₆ together with the nitrogen to which they are attached form a heterocycloalkyl ring;

or a pharmaceutically acceptable salt thereof.

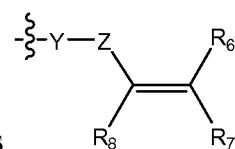
[00208] In one embodiment is a compound of Formula (I) wherein L_a is bond, -CH₂-, -CH(OH)-, -C(O)-, -CH₂O-, -OCH₂-, -SCH₂-, -CH₂S-, -N(H)-, -N(H)C(O)-, -C(O)N(H)-, -N(H)C(O)N(H)-, -O-, -S-, -S(O)-, -S(O)₂-, -N(H)S(O)₂-, or -S(O)₂N(H)-. In further embodiments, L_a is a bond, -CH₂-, -CH(OH)-, -C(O)-, -CH₂O-, -OCH₂-, -SCH₂-, -CH₂S-, -N(H)-, -N(H)C(O)-, -C(O)N(H)-, -N(H)C(O)N(H)-, -O-, or -S-. In further embodiments, L_a is -CH₂O-, -OCH₂-, -SCH₂-, -CH₂S-, -N(H)-, -O-, or -S-. In further embodiments, L_a is -OCH₂-, or -O-. In further embodiments, L_a is -OCH₂-. In further embodiments, L_a is -O-. In further embodiments, L_a is -CH₂O-. In further embodiments, L_a is -N(H)-. In further embodiments, L_a is -S-. In further embodiments, L_a is -CH₂-. In further embodiments, L_a is a bond.

[00209] In some embodiments is a compound of Formula (I) wherein Ar is substituted or unsubstituted aryl, or substituted or unsubstituted heteroaryl. In a further embodiment, Ar is substituted or unsubstituted aryl. In yet a further embodiment, Ar is phenyl. In another embodiment, Ar is substituted or unsubstituted heteroaryl. In a further embodiment, Ar is indolyl, oxazolyl, furanyl, thienyl, pyrrolyl, pyrazolyl, pyridinyl, pyrazinyl, pyrimidinyl, pyridazinyl, quinazolinyl, quinoxalinyl, quinoliny, or isoquinoliny.

[00210] In some embodiments is a compound of Formula (I) wherein R₃ is optionally substituted C₃-C₆ alkyl, substituted cycloalkyl, optionally substituted aryl, optionally substituted heteroaryl,

-G-X, or . In some embodiments, R₃ is optionally substituted C₃-C₆ alkyl. In some embodiments, R₃ is substituted cycloalkyl. In some embodiments, R₃ is optionally substituted optionally substituted optionally substituted aryl. In some embodiments, R₃ is optionally substituted optionally substituted heteroaryl. In some embodiments, R₃ is -G-X. In some embodiments, G is aryl. In some embodiments, G is heteroaryl. In some embodiments, G is heterocycloalkyl. In further embodiments, G is selected from pyrrolidinyl, tetrahydrofuranyl, piperidinyl, piperizinyl, and morpholinyl. In some embodiments, G is pyrrolidinyl. In some

embodiments, G is tetrahydrofuranyl. In some embodiments, G is piperidinyl. In some embodiments, G is piperizinyl. In some embodiments, G is morpholinyl. In further embodiments, X is optionally substituted heterocycloalkyl. In yet further embodiments, X is selected from pyrrolidinyl, tetrahydrofuranyl, piperidinyl, piperizinyl, and morpholinyl. In some embodiments, X is pyrrolidinyl. In some embodiments, X is tetrahydrofuranyl. In some embodiments, X is piperidinyl. In some embodiments, X is piperizinyl. In some embodiments, X is morpholinyl. In further embodiments, X is -OR₄, -SR₄, or -NR₄R₄. In some embodiments, X is -OR₄. In some embodiments, X is -SR₄. In some embodiments, X is -NR₄R₄. In yet a further embodiment, R₄ is each independently H or C₁-C₆ alkyl. In some embodiments, each R₄ is H. In some embodiments, each R₄ is CH₃.



[00211] In another embodiment is a compound of Formula (I) wherein R₃ is In further embodiments, Z is C(=O), NHC(=O), N(CH₃)C(=O), or S(=O)₂. In some embodiments, Z is C(=O). In some embodiments, Z is NHC(=O). In some embodiments, Z is N(CH₃)C(=O). In some embodiments, Z is S(=O)₂.

[00212] In another embodiment is a compound of Formula (I) wherein R₆, R₇ and R₈ are H. In another embodiment is a compound of Formula (I) wherein R₇ and R₈ are H and R₆ is L-J-W. In a further embodiment, R₆ is H, substituted or unsubstituted C₁-C₆alkyl, substituted or unsubstituted C₁-C₆heteroalkyl, (C₁-C₆dialkylamino)C₁-C₆alkyl, ((C₁-C₆alkyl)(C₃-C₆cycloalkyl)amino)C₁-C₆alkyl, substituted or unsubstituted C₁-C₆alkylC₃-C₆cycloalkyl, or C₁-C₄alkyl(C₂-C₇heterocycloalkyl). In yet a further embodiment is a compound of Formula (I) wherein R₆ is substituted or unsubstituted C₁-C₆alkyl, substituted or unsubstituted C₁-C₆heteroalkyl, (C₁-C₆dialkylamino)C₁-C₆alkyl, or ((C₁-C₆alkyl)(C₃-C₆cycloalkyl)amino)C₁-C₆alkyl. In some embodiments, R₆ is substituted or unsubstituted C₁-C₆alkyl. In some embodiments, R₆ is substituted or unsubstituted substituted or unsubstituted C₁-C₆heteroalkyl. In some embodiments, R₆ is substituted or unsubstituted (C₁-C₆dialkylamino)C₁-C₆alkyl. In some embodiments, R₆ is substituted or unsubstituted ((C₁-C₆alkyl)(C₃-C₆cycloalkyl)amino)C₁-C₆alkyl.

[00213] In another embodiment is a compound of Formula (I) wherein R₆ and R₈ are H and R₇ is L-J-W. In a further embodiment, R₇ is H, substituted or unsubstituted C₁-C₆alkyl, substituted or unsubstituted C₁-C₆heteroalkyl, (C₁-C₆dialkylamino)C₁-C₆alkyl, ((C₁-C₆alkyl)(C₃-C₆cycloalkyl)amino)C₁-C₆alkyl, substituted or unsubstituted C₁-C₆alkylC₃-C₆cycloalkyl, or C₁-C₄alkyl(C₂-C₇heterocycloalkyl). In yet a further embodiment is a compound of Formula (I) wherein R₇ is substituted or unsubstituted C₁-C₆alkyl, substituted or unsubstituted C₁-

C₆heteroalkyl, (C₁-C₆dialkylamino)C₁-C₆alkyl, or ((C₁-C₆alkyl)(C₃-C₆cycloalkyl)amino)C₁-C₆alkyl. In some embodiments, R₇ is substituted or unsubstituted C₁-C₆alkyl. In some embodiments, R₇ is substituted or unsubstituted substituted or unsubstituted C₁-C₆heteroalkyl. In some embodiments, R₇ is substituted or unsubstituted (C₁-C₆dialkylamino)C₁-C₆alkyl. In some embodiments, R₇ is substituted or unsubstituted ((C₁-C₆alkyl)(C₃-C₆cycloalkyl)amino)C₁-C₆alkyl.

[00214] In another embodiment is a compound of Formula (I) wherein R₆ and R₈ are H; R₇ is L-J-W; L is a bond, substituted or unsubstituted C₁-C₆ alkylene, or substituted or unsubstituted C₃-C₆ cycloalkylene; and J is a bond, substituted or unsubstituted C₁-C₆ alkylene, substituted or unsubstituted C₃-C₆ cycloalkylene, substituted or unsubstituted C₁-C₆ heteroalkylene, substituted or unsubstituted C₂-C₇ heterocycloalkylene, substituted or unsubstituted C₆-C₁₂ arylene, or substituted or unsubstituted C₃-C₁₂ heteroarylene. In further embodiments, L is a bond. In further embodiments, L is substituted or unsubstituted C₃-C₆ cycloalkylene. In further embodiments, L is substituted or unsubstituted C₁-C₆ alkylene. In yet a further embodiment, L is -CH₂-. In further embodiments, J is substituted or unsubstituted C₁-C₆ alkylene, substituted or unsubstituted C₃-C₆ cycloalkylene, substituted or unsubstituted C₁-C₆ heteroalkylene, substituted or unsubstituted C₂-C₇ heterocycloalkylene, substituted or unsubstituted C₆-C₁₂ arylene, or substituted or unsubstituted C₃-C₁₂ heteroarylene. In some embodiments, J is substituted or unsubstituted C₁-C₆ alkylene. In further embodiments, J is -CH₂-. In some embodiments, J is substituted or unsubstituted C₁-C₆ cycloalkylene. In further embodiments, J is cyclopropyl. In some embodiments, J is substituted or unsubstituted C₂-C₇ heterocycloalkylene. In further embodiments, J is pyrrolidinyl, piperidinyl, piperizinyl, morpholinyl, imidazolyl, or pyridinyl. In a further embodiment of the aforementioned embodiments is a compound of Formula (I), wherein W is H. In another embodiment of the aforementioned embodiments is a compound of Formula (I), wherein W is halogen. In another embodiment of the aforementioned embodiments is a compound of Formula (I), wherein W is -CN. In another embodiment of the aforementioned embodiments is a compound of Formula (I), wherein W is NR₂₅R₂₆. In a further embodiment, R₂₅ is H, substituted or unsubstituted C₁-C₆ alkyl, or substituted or unsubstituted C₃-C₆ cycloalkyl; and R₂₆ is substituted or unsubstituted C₁-C₆ alkyl, substituted or unsubstituted C₃-C₆ cycloalkyl, substituted or unsubstituted C₁-C₆ heteroalkyl, substituted or unsubstituted C₂-C₇ heterocycloalkyl, substituted or unsubstituted C₆-C₁₂ aryl, or substituted or unsubstituted C₃-C₁₂ heteroaryl. In another embodiment, R₂₅ and R₂₆ are substituted or unsubstituted C₁-C₆ alkyl. In some embodiments, R₂₅ and R₂₆ are -CH₃. In another embodiment, R₂₅ and R₂₆ are substituted or unsubstituted C₃-C₆ cycloalkyl. In some embodiments, R₂₅ and R₂₆ are cyclopropyl. In another embodiment, R₂₅ is H; and R₂₆ is substituted or unsubstituted C₃-C₆ cycloalkyl. In some

embodiments, R₂₅ is H and R₂₆ is cyclopropyl. In some embodiments, R₂₅ is H and R₂₆ is cyclobutyl. In another embodiment, R₂₅ is substituted or unsubstituted C₁-C₆ alkyl; and R₂₆ is substituted or unsubstituted C₃-C₆ cycloalkyl. In some embodiments, R₂₅ is -CH₃ and R₂₆ is cyclopropyl. In some embodiments, R₂₅ is -CH₃ and R₂₆ is cyclobutyl. In another embodiment is a compound of Formula (I), wherein R₂₅ and R₂₆ together with the nitrogen to which they are attached form a heterocycloalkyl ring.

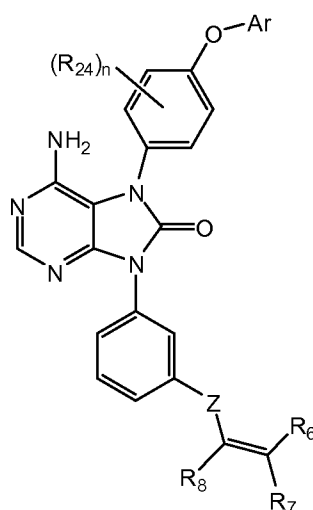
[00215] In another embodiment is a compound of Formula (I) wherein R₇ and R₈ taken together form a bond; and R₆ is L-J-W. In further embodiments, R₆ is H, substituted or unsubstituted C₁-C₆alkyl, substituted or unsubstituted C₁-C₆heteroalkyl, (C₁-C₆dialkylamino)C₁-C₆alkyl, ((C₁-C₆alkyl)(C₃-C₆cycloalkyl)amino)C₁-C₆alkyl, substituted or unsubstituted C₁-C₆alkylC₃-C₆cycloalkyl, or C₁-C₄alkyl(C₂-C₇heterocycloalkyl). In further embodiments, R₆ is substituted or unsubstituted C₁-C₆alkyl, substituted or unsubstituted C₁-C₆heteroalkyl, (C₁-C₆dialkylamino)C₁-C₆alkyl, or ((C₁-C₆alkyl)(C₃-C₆cycloalkyl)amino)C₁-C₆alkyl. In some embodiments, R₆ is substituted or unsubstituted C₁-C₆alkyl. In some embodiments, R₆ is substituted or unsubstituted C₁-C₆heteroalkyl. In some embodiments, R₆ is (C₁-C₆dialkylamino)C₁-C₆alkyl. In some embodiments, R₆ is ((C₁-C₆alkyl)(C₃-C₆cycloalkyl)amino)C₁-C₆alkyl.

[00216] In another embodiment is a compound of Formula (I) wherein Y is optionally substituted alkyl. In another embodiment, Y is optionally substituted heteroalkyl. In another embodiment, Y is optionally substituted cycloalkyl. In another embodiment, Y is optionally substituted heteroaryl. In another embodiment, Y is optionally substituted aryl. In a further embodiment, Y is phenyl.

[00217] In some embodiments is a compound of Formula (I) wherein R₂₄ is each independently halogen, -NH₂, -N(CH₃)₂, substituted or unsubstituted alkyl, substituted or unsubstituted alkoxy, substituted or unsubstituted heteroalkyl, substituted or unsubstituted heterocycloalkyl, or substituted or unsubstituted cycloalkyl. In some embodiments, R₂₄ is substituted or unsubstituted alkyl. In some embodiments, R₂₄ is substituted or unsubstituted cycloalkyl. In some embodiments, R₂₄ is substituted or unsubstituted heterocycloalkyl. In some embodiments, R₂₄ is halogen. In further embodiments, R₂₄ is F, Cl or Br.

[00218] In a further embodiment of the aforementioned embodiments is a compound of Formula (I), wherein n is 0. In some embodiments, n is 1. In some embodiments, n is 2. In some embodiments, n is 3. In some embodiments, n is 4. In a further embodiment of the aforementioned embodiments is a compound of Formula (I), wherein p is 0. In some embodiments, p is 1. In some embodiments, p is 2.

[00219] In a further embodiment are compounds having the structure of Formula (Ia):



Formula (Ia);

wherein:

Ar is a substituted or unsubstituted aryl, or a substituted or unsubstituted heteroaryl;

Z is C(=O), N(R₂₁)C(=O), C(=S), S(=O)_x, OS(=O)_x, or N(R₂₁)S(=O)_x, where x is 1 or 2;

each R₂₄ is each independently halogen, -CN, -NO₂, -OH, -OCF₃, -OCH₂F, -OCF₂H, -CF₃, -SR₂₁, -N(R₂₁)S(=O)₂R₂₃, -S(=O)₂N(R₂₁)(R₂₂), -S(=O)R₂₃, -S(=O)₂R₂₃, -C(=O)R₂₃, -OC(=O)R₂₃, -CO₂R₂₁, -N(R₂₁)(R₂₂), -C(=O)N(R₂₁)(R₂₂), -N(R₂₁)C(=O)R₂₃,

-N(R₂₁)C(=O)OR₂₂, -N(R₂₁)C(=O)N(R₂₁)(R₂₂), substituted or unsubstituted alkyl, substituted or unsubstituted alkoxy, substituted or unsubstituted heteroalkyl, substituted or unsubstituted heterocycloalkyl, or substituted or unsubstituted cycloalkyl;

R₂₁ and R₂₂ are each independently H, substituted or unsubstituted C₁-C₆alkyl, or substituted or unsubstituted C₃-C₈cycloalkyl;

R₂₃ is each independently substituted or unsubstituted C₁-C₆alkyl, or substituted or unsubstituted C₃-C₈cycloalkyl;

n is 0-4;

R₆ is H or L-J-W;

R₇ and R₈ are independently H or L-J-W; or R₇ and R₈ taken together form a bond;

L and J are each independently a bond, substituted or unsubstituted C₁-C₆ alkylene, substituted or unsubstituted C₃-C₆ cycloalkylene, substituted or unsubstituted C₁-C₆ heteroalkylene, substituted or unsubstituted C₂-C₇ heterocycloalkylene, substituted or unsubstituted C₆-C₁₂ arylene, substituted or unsubstituted C₃-C₁₂ heteroarylene, -CO-, -O-, or -S-;

W is H, halogen, -CN, or NR₂₅R₂₆;

R₂₅ and R₂₆ are each independently H, substituted or unsubstituted C₁-C₆ alkyl, substituted or unsubstituted C₃-C₆ cycloalkyl, substituted or unsubstituted C₁-C₆ heteroalkyl, substituted or

unsubstituted C₂-C₇ heterocycloalkyl, substituted or unsubstituted C₆-C₁₂ aryl, or substituted or unsubstituted C₃-C₁₂ heteroaryl; or R₂₅ and R₂₆ together with the nitrogen to which they are attached form a heterocycloalkyl ring;
or a pharmaceutically acceptable salt thereof.

[00220] In some embodiments is a compound of Formula (Ia) wherein Ar is substituted or unsubstituted aryl, or substituted or unsubstituted heteroaryl. In a further embodiment, Ar is substituted or unsubstituted aryl. In yet a further embodiment, Ar is phenyl. In another embodiment, Ar is substituted or unsubstituted heteroaryl. In a further embodiment, Ar is indolyl, oxazolyl, furanyl, thienyl, pyrrolyl, pyrazolyl, pyridinyl, pyrazinyl, pyrimidinyl, pyridazinyl, quinazolinyl, quinoxalinyl, quinoliny, or isoquinoliny.

[00221] In some embodiments is a compound of Formula (Ia) wherein Z is C(=O), NHC(=O), N(CH₃)C(=O), or S(=O)₂. In some embodiments, Z is C(=O). In some embodiments, Z is NHC(=O). In some embodiments, Z is N(CH₃)C(=O). In some embodiments, Z is S(=O)₂.

[00222] In another embodiment is a compound of Formula (Ia) wherein R₆, R₇ and R₈ are H. In another embodiment is a compound of Formula (Ia) wherein R₇ and R₈ are H and R₆ is L-J-W. In a further embodiment, R₆ is H, substituted or unsubstituted C₁-C₆alkyl, substituted or unsubstituted C₁-C₆heteroalkyl, (C₁-C₆dialkylamino)C₁-C₆alkyl, ((C₁-C₆alkyl)(C₃-C₆cycloalkyl)amino)C₁-C₆alkyl, substituted or unsubstituted C₁-C₆alkylC₃-C₆cycloalkyl, or C₁-C₄alkyl(C₂-C₇heterocycloalkyl). In yet a further embodiment is a compound of Formula (Ia) wherein R₆ is substituted or unsubstituted C₁-C₆alkyl, substituted or unsubstituted C₁-C₆heteroalkyl, (C₁-C₆dialkylamino)C₁-C₆alkyl, or ((C₁-C₆alkyl)(C₃-C₆cycloalkyl)amino)C₁-C₆alkyl. In some embodiments, R₆ is substituted or unsubstituted C₁-C₆alkyl. In some embodiments, R₆ is substituted or unsubstituted substituted or unsubstituted C₁-C₆heteroalkyl. In some embodiments, R₆ is substituted or unsubstituted (C₁-C₆dialkylamino)C₁-C₆alkyl. In some embodiments, R₆ is substituted or unsubstituted ((C₁-C₆alkyl)(C₃-C₆cycloalkyl)amino)C₁-C₆alkyl.

[00223] In another embodiment is a compound of Formula (Ia) wherein R₆ and R₈ are H and R₇ is L-J-W. In a further embodiment, R₇ is H, substituted or unsubstituted C₁-C₆alkyl, substituted or unsubstituted C₁-C₆heteroalkyl, (C₁-C₆dialkylamino)C₁-C₆alkyl, ((C₁-C₆alkyl)(C₃-C₆cycloalkyl)amino)C₁-C₆alkyl, substituted or unsubstituted C₁-C₆alkylC₃-C₆cycloalkyl, or C₁-C₄alkyl(C₂-C₇heterocycloalkyl). In yet a further embodiment is a compound of Formula (Ia) wherein R₇ is substituted or unsubstituted C₁-C₆alkyl, substituted or unsubstituted C₁-C₆heteroalkyl, (C₁-C₆dialkylamino)C₁-C₆alkyl, or ((C₁-C₆alkyl)(C₃-C₆cycloalkyl)amino)C₁-C₆alkyl. In some embodiments, R₇ is substituted or unsubstituted C₁-C₆alkyl. In some embodiments, R₇ is substituted or unsubstituted C₁-C₆heteroalkyl. In some embodiments, R₇ is

substituted or unsubstituted (C₁-C₆dialkylamino)C₁-C₆alkyl. In some embodiments, R₇ is substituted or unsubstituted ((C₁-C₆alkyl)(C₃-C₆cycloalkyl)amino)C₁-C₆alkyl.

[00224] In another embodiment is a compound of Formula (Ia) wherein R₆ and R₈ are H; R₇ is L-J-W; L is a bond, substituted or unsubstituted C₁-C₆ alkylene, or substituted or unsubstituted C₃-C₆ cycloalkylene; and J is a bond, substituted or unsubstituted C₁-C₆ alkylene, substituted or unsubstituted C₃-C₆ cycloalkylene, substituted or unsubstituted C₁-C₆ heteroalkylene, substituted or unsubstituted C₂-C₇ heterocycloalkylene, substituted or unsubstituted C₆-C₁₂ arylene, or substituted or unsubstituted C₃-C₁₂ heteroarylene. In further embodiments, L is a bond. In further embodiments, L is substituted or unsubstituted C₃-C₆ cycloalkylene. In further embodiments, L is substituted or unsubstituted C₁-C₆ alkylene. In yet a further embodiment, L is -CH₂-. In further embodiments, J is substituted or unsubstituted C₁-C₆ alkylene, substituted or unsubstituted C₃-C₆ cycloalkylene, substituted or unsubstituted C₁-C₆ heteroalkylene, substituted or unsubstituted C₂-C₇ heterocycloalkylene, substituted or unsubstituted C₆-C₁₂ arylene, or substituted or unsubstituted C₃-C₁₂ heteroarylene. In some embodiments, J is substituted or unsubstituted C₁-C₆ alkylene. In further embodiments, J is -CH₂-. In some embodiments, J is substituted or unsubstituted C₁-C₆ cycloalkylene. In further embodiments, J is cyclopropyl. In some embodiments, J is substituted or unsubstituted C₂-C₇ heterocycloalkylene. In further embodiments, J is pyrrolidinyl, piperidinyl, piperizinyl, morpholinyl, imidazolyl, or pyridinyl. In a further embodiment of the aforementioned embodiments is a compound of Formula (Ia), wherein W is H. In another embodiment of the aforementioned embodiments is a compound of Formula (Ia), wherein W is halogen. In another embodiment of the aforementioned embodiments is a compound of Formula (Ia), wherein W is -CN. In another embodiment of the aforementioned embodiments is a compound of Formula (Ia), wherein W is NR₂₅R₂₆. In a further embodiment, R₂₅ is H, substituted or unsubstituted C₁-C₆ alkyl, or substituted or unsubstituted C₃-C₆ cycloalkyl; and R₂₆ is substituted or unsubstituted C₁-C₆ alkyl, substituted or unsubstituted C₃-C₆ cycloalkyl, substituted or unsubstituted C₁-C₆ heteroalkyl, substituted or unsubstituted C₂-C₇ heterocycloalkyl, substituted or unsubstituted C₆-C₁₂ aryl, or substituted or unsubstituted C₃-C₁₂ heteroaryl. In another embodiment, R₂₅ and R₂₆ are substituted or unsubstituted C₁-C₆ alkyl. In some embodiments, R₂₅ and R₂₆ are -CH₃. In another embodiment, R₂₅ and R₂₆ are substituted or unsubstituted C₃-C₆ cycloalkyl. In some embodiments, R₂₅ and R₂₆ are cyclopropyl. In another embodiment, R₂₅ is H; and R₂₆ is substituted or unsubstituted C₃-C₆ cycloalkyl. In some embodiments, R₂₅ is H and R₂₆ is cyclopropyl. In some embodiments, R₂₅ is H and R₂₆ is cyclobutyl. In another embodiment, R₂₅ is substituted or unsubstituted C₁-C₆ alkyl; and R₂₆ is substituted or unsubstituted C₃-C₆ cycloalkyl. In some embodiments, R₂₅ is -CH₃ and R₂₆ is cyclopropyl. In some embodiments,

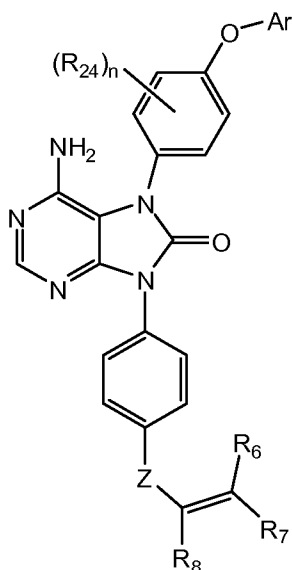
R₂₅ is -CH₃ and R₂₆ is cyclobutyl. In another embodiment is a compound of Formula (Ia), wherein R₂₅ and R₂₆ together with the nitrogen to which they are attached form a heterocycloalkyl ring.

[00225] In another embodiment is a compound of Formula (Ia) wherein R₇ and R₈ taken together form a bond; and R₆ is L-J-W. In further embodiments, R₆ is H, substituted or unsubstituted C₁-C₆alkyl, substituted or unsubstituted C₁-C₆heteroalkyl, (C₁-C₆dialkylamino)C₁-C₆alkyl, ((C₁-C₆alkyl)(C₃-C₆cycloalkyl)amino)C₁-C₆alkyl, substituted or unsubstituted C₁-C₆alkylC₃-C₆cycloalkyl, or C₁-C₄alkyl(C₂-C₇heterocycloalkyl). In further embodiments, R₆ is substituted or unsubstituted C₁-C₆alkyl, substituted or unsubstituted C₁-C₆heteroalkyl, (C₁-C₆dialkylamino)C₁-C₆alkyl, or ((C₁-C₆alkyl)(C₃-C₆cycloalkyl)amino)C₁-C₆alkyl. In some embodiments, R₆ is substituted or unsubstituted C₁-C₆alkyl. In some embodiments, R₆ is substituted or unsubstituted C₁-C₆heteroalkyl. In some embodiments, R₆ is (C₁-C₆dialkylamino)C₁-C₆alkyl. In some embodiments, R₆ is ((C₁-C₆alkyl)(C₃-C₆cycloalkyl)amino)C₁-C₆alkyl.

[00226] In some embodiments is a compound of Formula (Ia) wherein R₂₄ is each independently halogen, -NH₂, -N(CH₃)₂, substituted or unsubstituted alkyl, substituted or unsubstituted alkoxy, substituted or unsubstituted heteroalkyl, substituted or unsubstituted heterocycloalkyl, or substituted or unsubstituted cycloalkyl. In some embodiments, R₂₄ is substituted or unsubstituted alkyl. In some embodiments, R₂₄ is substituted or unsubstituted cycloalkyl. In some embodiments, R₂₄ is substituted or unsubstituted heterocycloalkyl. In some embodiments, R₂₄ is halogen. In further embodiments, R₂₄ is F, Cl or Br.

[00227] In a further embodiment of the aforementioned embodiments is a compound of Formula (Ia), wherein n is 0. In some embodiments, n is 1. In some embodiments, n is 2. In some embodiments, n is 3. In some embodiments, n is 4.

[00228] In a further embodiment are compounds having the structure of Formula (Ib):



Formula (Ib);

wherein:

Ar is a substituted or unsubstituted aryl, or a substituted or unsubstituted heteroaryl;

Z is C(=O), N(R₂₁)C(=O), C(=S), S(=O)_x, OS(=O)_x, or N(R₂₁)S(=O)_x, where x is 1 or 2;

each R₂₄ is each independently halogen, -CN, -NO₂, -OH, -OCF₃, -OCH₂F, -OCF₂H, -CF₃, -SR₂₁, -N(R₂₁)S(=O)₂R₂₃, -S(=O)₂N(R₂₁)(R₂₂), -S(=O)R₂₃, -S(=O)₂R₂₃, -C(=O)R₂₃, -OC(=O)R₂₃, -CO₂R₂₁, -N(R₂₁)(R₂₂), -C(=O)N(R₂₁)(R₂₂), -N(R₂₁)C(=O)R₂₃,

-N(R₂₁)C(=O)OR₂₂, -N(R₂₁)C(=O)N(R₂₁)(R₂₂), substituted or unsubstituted alkyl, substituted or unsubstituted alkoxy, substituted or unsubstituted heteroalkyl, substituted or unsubstituted heterocycloalkyl, or substituted or unsubstituted cycloalkyl;

R₂₁ and R₂₂ are each independently H, substituted or unsubstituted C₁-C₆alkyl, or substituted or unsubstituted C₃-C₈cycloalkyl;

R₂₃ is each independently substituted or unsubstituted C₁-C₆alkyl, or substituted or unsubstituted C₃-C₈cycloalkyl;

n is 0-4;

R₆ is H or L-J-W;

R₇ and R₈ are independently H or L-J-W; or R₇ and R₈ taken together form a bond;

L and J are each independently a bond, substituted or unsubstituted C₁-C₆ alkylene, substituted or unsubstituted C₃-C₆ cycloalkylene, substituted or unsubstituted C₁-C₆ heteroalkylene, substituted or unsubstituted C₂-C₇ heterocycloalkylene, substituted or unsubstituted C₆-C₁₂ arylene, substituted or unsubstituted C₃-C₁₂ heteroarylene, -CO-, -O-, or -S-;

W is H, halogen, -CN, or NR₂₅R₂₆;

R₂₅ and R₂₆ are each independently H, substituted or unsubstituted C₁-C₆ alkyl, substituted or unsubstituted C₃-C₆ cycloalkyl, substituted or unsubstituted C₁-C₆ heteroalkyl, substituted or unsubstituted C₂-C₇ heterocycloalkyl, substituted or unsubstituted C₆-C₁₂ aryl, or substituted or unsubstituted C₃-C₁₂ heteroaryl; or R₂₅ and R₂₆ together with the nitrogen to which they are attached form a heterocycloalkyl ring;

or a pharmaceutically acceptable salt thereof.

[00229] In some embodiments is a compound of Formula (Ib) wherein Ar is substituted or unsubstituted aryl, or substituted or unsubstituted heteroaryl. In a further embodiment, Ar is substituted or unsubstituted aryl. In yet a further embodiment, Ar is phenyl. In another embodiment, Ar is substituted or unsubstituted heteroaryl. In a further embodiment, Ar is indolyl, oxazolyl, furanyl, thienyl, pyrrolyl, pyrazolyl, pyridinyl, pyrazinyl, pyrimidinyl, pyridazinyl, quinazolinyl, quinoxalinyl, quinoliny, or isoquinoliny.

[00230] In some embodiments is a compound of Formula (Ib) wherein Z is C(=O), NHC(=O), N(CH₃)C(=O), or S(=O)₂. In some embodiments, Z is C(=O). In some embodiments, Z is NHC(=O). In some embodiments, Z is N(CH₃)C(=O). In some embodiments, Z is S(=O)₂.

[00231] In another embodiment is a compound of Formula (Ib) wherein R₆, R₇ and R₈ are H. In another embodiment is a compound of Formula (Ib) wherein R₇ and R₈ are H and R₆ is L-J-W. In a further embodiment, R₆ is H, substituted or unsubstituted C₁-C₆alkyl, substituted or unsubstituted C₁-C₆heteroalkyl, (C₁-C₆dialkylamino)C₁-C₆alkyl, ((C₁-C₆alkyl)(C₃-C₆cycloalkyl)amino)C₁-C₆alkyl, substituted or unsubstituted C₁-C₆alkylC₃-C₆cycloalkyl, or C₁-C₄alkyl(C₂-C₇heterocycloalkyl). In yet a further embodiment is a compound of Formula (Ib) wherein R₆ is substituted or unsubstituted C₁-C₆alkyl, substituted or unsubstituted C₁-C₆heteroalkyl, (C₁-C₆dialkylamino)C₁-C₆alkyl, or ((C₁-C₆alkyl)(C₃-C₆cycloalkyl)amino)C₁-C₆alkyl. In some embodiments, R₆ is substituted or unsubstituted C₁-C₆alkyl. In some embodiments, R₆ is substituted or unsubstituted substituted or unsubstituted C₁-C₆heteroalkyl. In some embodiments, R₆ is substituted or unsubstituted (C₁-C₆dialkylamino)C₁-C₆alkyl. In some embodiments, R₆ is substituted or unsubstituted ((C₁-C₆alkyl)(C₃-C₆cycloalkyl)amino)C₁-C₆alkyl.

[00232] In another embodiment is a compound of Formula (Ib) wherein R₆ and R₈ are H and R₇ is L-J-W. In a further embodiment, R₇ is H, substituted or unsubstituted C₁-C₆alkyl, substituted or unsubstituted C₁-C₆heteroalkyl, (C₁-C₆dialkylamino)C₁-C₆alkyl, ((C₁-C₆alkyl)(C₃-C₆cycloalkyl)amino)C₁-C₆alkyl, substituted or unsubstituted C₁-C₆alkylC₃-C₆cycloalkyl, or C₁-C₄alkyl(C₂-C₇heterocycloalkyl). In yet a further embodiment is a compound of Formula (Ib) wherein R₇ is substituted or unsubstituted C₁-C₆alkyl, substituted or unsubstituted C₁-C₆heteroalkyl, (C₁-C₆dialkylamino)C₁-C₆alkyl, or ((C₁-C₆alkyl)(C₃-C₆cycloalkyl)amino)C₁-

C₆alkyl. In some embodiments, R₇ is substituted or unsubstituted C₁-C₆alkyl. In some embodiments, R₇ is substituted or unsubstituted substituted or unsubstituted C₁-C₆heteroalkyl. In some embodiments, R₇ is substituted or unsubstituted (C₁-C₆dialkylamino)C₁-C₆alkyl. In some embodiments, R₇ is substituted or unsubstituted ((C₁-C₆alkyl)(C₃-C₆cycloalkyl)amino)C₁-C₆alkyl.

[00233] In another embodiment is a compound of Formula (Ib) wherein R₆ and R₈ are H; R₇ is L-J-W; L is a bond, substituted or unsubstituted C₁-C₆ alkylene, or substituted or unsubstituted C₃-C₆ cycloalkylene; and J is a bond, substituted or unsubstituted C₁-C₆ alkylene, substituted or unsubstituted C₃-C₆ cycloalkylene, substituted or unsubstituted C₁-C₆ heteroalkylene, substituted or unsubstituted C₂-C₇ heterocycloalkylene, substituted or unsubstituted C₆-C₁₂ arylene, or substituted or unsubstituted C₃-C₁₂ heteroarylene. In further embodiments, L is a bond. In further embodiments, L is substituted or unsubstituted C₃-C₆ cycloalkylene. In further embodiments, L is substituted or unsubstituted C₁-C₆ alkylene. In yet a further embodiment, L is -CH₂-. In further embodiments, J is substituted or unsubstituted C₁-C₆ alkylene, substituted or unsubstituted C₃-C₆ cycloalkylene, substituted or unsubstituted C₁-C₆ heteroalkylene, substituted or unsubstituted C₂-C₇ heterocycloalkylene, substituted or unsubstituted C₆-C₁₂ arylene, or substituted or unsubstituted C₃-C₁₂ heteroarylene. In some embodiments, J is substituted or unsubstituted C₁-C₆ alkylene. In further embodiments, J is -CH₂-. In some embodiments, J is substituted or unsubstituted C₁-C₆ cycloalkylene. In further embodiments, J is cyclopropyl. In some embodiments, J is substituted or unsubstituted C₂-C₇ heterocycloalkylene. In further embodiments, J is pyrrolidinyl, piperidinyl, piperizinyl, morpholinyl, imidazolyl, or pyridinyl. In a further embodiment of the aforementioned embodiments is a compound of Formula (Ib), wherein W is H. In another embodiment of the aforementioned embodiments is a compound of Formula (Ib), wherein W is halogen. In another embodiment of the aforementioned embodiments is a compound of Formula (Ib), wherein W is -CN. In another embodiment of the aforementioned embodiments is a compound of Formula (Ib), wherein W is NR₂₅R₂₆. In a further embodiment, R₂₅ is H, substituted or unsubstituted C₁-C₆ alkyl, or substituted or unsubstituted C₃-C₆ cycloalkyl; and R₂₆ is substituted or unsubstituted C₁-C₆ alkyl, substituted or unsubstituted C₃-C₆ cycloalkyl, substituted or unsubstituted C₁-C₆ heteroalkyl, substituted or unsubstituted C₂-C₇ heterocycloalkyl, substituted or unsubstituted C₆-C₁₂ aryl, or substituted or unsubstituted C₃-C₁₂ heteroaryl. In another embodiment, R₂₅ and R₂₆ are substituted or unsubstituted C₁-C₆ alkyl. In some embodiments, R₂₅ and R₂₆ are -CH₃. In another embodiment, R₂₅ and R₂₆ are substituted or unsubstituted C₃-C₆ cycloalkyl. In some embodiments, R₂₅ and R₂₆ are cyclopropyl. In another embodiment, R₂₅ is H; and R₂₆ is substituted or unsubstituted C₃-C₆ cycloalkyl. In some embodiments, R₂₅ is H and R₂₆ is

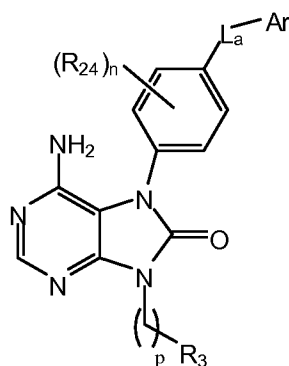
cyclopropyl. In some embodiments, R_{25} is H and R_{26} is cyclobutyl. In another embodiment, R_{25} is substituted or unsubstituted C_1 - C_6 alkyl; and R_{26} is substituted or unsubstituted C_3 - C_6 cycloalkyl. In some embodiments, R_{25} is $-CH_3$ and R_{26} is cyclopropyl. In some embodiments, R_{25} is $-CH_3$ and R_{26} is cyclobutyl. In another embodiment is a compound of Formula (Ib), wherein R_{25} and R_{26} together with the nitrogen to which they are attached form a heterocycloalkyl ring.

[00234] In another embodiment is a compound of Formula (Ib) wherein R_7 and R_8 taken together form a bond; and R_6 is L-J-W. In further embodiments, R_6 is H, substituted or unsubstituted C_1 - C_6 alkyl, substituted or unsubstituted C_1 - C_6 heteroalkyl, (C_1 - C_6 dialkylamino) C_1 - C_6 alkyl, ((C_1 - C_6 alkyl)(C_3 - C_6 cycloalkyl)amino) C_1 - C_6 alkyl, substituted or unsubstituted C_1 - C_6 alkyl C_3 - C_6 cycloalkyl, or C_1 - C_4 alkyl(C_2 - C_7 heterocycloalkyl). In further embodiments, R_6 is substituted or unsubstituted C_1 - C_6 alkyl, substituted or unsubstituted C_1 - C_6 heteroalkyl, (C_1 - C_6 dialkylamino) C_1 - C_6 alkyl, or ((C_1 - C_6 alkyl)(C_3 - C_6 cycloalkyl)amino) C_1 - C_6 alkyl. In some embodiments, R_6 is substituted or unsubstituted C_1 - C_6 alkyl. In some embodiments, R_6 is substituted or unsubstituted C_1 - C_6 heteroalkyl. In some embodiments, R_6 is (C_1 - C_6 dialkylamino) C_1 - C_6 alkyl. In some embodiments, R_6 is ((C_1 - C_6 alkyl)(C_3 - C_6 cycloalkyl)amino) C_1 - C_6 alkyl.

[00235] In some embodiments is a compound of Formula (Ib) wherein R_{24} is each independently halogen, $-NH_2$, $-N(CH_3)_2$, substituted or unsubstituted alkyl, substituted or unsubstituted alkoxy, substituted or unsubstituted heteroalkyl, substituted or unsubstituted heterocycloalkyl, or substituted or unsubstituted cycloalkyl. In some embodiments, R_{24} is substituted or unsubstituted alkyl. In some embodiments, R_{24} is substituted or unsubstituted cycloalkyl. In some embodiments, R_{24} is substituted or unsubstituted heterocycloalkyl. In some embodiments, R_{24} is halogen. In further embodiments, R_{24} is F, Cl or Br.

[00236] In a further embodiment of the aforementioned embodiments is a compound of Formula (Ib), wherein n is 0. In some embodiments, n is 1. In some embodiments, n is 2. In some embodiments, n is 3. In some embodiments, n is 4.

[00237] In a further embodiment are compounds having the structure of Formula (II):

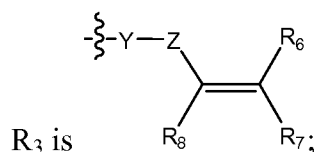


Formula (II);

wherein:

L_a is a bond, $-\text{CH}_2-$, $-\text{CH}(\text{OH})-$, $-\text{C}(\text{O})-$, $-\text{CH}_2\text{O}-$, $-\text{OCH}_2-$, $-\text{SCH}_2-$, $-\text{CH}_2\text{S}-$, $-\text{N}(\text{R}_{21})-$, $-\text{N}(\text{R}_{21})\text{C}(\text{O})-$, $-\text{C}(\text{O})\text{N}(\text{R}_{21})-$, $-\text{N}(\text{R}_{21})\text{C}(\text{O})\text{N}(\text{R}_{21})-$, $-\text{O}-$, $-\text{S}-$, $-\text{S}(\text{O})-$, $-\text{S}(\text{O})_2-$, $-\text{N}(\text{R}_{21})\text{S}(\text{O})_2-$, or $-\text{S}(\text{O})_2\text{N}(\text{R}_{21})-$;

Ar is a substituted or unsubstituted cycloalkyl, substituted or unsubstituted heterocycloalkyl, substituted or unsubstituted aryl, or a substituted or unsubstituted heteroaryl;



Y is an optionally substituted heterocycloalkyl;

Z is $\text{C}(=\text{O})$, $\text{OC}(=\text{O})$, $\text{N}(\text{R}_{21})\text{C}(=\text{O})$, $\text{C}(=\text{S})$, $\text{S}(=\text{O})_x$, $\text{OS}(=\text{O})_x$, or $\text{N}(\text{R}_{21})\text{S}(=\text{O})_x$, where x is 1 or 2;

each R_{24} is each independently halogen, $-\text{CN}$, $-\text{NO}_2$, $-\text{OH}$, $-\text{OCF}_3$, $-\text{OCH}_2\text{F}$, $-\text{OCF}_2\text{H}$, $-\text{CF}_3$, $-\text{SR}_{21}$, $-\text{N}(\text{R}_{21})\text{S}(=\text{O})_2\text{R}_{23}$, $-\text{S}(=\text{O})_2\text{N}(\text{R}_{21})(\text{R}_{22})$, $-\text{S}(=\text{O})\text{R}_{23}$, $-\text{S}(=\text{O})_2\text{R}_{23}$, $-\text{C}(=\text{O})\text{R}_{23}$, $-\text{OC}(=\text{O})\text{R}_{23}$, $-\text{CO}_2\text{R}_{21}$, $-\text{N}(\text{R}_{21})(\text{R}_{22})$, $-\text{C}(=\text{O})\text{N}(\text{R}_{21})(\text{R}_{22})$, $-\text{N}(\text{R}_{21})\text{C}(=\text{O})\text{R}_{23}$, $-\text{N}(\text{R}_{21})\text{C}(=\text{O})\text{OR}_{22}$, $-\text{N}(\text{R}_{21})\text{C}(=\text{O})\text{N}(\text{R}_{21})(\text{R}_{22})$, substituted or unsubstituted alkyl, substituted or unsubstituted alkoxy, substituted or unsubstituted heteroalkyl, substituted or unsubstituted heterocycloalkyl, or substituted or unsubstituted cycloalkyl;

R_{21} and R_{22} are each independently H, substituted or unsubstituted C_1 - C_6 alkyl, or substituted or unsubstituted C_3 - C_8 cycloalkyl;

R_{23} is each independently substituted or unsubstituted C_1 - C_6 alkyl, or substituted or unsubstituted C_3 - C_8 cycloalkyl;

n is 0-4;

p is 0-2;

R_6 and R_8 are independently H or L-J, and R_7 is T-W; or

R_6 and R_7 are independently H or L-J, and R_8 is T-W; or

R_7 and R_8 are independently H or L-J, and R_6 is T-W; or

R_7 and R_8 taken together form a bond, and R_6 is T-W;

L is a bond, substituted or unsubstituted C_1 - C_6 alkylene, substituted or unsubstituted C_3 - C_6 cycloalkylene, substituted or unsubstituted C_1 - C_6 heteroalkylene, substituted or unsubstituted C_2 - C_7 heterocycloalkylene, substituted or unsubstituted C_6 - C_{12} arylene, substituted or unsubstituted C_3 - C_{12} heteroarylene, $-\text{CO}-$, $-\text{O}-$, or $-\text{S}-$;

J is substituted or unsubstituted C_1 - C_6 alkyl, substituted or unsubstituted C_3 - C_6 cycloalkyl, substituted or unsubstituted C_1 - C_6 heteroalkyl, substituted or unsubstituted C_2 - C_7

heterocycloalkyl, substituted or unsubstituted C₆-C₁₂ aryl, NR₂₇R₂₈, or substituted or unsubstituted C₃-C₁₂ heteroaryl;

T is a bond, substituted or unsubstituted C₁-C₆ alkylene, substituted or unsubstituted C₃-C₆ cycloalkylene, substituted or unsubstituted C₁-C₆ heteroalkylene, substituted or unsubstituted C₂-C₇ heterocycloalkylene, substituted or unsubstituted C₆-C₁₂ arylene, substituted or unsubstituted C₃-C₁₂ heteroarylene, or -S-;

W is NR₂₅R₂₆, -CN, substituted or unsubstituted C₃-C₆cycloalkyl, or substituted or unsubstituted C-linked C₂-C₇heterocycloalkyl, substituted or unsubstituted C₆-C₁₂ aryl, or substituted or unsubstituted C₃-C₁₂ heteroaryl;

R₂₅ is H, substituted or unsubstituted C₁-C₆ alkyl, substituted or unsubstituted C₃-C₆ cycloalkyl, substituted or unsubstituted C₁-C₆ heteroalkyl, substituted or unsubstituted C₂-C₇ heterocycloalkyl, substituted or unsubstituted C₆-C₁₂ aryl, or substituted or unsubstituted C₃-C₁₂ heteroaryl;

R₂₆ is substituted or unsubstituted C₃-C₆ cycloalkyl, substituted or unsubstituted C₁-C₆ heteroalkyl, substituted or unsubstituted C₂-C₇ heterocycloalkyl, substituted or unsubstituted C₆-C₁₂ aryl, or substituted or unsubstituted C₃-C₁₂ heteroaryl;

R₂₇ and R₂₈ are each independently H, substituted or unsubstituted C₁-C₆ alkyl, substituted or unsubstituted C₃-C₆ cycloalkyl, substituted or unsubstituted C₁-C₆ heteroalkyl, substituted or unsubstituted C₂-C₇ heterocycloalkyl, substituted or unsubstituted C₆-C₁₂ aryl, or substituted or unsubstituted C₃-C₁₂ heteroaryl; or R₂₇ and R₂₈ together with the nitrogen to which they are attached form a heterocycloalkyl ring;

or a pharmaceutically acceptable salt thereof.

[00238] In one embodiment is a compound of Formula (II) wherein L_a is bond, -CH₂-, -CH(OH)-, -C(O)-, -CH₂O-, -OCH₂-, -SCH₂, -CH₂S-, -N(H)-, -N(H)C(O)-, -C(O)N(H)-, -N(H)C(O)N(H)-, -O-, -S-, -S(O)-, -S(O)₂-, -N(H)S(O)₂-, or -S(O)₂N(H)-. In further embodiments, L_a is a bond, -CH₂-, -CH(OH)-, -C(O)-, -CH₂O-, -OCH₂-, -SCH₂, -CH₂S-, -N(H)-, -N(H)C(O)-, -C(O)N(H)-, -N(H)C(O)N(H)-, -O-, or -S-. In further embodiments, L_a is -CH₂O-, -OCH₂-, -SCH₂, -CH₂S-, -N(H)-, -O-, or -S-. In further embodiments, L_a is -OCH₂-, or -O-. In further embodiments, L_a is -OCH₂-. In further embodiments, L_a is -O-. In further embodiments, L_a is -CH₂O-. In further embodiments, L_a is -N(H)-. In further embodiments, L_a is -S-. In further embodiments, L_a is -CH₂-. In further embodiments, L_a is a bond.

[00239] In some embodiments is a compound of Formula (II) wherein Ar is substituted or unsubstituted aryl, or substituted or unsubstituted heteroaryl. In a further embodiment, Ar is substituted or unsubstituted aryl. In yet a further embodiment, Ar is phenyl. In another embodiment, Ar is substituted or unsubstituted heteroaryl. In a further embodiment, Ar is

indolyl, oxazolyl, furanyl, thienyl, pyrrolyl, pyrazolyl, pyridinyl, pyrazinyl, pyrimidinyl, pyridazinyl, quinazolinyl, quinoxalinyl, quinoliny, or isoquinolinyl.

[00240] In another embodiment is a compound of Formula (II) wherein Z is C(=O), NHC(=O), N(CH₃)C(=O), or S(=O)₂. In some embodiments, Z is C(=O). In some embodiments, Z is NHC(=O). In some embodiments, Z is N(CH₃)C(=O). In some embodiments, Z is S(=O)₂.

[00241] In another embodiment is a compound of Formula (II) wherein R₇ and R₈ are H and R₆ is T-W. In a further embodiment, T is a bond, substituted or unsubstituted C₁-C₆alkylene, or substituted or unsubstituted C₃-C₆cycloalkylene. In some embodiments, T is a bond. In some embodiments, T is substituted or unsubstituted C₃-C₆cycloalkylene. In some embodiments, T is substituted or unsubstituted C₁-C₆alkylene. In a further embodiment, T is -CH₂-. In a further embodiment of the aforementioned embodiments is a compound of Formula (II), wherein W is substituted or unsubstituted C₃-C₆cycloalkyl, substituted or unsubstituted C-linked C₂-C₇heterocycloalkyl, substituted or unsubstituted C₆-C₁₂ arylene, substituted or unsubstituted C₃-C₁₂ heteroarylene. In some embodiments, W is substituted or unsubstituted C₃-C₆cycloalkyl. In further embodiments, W is cyclopropyl. In some embodiments, W is substituted or unsubstituted C₆-C₁₂ aryl. In further embodiments, W is phenyl. In some embodiments, W is substituted or unsubstituted C₃-C₁₂ heteroaryl. In some embodiments, W is imidazolyl. In some embodiments, W is pyridinyl. In another embodiment of the aforementioned embodiments is a compound of Formula (II), wherein W is -CN. In another embodiment of the aforementioned embodiments is a compound of Formula (II), wherein W is NR₂₅R₂₆. In a further embodiment, R₂₅ is H, substituted or unsubstituted C₁-C₆ alkyl, or substituted or unsubstituted C₃-C₆ cycloalkyl; and R₂₆ is substituted or unsubstituted C₃-C₆ cycloalkyl, substituted or unsubstituted C₁-C₆ heteroalkyl, substituted or unsubstituted C₂-C₇ heterocycloalkyl, substituted or unsubstituted C₆-C₁₂ aryl, or substituted or unsubstituted C₃-C₁₂ heteroaryl. In some embodiments, R₂₅ and R₂₆ are cyclopropyl. In some embodiments, R₂₅ is H and R₂₆ is cyclopropyl. In some embodiments, R₂₅ is H and R₂₆ is cyclobutyl. In some embodiments, R₂₅ is -CH₃ and R₂₆ is cyclopropyl. In some embodiments, R₂₅ is -CH₃ and R₂₆ is cyclobutyl.

[00242] In another embodiment is a compound of Formula (II) wherein R₆ and R₈ are H and R₇ is T-W. In a further embodiment, T is a bond, substituted or unsubstituted C₁-C₆alkylene, or substituted or unsubstituted C₃-C₆cycloalkylene. In some embodiments, T is a bond. In some embodiments, T is substituted or unsubstituted C₃-C₆cycloalkylene. In some embodiments, T is substituted or unsubstituted C₁-C₆alkylene. In a further embodiment, T is -CH₂-. In a further embodiment of the aforementioned embodiments is a compound of Formula (II), wherein W is substituted or unsubstituted C₃-C₆cycloalkyl, substituted or unsubstituted C-linked C₂-C₇heterocycloalkyl, substituted or unsubstituted C₆-C₁₂ aryl, or substituted or unsubstituted C₃-

C₁₂ heteroaryl. In some embodiments, W is substituted or unsubstituted C₃-C₆cycloalkyl. In further embodiments, W is cyclopropyl. In some embodiments, W is substituted or unsubstituted C₆-C₁₂ aryl. In further embodiments, W is phenyl. In some embodiments, W is substituted or unsubstituted C₃-C₁₂ heteroaryl. In some embodiments, W is imidazolyl. In some embodiments, W is pyridinyl. In another embodiment of the aforementioned embodiments is a compound of Formula (II), wherein W is NR₂₅R₂₆. In a further embodiment, R₂₅ is H, substituted or unsubstituted C₁-C₆ alkyl, or substituted or unsubstituted C₃-C₆ cycloalkyl; and R₂₆ is substituted or unsubstituted C₃-C₆ cycloalkyl, substituted or unsubstituted C₁-C₆ heteroalkyl, substituted or unsubstituted C₂-C₇ heterocycloalkyl, substituted or unsubstituted C₆-C₁₂ aryl, or substituted or unsubstituted C₃-C₁₂ heteroaryl. In another embodiment, R₂₅ and R₂₆ are substituted or unsubstituted C₃-C₆ cycloalkyl. In some embodiments, R₂₅ and R₂₆ are cyclopropyl. In another embodiment, R₂₅ is H; and R₂₆ is substituted or unsubstituted C₃-C₆ cycloalkyl. In some embodiments, R₂₅ is H and R₂₆ is cyclopropyl. In some embodiments, R₂₅ is H and R₂₆ is cyclobutyl. In another embodiment, R₂₅ is substituted or unsubstituted C₁-C₆ alkyl; and R₂₆ is substituted or unsubstituted C₃-C₆ cycloalkyl. In some embodiments, R₂₅ is -CH₃ and R₂₆ is cyclopropyl.

[00243] In another embodiment is a compound of Formula (II) wherein R₇ and R₈ taken together form a bond and R₆ is T-W. In a further embodiment, T is a bond, substituted or unsubstituted C₁-C₆alkylene, or substituted or unsubstituted C₃-C₆cycloalkylene. In some embodiments, T is a bond. In some embodiments, T is substituted or unsubstituted C₃-C₆cycloalkylene. In some embodiments, T is substituted or unsubstituted C₁-C₆alkylene. In a further embodiment, T is -CH₂-. In a further embodiment of the aforementioned embodiments is a compound of Formula (II), wherein W is substituted or unsubstituted C₃-C₆cycloalkyl, substituted or unsubstituted C-linked C₂-C₇heterocycloalkyl, substituted or unsubstituted C₆-C₁₂ arylene, substituted or unsubstituted C₃-C₁₂ heteroarylene. In some embodiments, W is substituted or unsubstituted C₃-C₆cycloalkyl. In further embodiments, W is cyclopropyl. In some embodiments, W is substituted or unsubstituted C₆-C₁₂ aryl. In further embodiments, W is phenyl. In some embodiments, W is substituted or unsubstituted C₃-C₁₂ heteroaryl. In some embodiments, W is imidazolyl. In some embodiments, W is pyridinyl. In another embodiment of the aforementioned embodiments is a compound of Formula (II), wherein W is NR₂₅R₂₆. In a further embodiment, R₂₅ is H, substituted or unsubstituted C₁-C₆ alkyl, or substituted or unsubstituted C₃-C₆ cycloalkyl; and R₂₆ is substituted or unsubstituted C₃-C₆ cycloalkyl, substituted or unsubstituted C₁-C₆ heteroalkyl, substituted or unsubstituted C₂-C₇ heterocycloalkyl, substituted or unsubstituted C₆-C₁₂ aryl, or substituted or unsubstituted C₃-C₁₂ heteroaryl. In some embodiments, R₂₅ and R₂₆ are cyclopropyl. In some embodiments, R₂₅ is H

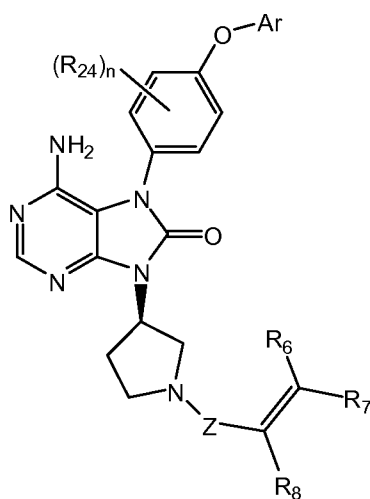
and R_{26} is cyclopropyl. In some embodiments, R_{25} is H and R_{26} is cyclobutyl. In some embodiments, R_{25} is $-CH_3$ and R_{26} is cyclopropyl. In some embodiments, R_{25} is $-CH_3$ and R_{26} is cyclobutyl.

[00244] In another embodiment is a compound of Formula (II) wherein Y is optionally substituted pyrrolidinyl. In another embodiment is a compound of Formula (II) wherein Y is optionally substituted piperidinyl.

[00245] In some embodiments is a compound of Formula (II) wherein R_{24} is each independently halogen, $-NH_2$, $-N(CH_3)_2$, substituted or unsubstituted alkyl, substituted or unsubstituted alkoxy, substituted or unsubstituted heteroalkyl, substituted or unsubstituted heterocycloalkyl, or substituted or unsubstituted cycloalkyl. In some embodiments, R_{24} is substituted or unsubstituted alkyl. In some embodiments, R_{24} is substituted or unsubstituted cycloalkyl. In some embodiments, R_{24} is substituted or unsubstituted heterocycloalkyl. In some embodiments, R_{24} is halogen. In further embodiments, R_{24} is F, Cl or Br.

[00246] In a further embodiment of the aforementioned embodiments is a compound of Formula (II), wherein n is 0. In some embodiments, n is 1. In some embodiments, n is 2. In some embodiments, n is 3. In some embodiments, n is 4. In a further embodiment of the aforementioned embodiments is a compound of Formula (II), wherein p is 0. In some embodiments, p is 1. In some embodiments, p is 2.

[00247] In a further embodiment are compounds having the structure of Formula (IIa):



Formula (IIa);

wherein:

Ar is a substituted or unsubstituted aryl, or a substituted or unsubstituted heteroaryl;

Z is $C(=O)$;

each R_{24} is each independently halogen, $-CN$, $-NO_2$, $-OH$, $-OCF_3$, $-OCH_2F$, $-OCF_2H$, $-CF_3$, $-SR_{21}$, $-N(R_{21})S(=O)_2R_{23}$, $-S(=O)_2N(R_{21})(R_{22})$, $-S(=O)R_{23}$, $-S(=O)_2R_{23}$, $-C(=O)R_{23}$, -

OC(=O)R₂₃, -CO₂R₂₁, -N(R₂₁)(R₂₂), -C(=O)N(R₂₁)(R₂₂), -N(R₂₁)C(=O)R₂₃,

-N(R₂₁)C(=O)OR₂₂, -N(R₂₁)C(=O)N(R₂₁)(R₂₂), substituted or unsubstituted alkyl, substituted or unsubstituted alkoxy, substituted or unsubstituted heteroalkyl, substituted or unsubstituted heterocycloalkyl, or substituted or unsubstituted cycloalkyl;

R₂₁ and R₂₂ are each independently H, substituted or unsubstituted C₁-C₆alkyl, or substituted or unsubstituted C₃-C₈cycloalkyl;

R₂₃ is each independently substituted or unsubstituted C₁-C₆alkyl, or substituted or unsubstituted C₃-C₈cycloalkyl;

n is 0-4;

R₆ and R₈ are independently H or L-J, and R₇ is T-W; or

R₆ and R₇ are independently H or L-J, and R₈ is T-W; or

R₇ and R₈ are independently H or L-J, and R₆ is T-W; or

R₇ and R₈ taken together form a bond, and R₆ is T-W;

L is a bond, substituted or unsubstituted C₁-C₆ alkylene, substituted or unsubstituted C₃-C₆ cycloalkylene, substituted or unsubstituted C₁-C₆ heteroalkylene, substituted or unsubstituted C₂-C₇ heterocycloalkylene, substituted or unsubstituted C₆-C₁₂ arylene, substituted or unsubstituted C₃-C₁₂ heteroarylene, -CO-, -O-, or -S-;

J is substituted or unsubstituted C₁-C₆ alkyl, substituted or unsubstituted C₃-C₆ cycloalkyl, substituted or unsubstituted C₁-C₆ heteroalkyl, substituted or unsubstituted C₂-C₇ heterocycloalkyl, substituted or unsubstituted C₆-C₁₂ aryl, NR₂₇R₂₈, or substituted or unsubstituted C₃-C₁₂ heteroaryl;

T is a bond, substituted or unsubstituted C₁-C₆ alkylene, substituted or unsubstituted C₃-C₆ cycloalkylene, substituted or unsubstituted C₁-C₆ heteroalkylene, substituted or unsubstituted C₂-C₇ heterocycloalkylene, substituted or unsubstituted C₆-C₁₂ arylene, substituted or unsubstituted C₃-C₁₂ heteroarylene, or -S-;

W is NR₂₅R₂₆, -CN, substituted or unsubstituted C₃-C₆cycloalkyl, or substituted or unsubstituted C-linked C₂-C₇heterocycloalkyl, substituted or unsubstituted C₆-C₁₂ aryl, or substituted or unsubstituted C₃-C₁₂ heteroaryl;

R₂₅ is H, substituted or unsubstituted C₁-C₆ alkyl, substituted or unsubstituted C₃-C₆ cycloalkyl, substituted or unsubstituted C₁-C₆ heteroalkyl, substituted or unsubstituted C₂-C₇ heterocycloalkyl, substituted or unsubstituted C₆-C₁₂ aryl, or substituted or unsubstituted C₃-C₁₂ heteroaryl;

R₂₆ is substituted or unsubstituted C₃-C₆ cycloalkyl, substituted or unsubstituted C₁-C₆ heteroalkyl, substituted or unsubstituted C₂-C₇ heterocycloalkyl, substituted or unsubstituted C₆-C₁₂ aryl, or substituted or unsubstituted C₃-C₁₂ heteroaryl;

R₂₇ and R₂₈ are each independently H, substituted or unsubstituted C₁-C₆ alkyl, substituted or unsubstituted C₃-C₆ cycloalkyl, substituted or unsubstituted C₁-C₆ heteroalkyl, substituted or unsubstituted C₂-C₇ heterocycloalkyl, substituted or unsubstituted C₆-C₁₂ aryl, or substituted or unsubstituted C₃-C₁₂ heteroaryl; or R₂₇ and R₂₈ together with the nitrogen to which they are attached form a heterocycloalkyl ring;

or a pharmaceutically acceptable salt thereof.

[00248] In some embodiments is a compound of Formula (IIa) wherein Ar is substituted or unsubstituted aryl, or substituted or unsubstituted heteroaryl. In a further embodiment, Ar is substituted or unsubstituted aryl. In yet a further embodiment, Ar is phenyl. In another embodiment, Ar is substituted or unsubstituted heteroaryl. In a further embodiment, Ar is indolyl, oxazolyl, furanyl, thienyl, pyrrolyl, pyrazolyl, pyridinyl, pyrazinyl, pyrimidinyl, pyridazinyl, quinazolinyl, quinoxalinyl, quinolinyl, or isoquinolinyl.

[00249] In another embodiment is a compound of Formula (IIa) wherein R₇ and R₈ are H and R₆ is T-W. In a further embodiment, T is a bond, substituted or unsubstituted C₁-C₆alkylene, or substituted or unsubstituted C₃-C₆cycloalkylene. In some embodiments, T is a bond. In some embodiments, T is substituted or unsubstituted C₃-C₆cycloalkylene. In some embodiments, T is substituted or unsubstituted C₁-C₆alkylene. In a further embodiment, T is -CH₂-. In a further embodiment of the aforementioned embodiments is a compound of Formula (IIa), wherein W is substituted or unsubstituted C₃-C₆cycloalkyl, substituted or unsubstituted C-linked C₂-C₇heterocycloalkyl, substituted or unsubstituted C₆-C₁₂ aryl, or substituted or unsubstituted C₃-C₁₂ heteroaryl. In some embodiments, W is substituted or unsubstituted C₃-C₆cycloalkyl. In further embodiments, W is cyclopropyl. In some embodiments, W is substituted or unsubstituted C₆-C₁₂ aryl. In further embodiments, W is phenyl. In some embodiments, W is substituted or unsubstituted C₃-C₁₂ heteroaryl. In some embodiments, W is imidazolyl. In some embodiments, W is pyridinyl. In another embodiment of the aforementioned embodiments is a compound of Formula (IIa), wherein W is -CN. In another embodiment of the aforementioned embodiments is a compound of Formula (IIa), wherein W is NR₂₅R₂₆. In a further embodiment, R₂₅ is H, substituted or unsubstituted C₁-C₆ alkyl, or substituted or unsubstituted C₃-C₆ cycloalkyl; and R₂₆ is substituted or unsubstituted C₃-C₆ cycloalkyl, substituted or unsubstituted C₁-C₆ heteroalkyl, substituted or unsubstituted C₂-C₇ heterocycloalkyl, substituted or unsubstituted C₆-C₁₂ aryl, or substituted or unsubstituted C₃-C₁₂ heteroaryl. In some embodiments, R₂₅ and R₂₆ are cyclopropyl. In some embodiments, R₂₅ is H and R₂₆ is cyclopropyl. In some embodiments, R₂₅ is H and R₂₆ is cyclobutyl. In some embodiments, R₂₅ is -CH₃ and R₂₆ is cyclopropyl. In some embodiments, R₂₅ is -CH₃ and R₂₆ is cyclobutyl.

[00250] In another embodiment is a compound of Formula (IIa) wherein R₆ and R₈ are H and R₇

is T-W. In a further embodiment, T is a bond, substituted or unsubstituted C₁-C₆alkylene, or substituted or unsubstituted C₃-C₆cycloalkylene. In some embodiments, T is a bond. In some embodiments, T is substituted or unsubstituted C₃-C₆cycloalkylene. In some embodiments, T is substituted or unsubstituted C₁-C₆alkylene. In a further embodiment, T is -CH₂-. In a further embodiment of the aforementioned embodiments is a compound of Formula (IIa), wherein W is substituted or unsubstituted C₃-C₆cycloalkyl, substituted or unsubstituted C-linked C₂-C₇heterocycloalkyl, substituted or unsubstituted C₆-C₁₂ arylene, substituted or unsubstituted C₃-C₁₂ heteroarylene. In some embodiments, W is substituted or unsubstituted C₃-C₆cycloalkyl. In further embodiments, W is cyclopropyl. In some embodiments, W is substituted or unsubstituted C₆-C₁₂ aryl. In further embodiments, W is phenyl. In some embodiments, W is substituted or unsubstituted C₃-C₁₂ heteroaryl. In some embodiments, W is imidazolyl. In some embodiments, W is pyridinyl. In another embodiment of the aforementioned embodiments is a compound of Formula (IIa), wherein W is NR₂₅R₂₆. In a further embodiment, R₂₅ is H, substituted or unsubstituted C₁-C₆ alkyl, or substituted or unsubstituted C₃-C₆ cycloalkyl; and R₂₆ is substituted or unsubstituted C₃-C₆ cycloalkyl, substituted or unsubstituted C₁-C₆ heteroalkyl, substituted or unsubstituted C₂-C₇ heterocycloalkyl, substituted or unsubstituted C₆-C₁₂ aryl, or substituted or unsubstituted C₃-C₁₂ heteroaryl. In another embodiment, R₂₅ and R₂₆ are substituted or unsubstituted C₃-C₆ cycloalkyl. In some embodiments, R₂₅ and R₂₆ are cyclopropyl. In another embodiment, R₂₅ is H; and R₂₆ is substituted or unsubstituted C₃-C₆ cycloalkyl. In some embodiments, R₂₅ is H and R₂₆ is cyclopropyl. In some embodiments, R₂₅ is H and R₂₆ is cyclobutyl. In another embodiment, R₂₅ is substituted or unsubstituted C₁-C₆ alkyl; and R₂₆ is substituted or unsubstituted C₃-C₆ cycloalkyl. In some embodiments, R₂₅ is -CH₃ and R₂₆ is cyclopropyl.

[00251] In another embodiment is a compound of Formula (IIa) wherein R₇ and R₈ taken together form a bond and R₆ is T-W. In a further embodiment, T is a bond, substituted or unsubstituted C₁-C₆alkylene, or substituted or unsubstituted C₃-C₆cycloalkylene. In some embodiments, T is a bond. In some embodiments, T is substituted or unsubstituted C₃-C₆cycloalkylene. In some embodiments, T is substituted or unsubstituted C₁-C₆alkylene. In a further embodiment, T is -CH₂-. In a further embodiment of the aforementioned embodiments is a compound of Formula (IIa), wherein W is substituted or unsubstituted C₃-C₆cycloalkyl, substituted or unsubstituted C-linked C₂-C₇heterocycloalkyl, substituted or unsubstituted C₆-C₁₂ arylene, substituted or unsubstituted C₃-C₁₂ heteroarylene. In some embodiments, W is substituted or unsubstituted C₃-C₆cycloalkyl. In further embodiments, W is cyclopropyl. In some embodiments, W is substituted or unsubstituted C₆-C₁₂ aryl. In further embodiments, W is phenyl. In some embodiments, W is substituted or unsubstituted C₃-C₁₂ heteroaryl. In some

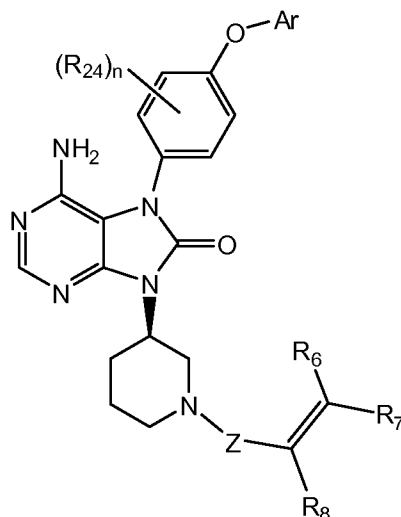
embodiments, W is imidazolyl. In some embodiments, W is pyridinyl. In another embodiment of the aforementioned embodiments is a compound of Formula (IIa), wherein W is $\text{NR}_{25}\text{R}_{26}$. In a further embodiment, R_{25} is H, substituted or unsubstituted $\text{C}_1\text{-C}_6$ alkyl, or substituted or unsubstituted $\text{C}_3\text{-C}_6$ cycloalkyl; and R_{26} is substituted or unsubstituted $\text{C}_3\text{-C}_6$ cycloalkyl, substituted or unsubstituted $\text{C}_1\text{-C}_6$ heteroalkyl, substituted or unsubstituted $\text{C}_2\text{-C}_7$ heterocycloalkyl, substituted or unsubstituted $\text{C}_6\text{-C}_{12}$ aryl, or substituted or unsubstituted $\text{C}_3\text{-C}_{12}$ heteroaryl. In some embodiments, R_{25} and R_{26} are cyclopropyl. In some embodiments, R_{25} is H and R_{26} is cyclopropyl. In some embodiments, R_{25} is H and R_{26} is cyclobutyl. In some embodiments, R_{25} is $-\text{CH}_3$ and R_{26} is cyclopropyl. In some embodiments, R_{25} is $-\text{CH}_3$ and R_{26} is cyclobutyl.

[00252] In another embodiment is a compound of Formula (IIa) wherein R_6 is H; R_8 is $-\text{CN}$; and R_7 is L-J. In another embodiment is a compound of Formula (IIa) wherein R_6 is H; R_8 is $-\text{CN}$; and R_7 is $\text{C}_3\text{-C}_6$ cycloalkyl, $\text{C}_6\text{-C}_{12}$ aryl, or $\text{C}_3\text{-C}_{12}$ heteroaryl. In another embodiment is a compound of Formula (IIa) wherein R_6 is H; R_8 is $-\text{CN}$; and R_7 is cyclopropyl or phenyl.

[00253] In some embodiments is a compound of Formula (IIa) wherein R_{24} is each independently halogen, $-\text{NH}_2$, $-\text{N}(\text{CH}_3)_2$, substituted or unsubstituted alkyl, substituted or unsubstituted alkoxy, substituted or unsubstituted heteroalkyl, substituted or unsubstituted heterocycloalkyl, or substituted or unsubstituted cycloalkyl. In some embodiments, R_{24} is substituted or unsubstituted alkyl. In some embodiments, R_{24} is substituted or unsubstituted cycloalkyl. In some embodiments, R_{24} is substituted or unsubstituted heterocycloalkyl. In some embodiments, R_{24} is halogen. In further embodiments, R_{24} is F, Cl or Br.

[00254] In a further embodiment of the aforementioned embodiments is a compound of Formula (IIa), wherein n is 0. In some embodiments, n is 1. In some embodiments, n is 2. In some embodiments, n is 3. In some embodiments, n is 4.

[00255] In another embodiment are compounds having the structure of Formula (IIb):



Formula (IIb);

wherein:

Ar is a substituted or unsubstituted aryl, or a substituted or unsubstituted heteroaryl;

Z is C(=O);

each R₂₄ is each independently halogen, -CN, -NO₂, -OH, -OCF₃, -OCH₂F, -OCF₂H, -CF₃, -SR₂₁, -N(R₂₁)S(=O)₂R₂₃, -S(=O)₂N(R₂₁)(R₂₂), -S(=O)R₂₃, -S(=O)₂R₂₃, -C(=O)R₂₃, -OC(=O)R₂₃, -CO₂R₂₁, -N(R₂₁)(R₂₂), -C(=O)N(R₂₁)(R₂₂), -N(R₂₁)C(=O)R₂₃, -N(R₂₁)C(=O)OR₂₂, -N(R₂₁)C(=O)N(R₂₁)(R₂₂), substituted or unsubstituted alkyl, substituted or unsubstituted alkoxy, substituted or unsubstituted heteroalkyl, substituted or unsubstituted heterocycloalkyl, or substituted or unsubstituted cycloalkyl;

R₂₁ and R₂₂ are each independently H, substituted or unsubstituted C₁-C₆alkyl, or substituted or unsubstituted C₃-C₈cycloalkyl;

R₂₃ is each independently substituted or unsubstituted C₁-C₆alkyl, or substituted or unsubstituted C₃-C₈cycloalkyl;

n is 0-4;

R₆ and R₈ are independently H or L-J, and R₇ is T-W; or

R₆ and R₇ are independently H or L-J, and R₈ is T-W; or

R₇ and R₈ are independently H or L-J, and R₆ is T-W; or

R₇ and R₈ taken together form a bond, and R₆ is T-W;

L is a bond, substituted or unsubstituted C₁-C₆ alkylene, substituted or unsubstituted C₃-C₆ cycloalkylene, substituted or unsubstituted C₁-C₆ heteroalkylene, substituted or unsubstituted C₂-C₇ heterocycloalkylene, substituted or unsubstituted C₆-C₁₂ arylene, substituted or unsubstituted C₃-C₁₂ heteroarylene, -CO-, -O-, or -S-;

J is substituted or unsubstituted C₁-C₆ alkyl, substituted or unsubstituted C₃-C₆ cycloalkyl, substituted or unsubstituted C₁-C₆ heteroalkyl, substituted or unsubstituted C₂-C₇ heterocycloalkyl, substituted or unsubstituted C₆-C₁₂ aryl, NR₂₇R₂₈, or substituted or unsubstituted C₃-C₁₂ heteroaryl;

T is a bond, substituted or unsubstituted C₁-C₆ alkylene, substituted or unsubstituted C₃-C₆ cycloalkylene, substituted or unsubstituted C₁-C₆ heteroalkylene, substituted or unsubstituted C₂-C₇ heterocycloalkylene, substituted or unsubstituted C₆-C₁₂ arylene, substituted or unsubstituted C₃-C₁₂ heteroarylene, or -S-;

W is NR₂₅R₂₆, -CN, substituted or unsubstituted C₃-C₆cycloalkyl, or substituted or unsubstituted C-linked C₂-C₇heterocycloalkyl, substituted or unsubstituted C₆-C₁₂ aryl, or substituted or unsubstituted C₃-C₁₂ heteroaryl;

R₂₅ is H, substituted or unsubstituted C₁-C₆ alkyl, substituted or unsubstituted C₃-C₆ cycloalkyl, substituted or unsubstituted C₁-C₆ heteroalkyl, substituted or unsubstituted C₂-C₇ heterocycloalkyl, substituted or unsubstituted C₆-C₁₂ aryl, or substituted or unsubstituted C₃-C₁₂ heteroaryl;

R₂₆ is substituted or unsubstituted C₃-C₆ cycloalkyl, substituted or unsubstituted C₁-C₆ heteroalkyl, substituted or unsubstituted C₂-C₇ heterocycloalkyl, substituted or unsubstituted C₆-C₁₂ aryl, or substituted or unsubstituted C₃-C₁₂ heteroaryl;

R₂₇ and R₂₈ are each independently H, substituted or unsubstituted C₁-C₆ alkyl, substituted or unsubstituted C₃-C₆ cycloalkyl, substituted or unsubstituted C₁-C₆ heteroalkyl, substituted or unsubstituted C₂-C₇ heterocycloalkyl, substituted or unsubstituted C₆-C₁₂ aryl, or substituted or unsubstituted C₃-C₁₂ heteroaryl; or R₂₇ and R₂₈ together with the nitrogen to which they are attached form a heterocycloalkyl ring;

or a pharmaceutically acceptable salt thereof.

[00256] In some embodiments is a compound of Formula (IIb) wherein Ar is substituted or unsubstituted aryl, or substituted or unsubstituted heteroaryl. In a further embodiment, Ar is substituted or unsubstituted aryl. In yet a further embodiment, Ar is phenyl. In another embodiment, Ar is substituted or unsubstituted heteroaryl. In a further embodiment, Ar is indolyl, oxazolyl, furanyl, thienyl, pyrrolyl, pyrazolyl, pyridinyl, pyrazinyl, pyrimidinyl, pyridazinyl, quinazolinyl, quinoxalinyl, quinolinyl, or isoquinolinyl.

[00257] In another embodiment is a compound of Formula (IIb) wherein R₇ and R₈ are H and R₆ is T-W. In a further embodiment, T is a bond, substituted or unsubstituted C₁-C₆alkylene, or substituted or unsubstituted C₃-C₆cycloalkylene. In some embodiments, T is a bond. In some embodiments, T is substituted or unsubstituted C₃-C₆cycloalkylene. In some embodiments, T is substituted or unsubstituted C₁-C₆alkylene. In a further embodiment, T is -CH₂-. In a further embodiment of the aforementioned embodiments is a compound of Formula (IIb), wherein W is substituted or unsubstituted C₃-C₆cycloalkyl, substituted or unsubstituted C-linked C₂-C₇heterocycloalkyl, substituted or unsubstituted C₆-C₁₂ arylene, substituted or unsubstituted C₃-C₁₂ heteroarylene. In some embodiments, W is substituted or unsubstituted C₃-C₆cycloalkyl. In further embodiments, W is cyclopropyl. In some embodiments, W is substituted or unsubstituted C₆-C₁₂ aryl. In further embodiments, W is phenyl. In some embodiments, W is substituted or unsubstituted C₃-C₁₂ heteroaryl. In some embodiments, W is imidazolyl. In some embodiments, W is pyridinyl. In another embodiment of the aforementioned embodiments is a compound of Formula (IIb), wherein W is -CN. In another embodiment of the aforementioned embodiments is a compound of Formula (IIb), wherein W is NR₂₅R₂₆. In a further embodiment, R₂₅ is H, substituted or unsubstituted C₁-C₆ alkyl, or substituted or unsubstituted C₃-C₆

cycloalkyl; and R_{26} is substituted or unsubstituted C_3-C_6 cycloalkyl, substituted or unsubstituted C_1-C_6 heteroalkyl, substituted or unsubstituted C_2-C_7 heterocycloalkyl, substituted or unsubstituted C_6-C_{12} aryl, or substituted or unsubstituted C_3-C_{12} heteroaryl. In some embodiments, R_{25} and R_{26} are cyclopropyl. In some embodiments, R_{25} is H and R_{26} is cyclopropyl. In some embodiments, R_{25} is H and R_{26} is cyclobutyl. In some embodiments, R_{25} is $-CH_3$ and R_{26} is cyclopropyl. In some embodiments, R_{25} is $-CH_3$ and R_{26} is cyclobutyl.

[00258] In another embodiment is a compound of Formula (IIb) wherein R_6 and R_8 are H and R_7 is T-W. In a further embodiment, T is a bond, substituted or unsubstituted C_1-C_6 alkylene, or substituted or unsubstituted C_3-C_6 cycloalkylene. In some embodiments, T is a bond. In some embodiments, T is substituted or unsubstituted C_3-C_6 cycloalkylene. In some embodiments, T is substituted or unsubstituted C_1-C_6 alkylene. In a further embodiment, T is $-CH_2-$. In a further embodiment of the aforementioned embodiments is a compound of Formula (IIb), wherein W is substituted or unsubstituted C_3-C_6 cycloalkyl, substituted or unsubstituted C-linked C_2-C_7 heterocycloalkyl, substituted or unsubstituted C_6-C_{12} aryl, or substituted or unsubstituted C_3-C_{12} heteroaryl. In some embodiments, W is substituted or unsubstituted C_3-C_6 cycloalkyl. In further embodiments, W is cyclopropyl. In some embodiments, W is substituted or unsubstituted C_6-C_{12} aryl. In further embodiments, W is phenyl. In some embodiments, W is substituted or unsubstituted C_3-C_{12} heteroaryl. In some embodiments, W is imidazolyl. In some embodiments, W is pyridinyl. In another embodiment of the aforementioned embodiments is a compound of Formula (IIb), wherein W is $NR_{25}R_{26}$. In a further embodiment, R_{25} is H, substituted or unsubstituted C_1-C_6 alkyl, or substituted or unsubstituted C_3-C_6 cycloalkyl; and R_{26} is substituted or unsubstituted C_3-C_6 cycloalkyl, substituted or unsubstituted C_1-C_6 heteroalkyl, substituted or unsubstituted C_2-C_7 heterocycloalkyl, substituted or unsubstituted C_6-C_{12} aryl, or substituted or unsubstituted C_3-C_{12} heteroaryl. In another embodiment, R_{25} and R_{26} are substituted or unsubstituted C_3-C_6 cycloalkyl. In some embodiments, R_{25} and R_{26} are cyclopropyl. In another embodiment, R_{25} is H; and R_{26} is substituted or unsubstituted C_3-C_6 cycloalkyl. In some embodiments, R_{25} is H and R_{26} is cyclopropyl. In some embodiments, R_{25} is H and R_{26} is cyclobutyl. In another embodiment, R_{25} is substituted or unsubstituted C_1-C_6 alkyl; and R_{26} is substituted or unsubstituted C_3-C_6 cycloalkyl. In some embodiments, R_{25} is $-CH_3$ and R_{26} is cyclopropyl.

[00259] In another embodiment is a compound of Formula (IIb) wherein R_7 and R_8 taken together form a bond and R_6 is T-W. In a further embodiment, T is a bond, substituted or unsubstituted C_1-C_6 alkylene, or substituted or unsubstituted C_3-C_6 cycloalkylene. In some embodiments, T is a bond. In some embodiments, T is substituted or unsubstituted C_3-C_6 cycloalkylene. In some embodiments, T is substituted or unsubstituted C_1-C_6 alkylene. In a

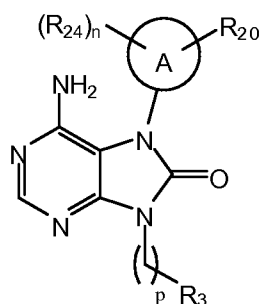
further embodiment, T is $-\text{CH}_2-$. In a further embodiment of the aforementioned embodiments is a compound of Formula (IIb), wherein W is substituted or unsubstituted C_3 - C_6 cycloalkyl, substituted or unsubstituted C-linked C_2 - C_7 heterocycloalkyl, substituted or unsubstituted C_6 - C_{12} arylene, substituted or unsubstituted C_3 - C_{12} heteroarylene. In some embodiments, W is substituted or unsubstituted C_3 - C_6 cycloalkyl. In further embodiments, W is cyclopropyl. In some embodiments, W is substituted or unsubstituted C_6 - C_{12} aryl. In further embodiments, W is phenyl. In some embodiments, W is substituted or unsubstituted C_3 - C_{12} heteroaryl. In some embodiments, W is imidazolyl. In some embodiments, W is pyridinyl. In another embodiment of the aforementioned embodiments is a compound of Formula (IIb), wherein W is $\text{NR}_{25}\text{R}_{26}$. In a further embodiment, R_{25} is H, substituted or unsubstituted C_1 - C_6 alkyl, or substituted or unsubstituted C_3 - C_6 cycloalkyl; and R_{26} is substituted or unsubstituted C_3 - C_6 cycloalkyl, substituted or unsubstituted C_1 - C_6 heteroalkyl, substituted or unsubstituted C_2 - C_7 heterocycloalkyl, substituted or unsubstituted C_6 - C_{12} aryl, or substituted or unsubstituted C_3 - C_{12} heteroaryl. In some embodiments, R_{25} and R_{26} are cyclopropyl. In some embodiments, R_{25} is H and R_{26} is cyclopropyl. In some embodiments, R_{25} is H and R_{26} is cyclobutyl. In some embodiments, R_{25} is $-\text{CH}_3$ and R_{26} is cyclopropyl. In some embodiments, R_{25} is $-\text{CH}_3$ and R_{26} is cyclobutyl.

[00260] In another embodiment is a compound of Formula (IIb) wherein R_6 is H; R_8 is $-\text{CN}$; and R_7 is L-J. In another embodiment is a compound of Formula (IIb) wherein R_6 is H; R_8 is $-\text{CN}$; and R_7 is C_3 - C_6 cycloalkyl, C_6 - C_{12} aryl, or C_3 - C_{12} heteroaryl. In another embodiment is a compound of Formula (IIb) wherein R_6 is H; R_8 is $-\text{CN}$; and R_7 is cyclopropyl or phenyl.

[00261] In some embodiments is a compound of Formula (IIb) wherein R_{24} is each independently halogen, $-\text{NH}_2$, $-\text{N}(\text{CH}_3)_2$, substituted or unsubstituted alkyl, substituted or unsubstituted alkoxy, substituted or unsubstituted heteroalkyl, substituted or unsubstituted heterocycloalkyl, or substituted or unsubstituted cycloalkyl. In some embodiments, R_{24} is substituted or unsubstituted alkyl. In some embodiments, R_{24} is substituted or unsubstituted cycloalkyl. In some embodiments, R_{24} is substituted or unsubstituted heterocycloalkyl. In some embodiments, R_{24} is halogen. In further embodiments, R_{24} is F, Cl or Br.

[00262] In a further embodiment of the aforementioned embodiments is a compound of Formula (IIb), wherein n is 0. In some embodiments, n is 1. In some embodiments, n is 2. In some embodiments, n is 3. In some embodiments, n is 4.

[00263] In a further embodiment are compounds having the structure of Formula (III):



Formula (III);

wherein:

A is aryl, heteroaryl, cycloalkyl, or heterocycloalkyl;

R₂₀ is H, halogen, -CN, -CF₃, -NO₂, -OH, substituted or unsubstituted C₁-C₆alkyl, -N(R₂₁)C(=O)R₂₃, -C(=O)N(R₂₁)(R₂₂), -O-(C₁-C₆alkyl), -O-alkylene-OR₂₁, -CO₂H, -O-alkylene-CO₂H, -O-alkylene-C(=O)N(R₂₁)(R₂₂), or -N(R₂₁)C(=O)N(R₂₁)(R₂₂);

each R₂₁ is independently H, substituted or unsubstituted C₁-C₆alkyl, or substituted or unsubstituted C₃-C₈cycloalkyl;

each R₂₂ is independently H, substituted or unsubstituted C₁-C₆alkyl, or substituted or unsubstituted C₃-C₈cycloalkyl;

each R₂₃ is independently substituted or unsubstituted C₁-C₆alkyl, or substituted or unsubstituted C₃-C₈cycloalkyl;

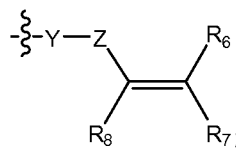
each R₂₄ is each independently halogen, -CN, -NO₂, -OH, -OCF₃, -OCH₂F, -OCF₂H, -CF₃, -SR₂₁, -N(R₂₁)S(=O)₂R₂₃, -S(=O)₂N(R₂₁)(R₂₂), -S(=O)R₂₃, -S(=O)₂R₂₃, -C(=O)R₂₃, -OC(=O)R₂₃, -CO₂R₂₁, -N(R₂₁)(R₂₂), -C(=O)N(R₂₁)(R₂₂), -N(R₂₁)C(=O)R₂₃, -N(R₂₁)C(=O)OR₂₂, -N(R₂₁)C(=O)N(R₂₁)(R₂₂), substituted or unsubstituted alkyl, substituted or unsubstituted alkoxy, substituted or unsubstituted heteroalkyl, substituted or unsubstituted heterocycloalkyl, or substituted or unsubstituted cycloalkyl;

p is 0-2;

n is 0-4;

R₃ is optionally substituted alkyl, optionally substituted cycloalkyl, optionally substituted heterocycloalkyl, optionally substituted aryl, optionally substituted heteroaryl, -(C=O)C₁-C₆

alkyl, -(C=O)OR₄, -(C=O)NR₄R₄, -(C=O)SR₄, -G-X, or



G is optionally substituted heterocycloalkyl, optionally substituted aryl, or optionally substituted heteroaryl;

X is optionally substituted cycloalkyl; optionally substituted heterocycloalkyl; optionally substituted aryl, optionally substituted heteroaryl, -OR₄, -SR₄, or -NR₄R₄;

each R_4 is each independently H, C_1 - C_6 alkyl, C_2 - C_6 heteroalkyl, C_3 - C_6 cycloalkyl, or C_2 - C_6 heterocycloalkyl;

Y is an optionally substituted group selected from among alkyl, heteroalkyl, cycloalkyl, heterocycloalkyl, aryl, and heteroaryl;

Z is $C(=O)$, $OC(=O)$, $N(R_{21})C(=O)$, $C(=S)$, $S(=O)_x$, $OS(=O)_x$, or $N(R_{21})S(=O)_x$, where x is 1 or 2;

R_6 is H or L-J-W;

R_7 and R_8 are independently H or L-J-W; or R_7 and R_8 taken together form a bond;

L and J are each independently a bond, substituted or unsubstituted C_1 - C_6 alkylene, substituted or unsubstituted C_3 - C_6 cycloalkylene, substituted or unsubstituted C_1 - C_6 heteroalkylene, substituted or unsubstituted C_2 - C_7 heterocycloalkylene, substituted or unsubstituted C_6 - C_{12} arylene, substituted or unsubstituted C_3 - C_{12} heteroarylene, -CO-, -O-, or -S-;

W is H, -CN, or $NR_{25}R_{26}$;

R_{25} and R_{26} are each independently H, substituted or unsubstituted C_1 - C_6 alkyl, substituted or unsubstituted C_3 - C_6 cycloalkyl, substituted or unsubstituted C_1 - C_6 heteroalkyl, substituted or unsubstituted C_2 - C_7 heterocycloalkyl, substituted or unsubstituted C_6 - C_{12} aryl, or substituted or unsubstituted C_3 - C_{12} heteroaryl; or R_{25} and R_{26} together with the nitrogen to which they are attached form a heterocycloalkyl ring; or a pharmaceutically acceptable salt thereof.

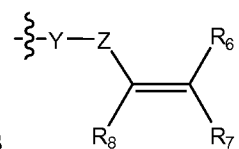
[00264] In one embodiment is a compound of Formula (III) wherein A is aryl. In a further embodiment, A is phenyl. In another embodiment is a compound of Formula (III) wherein A is heteroaryl. In another embodiment is a compound of Formula (III) wherein A is cycloalkyl. In another embodiment is a compound of Formula (III) wherein A is heterocycloalkyl.

[00265] In another embodiment is a compound of Formula (III) wherein R_{20} is H, halogen, -CN, -CF₃, -NO₂, -OH, or substituted or unsubstituted C_1 - C_6 alkyl. In some embodiments, R_{20} is H. In some embodiments, R_{20} is -OH. In some embodiments, R_{20} is -CN. In some embodiments, R_{20} is -CF₃. In some embodiments, R_{20} is halogen. In further embodiments, R_{20} is F or Cl. In some embodiments, R_{20} is substituted or unsubstituted C_1 - C_6 alkyl. In some embodiments, R_{20} is methyl. In some embodiments, R_{20} is ethyl. In some embodiments, R_{20} is isopropyl.

[00266] In another embodiment is a compound of Formula (III) wherein R_3 is optionally substituted alkyl. In another embodiment is a compound of Formula (III) wherein R_3 is optionally substituted cycloalkyl. In another embodiment is a compound of Formula (III) wherein R_3 is optionally substituted heterocycloalkyl.

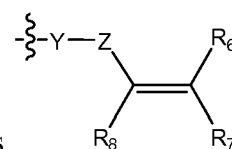
[00267] In another embodiment is a compound of Formula (III) wherein R_3 is -G-X. In some embodiments, G is aryl. In some embodiments, G is heteroaryl. In some embodiments, G is

heterocycloalkyl. In further embodiments, G is selected from pyrrolidinyl, tetrahydrofuranyl, piperidinyl, piperizinyl, and morpholinyl. In some embodiments, G is pyrrolidinyl. In some embodiments, G is tetrahydrofuranyl. In some embodiments, G is piperidinyl. In some embodiments, G is piperizinyl. In some embodiments, G is morpholinyl. In a further embodiment is a compound of Formula (III) wherein X is optionally substituted cycloalkyl. In a further embodiment is a compound of Formula (III) wherein X is optionally substituted heterocycloalkyl. In a further embodiment is a compound of Formula (III) wherein X is optionally substituted aryl. In a further embodiment is a compound of Formula (III) wherein X is optionally substituted heteroaryl. In a further embodiment is a compound of Formula (III) wherein X is -OR₄. In a further embodiment is a compound of Formula (III) wherein X is -SR₄. In a further embodiment is a compound of Formula (III) wherein X is -NR₄R₄.



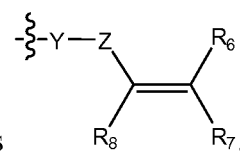
[00268] In another embodiment is a compound of Formula (III) wherein R₃ is

In a further embodiment is a compound of Formula (III) wherein Z is C(=O), NHC(=O), N(CH₃)C(=O), or S(=O)₂. In some embodiments, Z is C(=O). In some embodiments, Z is NHC(=O). In some embodiments, Z is N(CH₃)C(=O). In some embodiments, Z is S(=O)₂.

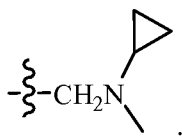


[00269] In another embodiment is a compound of Formula (III) wherein R₃ is

; and R₆, R₇ and R₈ are H. In a further embodiment is a compound of Formula (III) wherein R₇ and R₈ are H and R₆ is L-J-W. In a further embodiment, R₆ is H, substituted or unsubstituted C₁-C₆alkyl, substituted or unsubstituted C₁-C₆heteroalkyl, (C₁-C₆dialkylamino)C₁-C₆alkyl, ((C₁-C₆alkyl)(C₃-C₆cycloalkyl)amino)C₁-C₆alkyl, ((C₃-C₆cycloalkyl)(C₃-C₆cycloalkyl)amino)C₁-C₆alkyl, substituted or unsubstituted C₁-C₆alkylC₃-C₆cycloalkyl, or C₁-C₄alkyl(C₂-C₇heterocycloalkyl). In yet a further embodiment is a compound of Formula (III) wherein R₆ is substituted or unsubstituted C₁-C₆alkyl, substituted or unsubstituted C₁-C₆heteroalkyl, (C₁-C₆dialkylamino)C₁-C₆alkyl, ((C₃-C₆cycloalkyl)(C₃-C₆cycloalkyl)amino)C₁-C₆alkyl, or ((C₁-C₆alkyl)(C₃-C₆cycloalkyl)amino)C₁-C₆alkyl. In some embodiments, R₆ is substituted or unsubstituted C₁-C₆alkyl. In some embodiments, R₆ is substituted or unsubstituted substituted or unsubstituted C₁-C₆heteroalkyl. In some embodiments, R₆ is substituted or unsubstituted (C₁-C₆dialkylamino)C₁-C₆alkyl. In some embodiments, R₆ is substituted or unsubstituted ((C₃-C₆cycloalkyl)(C₃-C₆cycloalkyl)amino)C₁-C₆alkyl. In some embodiments, R₆ is substituted or unsubstituted ((C₁-C₆alkyl)(C₃-C₆cycloalkyl)amino)C₁-C₆alkyl.



[00270] In another embodiment is a compound of Formula (III) wherein R_3 is R_6 and R_8 are H and R_7 is L-J-W. In a further embodiment, R_7 is H, substituted or unsubstituted C_1 - C_6 alkyl, substituted or unsubstituted C_1 - C_6 heteroalkyl, (C_1 - C_6 dialkylamino) C_1 - C_6 alkyl, ((C_1 - C_6 alkyl)(C_3 - C_6 cycloalkyl)amino) C_1 - C_6 alkyl, ((C_3 - C_6 cycloalkyl)(C_3 - C_6 cycloalkyl)amino) C_1 - C_6 alkyl, substituted or unsubstituted C_1 - C_6 alkyl C_3 - C_6 cycloalkyl, or C_1 - C_4 alkyl(C_2 - C_7 heterocycloalkyl). In yet a further embodiment is a compound of Formula (III) wherein R_7 is substituted or unsubstituted C_1 - C_6 alkyl, substituted or unsubstituted C_1 - C_6 heteroalkyl, (C_1 - C_6 dialkylamino) C_1 - C_6 alkyl, ((C_3 - C_6 cycloalkyl)(C_3 - C_6 cycloalkyl)amino) C_1 - C_6 alkyl, or ((C_1 - C_6 alkyl)(C_3 - C_6 cycloalkyl)amino) C_1 - C_6 alkyl. In some embodiments, R_7 is substituted or unsubstituted C_1 - C_6 alkyl. In some embodiments, R_7 is substituted or unsubstituted substituted or unsubstituted C_1 - C_6 heteroalkyl. In some embodiments, R_7 is substituted or unsubstituted (C_1 - C_6 dialkylamino) C_1 - C_6 alkyl. In some embodiments, R_7 is substituted or unsubstituted ((C_3 - C_6 cycloalkyl)(C_3 - C_6 cycloalkyl)amino) C_1 - C_6 alkyl. In some embodiments, R_7 is substituted or unsubstituted ((C_1 - C_6 alkyl)(C_3 - C_6 cycloalkyl)amino) C_1 - C_6 alkyl. In some embodiments, R_7 is -



$\text{CH}_2\text{N}(\text{CH}_3)_2$. In some embodiments, R_7 is

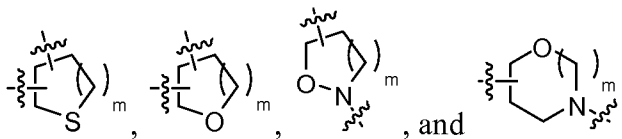
[00271] In another embodiment is a compound of Formula (III) wherein R_6 and R_8 are H; R_7 is L-J-W; L is a bond, substituted or unsubstituted C_1 - C_6 alkylene, or substituted or unsubstituted C_3 - C_6 cycloalkylene; and J is a bond, substituted or unsubstituted C_1 - C_6 alkylene, substituted or unsubstituted C_3 - C_6 cycloalkylene, substituted or unsubstituted C_1 - C_6 heteroalkylene, substituted or unsubstituted C_2 - C_7 heterocycloalkylene, substituted or unsubstituted C_6 - C_{12} arylene, or substituted or unsubstituted C_3 - C_{12} heteroarylene. In further embodiments, L is a bond. In further embodiments, L is substituted or unsubstituted C_3 - C_6 cycloalkylene. In further embodiments, L is substituted or unsubstituted C_1 - C_6 alkylene. In yet a further embodiment, L is $-\text{CH}_2-$. In further embodiments, J is substituted or unsubstituted C_1 - C_6 alkylene, substituted or unsubstituted C_3 - C_6 cycloalkylene, substituted or unsubstituted C_1 - C_6 heteroalkylene, substituted or unsubstituted C_2 - C_7 heterocycloalkylene, substituted or unsubstituted C_6 - C_{12} arylene, or substituted or unsubstituted C_3 - C_{12} heteroarylene. In some embodiments, J is substituted or unsubstituted C_1 - C_6 alkylene. In further embodiments, J is $-\text{CH}_2-$. In some embodiments, J is substituted or unsubstituted C_1 - C_6 cycloalkylene. In further embodiments, J is cyclopropyl. In some embodiments, J is substituted or unsubstituted C_2 - C_7 heterocycloalkylene. In further embodiments, J is pyrrolidinyl, piperidinyl, piperizinyl, morpholinyl, imidazolyl, or pyridinyl. In

a further embodiment of the aforementioned embodiments is a compound of Formula (III), wherein W is H. In another embodiment of the aforementioned embodiments is a compound of Formula (III), wherein W is -CN. In another embodiment of the aforementioned embodiments is a compound of Formula (III), wherein W is NR₂₅R₂₆. In a further embodiment, R₂₅ is H, substituted or unsubstituted C₁-C₆ alkyl, or substituted or unsubstituted C₃-C₆ cycloalkyl; and R₂₆ is substituted or unsubstituted C₁-C₆ alkyl, substituted or unsubstituted C₃-C₆ cycloalkyl, substituted or unsubstituted C₁-C₆ heteroalkyl, substituted or unsubstituted C₂-C₇ heterocycloalkyl, substituted or unsubstituted C₆-C₁₂ aryl, or substituted or unsubstituted C₃-C₁₂ heteroaryl. In another embodiment, R₂₅ and R₂₆ are substituted or unsubstituted C₁-C₆ alkyl. In some embodiments, R₂₅ and R₂₆ are -CH₃. In another embodiment, R₂₅ and R₂₆ are substituted or unsubstituted C₃-C₆ cycloalkyl. In some embodiments, R₂₅ and R₂₆ are cyclopropyl. In another embodiment, R₂₅ is H; and R₂₆ is substituted or unsubstituted C₃-C₆ cycloalkyl. In some embodiments, R₂₅ is H and R₂₆ is cyclopropyl. In some embodiments, R₂₅ is H and R₂₆ is cyclobutyl. In another embodiment, R₂₅ is substituted or unsubstituted C₁-C₆ alkyl; and R₂₆ is substituted or unsubstituted C₃-C₆ cycloalkyl. In some embodiments, R₂₅ is -CH₃ and R₂₆ is cyclopropyl. In some embodiments, R₂₅ is -CH₃ and R₂₆ is cyclobutyl. In another embodiment is a compound of Formula (III), wherein R₂₅ and R₂₆ together with the nitrogen to which they are attached form a heterocycloalkyl ring.

[00272] In another embodiment is a compound of Formula (III) wherein R₇ and R₈ taken together form a bond; and R₆ is L-J-W. In further embodiments, R₆ is H, substituted or unsubstituted C₁-C₆alkyl, substituted or unsubstituted C₁-C₆heteroalkyl, (C₁-C₆dialkylamino)C₁-C₆alkyl, ((C₁-C₆alkyl)(C₃-C₆cycloalkyl)amino)C₁-C₆alkyl, ((C₃-C₆cycloalkyl)(C₃-C₆cycloalkyl)amino)C₁-C₆alkyl, substituted or unsubstituted C₁-C₆alkylC₃-C₆cycloalkyl, or C₁-C₄alkyl(C₂-C₇heterocycloalkyl). In further embodiments, R₆ is substituted or unsubstituted C₁-C₆alkyl, substituted or unsubstituted C₁-C₆heteroalkyl, (C₁-C₆dialkylamino)C₁-C₆alkyl, ((C₃-C₆cycloalkyl)(C₃-C₆cycloalkyl)amino)C₁-C₆alkyl, or ((C₁-C₆alkyl)(C₃-C₆cycloalkyl)amino)C₁-C₆alkyl. In some embodiments, R₆ is substituted or unsubstituted C₁-C₆alkyl. In some embodiments, R₆ is substituted or unsubstituted C₁-C₆heteroalkyl. In some embodiments, R₆ is (C₁-C₆dialkylamino)C₁-C₆alkyl. In some embodiments, R₆ is substituted or unsubstituted ((C₃-C₆cycloalkyl)(C₃-C₆cycloalkyl)amino)C₁-C₆alkyl. In some embodiments, R₆ is ((C₁-C₆alkyl)(C₃-C₆cycloalkyl)amino)C₁-C₆alkyl.

[00273] In another embodiment is a compound of Formula (III) wherein Y is optionally substituted alkyl. In another embodiment, Y is optionally substituted heteroalkyl. In another embodiment, Y is optionally substituted cycloalkyl. In another embodiment, Y is optionally substituted heteroaryl. In another embodiment, Y is optionally substituted aryl. In a further

embodiment, Y is phenyl. In another embodiment, Y is optionally substituted heterocycloalkyl.



In a further embodiment, Y is selected from

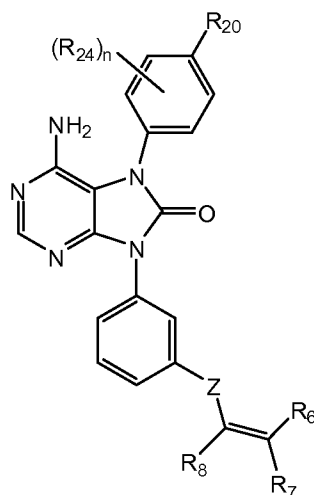
wherein m is 0 to 3. In another embodiment, Y is pyrrolidinyl. In another embodiment, Y is piperidinyl.

[00274] In some embodiments is a compound of Formula (III) wherein R_{24} is each independently halogen, $-NH_2$, $-N(CH_3)_2$, substituted or unsubstituted alkyl, substituted or unsubstituted alkoxy, substituted or unsubstituted heteroalkyl, substituted or unsubstituted heterocycloalkyl, or substituted or unsubstituted cycloalkyl. In some embodiments, R_{24} is substituted or unsubstituted alkyl. In some embodiments, R_{24} is substituted or unsubstituted cycloalkyl. In some embodiments, R_{24} is substituted or unsubstituted heterocycloalkyl. In some embodiments, R_{24} is halogen. In further embodiments, R_{24} is F, Cl or Br.

[00275] In another embodiment of the aforementioned embodiments of Formula (III) wherein A is phenyl, is a compound wherein R_{20} is attached to A at the para position relative to the purinone ring. In another embodiment of the aforementioned embodiments of Formula (III) wherein A is phenyl, is a compound wherein R_{20} is attached to A at the meta position relative to the purinone ring. In another embodiment of the aforementioned embodiments of Formula (III) wherein A is phenyl, is a compound wherein R_{20} is attached to A at the ortho position relative to the purinone ring.

[00276] In a further embodiment of the aforementioned embodiments is a compound of Formula (III), wherein n is 0. In some embodiments, n is 1. In some embodiments, n is 2. In some embodiments, n is 3. In some embodiments, n is 4. In a further embodiment of the aforementioned embodiments is a compound of Formula (III), wherein p is 0. In some embodiments, p is 1. In some embodiments, p is 2.

[00277] In a further embodiment are compounds having the structure of Formula (IIIa):



Formula (IIIa);

wherein:

R_{20} is H, halogen, -CN, -CF₃, -NO₂, -OH, substituted or unsubstituted C₁-C₆alkyl, -N(R₂₁)C(=O)R₂₃, -C(=O)N(R₂₁)(R₂₂), -O-(C₁-C₆alkyl), -O-alkylene-OR₂₁, -CO₂H, -O-alkylene-CO₂H, -O-alkylene-C(=O)N(R₂₁)(R₂₂), or -N(R₂₁)C(=O)N(R₂₁)(R₂₂);

each R₂₁ is independently H, substituted or unsubstituted C₁-C₆alkyl, or substituted or unsubstituted C₃-C₈cycloalkyl;

each R₂₂ is independently H, substituted or unsubstituted C₁-C₆alkyl, or substituted or unsubstituted C₃-C₈cycloalkyl;

each R₂₃ is independently substituted or unsubstituted C₁-C₆alkyl, or substituted or unsubstituted C₃-C₈cycloalkyl;

each R₂₄ is each independently halogen, -CN, -NO₂, -OH, -OCF₃, -OCH₂F, -OCF₂H, -CF₃, -SR₂₁, -N(R₂₁)S(=O)₂R₂₃, -S(=O)₂N(R₂₁)(R₂₂), -S(=O)R₂₃, -S(=O)₂R₂₃, -C(=O)R₂₃, -OC(=O)R₂₃, -CO₂R₂₁, -N(R₂₁)(R₂₂), -C(=O)N(R₂₁)(R₂₂), -N(R₂₁)C(=O)R₂₃,

-N(R₂₁)C(=O)OR₂₂, -N(R₂₁)C(=O)N(R₂₁)(R₂₂), substituted or unsubstituted alkyl, substituted or unsubstituted alkoxy, substituted or unsubstituted heteroalkyl, substituted or unsubstituted heterocycloalkyl, or substituted or unsubstituted cycloalkyl;

n is 0-4;

Z is C(=O), N(R₂₁)C(=O), C(=S), S(=O)_x, or N(R₂₁)S(=O)_x, where x is 1 or 2;

R₆ is H or L-J-W;

R₇ and R₈ are independently H or L-J-W; or R₇ and R₈ taken together form a bond;

L and J are each independently a bond, substituted or unsubstituted C₁-C₆ alkylene, substituted or unsubstituted C₃-C₆ cycloalkylene, substituted or unsubstituted C₁-C₆ heteroalkylene, substituted or unsubstituted C₂-C₇ heterocycloalkylene, substituted or

unsubstituted C₆-C₁₂ arylene, substituted or unsubstituted C₃-C₁₂ heteroarylene, -CO-, -O-, or -S-;

W is H, -CN, or NR₂₅R₂₆;

R₂₅ and R₂₆ are each independently H, substituted or unsubstituted C₁-C₆ alkyl, substituted or unsubstituted C₃-C₆ cycloalkyl, substituted or unsubstituted C₁-C₆ heteroalkyl, substituted or unsubstituted C₂-C₇ heterocycloalkyl, substituted or unsubstituted C₆-C₁₂ aryl, or substituted or unsubstituted C₃-C₁₂ heteroaryl; or R₂₅ and R₂₆ together with the nitrogen to which they are attached form a heterocycloalkyl ring; or a pharmaceutically acceptable salt thereof.

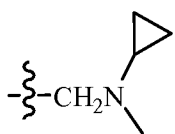
[00278] In some embodiments is a compound of Formula (IIIa) wherein R₂₀ is H, halogen, -CN, -CF₃, -NO₂, -OH, or substituted or unsubstituted C₁-C₆alkyl. In some embodiments, R₂₀ is H. In some embodiments, R₂₀ is -OH. In some embodiments, R₂₀ is -CN. In some embodiments, R₂₀ is -CF₃. In some embodiments, R₂₀ is halogen. In further embodiments, R₂₀ is F. In further embodiments, R₂₀ is Cl. In some embodiments, R₂₀ is substituted or unsubstituted C₁-C₆alkyl. In some embodiments, R₂₀ is methyl. In some embodiments, R₂₀ is ethyl. In some embodiments, R₂₀ is isopropyl.

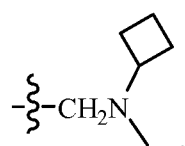
[00279] In another embodiment is a compound of Formula (IIIa) wherein Z is C(=O), NHC(=O), N(CH₃)C(=O), or S(=O)₂. In some embodiments, Z is C(=O). In some embodiments, Z is NHC(=O). In some embodiments, Z is N(CH₃)C(=O). In some embodiments, Z is S(=O)₂.

[00280] In another embodiment is a compound of Formula (IIIa) wherein R₆, R₇ and R₈ are H. In another embodiment is a compound of Formula (IIIa) wherein R₇ and R₈ are H and R₆ is L-J-W. In a further embodiment, R₆ is H, substituted or unsubstituted C₁-C₆alkyl, substituted or unsubstituted C₁-C₆heteroalkyl, (C₁-C₆dialkylamino)C₁-C₆alkyl, ((C₁-C₆alkyl)(C₃-C₆cycloalkyl)amino)C₁-C₆alkyl, ((C₃-C₆cycloalkyl)(C₃-C₆cycloalkyl)amino)C₁-C₆alkyl, substituted or unsubstituted C₁-C₆alkylC₃-C₆cycloalkyl, or C₁-C₄alkyl(C₂-C₇heterocycloalkyl). In yet a further embodiment is a compound of Formula (IIIa) wherein R₆ is substituted or unsubstituted C₁-C₆alkyl, substituted or unsubstituted C₁-C₆heteroalkyl, (C₁-C₆dialkylamino)C₁-C₆alkyl, ((C₃-C₆cycloalkyl)(C₃-C₆cycloalkyl)amino)C₁-C₆alkyl, or ((C₁-C₆alkyl)(C₃-C₆cycloalkyl)amino)C₁-C₆alkyl. In some embodiments, R₆ is substituted or unsubstituted C₁-C₆alkyl. In some embodiments, R₆ is substituted or unsubstituted substituted or unsubstituted C₁-C₆heteroalkyl. In some embodiments, R₆ is substituted or unsubstituted (C₁-C₆dialkylamino)C₁-C₆alkyl. In some embodiments, R₆ is substituted or unsubstituted ((C₃-C₆cycloalkyl)(C₃-C₆cycloalkyl)amino)C₁-C₆alkyl. In some embodiments, R₆ is substituted or unsubstituted ((C₁-C₆alkyl)(C₃-C₆cycloalkyl)amino)C₁-C₆alkyl.

[00281] In another embodiment is a compound of Formula (IIIa) wherein R₆ and R₈ are H and R₇ is L-J-W. In a further embodiment, R₇ is H, substituted or unsubstituted C₁-C₆alkyl,

substituted or unsubstituted C₁-C₆heteroalkyl, (C₁-C₆dialkylamino)C₁-C₆alkyl, ((C₁-C₆alkyl)(C₃-C₆cycloalkyl)amino)C₁-C₆alkyl, ((C₃-C₆cycloalkyl)(C₃-C₆cycloalkyl)amino)C₁-C₆alkyl, substituted or unsubstituted C₁-C₆alkylC₃-C₆cycloalkyl, or C₁-C₄alkyl(C₂-C₇heterocycloalkyl). In yet a further embodiment is a compound of Formula (IIIa) wherein R₇ is substituted or unsubstituted C₁-C₆alkyl, substituted or unsubstituted C₁-C₆heteroalkyl, (C₁-C₆dialkylamino)C₁-C₆alkyl, ((C₃-C₆cycloalkyl)(C₃-C₆cycloalkyl)amino)C₁-C₆alkyl, or ((C₁-C₆alkyl)(C₃-C₆cycloalkyl)amino)C₁-C₆alkyl. In some embodiments, R₇ is substituted or unsubstituted C₁-C₆alkyl. In some embodiments, R₇ is substituted or unsubstituted substituted or unsubstituted C₁-C₆heteroalkyl. In some embodiments, R₇ is substituted or unsubstituted (C₁-C₆dialkylamino)C₁-C₆alkyl. In some embodiments, R₇ is substituted or unsubstituted ((C₃-C₆cycloalkyl)(C₃-C₆cycloalkyl)amino)C₁-C₆alkyl. In some embodiments, R₇ is substituted or unsubstituted ((C₁-C₆alkyl)(C₃-C₆cycloalkyl)amino)C₁-C₆alkyl. In some embodiments, R₇ is -

CH₂N(CH₃)₂. In some embodiments, R₇ is . In some embodiments, R₇ is



[00282] In another embodiment is a compound of Formula (IIIa) wherein R₆ and R₈ are H; R₇ is L-J-W; L is a bond, substituted or unsubstituted C₁-C₆ alkylene, or substituted or unsubstituted C₃-C₆ cycloalkylene; and J is a bond, substituted or unsubstituted C₁-C₆ alkylene, substituted or unsubstituted C₃-C₆ cycloalkylene, substituted or unsubstituted C₁-C₆ heteroalkylene, substituted or unsubstituted C₂-C₇ heterocycloalkylene, substituted or unsubstituted C₆-C₁₂ arylene, or substituted or unsubstituted C₃-C₁₂ heteroarylene. In further embodiments, L is a bond. In further embodiments, L is substituted or unsubstituted C₃-C₆ cycloalkylene. In further embodiments, L is substituted or unsubstituted C₁-C₆ alkylene. In yet a further embodiment, L is -CH₂-. In further embodiments, J is substituted or unsubstituted C₁-C₆ alkylene, substituted or unsubstituted C₃-C₆ cycloalkylene, substituted or unsubstituted C₁-C₆ heteroalkylene, substituted or unsubstituted C₂-C₇ heterocycloalkylene, substituted or unsubstituted C₆-C₁₂ arylene, or substituted or unsubstituted C₃-C₁₂ heteroarylene. In some embodiments, J is substituted or unsubstituted C₁-C₆ alkylene. In further embodiments, J is -CH₂-. In some embodiments, J is substituted or unsubstituted C₁-C₆ cycloalkylene. In further embodiments, J is cyclopropyl. In some embodiments, J is substituted or unsubstituted C₂-C₇ heterocycloalkylene. In further embodiments, J is pyrrolidinyl, piperidinyl, piperizinyl, morpholinyl, imidazolyl, or pyridinyl. In

a further embodiment of the aforementioned embodiments is a compound of Formula (IIIa), wherein W is H. In another embodiment of the aforementioned embodiments is a compound of Formula (IIIa), wherein W is -CN. In another embodiment of the aforementioned embodiments is a compound of Formula (IIIa), wherein W is NR₂₅R₂₆. In a further embodiment, R₂₅ is H, substituted or unsubstituted C₁-C₆ alkyl, or substituted or unsubstituted C₃-C₆ cycloalkyl; and R₂₆ is substituted or unsubstituted C₁-C₆ alkyl, substituted or unsubstituted C₃-C₆ cycloalkyl, substituted or unsubstituted C₁-C₆ heteroalkyl, substituted or unsubstituted C₂-C₇ heterocycloalkyl, substituted or unsubstituted C₆-C₁₂ aryl, or substituted or unsubstituted C₃-C₁₂ heteroaryl. In another embodiment, R₂₅ and R₂₆ are substituted or unsubstituted C₁-C₆ alkyl. In some embodiments, R₂₅ and R₂₆ are -CH₃. In another embodiment, R₂₅ and R₂₆ are substituted or unsubstituted C₃-C₆ cycloalkyl. In some embodiments, R₂₅ and R₂₆ are cyclopropyl. In another embodiment, R₂₅ is H; and R₂₆ is substituted or unsubstituted C₃-C₆ cycloalkyl. In some embodiments, R₂₅ is H and R₂₆ is cyclopropyl. In some embodiments, R₂₅ is H and R₂₆ is cyclobutyl. In another embodiment, R₂₅ is substituted or unsubstituted C₁-C₆ alkyl; and R₂₆ is substituted or unsubstituted C₃-C₆ cycloalkyl. In some embodiments, R₂₅ is -CH₃ and R₂₆ is cyclopropyl. In some embodiments, R₂₅ is -CH₃ and R₂₆ is cyclobutyl. In another embodiment is a compound of Formula (IIIa), wherein R₂₅ and R₂₆ together with the nitrogen to which they are attached form a heterocycloalkyl ring.

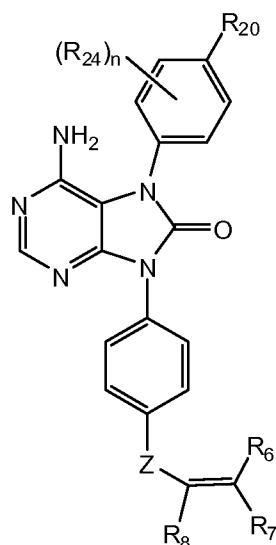
[00283] In another embodiment is a compound of Formula (IIIa) wherein R₇ and R₈ taken together form a bond; and R₆ is L-J-W. In further embodiments, R₆ is H, substituted or unsubstituted C₁-C₆alkyl, substituted or unsubstituted C₁-C₆heteroalkyl, (C₁-C₆dialkylamino)C₁-C₆alkyl, ((C₁-C₆alkyl)(C₃-C₆cycloalkyl)amino)C₁-C₆alkyl, ((C₃-C₆cycloalkyl)(C₃-C₆cycloalkyl)amino)C₁-C₆alkyl, substituted or unsubstituted C₁-C₆alkylC₃-C₆cycloalkyl, or C₁-C₄alkyl(C₂-C₇heterocycloalkyl). In further embodiments, R₆ is substituted or unsubstituted C₁-C₆alkyl, substituted or unsubstituted C₁-C₆heteroalkyl, (C₁-C₆dialkylamino)C₁-C₆alkyl, ((C₃-C₆cycloalkyl)(C₃-C₆cycloalkyl)amino)C₁-C₆alkyl, or ((C₁-C₆alkyl)(C₃-C₆cycloalkyl)amino)C₁-C₆alkyl. In some embodiments, R₆ is substituted or unsubstituted C₁-C₆alkyl. In some embodiments, R₆ is substituted or unsubstituted C₁-C₆heteroalkyl. In some embodiments, R₆ is (C₁-C₆dialkylamino)C₁-C₆alkyl. In some embodiments, R₆ is substituted or unsubstituted ((C₃-C₆cycloalkyl)(C₃-C₆cycloalkyl)amino)C₁-C₆alkyl. In some embodiments, R₆ is ((C₁-C₆alkyl)(C₃-C₆cycloalkyl)amino)C₁-C₆alkyl.

[00284] In some embodiments is a compound of Formula (IIIa) wherein R₂₄ is each independently halogen, -NH₂, -N(CH₃)₂, substituted or unsubstituted alkyl, substituted or unsubstituted alkoxy, substituted or unsubstituted heteroalkyl, substituted or unsubstituted heterocycloalkyl, or substituted or unsubstituted cycloalkyl. In some embodiments, R₂₄ is

substituted or unsubstituted alkyl. In some embodiments, R_{24} is substituted or unsubstituted cycloalkyl. In some embodiments, R_{24} is substituted or unsubstituted heterocycloalkyl. In some embodiments, R_{24} is substituted or unsubstituted alkoxy. In some embodiments, R_{24} is methoxy. In some embodiments, R_{24} is halogen. In further embodiments, R_{24} is F. In further embodiments, R_{24} is Cl. In further embodiments, R_{24} is Br.

[00285] In a further embodiment of the aforementioned embodiments is a compound of Formula (IIIa), wherein n is 0. In some embodiments, n is 1. In some embodiments, n is 2. In some embodiments, n is 3. In some embodiments, n is 4.

[00286] In a further embodiment are compounds having the structure of Formula (IIIb):



Formula (IIIb);

wherein:

R_{20} is H, halogen, -CN, -CF₃, -NO₂, -OH, substituted or unsubstituted C₁-C₆alkyl, -N(R₂₁)C(=O)R₂₃, -C(=O)N(R₂₁)(R₂₂), -O-(C₁-C₆alkyl), -O-alkylene-OR₂₁, -CO₂H, -O-alkylene-CO₂H, -O-alkylene-C(=O)N(R₂₁)(R₂₂), or -N(R₂₁)C(=O)N(R₂₁)(R₂₂);

each R_{21} is independently H, substituted or unsubstituted C₁-C₆alkyl, or substituted or unsubstituted C₃-C₈cycloalkyl;

each R_{22} is independently H, substituted or unsubstituted C₁-C₆alkyl, or substituted or unsubstituted C₃-C₈cycloalkyl;

each R_{23} is independently substituted or unsubstituted C₁-C₆alkyl, or substituted or unsubstituted C₃-C₈cycloalkyl;

each R_{24} is each independently halogen, -CN, -NO₂, -OH, -OCF₃, -OCH₂F, -OCF₂H, -CF₃, -SR₂₁, -N(R₂₁)S(=O)₂R₂₃, -S(=O)₂N(R₂₁)(R₂₂), -S(=O)R₂₃, -S(=O)₂R₂₃, -C(=O)R₂₃, -OC(=O)R₂₃, -CO₂R₂₁, -N(R₂₁)(R₂₂), -C(=O)N(R₂₁)(R₂₂), -N(R₂₁)C(=O)R₂₃, -N(R₂₁)C(=O)OR₂₂, -N(R₂₁)C(=O)N(R₂₁)(R₂₂), substituted or unsubstituted alkyl, substituted

or unsubstituted alkoxy, substituted or unsubstituted heteroalkyl, substituted or unsubstituted heterocycloalkyl, or substituted or unsubstituted cycloalkyl;

n is 0-4;

Z is C(=O), N(R₂₁)C(=O), C(=S), S(=O)_x, or N(R₂₁)S(=O)_x, where x is 1 or 2;

R₆ is H or L-J-W;

R₇ and R₈ are independently H or L-J-W; or R₇ and R₈ taken together form a bond;

L and J are each independently a bond, substituted or unsubstituted C₁-C₆ alkylene, substituted or unsubstituted C₃-C₆ cycloalkylene, substituted or unsubstituted C₁-C₆ heteroalkylene, substituted or unsubstituted C₂-C₇ heterocycloalkylene, substituted or unsubstituted C₆-C₁₂ arylene, substituted or unsubstituted C₃-C₁₂ heteroarylene, -CO-, -O-, or -S-;

W is H, -CN, or NR₂₅R₂₆;

R₂₅ and R₂₆ are each independently H, substituted or unsubstituted C₁-C₆ alkyl, substituted or unsubstituted C₃-C₆ cycloalkyl, substituted or unsubstituted C₁-C₆ heteroalkyl, substituted or unsubstituted C₂-C₇ heterocycloalkyl, substituted or unsubstituted C₆-C₁₂ aryl, or substituted or unsubstituted C₃-C₁₂ heteroaryl; or R₂₅ and R₂₆ together with the nitrogen to which they are attached form a heterocycloalkyl ring; or a pharmaceutically acceptable salt thereof.

[00287] In some embodiments is a compound of Formula (IIIb) wherein R₂₀ is H, halogen, -CN, -CF₃, -NO₂, -OH, or substituted or unsubstituted C₁-C₆alkyl. In some embodiments, R₂₀ is H. In some embodiments, R₂₀ is -OH. In some embodiments, R₂₀ is -CN. In some embodiments, R₂₀ is -CF₃. In some embodiments, R₂₀ is halogen. In further embodiments, R₂₀ is F. In further embodiments, R₂₀ is Cl. In some embodiments, R₂₀ is substituted or unsubstituted C₁-C₆alkyl. In some embodiments, R₂₀ is methyl. In some embodiments, R₂₀ is ethyl. In some embodiments, R₂₀ is isopropyl.

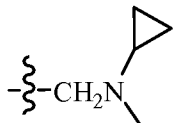
[00288] In another embodiment is a compound of Formula (IIIb) wherein Z is C(=O), NHC(=O), N(CH₃)C(=O), or S(=O)₂. In some embodiments, Z is C(=O). In some embodiments, Z is NHC(=O). In some embodiments, Z is N(CH₃)C(=O). In some embodiments, Z is S(=O)₂.

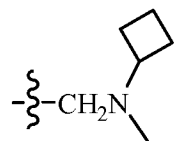
[00289] In another embodiment is a compound of Formula (IIIb) wherein R₆, R₇ and R₈ are H. In another embodiment is a compound of Formula (IIIb) wherein R₇ and R₈ are H and R₆ is L-J-W. In a further embodiment, R₆ is H, substituted or unsubstituted C₁-C₆alkyl, substituted or unsubstituted C₁-C₆heteroalkyl, (C₁-C₆dialkylamino)C₁-C₆alkyl, ((C₁-C₆alkyl)(C₃-C₆cycloalkyl)amino)C₁-C₆alkyl, ((C₃-C₆cycloalkyl)(C₃-C₆cycloalkyl)amino)C₁-C₆alkyl, substituted or unsubstituted C₁-C₆alkylC₃-C₆cycloalkyl, or C₁-C₄alkyl(C₂-C₇heterocycloalkyl). In yet a further embodiment is a compound of Formula (IIIb) wherein R₆ is substituted or

unsubstituted C₁-C₆alkyl, substituted or unsubstituted C₁-C₆heteroalkyl, (C₁-C₆dialkylamino)C₁-C₆alkyl, ((C₃-C₆cycloalkyl)(C₃-C₆cycloalkyl)amino)C₁-C₆alkyl, or ((C₁-C₆alkyl)(C₃-C₆cycloalkyl)amino)C₁-C₆alkyl. In some embodiments, R₆ is substituted or unsubstituted C₁-C₆alkyl. In some embodiments, R₆ is substituted or unsubstituted substituted or unsubstituted C₁-C₆heteroalkyl. In some embodiments, R₆ is substituted or unsubstituted (C₁-C₆dialkylamino)C₁-C₆alkyl. In some embodiments, R₆ is substituted or unsubstituted ((C₃-C₆cycloalkyl)(C₃-C₆cycloalkyl)amino)C₁-C₆alkyl. In some embodiments, R₆ is substituted or unsubstituted ((C₁-C₆alkyl)(C₃-C₆cycloalkyl)amino)C₁-C₆alkyl.

[00290] In another embodiment is a compound of Formula (IIIb) wherein R₆ and R₈ are H and R₇ is L-J-W. In a further embodiment, R₇ is H, substituted or unsubstituted C₁-C₆alkyl, substituted or unsubstituted C₁-C₆heteroalkyl, (C₁-C₆dialkylamino)C₁-C₆alkyl, ((C₁-C₆alkyl)(C₃-C₆cycloalkyl)amino)C₁-C₆alkyl, ((C₃-C₆cycloalkyl)(C₃-C₆cycloalkyl)amino)C₁-C₆alkyl, substituted or unsubstituted C₁-C₆alkylC₃-C₆cycloalkyl, or C₁-C₄alkyl(C₂-C₇heterocycloalkyl).

In yet a further embodiment is a compound of Formula (IIIb) wherein R₇ is substituted or unsubstituted C₁-C₆alkyl, substituted or unsubstituted C₁-C₆heteroalkyl, (C₁-C₆dialkylamino)C₁-C₆alkyl, ((C₃-C₆cycloalkyl)(C₃-C₆cycloalkyl)amino)C₁-C₆alkyl, or ((C₁-C₆alkyl)(C₃-C₆cycloalkyl)amino)C₁-C₆alkyl. In some embodiments, R₇ is substituted or unsubstituted C₁-C₆alkyl. In some embodiments, R₇ is substituted or unsubstituted substituted or unsubstituted C₁-C₆heteroalkyl. In some embodiments, R₇ is substituted or unsubstituted (C₁-C₆dialkylamino)C₁-C₆alkyl. In some embodiments, R₇ is substituted or unsubstituted ((C₃-C₆cycloalkyl)(C₃-C₆cycloalkyl)amino)C₁-C₆alkyl. In some embodiments, R₇ is substituted or unsubstituted ((C₁-C₆alkyl)(C₃-C₆cycloalkyl)amino)C₁-C₆alkyl. In some embodiments, R₇ is -

CH₂N(CH₃)₂. In some embodiments, R₇ is . In some embodiments, R₇ is



[00291] In another embodiment is a compound of Formula (IIIb) wherein R₆ and R₈ are H; R₇ is L-J-W; L is a bond, substituted or unsubstituted C₁-C₆ alkylene, or substituted or unsubstituted C₃-C₆ cycloalkylene; and J is a bond, substituted or unsubstituted C₁-C₆ alkylene, substituted or unsubstituted C₃-C₆ cycloalkylene, substituted or unsubstituted C₁-C₆ heteroalkylene, substituted or unsubstituted C₂-C₇ heterocycloalkylene, substituted or unsubstituted C₆-C₁₂ arylene, or substituted or unsubstituted C₃-C₁₂ heteroarylene. In further embodiments, L is a bond. In

further embodiments, L is substituted or unsubstituted C₃-C₆ cycloalkylene. In further embodiments, L is substituted or unsubstituted C₁-C₆ alkylene. In yet a further embodiment, L is -CH₂-. In further embodiments, J is substituted or unsubstituted C₁-C₆ alkylene, substituted or unsubstituted C₃-C₆ cycloalkylene, substituted or unsubstituted C₁-C₆ heteroalkylene, substituted or unsubstituted C₂-C₇ heterocycloalkylene, substituted or unsubstituted C₆-C₁₂ arylene, or substituted or unsubstituted C₃-C₁₂ heteroarylene. In some embodiments, J is substituted or unsubstituted C₁-C₆ alkylene. In further embodiments, J is -CH₂-. In some embodiments, J is substituted or unsubstituted C₁-C₆ cycloalkylene. In further embodiments, J is cyclopropyl. In some embodiments, J is substituted or unsubstituted C₂-C₇ heterocycloalkylene. In further embodiments, J is pyrrolidinyl, piperidinyl, piperizinyl, morpholinyl, imidazolyl, or pyridinyl. In a further embodiment of the aforementioned embodiments is a compound of Formula (IIIb), wherein W is H. In another embodiment of the aforementioned embodiments is a compound of Formula (IIIb), wherein W is -CN. In another embodiment of the aforementioned embodiments is a compound of Formula (IIIb), wherein W is NR₂₅R₂₆. In a further embodiment, R₂₅ is H, substituted or unsubstituted C₁-C₆ alkyl, or substituted or unsubstituted C₃-C₆ cycloalkyl; and R₂₆ is substituted or unsubstituted C₁-C₆ alkyl, substituted or unsubstituted C₃-C₆ cycloalkyl, substituted or unsubstituted C₁-C₆ heteroalkyl, substituted or unsubstituted C₂-C₇ heterocycloalkyl, substituted or unsubstituted C₆-C₁₂ aryl, or substituted or unsubstituted C₃-C₁₂ heteroaryl. In another embodiment, R₂₅ and R₂₆ are substituted or unsubstituted C₁-C₆ alkyl. In some embodiments, R₂₅ and R₂₆ are -CH₃. In another embodiment, R₂₅ and R₂₆ are substituted or unsubstituted C₃-C₆ cycloalkyl. In some embodiments, R₂₅ and R₂₆ are cyclopropyl. In another embodiment, R₂₅ is H; and R₂₆ is substituted or unsubstituted C₃-C₆ cycloalkyl. In some embodiments, R₂₅ is H and R₂₆ is cyclobutyl. In another embodiment, R₂₅ is substituted or unsubstituted C₁-C₆ alkyl; and R₂₆ is substituted or unsubstituted C₃-C₆ cycloalkyl. In some embodiments, R₂₅ is -CH₃ and R₂₆ is cyclopropyl. In some embodiments, R₂₅ is -CH₃ and R₂₆ is cyclobutyl. In another embodiment is a compound of Formula (IIIb), wherein R₂₅ and R₂₆ together with the nitrogen to which they are attached form a heterocycloalkyl ring.

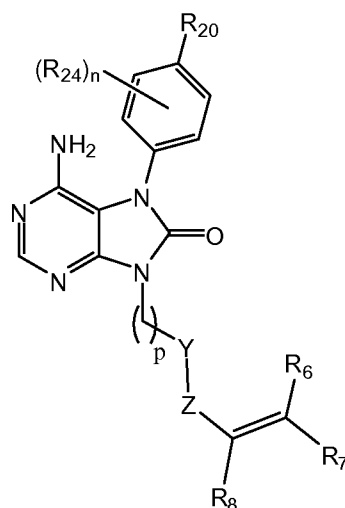
[00292] In another embodiment is a compound of Formula (IIIb) wherein R₇ and R₈ taken together form a bond; and R₆ is L-J-W. In further embodiments, R₆ is H, substituted or unsubstituted C₁-C₆alkyl, substituted or unsubstituted C₁-C₆heteroalkyl, (C₁-C₆dialkylamino)C₁-C₆alkyl, ((C₁-C₆alkyl)(C₃-C₆cycloalkyl)amino)C₁-C₆alkyl, ((C₃-C₆cycloalkyl)(C₃-C₆cycloalkyl)amino)C₁-C₆alkyl, substituted or unsubstituted C₁-C₆alkylC₃-C₆cycloalkyl, or C₁-C₄alkyl(C₂-C₇heterocycloalkyl). In further embodiments, R₆ is substituted or unsubstituted C₁-C₆alkyl, substituted or unsubstituted C₁-C₆heteroalkyl, (C₁-C₆dialkylamino)C₁-C₆alkyl, ((C₃-

C₆cycloalkyl)(C₃-C₆cycloalkyl)amino)C₁-C₆alkyl, or ((C₁-C₆alkyl)(C₃-C₆cycloalkyl)amino)C₁-C₆alkyl. In some embodiments, R₆ is substituted or unsubstituted C₁-C₆alkyl. In some embodiments, R₆ is substituted or unsubstituted C₁-C₆heteroalkyl. In some embodiments, R₆ is (C₁-C₆dialkylamino)C₁-C₆alkyl. In some embodiments, R₆ is substituted or unsubstituted ((C₃-C₆cycloalkyl)(C₃-C₆cycloalkyl)amino)C₁-C₆alkyl. In some embodiments, R₆ is ((C₁-C₆alkyl)(C₃-C₆cycloalkyl)amino)C₁-C₆alkyl.

[00293] In some embodiments is a compound of Formula (IIIb) wherein R₂₄ is each independently halogen, -NH₂, -N(CH₃)₂, substituted or unsubstituted alkyl, substituted or unsubstituted alkoxy, substituted or unsubstituted heteroalkyl, substituted or unsubstituted heterocycloalkyl, or substituted or unsubstituted cycloalkyl. In some embodiments, R₂₄ is substituted or unsubstituted alkyl. In some embodiments, R₂₄ is substituted or unsubstituted cycloalkyl. In some embodiments, R₂₄ is substituted or unsubstituted heterocycloalkyl. In some embodiments, R₂₄ is substituted or unsubstituted alkoxy. In some embodiments, R₂₄ is methoxy. In some embodiments, R₂₄ is halogen. In further embodiments, R₂₄ is F. In further embodiments, R₂₄ is Cl. In further embodiments, R₂₄ is Br.

[00294] In a further embodiment of the aforementioned embodiments is a compound of Formula (IIIb), wherein n is 0. In some embodiments, n is 1. In some embodiments, n is 2. In some embodiments, n is 3. In some embodiments, n is 4.

[00295] In a further embodiment are compounds having the structure of Formula (IIIc):



Formula (IIIc);

wherein:

R₂₀ is H, halogen, -CN, -CF₃, -NO₂, -OH, substituted or unsubstituted C₁-C₆alkyl, -N(R₂₁)C(=O)R₂₃, -C(=O)N(R₂₁)(R₂₂), -O-(C₁-C₆alkyl), -O-alkylene-OR₂₁, -CO₂H, -O-alkylene-CO₂H, -O-alkylene-C(=O)N(R₂₁)(R₂₂), or -N(R₂₁)C(=O)N(R₂₁)(R₂₂);

each R_{21} is independently H, substituted or unsubstituted C_1 - C_6 alkyl, or substituted or unsubstituted C_3 - C_8 cycloalkyl;

each R_{22} is independently H, substituted or unsubstituted C_1 - C_6 alkyl, or substituted or unsubstituted C_3 - C_8 cycloalkyl;

each R_{23} is independently substituted or unsubstituted C_1 - C_6 alkyl, or substituted or unsubstituted C_3 - C_8 cycloalkyl;

each R_{24} is each independently halogen, -CN, -NO₂, -OH, -OCF₃, -OCH₂F, -OCF₂H, -CF₃, -SR₂₁, -N(R₂₁)S(=O)₂R₂₃, -S(=O)₂N(R₂₁)(R₂₂), -S(=O)R₂₃, -S(=O)₂R₂₃, -C(=O)R₂₃, -OC(=O)R₂₃, -CO₂R₂₁, -N(R₂₁)(R₂₂), -C(=O)N(R₂₁)(R₂₂), -N(R₂₁)C(=O)R₂₃, -N(R₂₁)C(=O)OR₂₂, -N(R₂₁)C(=O)N(R₂₁)(R₂₂), substituted or unsubstituted alkyl, substituted or unsubstituted alkoxy, substituted or unsubstituted heteroalkyl, substituted or unsubstituted heterocycloalkyl, or substituted or unsubstituted cycloalkyl;

n is 0-4;

p is 0-2;

Y is an optionally substituted group selected from among cycloalkyl, and heterocycloalkyl;

Z is C(=O), OC(=O), N(R₂₁)C(=O), C(=S), S(=O)_x, OS(=O)_x, or N(R₂₁)S(=O)_x, where x is 1 or 2;

R₆ is H or L-J-W;

R₇ and R₈ are independently H or L-J-W; or R₇ and R₈ taken together form a bond;

L and J are each independently a bond, substituted or unsubstituted C_1 - C_6 alkylene, substituted or unsubstituted C_3 - C_6 cycloalkylene, substituted or unsubstituted C_1 - C_6 heteroalkylene, substituted or unsubstituted C_2 - C_7 heterocycloalkylene, substituted or unsubstituted C_6 - C_{12} arylene, substituted or unsubstituted C_3 - C_{12} heteroarylene, -CO-, -O-, or -S-;

W is H, -CN, or NR₂₅R₂₆;

R₂₅ and R₂₆ are each independently H, substituted or unsubstituted C_1 - C_6 alkyl, substituted or unsubstituted C_3 - C_6 cycloalkyl, substituted or unsubstituted C_1 - C_6 heteroalkyl, substituted or unsubstituted C_2 - C_7 heterocycloalkyl, substituted or unsubstituted C_6 - C_{12} aryl, or substituted or unsubstituted C_3 - C_{12} heteroaryl; or R₂₅ and R₂₆ together with the nitrogen to which they are attached form a heterocycloalkyl ring; or a pharmaceutically acceptable salt thereof.

[00296] In some embodiments is a compound of Formula (IIIc) wherein R₂₀ is H, halogen, -CN, -CF₃, -NO₂, -OH, or substituted or unsubstituted C_1 - C_6 alkyl. In some embodiments, R₂₀ is H. In some embodiments, R₂₀ is -OH. In some embodiments, R₂₀ is -CN. In some embodiments, R₂₀ is -CF₃. In some embodiments, R₂₀ is halogen. In further embodiments, R₂₀ is F. In further embodiments, R₂₀ is Cl. In some embodiments, R₂₀ is substituted or unsubstituted C_1 - C_6 alkyl.

In some embodiments, R₂₀ is methyl. In some embodiments, R₂₀ is ethyl. In some embodiments, R₂₀ is isopropyl.

[00297] In another embodiment is a compound of Formula (IIIc) wherein Z is C(=O), NHC(=O), N(CH₃)C(=O), or S(=O)₂. In some embodiments, Z is C(=O). In some embodiments, Z is NHC(=O). In some embodiments, Z is N(CH₃)C(=O). In some embodiments, Z is S(=O)₂.

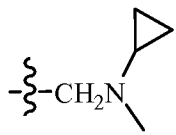
[00298] In another embodiment is a compound of Formula (IIIc) wherein R₆, R₇ and R₈ are H.

In a another embodiment is a compound of Formula (IIIc) wherein R₇ and R₈ are H and R₆ is L-J-W. In a further embodiment, R₆ is H, substituted or unsubstituted C₁-C₆alkyl, substituted or unsubstituted C₁-C₆heteroalkyl, (C₁-C₆dialkylamino)C₁-C₆alkyl, ((C₁-C₆alkyl)(C₃-C₆cycloalkyl)amino)C₁-C₆alkyl, ((C₃-C₆cycloalkyl)(C₃-C₆cycloalkyl)amino)C₁-C₆alkyl, substituted or unsubstituted C₁-C₆alkylC₃-C₆cycloalkyl, or C₁-C₄alkyl(C₂-C₇heterocycloalkyl).

In yet a further embodiment is a compound of Formula (IIIc) wherein R₆ is substituted or unsubstituted C₁-C₆alkyl, substituted or unsubstituted C₁-C₆heteroalkyl, (C₁-C₆dialkylamino)C₁-C₆alkyl, ((C₃-C₆cycloalkyl)(C₃-C₆cycloalkyl)amino)C₁-C₆alkyl, or ((C₁-C₆alkyl)(C₃-C₆cycloalkyl)amino)C₁-C₆alkyl. In some embodiments, R₆ is substituted or unsubstituted C₁-C₆alkyl. In some embodiments, R₆ is substituted or unsubstituted substituted or unsubstituted C₁-C₆heteroalkyl. In some embodiments, R₆ is substituted or unsubstituted (C₁-C₆dialkylamino)C₁-C₆alkyl. In some embodiments, R₆ is substituted or unsubstituted ((C₃-C₆cycloalkyl)(C₃-C₆cycloalkyl)amino)C₁-C₆alkyl. In some embodiments, R₆ is substituted or unsubstituted ((C₁-C₆alkyl)(C₃-C₆cycloalkyl)amino)C₁-C₆alkyl.

[00299] In another embodiment is a compound of Formula (IIIc) wherein R₆ and R₈ are H and R₇ is L-J-W. In a further embodiment, R₇ is H, substituted or unsubstituted C₁-C₆alkyl, substituted or unsubstituted C₁-C₆heteroalkyl, (C₁-C₆dialkylamino)C₁-C₆alkyl, ((C₁-C₆alkyl)(C₃-C₆cycloalkyl)amino)C₁-C₆alkyl, ((C₃-C₆cycloalkyl)(C₃-C₆cycloalkyl)amino)C₁-C₆alkyl, substituted or unsubstituted C₁-C₆alkylC₃-C₆cycloalkyl, or C₁-C₄alkyl(C₂-C₇heterocycloalkyl).

In yet a further embodiment is a compound of Formula (IIIc) wherein R₇ is substituted or unsubstituted C₁-C₆alkyl, substituted or unsubstituted C₁-C₆heteroalkyl, (C₁-C₆dialkylamino)C₁-C₆alkyl, ((C₃-C₆cycloalkyl)(C₃-C₆cycloalkyl)amino)C₁-C₆alkyl, or ((C₁-C₆alkyl)(C₃-C₆cycloalkyl)amino)C₁-C₆alkyl. In some embodiments, R₇ is substituted or unsubstituted C₁-C₆alkyl. In some embodiments, R₇ is substituted or unsubstituted substituted or unsubstituted C₁-C₆heteroalkyl. In some embodiments, R₇ is substituted or unsubstituted (C₁-C₆dialkylamino)C₁-C₆alkyl. In some embodiments, R₇ is substituted or unsubstituted ((C₃-C₆cycloalkyl)(C₃-C₆cycloalkyl)amino)C₁-C₆alkyl. In some embodiments, R₇ is substituted or unsubstituted ((C₁-C₆alkyl)(C₃-C₆cycloalkyl)amino)C₁-C₆alkyl. In some embodiments, R₇ is -

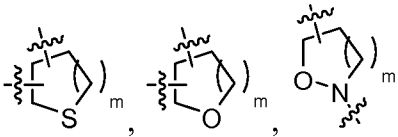
CH₂N(CH₃)₂. In some embodiments, R₇ is 

[00300] In another embodiment is a compound of Formula (IIIc) wherein R₆ and R₈ are H; R₇ is L-J-W; L is a bond, substituted or unsubstituted C₁-C₆ alkylene, or substituted or unsubstituted C₃-C₆ cycloalkylene; and J is a bond, substituted or unsubstituted C₁-C₆ alkylene, substituted or unsubstituted C₃-C₆ cycloalkylene, substituted or unsubstituted C₁-C₆ heteroalkylene, substituted or unsubstituted C₂-C₇ heterocycloalkylene, substituted or unsubstituted C₆-C₁₂ arylene, or substituted or unsubstituted C₃-C₁₂ heteroarylene. In further embodiments, L is a bond. In further embodiments, L is substituted or unsubstituted C₃-C₆ cycloalkylene. In further embodiments, L is substituted or unsubstituted C₁-C₆ alkylene. In yet a further embodiment, L is -CH₂-. In further embodiments, J is substituted or unsubstituted C₁-C₆ alkylene, substituted or unsubstituted C₃-C₆ cycloalkylene, substituted or unsubstituted C₁-C₆ heteroalkylene, substituted or unsubstituted C₂-C₇ heterocycloalkylene, substituted or unsubstituted C₆-C₁₂ arylene, or substituted or unsubstituted C₃-C₁₂ heteroarylene. In some embodiments, J is substituted or unsubstituted C₁-C₆ alkylene. In further embodiments, J is -CH₂-. In some embodiments, J is substituted or unsubstituted C₁-C₆ cycloalkylene. In further embodiments, J is cyclopropyl. In some embodiments, J is substituted or unsubstituted C₂-C₇ heterocycloalkylene. In further embodiments, J is pyrrolidinyl, piperidinyl, piperiziny, morpholinyl, imidazolyl, or pyridiny. In a further embodiment of the aforementioned embodiments is a compound of Formula (IIIc), wherein W is H. In another embodiment of the aforementioned embodiments is a compound of Formula (IIIc), wherein W is -CN. In another embodiment of the aforementioned embodiments is a compound of Formula (IIIc), wherein W is NR₂₅R₂₆. In a further embodiment, R₂₅ is H, substituted or unsubstituted C₁-C₆ alkyl, or substituted or unsubstituted C₃-C₆ cycloalkyl; and R₂₆ is substituted or unsubstituted C₁-C₆ alkyl, substituted or unsubstituted C₃-C₆ cycloalkyl, substituted or unsubstituted C₁-C₆ heteroalkyl, substituted or unsubstituted C₂-C₇ heterocycloalkyl, substituted or unsubstituted C₆-C₁₂ aryl, or substituted or unsubstituted C₃-C₁₂ heteroaryl. In some embodiments, R₂₅ and R₂₆ are -CH₃. In some embodiments, R₂₅ and R₂₆ are cyclopropyl. In some embodiments, R₂₅ is H and R₂₆ is cyclopropyl. In some embodiments, R₂₅ is H and R₂₆ is cyclobutyl. In some embodiments, R₂₅ is -CH₃ and R₂₆ is cyclopropyl. In some embodiments, R₂₅ is -CH₃ and R₂₆ is cyclobutyl. In another embodiment is a compound of Formula (IIIc), wherein R₂₅ and R₂₆ together with the nitrogen to which they are attached form a heterocycloalkyl ring.

[00301] In another embodiment is a compound of Formula (IIIc) wherein R₇ and R₈ taken together form a bond; and R₆ is L-J-W. In further embodiments, R₆ is H, substituted or

unsubstituted C₁-C₆alkyl, substituted or unsubstituted C₁-C₆heteroalkyl, (C₁-C₆dialkylamino)C₁-C₆alkyl, ((C₁-C₆alkyl)(C₃-C₆cycloalkyl)amino)C₁-C₆alkyl, ((C₃-C₆cycloalkyl)(C₃-C₆cycloalkyl)amino)C₁-C₆alkyl, substituted or unsubstituted C₁-C₆alkylC₃-C₆cycloalkyl, or C₁-C₄alkyl(C₂-C₇heterocycloalkyl). In further embodiments, R₆ is substituted or unsubstituted C₁-C₆alkyl, substituted or unsubstituted C₁-C₆heteroalkyl, (C₁-C₆dialkylamino)C₁-C₆alkyl, ((C₃-C₆cycloalkyl)(C₃-C₆cycloalkyl)amino)C₁-C₆alkyl, or ((C₁-C₆alkyl)(C₃-C₆cycloalkyl)amino)C₁-C₆alkyl. In some embodiments, R₆ is substituted or unsubstituted C₁-C₆alkyl. In some embodiments, R₆ is substituted or unsubstituted C₁-C₆heteroalkyl. In some embodiments, R₆ is (C₁-C₆dialkylamino)C₁-C₆alkyl. In some embodiments, R₆ is substituted or unsubstituted ((C₃-C₆cycloalkyl)(C₃-C₆cycloalkyl)amino)C₁-C₆alkyl. In some embodiments, R₆ is ((C₁-C₆alkyl)(C₃-C₆cycloalkyl)amino)C₁-C₆alkyl.

[00302] In another embodiment is a compound of Formula (IIIc) wherein Y is optionally substituted cycloalkyl. In some embodiments, Y is cyclopentyl. In some embodiments, Y is cyclohexyl. In another embodiment, Y is optionally substituted heterocycloalkyl. In a further

embodiment, Y is selected from ; wherein m is 0

to 3. In another embodiment, Y is pyrrolidinyl. In another embodiment, Y is piperidinyl.

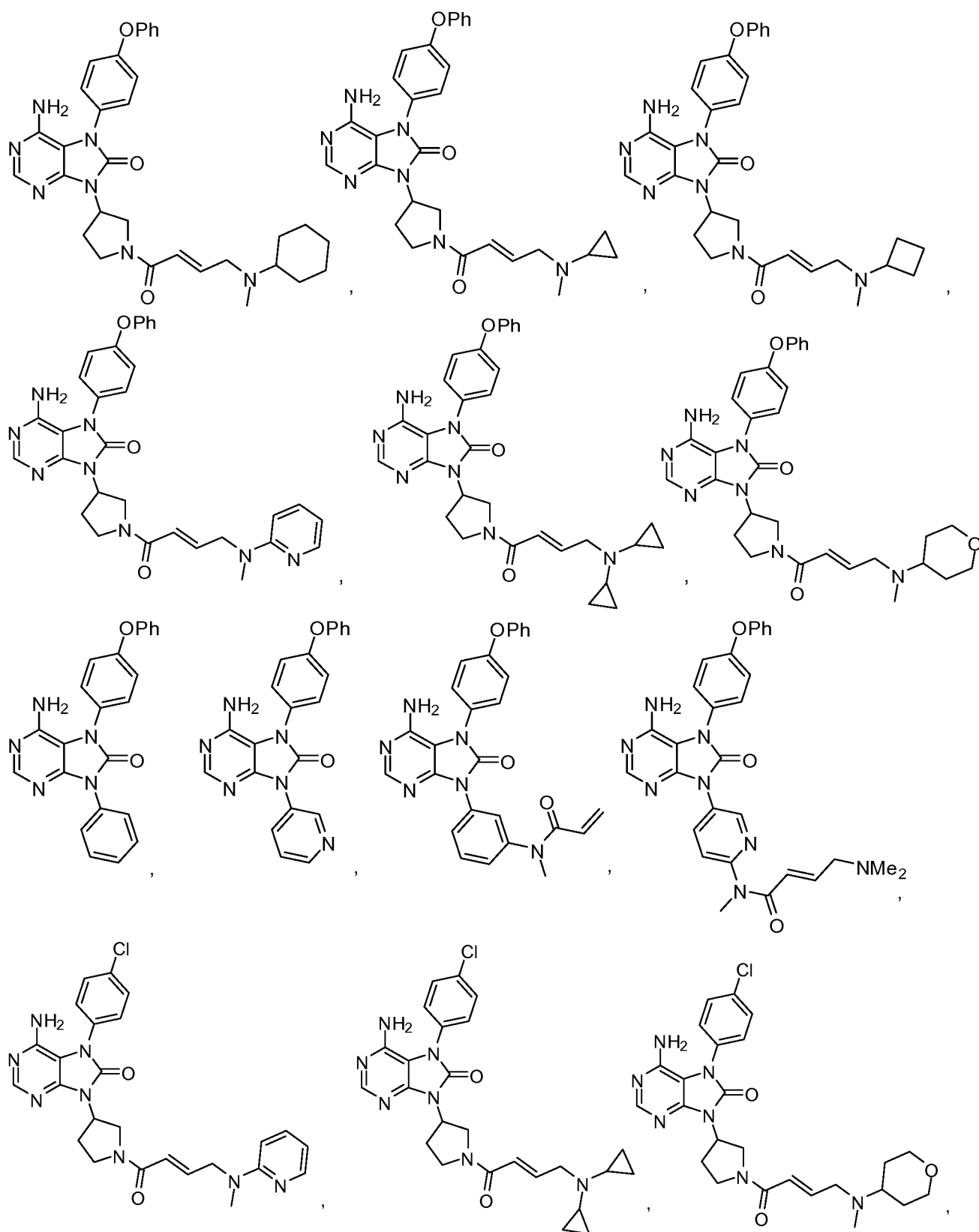
[00303] In some embodiments is a compound of Formula (IIIc) wherein R₂₄ is each independently halogen, -NH₂, -N(CH₃)₂, substituted or unsubstituted alkyl, substituted or unsubstituted alkoxy, substituted or unsubstituted heteroalkyl, substituted or unsubstituted heterocycloalkyl, or substituted or unsubstituted cycloalkyl. In some embodiments, R₂₄ is substituted or unsubstituted alkyl. In some embodiments, R₂₄ is substituted or unsubstituted cycloalkyl. In some embodiments, R₂₄ is substituted or unsubstituted heterocycloalkyl. In some embodiments, R₂₄ is substituted or unsubstituted alkoxy. In some embodiments, R₂₄ is methoxy. In some embodiments, R₂₄ is halogen. In further embodiments, R₂₄ is F. In further embodiments, R₂₄ is Cl. In yet further embodiments, R₂₄ is Br.

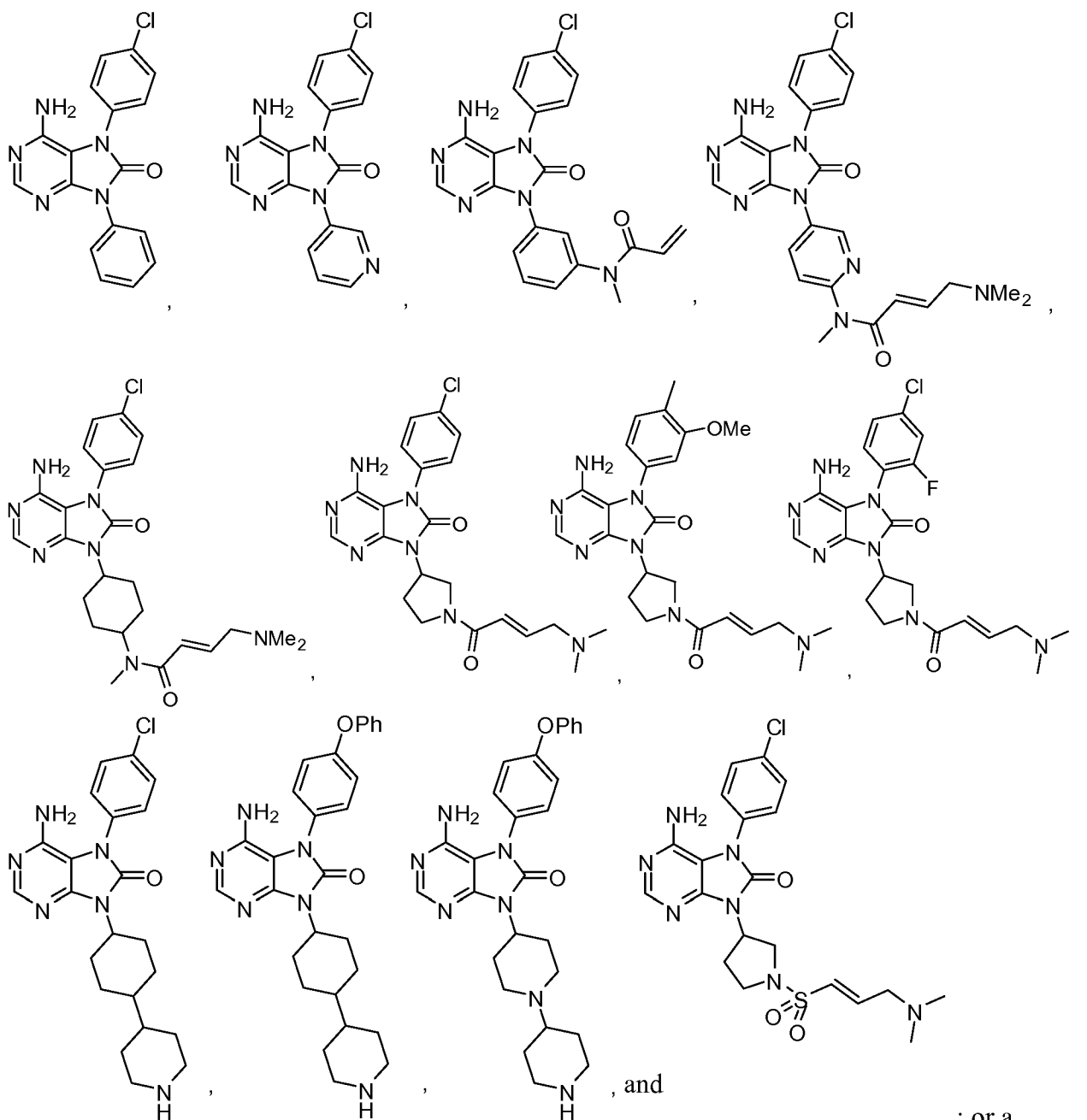
[00304] In a further embodiment of the aforementioned embodiments is a compound of Formula (IIIc), wherein n is 0. In some embodiments, n is 1. In some embodiments, n is 2. In some embodiments, n is 3. In some embodiments, n is 4. In a further embodiment of the aforementioned embodiments is a compound of Formula (IIIc), wherein p is 0. In some embodiments, p is 1. In some embodiments, p is 2.

[00305] Any combination of the groups described above for the various variables is contemplated herein. It is understood that substituents and substitution patterns on the compounds provided herein can be selected by one of ordinary skill in the art to provide

compounds that are chemically stable and that can be synthesized by techniques known in the art, as well as those set forth herein.

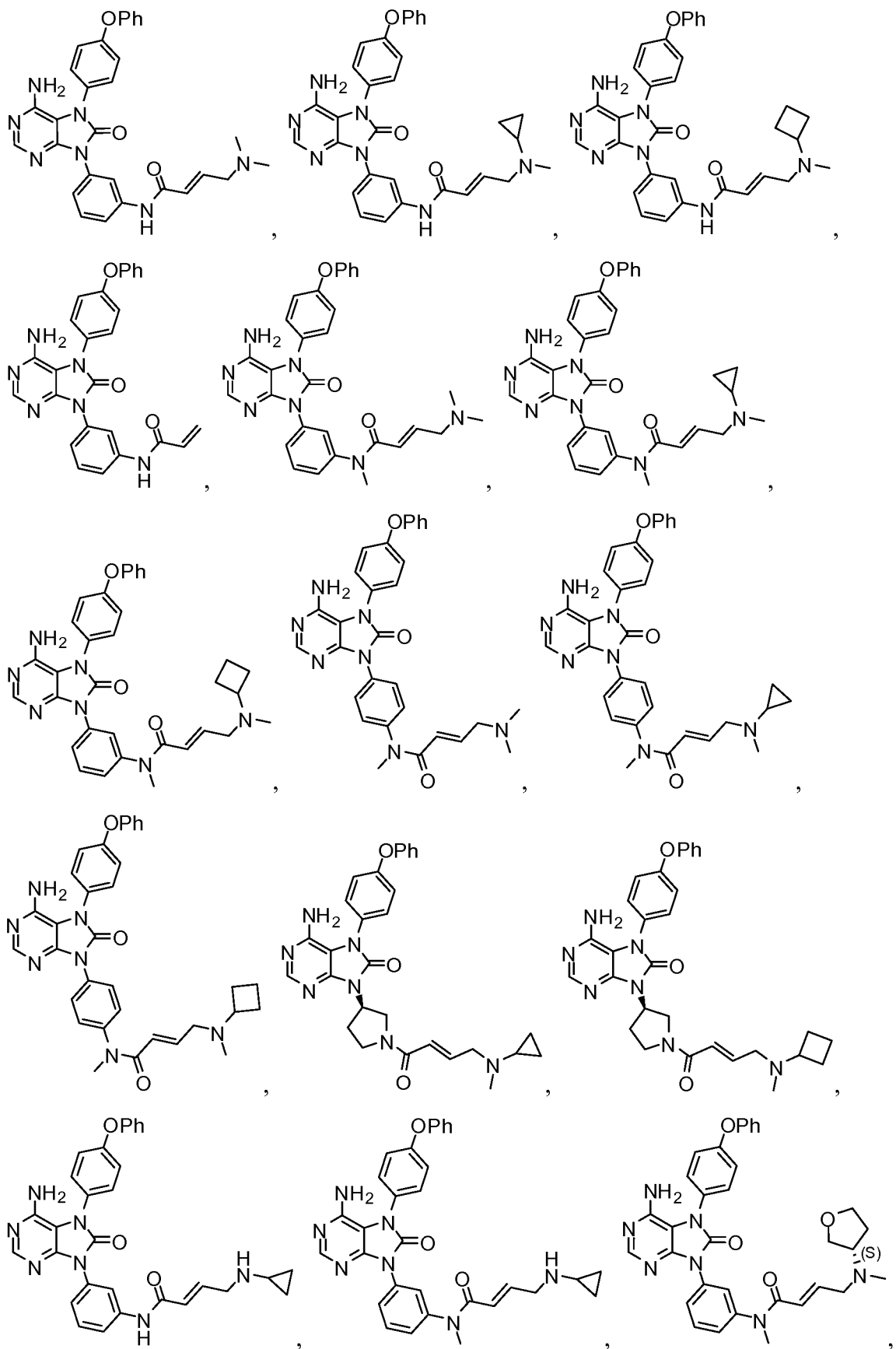
[00306] Further embodiments of compounds of Formula (I), (Ia), (Ib), (II), (IIa), (IIb), (III), (IIIa), (IIIb), and (IIIc) include, but are not limited to, compounds selected from the group consisting of:





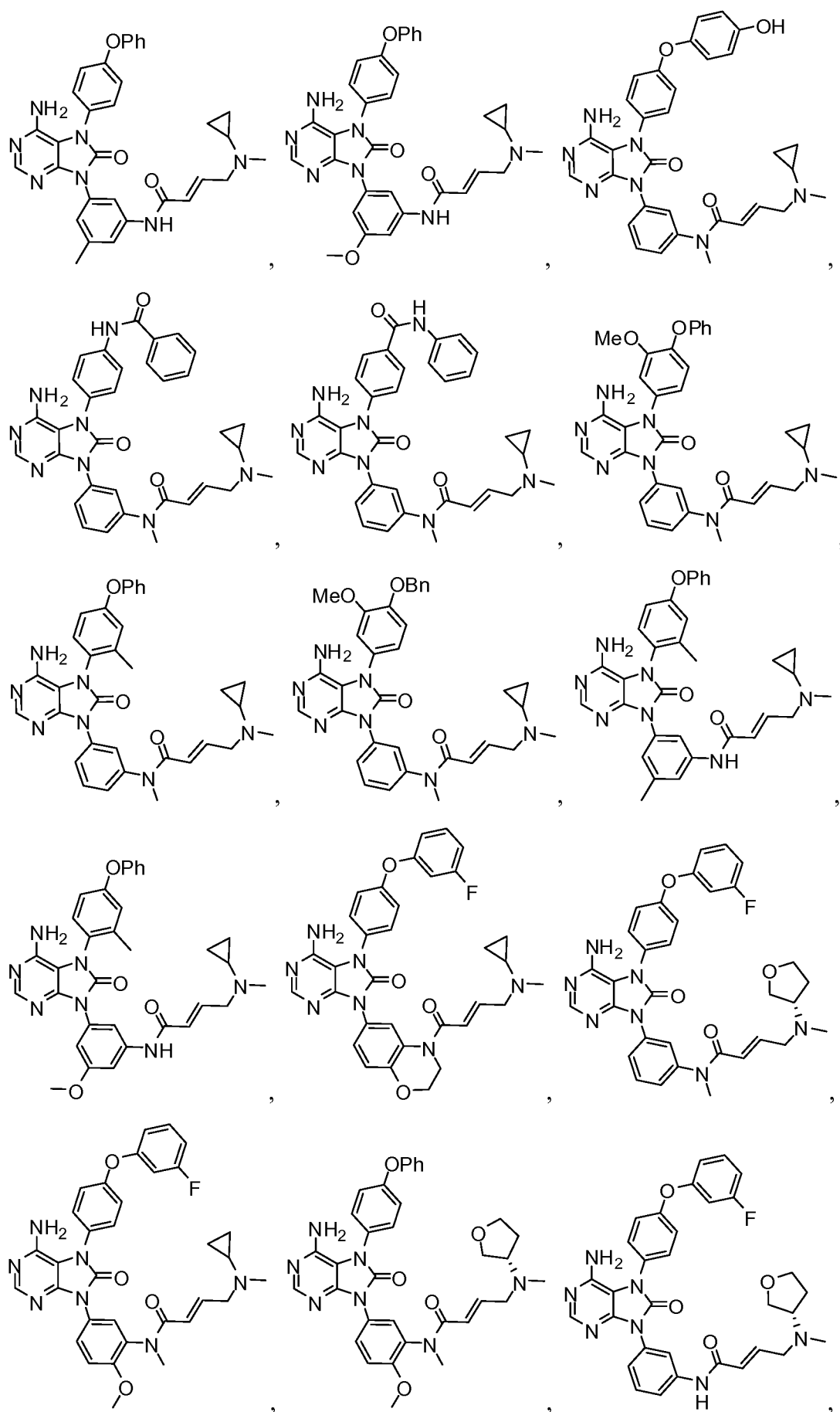
pharmaceutically acceptable salt thereof.

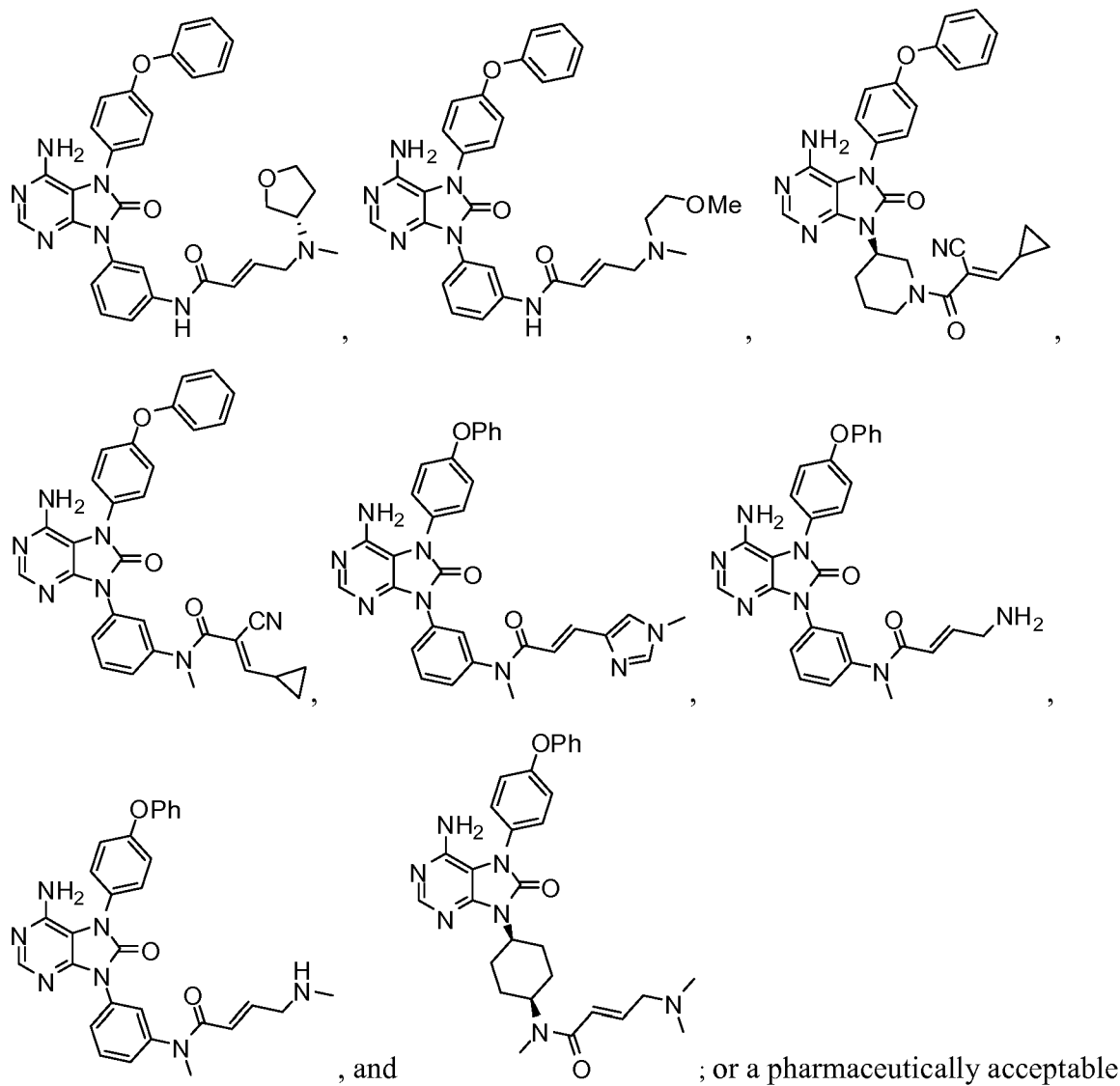
[00307] Further embodiments of compounds of Formula (I), (Ia), (Ib), (II), (IIa), (IIb), (III), (IIIa), (IIIb), and (IIIc) include, but are not limited to, compounds selected from the group consisting of:



20 Feb 2018

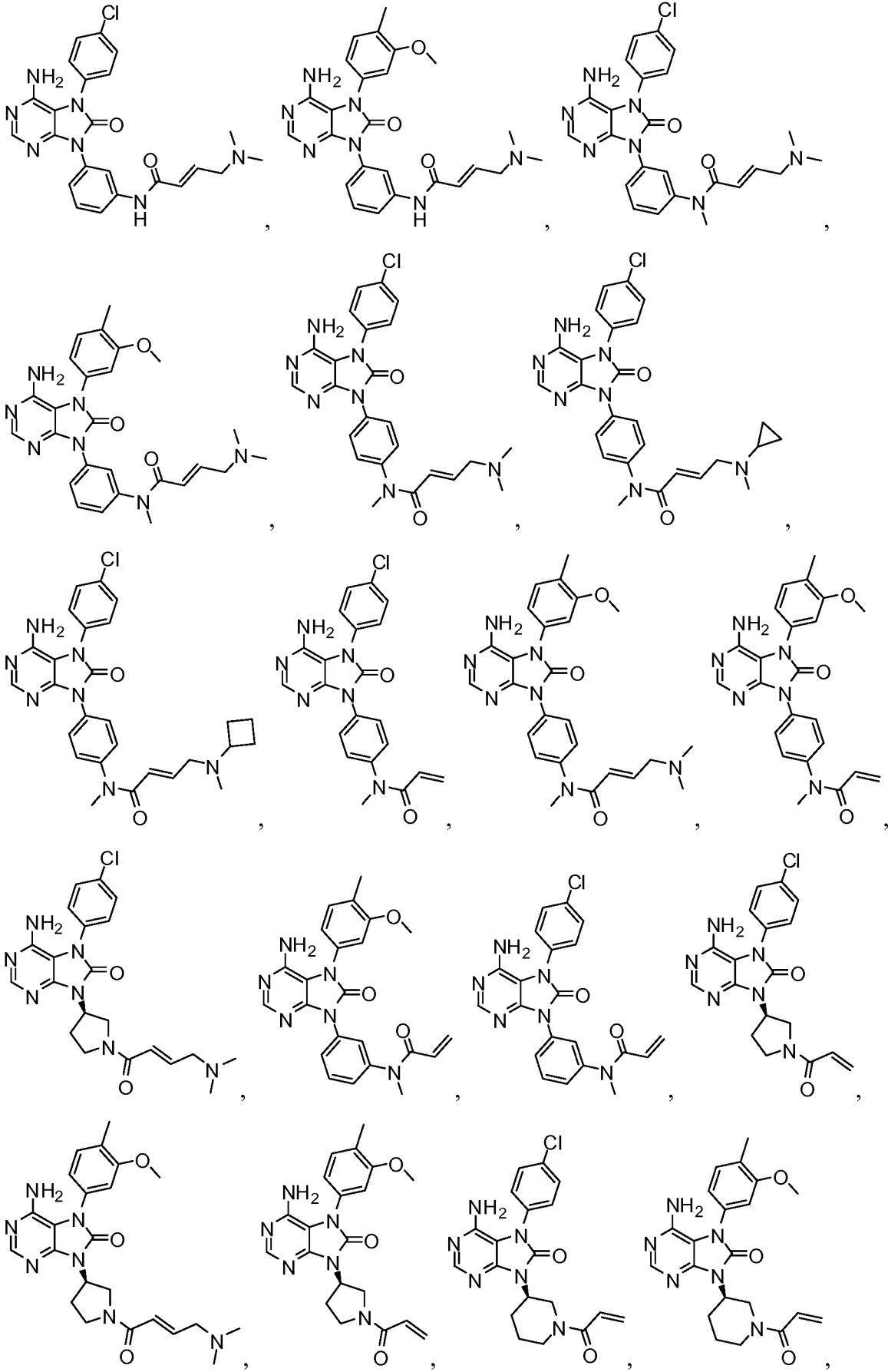
2018201203

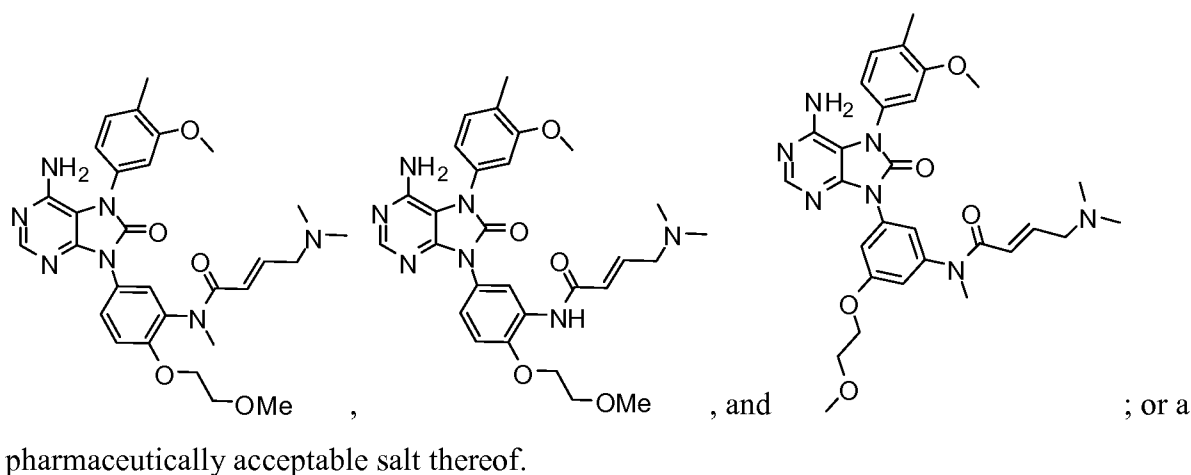




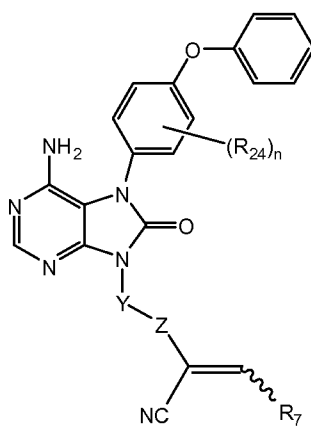
salt thereof.

[00308] Further embodiments of compounds of Formula (I), (Ia), (Ib), (II), (IIa), (IIb), (III), (IIIa), (IIIb), and (IIIc) include, but are not limited to, compounds selected from the group consisting of:

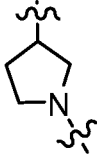

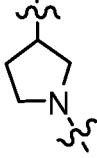
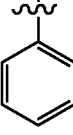
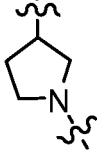

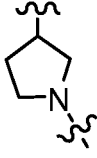
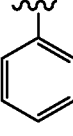


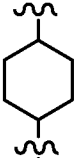
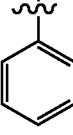
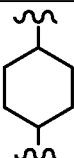

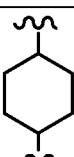
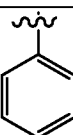
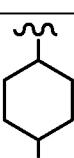

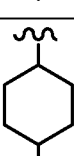
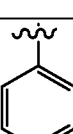





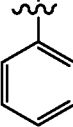
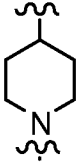

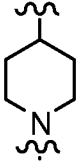
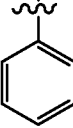
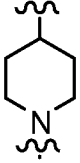

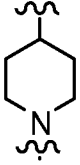
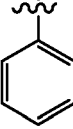
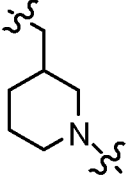

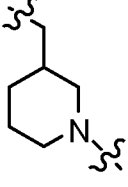
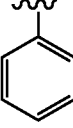
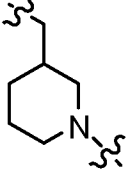



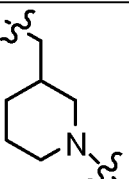
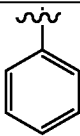
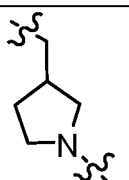
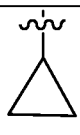
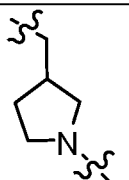
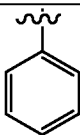
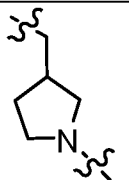

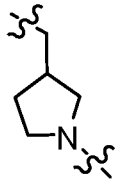
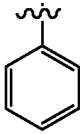
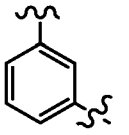

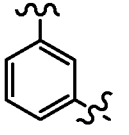
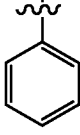
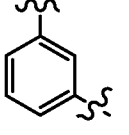

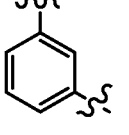
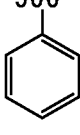
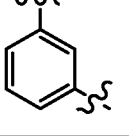

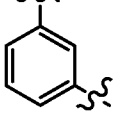
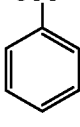
[00309] Further embodiments of compounds of Formula (I) or (II) include, but are not limited to, compounds selected from the group consisting of:

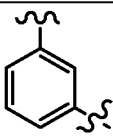

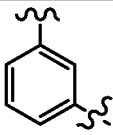
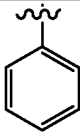
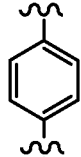

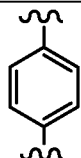
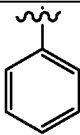
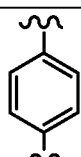

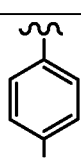
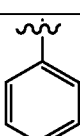
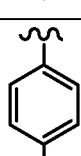

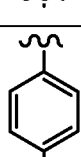
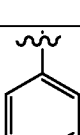
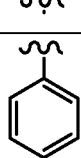
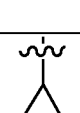
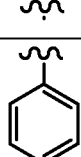
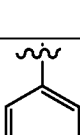


Y	Z	R ₇	n	R ₂₄
	-C(=O)		0	-
	-C(=O)		0	-
	-C(=O)		1	3-OCH ₃
	-C(=O)		1	3-OCH ₃

	-C(=O)		0	-
	-C(=O)		0	-
	-C(=O)		1	3-OCH ₃
	-C(=O)		1	3-OCH ₃
	-N(H)C(=O)		0	-
	-N(H)C(=O)		0	-
	-N(H)C(=O)		1	3-OCH ₃
	-N(H)C(=O)		1	3-OCH ₃
	-N(CH ₃)C(=O)		0	-
	-N(CH ₃)C(=O)		0	-

	-N(CH ₃)C(=O)		1	3-OCH ₃
	-N(CH ₃)C(=O)		1	3-OCH ₃
	-C(=O)		0	-
	-C(=O)		0	-
	-C(=O)		1	3-OCH ₃
	-C(=O)		1	3-OCH ₃
	-C(=O)		0	-
	-C(=O)		0	-
	-C(=O)		1	3-OCH ₃

	-C(=O)		1	3-OCH ₃
	-C(=O)		0	-
	-C(=O)		0	-
	-C(=O)		1	3-OCH ₃
	-C(=O)		1	3-OCH ₃
	-N(H)C(=O)		0	-
	-N(H)C(=O)		0	-
	-N(H)C(=O)		1	3-OCH ₃
	-N(H)C(=O)		1	3-OCH ₃
	-N(CH ₃)C(=O)		0	-
	-N(CH ₃)C(=O)		0	-

	-N(CH ₃)C(=O)		1	3-OCH ₃
	-N(CH ₃)C(=O)		1	3-OCH ₃
	-N(H)C(=O)		0	-
	-N(H)C(=O)		0	-
	-N(H)C(=O)		1	3-OCH ₃
	-N(H)C(=O)		1	3-OCH ₃
	-N(CH ₃)C(=O)		0	-
	-N(CH ₃)C(=O)		0	-
	-N(CH ₃)C(=O)		1	3-OCH ₃
	-N(CH ₃)C(=O)		1	3-OCH ₃

or a pharmaceutically acceptable salt thereof.

[00310] Throughout the specification, groups and substituents thereof can be chosen by one

skilled in the field to provide stable moieties and compounds.

[00311] In some embodiments, the compounds of Formula (I), and (III) reversibly inhibit Btk and in other embodiments are used to treat patients suffering from Bruton's tyrosine kinase-dependent or Bruton's tyrosine kinase mediated conditions or diseases, including, but not limited to, cancer, autoimmune and other inflammatory diseases.

[00312] In some embodiments, the compounds of Formula (I), (Ia), (Ib), (II), (IIa), (IIb), (III), (IIIa), (IIIb), and (IIIc) irreversibly inhibit Btk and in other embodiments are used to treat patients suffering from Bruton's tyrosine kinase-dependent or Bruton's tyrosine kinase mediated conditions or diseases, including, but not limited to, cancer, autoimmune and other inflammatory diseases.

Preparation of Compounds

[00313] Compounds of any of Formula (I), (Ia), (Ib), (II), (IIa), (IIb), (III), (IIIa), (IIIb), or (IIIc) may be synthesized using standard synthetic reactions known to those of skill in the art or using methods known in the art. The reactions can be employed in a linear sequence to provide the compounds or they may be used to synthesize fragments which are subsequently joined by the methods known in the art.

[00314] Described herein are compounds that inhibit the activity of tyrosine kinase(s), such as Btk, and processes for their preparation. Also described herein are pharmaceutically acceptable salts, pharmaceutically acceptable solvates, pharmaceutically active metabolites and pharmaceutically acceptable prodrugs of such compounds. Pharmaceutical compositions that include at least one such compound or a pharmaceutically acceptable salt, pharmaceutically acceptable solvate, pharmaceutically active metabolite or pharmaceutically acceptable prodrug of such compound, are provided.

[00315] The starting material used for the synthesis of the compounds described herein may be synthesized or can be obtained from commercial sources, such as, but not limited to, Aldrich Chemical Co. (Milwaukee, Wisconsin), Bachem (Torrance, California), or Sigma Chemical Co. (St. Louis, Mo.). The compounds described herein, and other related compounds having different substituents can be synthesized using techniques and materials known to those of skill in the art, such as described, for example, in March, *ADVANCED ORGANIC CHEMISTRY* 4th Ed., (Wiley 1992); Carey and Sundberg, *ADVANCED ORGANIC CHEMISTRY* 4th Ed., Vols. A and B (Plenum 2000, 2001); Green and Wuts, *PROTECTIVE GROUPS IN ORGANIC SYNTHESIS* 3rd Ed., (Wiley 1999); Fieser and Fieser's *Reagents for Organic Synthesis*, Volumes 1-17 (John Wiley and Sons, 1991); Rodd's *Chemistry of Carbon Compounds*, Volumes 1-5 and Supplementals (Elsevier Science Publishers, 1989); *Organic Reactions*, Volumes 1-40 (John Wiley and Sons, 1991); and Larock's *Comprehensive Organic Transformations* (VCH Publishers Inc., 1989). (all

of which are incorporated by reference in their entirety). Other methods for the synthesis of compounds described herein may be found in International Patent Publication No. WO 01/01982901, Arnold *et al. Bioorganic & Medicinal Chemistry Letters* 10 (2000) 2167-2170; Burchat *et al. Bioorganic & Medicinal Chemistry Letters* 12 (2002) 1687-1690. General methods for the preparation of compound as disclosed herein may be derived from known reactions in the field, and the reactions may be modified by the use of appropriate reagents and conditions, as would be recognized by the skilled person, for the introduction of the various moieties found in the formulae as provided herein.

[00316] The products of the reactions may be isolated and purified, if desired, using conventional techniques, including, but not limited to, filtration, distillation, crystallization, chromatography and the like. Such materials may be characterized using conventional means, including physical constants and spectral data.

[00317] Compounds described herein may be prepared as a single isomer or a mixture of isomers.

Further Forms of Compounds

[00318] Compounds disclosed herein have a structure of Formula (I), (Ia), (Ib), (II), (IIa), (IIb), (III), (IIIa), (IIIb), or (IIIc). It is understood that when reference is made to compounds described herein, it is meant to include compounds of any of Formula (I), (Ia), (Ib), (II), (IIa), (IIb), (III), (IIIa), (IIIb), or (IIIc), as well as to all of the specific compounds that fall within the scope of these generic formulae, unless otherwise indicated.

[00319] The compounds described herein may possess one or more stereocenters and each center may exist in the R or S configuration. The compounds presented herein include all diastereomeric, enantiomeric, and epimeric forms as well as the appropriate mixtures thereof. Stereoisomers may be obtained, if desired, by methods known in the art as, for example, the separation of stereoisomers by chiral chromatographic columns.

[00320] Diastereomeric mixtures can be separated into their individual diastereomers on the basis of their physical chemical differences by methods known, for example, by chromatography and/or fractional crystallization. In one embodiment, enantiomers can be separated by chiral chromatographic columns. In other embodiments, enantiomers can be separated by converting the enantiomeric mixture into a diastereomeric mixture by reaction with an appropriate optically active compound (e.g., alcohol), separating the diastereomers and converting (e.g., hydrolyzing) the individual diastereomers to the corresponding pure enantiomers. All such isomers, including diastereomers, enantiomers, and mixtures thereof are considered as part of the compositions described herein.

[00321] The methods and formulations described herein include the use of *N*-oxides, crystalline

forms (also known as polymorphs), or pharmaceutically acceptable salts of compounds described herein, as well as active metabolites of these compounds having the same type of activity. In some situations, compounds may exist as tautomers. All tautomers are included within the scope of the compounds presented herein. In addition, the compounds described herein can exist in unsolvated as well as solvated forms with pharmaceutically acceptable solvents such as water, ethanol, and the like. The solvated forms of the compounds presented herein are also considered to be disclosed herein.

[00322] Compounds of any of Formula (I), (Ia), (Ib), (II), (IIa), (IIb), (III), (IIIa), (IIIb), or (IIIc) in unoxidized form can be prepared from N-oxides of compounds of any of Formula (I), (Ia), (Ib), (II), (IIa), (IIb), (III), (IIIa), (IIIb), or (IIIc) by treating with a reducing agent, such as, but not limited to, sulfur, sulfur dioxide, triphenyl phosphine, lithium borohydride, sodium borohydride, phosphorus trichloride, tribromide, or the like in a suitable inert organic solvent, such as, but not limited to, acetonitrile, ethanol, aqueous dioxane, or the like at 0 to 80°C.

[00323] In some embodiments, compounds described herein are prepared as prodrugs. A “prodrug” refers to an agent that is converted into the parent drug *in vivo*. Prodrugs are often useful because, in some situations, they may be easier to administer than the parent drug. They may, for instance, be bioavailable by oral administration whereas the parent is not. The prodrug may also have improved solubility in pharmaceutical compositions over the parent drug. An example, without limitation, of a prodrug would be a compound described herein, which is administered as an ester (the “prodrug”) to facilitate transmittal across a cell membrane where water solubility is detrimental to mobility but which then is metabolically hydrolyzed to the carboxylic acid, the active entity, once inside the cell where water-solubility is beneficial. A further example of a prodrug might be a short peptide (polyaminoacid) bonded to an acid group where the peptide is metabolized to reveal the active moiety. In certain embodiments, upon *in vivo* administration, a prodrug is chemically converted to the biologically, pharmaceutically or therapeutically active form of the compound. In certain embodiments, a prodrug is enzymatically metabolized by one or more steps or processes to the biologically, pharmaceutically or therapeutically active form of the compound. To produce a prodrug, a pharmaceutically active compound is modified such that the active compound will be regenerated upon *in vivo* administration. The prodrug can be designed to alter the metabolic stability or the transport characteristics of a drug, to mask side effects or toxicity, to improve the flavor of a drug or to alter other characteristics or properties of a drug. By virtue of knowledge of pharmacodynamic processes and drug metabolism *in vivo*, those of skill in this art, once a pharmaceutically active compound is known, can design prodrugs of the compound. (see, for example, Nogrady (1985) *Medicinal Chemistry A Biochemical Approach*, Oxford University

Press, New York, pages 388-392; Silverman (1992), *The Organic Chemistry of Drug Design and Drug Action*, Academic Press, Inc., San Diego, pages 352-401, Saulnier *et al.*, (1994), *Bioorganic and Medicinal Chemistry Letters*, Vol. 4, p. 1985).

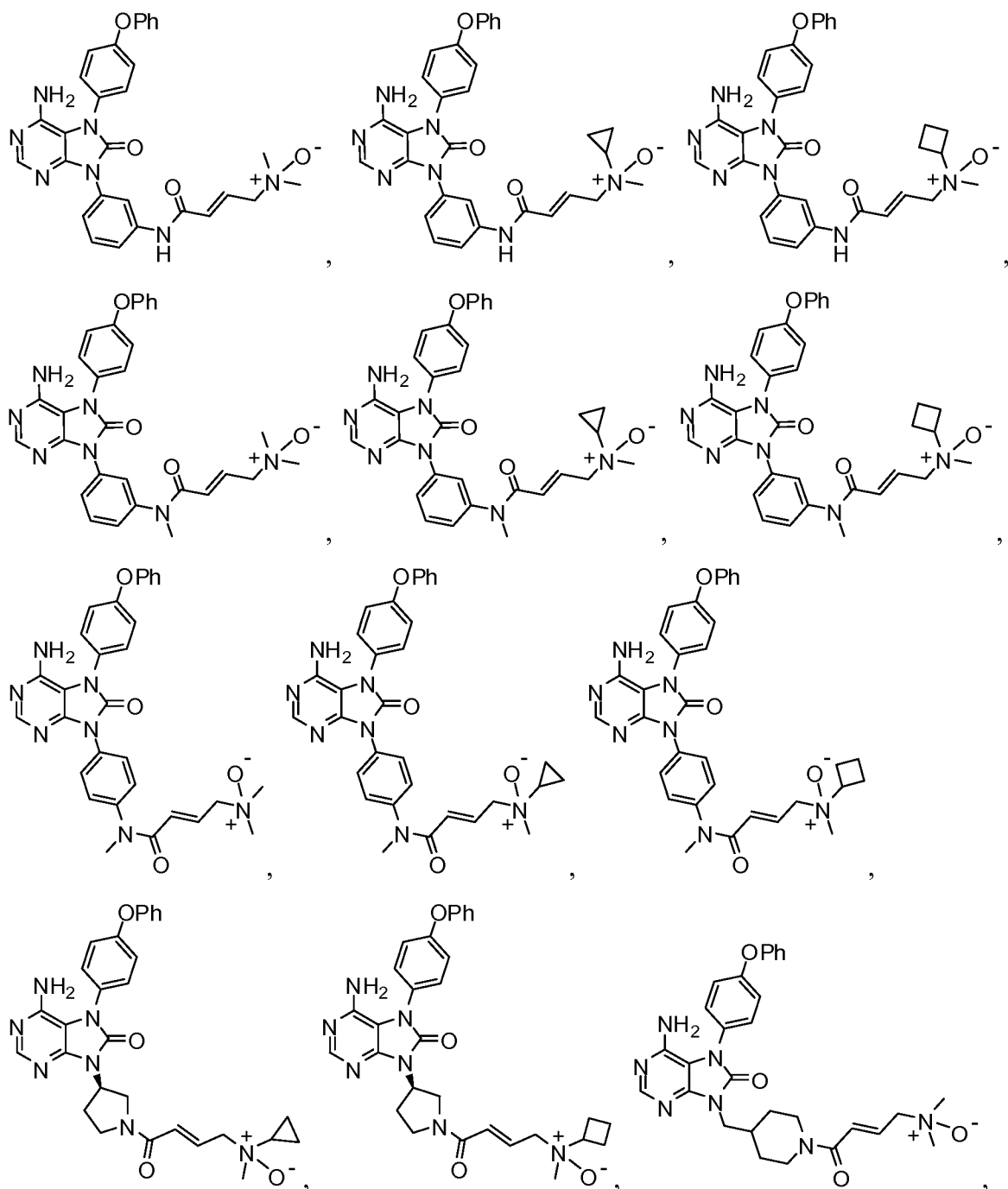
[00324] Prodrug forms of the herein described compounds, wherein the prodrug is metabolized *in vivo* to produce a derivative as set forth herein are included within the scope of the claims. In some cases, some of the herein-described compounds may be a prodrug for another derivative or active compound.

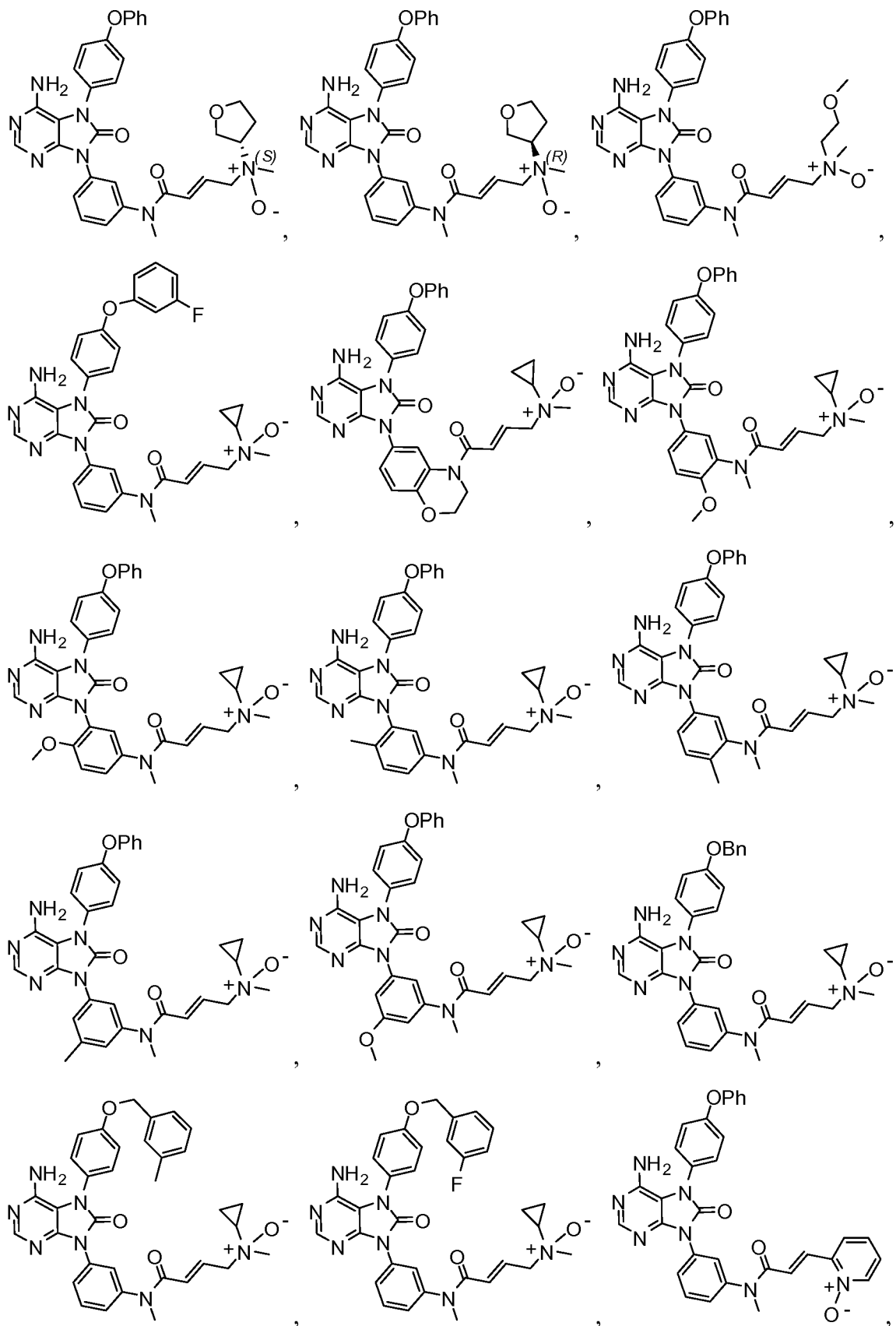
[00325] Prodrugs are often useful because, in some situations, they may be easier to administer than the parent drug. They may, for instance, be bioavailable by oral administration whereas the parent is not. The prodrug may also have improved solubility in pharmaceutical compositions over the parent drug. Prodrugs may be designed as reversible drug derivatives, for use as modifiers to enhance drug transport to site-specific tissues. In some embodiments, the design of a prodrug increases the effective water solubility. See, e.g., Fedorak *et al.*, *Am. J. Physiol.*, 269:G210-218 (1995); McLoed *et al.*, *Gastroenterol.*, 106:405-413 (1994); Hochhaus *et al.*, *Biomed. Chrom.*, 6:283-286 (1992); J. Larsen and H. Bundgaard, *Int. J. Pharmaceutics*, 37, 87 (1987); J. Larsen *et al.*, *Int. J. Pharmaceutics*, 47, 103 (1988); Sinkula *et al.*, *J. Pharm. Sci.*, 64:181-210 (1975); T. Higuchi and V. Stella, *Pro-drugs as Novel Delivery Systems*, Vol. 14 of the A.C.S. Symposium Series; and Edward B. Roche, *Bioreversible Carriers in Drug Design*, American Pharmaceutical Association and Pergamon Press, 1987, all incorporated herein in their entirety.

[00326] Sites on the aromatic ring portion of compounds of any of Formula (I), (Ia), (Ib), (II), (IIa), (IIb), (III), (IIIa), (IIIb), or (IIIc) can be susceptible to various metabolic reactions, therefore incorporation of appropriate substituents on the aromatic ring structures, such as, by way of example only, halogens can reduce, minimize or eliminate this metabolic pathway.

[00327] Compounds described herein include isotopically-labeled compounds, which are identical to those recited in the various formulas and structures presented herein, but for the fact that one or more atoms are replaced by an atom having an atomic mass or mass number different from the atomic mass or mass number usually found in nature. Examples of isotopes that can be incorporated into the present compounds include isotopes of hydrogen, carbon, nitrogen, oxygen, fluorine and chlorine, such as ^2H , ^3H , ^{13}C , ^{14}C , ^{15}N , ^{18}O , ^{17}O , ^{35}S , ^{18}F , ^{36}Cl , respectively. Certain isotopically-labeled compounds described herein, for example those into which radioactive isotopes such as ^3H and ^{14}C are incorporated, are useful in drug and/or substrate tissue distribution assays. Further, substitution with isotopes such as deuterium, i.e., ^2H , can afford certain therapeutic advantages resulting from greater metabolic stability, for example increased *in vivo* half-life or reduced dosage requirements.

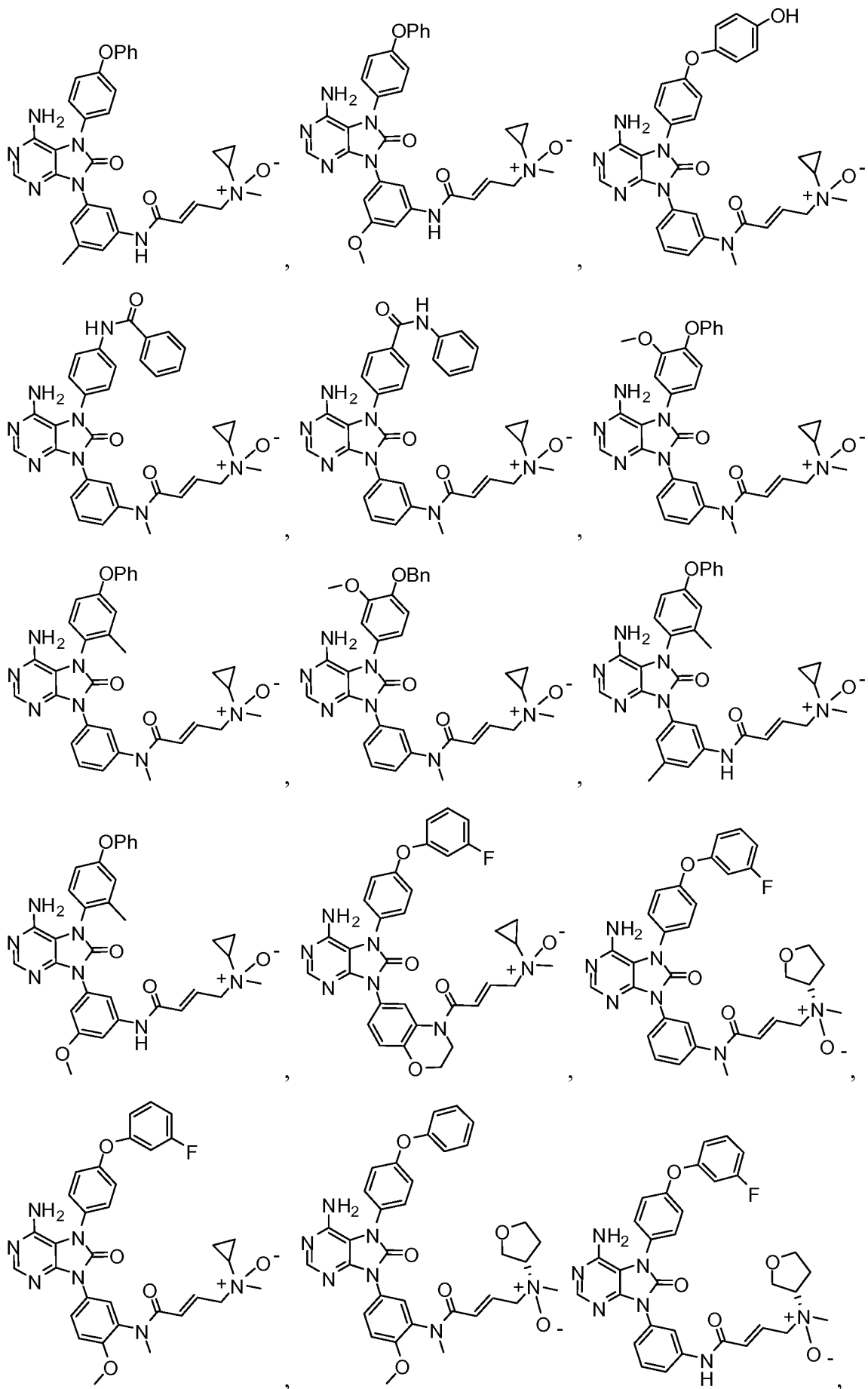
[00328] In additional or further embodiments, the compounds described herein are metabolized upon administration to an organism in need to produce a metabolite that is then used to produce a desired effect, including a desired therapeutic effect. In some embodiments, the metabolites of the compounds described herein are N-oxides. In some embodiments the metabolites of compounds of Formula (I), (Ia), (Ib), (II), (IIa), (IIb), (III), (IIIa), (IIIb), and (IIIc) include, but are not limited to, compounds selected from the group consisting of:

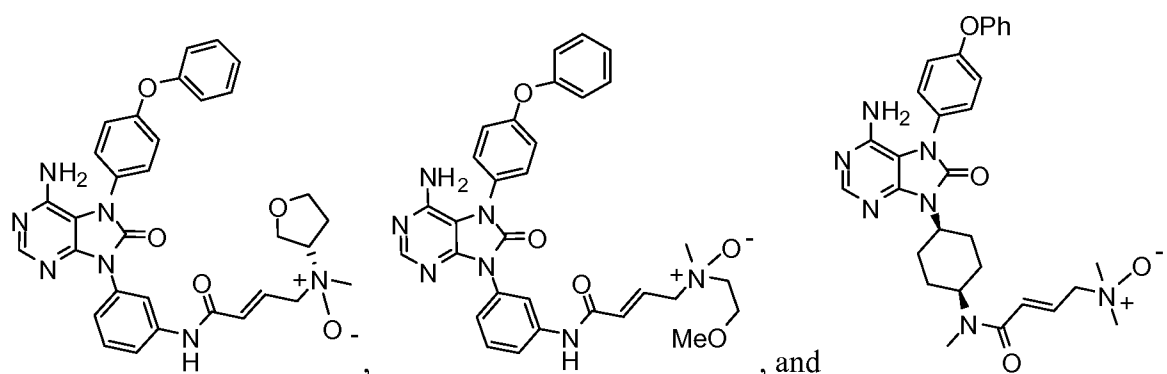




20 Feb 2018

2018201203





[00329] Compounds described herein may be formed as, and/or used as, pharmaceutically acceptable salts. The type of pharmaceutical acceptable salts, include, but are not limited to: (1) acid addition salts, formed by reacting the free base form of the compound with a pharmaceutically acceptable: inorganic acid such as hydrochloric acid, hydrobromic acid, sulfuric acid, nitric acid, phosphoric acid, metaphosphoric acid, and the like; or with an organic acid such as acetic acid, propionic acid, hexanoic acid, cyclopentanepropionic acid, glycolic acid, pyruvic acid, lactic acid, malonic acid, succinic acid, malic acid, maleic acid, fumaric acid, trifluoroacetic acid, tartaric acid, citric acid, benzoic acid, 3-(4-hydroxybenzoyl)benzoic acid, cinnamic acid, mandelic acid, methanesulfonic acid, ethanesulfonic acid, 1,2-ethanedisulfonic acid, 2-hydroxyethanesulfonic acid, benzenesulfonic acid, toluenesulfonic acid, 2-naphthalenesulfonic acid, 4-methylbicyclo-[2.2.2]oct-2-ene-1-carboxylic acid, glucoheptonic acid, 4,4'-methylenebis-(3-hydroxy-2-ene-1-carboxylic acid), 3-phenylpropionic acid, trimethylacetic acid, tertiary butylacetic acid, lauryl sulfuric acid, gluconic acid, glutamic acid, hydroxynaphthoic acid, salicylic acid, stearic acid, muconic acid, and the like; (2) salts formed when an acidic proton present in the parent compound either is replaced by a metal ion, e.g., an alkali metal ion (e.g. lithium, sodium, potassium), an alkaline earth ion (e.g. magnesium, or calcium), or an aluminum ion; or coordinates with an organic base. Acceptable organic bases include ethanolamine, diethanolamine, triethanolamine, tromethamine, N-methylglucamine, and the like. Acceptable inorganic bases include aluminum hydroxide, calcium hydroxide, potassium hydroxide, sodium carbonate, sodium hydroxide, and the like.

[00330] The corresponding counterions of the pharmaceutically acceptable salts may be analyzed and identified using various methods including, but not limited to, ion exchange chromatography, ion chromatography, capillary electrophoresis, inductively coupled plasma, atomic absorption spectroscopy, mass spectrometry, or any combination thereof.

[00331] The salts are recovered by using at least one of the following techniques: filtration, precipitation with a non-solvent followed by filtration, evaporation of the solvent, or, in the case of aqueous solutions, lyophilization.

[00332] It should be understood that a reference to a pharmaceutically acceptable salt includes

the solvent addition forms or crystal forms thereof, particularly solvates or polymorphs. Solvates contain either stoichiometric or non-stoichiometric amounts of a solvent, and may be formed during the process of crystallization with pharmaceutically acceptable solvents such as water, ethanol, and the like. Hydrates are formed when the solvent is water, or alcoholates are formed when the solvent is alcohol. Solvates of compounds described herein can be conveniently prepared or formed during the processes described herein. In addition, the compounds provided herein can exist in unsolvated as well as solvated forms. In general, the solvated forms are considered equivalent to the unsolvated forms for the purposes of the compounds and methods provided herein.

[00333] It should be understood that a reference to a salt includes the solvent addition forms or crystal forms thereof, particularly solvates or polymorphs. Solvates contain either stoichiometric or non-stoichiometric amounts of a solvent, and are often formed during the process of crystallization with pharmaceutically acceptable solvents such as water, ethanol, and the like. Hydrates are formed when the solvent is water, or alcoholates are formed when the solvent is alcohol. Polymorphs include the different crystal packing arrangements of the same elemental composition of a compound. Polymorphs usually have different X-ray diffraction patterns, infrared spectra, melting points, density, hardness, crystal shape, optical and electrical properties, stability, and solubility. Various factors such as the recrystallization solvent, rate of crystallization, and storage temperature may cause a single crystal form to dominate.

[00334] Compounds described herein may be in various forms, including but not limited to, amorphous forms, milled forms and nano-particulate forms. In addition, compounds described herein include crystalline forms, also known as polymorphs. Polymorphs include the different crystal packing arrangements of the same elemental composition of a compound. Polymorphs usually have different X-ray diffraction patterns, infrared spectra, melting points, density, hardness, crystal shape, optical and electrical properties, stability, and solubility. Various factors such as the recrystallization solvent, rate of crystallization, and storage temperature may cause a single crystal form to dominate.

[00335] The screening and characterization of the pharmaceutically acceptable salts, polymorphs and/or solvates may be accomplished using a variety of techniques including, but not limited to, thermal analysis, x-ray diffraction, spectroscopy, vapor sorption, and microscopy. Thermal analysis methods address thermo chemical degradation or thermo physical processes including, but not limited to, polymorphic transitions, and such methods are used to analyze the relationships between polymorphic forms, determine weight loss, to find the glass transition temperature, or for excipient compatibility studies. Such methods include, but are not limited to, Differential scanning calorimetry (DSC), Modulated Differential Scanning Calorimetry

(MDCS), Thermogravimetric analysis (TGA), and Thermogravimetric and Infrared analysis (TG/IR). X-ray diffraction methods include, but are not limited to, single crystal and powder diffractometers and synchrotron sources. The various spectroscopic techniques used include, but are not limited to, Raman, FTIR, UVIS, and NMR (liquid and solid state). The various microscopy techniques include, but are not limited to, polarized light microscopy, Scanning Electron Microscopy (SEM) with Energy Dispersive X-Ray Analysis (EDX), Environmental Scanning Electron Microscopy with EDX (in gas or water vapor atmosphere), IR microscopy, and Raman microscopy.

[00336] Throughout the specification, groups and substituents thereof can be chosen by one skilled in the field to provide stable moieties and compounds.

Pharmaceutical Composition/Formulation

[00337] Pharmaceutical compositions may be formulated in a conventional manner using one or more physiologically acceptable carriers including excipients and auxiliaries which facilitate processing of the active compounds into preparations which can be used pharmaceutically. Proper formulation is dependent upon the route of administration chosen. Any of the well-known techniques, carriers, and excipients may be used as suitable and as understood in the art. A summary of pharmaceutical compositions described herein may be found, for example, in *Remington: The Science and Practice of Pharmacy*, Nineteenth Ed (Easton, Pa.: Mack Publishing Company, 1995); Hoover, John E., *Remington's Pharmaceutical Sciences*, Mack Publishing Co., Easton, Pennsylvania 1975; Liberman, H.A. and Lachman, L., Eds., *Pharmaceutical Dosage Forms*, Marcel Decker, New York, N.Y., 1980; and *Pharmaceutical Dosage Forms and Drug Delivery Systems*, Seventh Ed. (Lippincott Williams & Wilkins 1999), herein incorporated by reference in their entirety.

[00338] A pharmaceutical composition, as used herein, refers to a mixture of a compound described herein, such as, for example, compounds of any of Formula (I), (Ia), (Ib), (II), (IIa), (IIb), (III), (IIIa), (IIIb), or (IIIc), with other chemical components, such as carriers, stabilizers, diluents, dispersing agents, suspending agents, thickening agents, and/or excipients. The pharmaceutical composition facilitates administration of the compound to an organism. In practicing the methods of treatment or use provided herein, therapeutically effective amounts of compounds described herein are administered in a pharmaceutical composition to a mammal having a disease, disorder, or condition to be treated. Preferably, the mammal is a human. A therapeutically effective amount can vary widely depending on the severity of the disease, the age and relative health of the subject, the potency of the compound used and other factors. The compounds can be used singly or in combination with one or more therapeutic agents as

components of mixtures.

[00339] In certain embodiments, compositions may also include one or more pH adjusting agents or buffering agents, including acids such as acetic, boric, citric, lactic, phosphoric and hydrochloric acids; bases such as sodium hydroxide, sodium phosphate, sodium borate, sodium citrate, sodium acetate, sodium lactate and tris-hydroxymethylaminomethane; and buffers such as citrate/dextrose, sodium bicarbonate and ammonium chloride. Such acids, bases and buffers are included in an amount required to maintain pH of the composition in an acceptable range.

[00340] In other embodiments, compositions may also include one or more salts in an amount required to bring osmolality of the composition into an acceptable range. Such salts include those having sodium, potassium or ammonium cations and chloride, citrate, ascorbate, borate, phosphate, bicarbonate, sulfate, thiosulfate or bisulfite anions; suitable salts include sodium chloride, potassium chloride, sodium thiosulfate, sodium bisulfite and ammonium sulfate.

[00341] The term “pharmaceutical combination” as used herein, means a product that results from the mixing or combining of more than one active ingredient and includes both fixed and non-fixed combinations of the active ingredients. The term “fixed combination” means that the active ingredients, e.g. a compound described herein and a co-agent, are both administered to a patient simultaneously in the form of a single entity or dosage. The term “non-fixed combination” means that the active ingredients, e.g. a compound described herein and a co-agent, are administered to a patient as separate entities either simultaneously, concurrently or sequentially with no specific intervening time limits, wherein such administration provides effective levels of the two compounds in the body of the patient. The latter also applies to cocktail therapy, e.g. the administration of three or more active ingredients.

[00342] The pharmaceutical formulations described herein can be administered to a subject by multiple administration routes, including but not limited to, oral, parenteral (e.g., intravenous, subcutaneous, intramuscular), intranasal, buccal, topical, rectal, or transdermal administration routes. The pharmaceutical formulations described herein include, but are not limited to, aqueous liquid dispersions, self-emulsifying dispersions, solid solutions, liposomal dispersions, aerosols, solid dosage forms, powders, immediate release formulations, controlled release formulations, fast melt formulations, tablets, capsules, pills, delayed release formulations, extended release formulations, pulsatile release formulations, multiparticulate formulations, and mixed immediate and controlled release formulations.

[00343] Pharmaceutical compositions including a compound described herein may be manufactured in a conventional manner, such as, by way of example only, by means of conventional mixing, dissolving, granulating, dragee-making, levigating, emulsifying, encapsulating, entrapping or compression processes.

[00344] The pharmaceutical compositions will include at least one compound described herein, such as, for example, a compound of any of Formula (I), (Ia), (Ib), (II), (IIa), (IIb), (III), (IIIa), (IIIb), or (IIIc), as an active ingredient in free-acid or free-base form, or in a pharmaceutically acceptable salt form. In addition, the methods and pharmaceutical compositions described herein include the use of *N*-oxides, crystalline forms (also known as polymorphs), as well as active metabolites of these compounds having the same type of activity. In some situations, compounds may exist as tautomers. All tautomers are included within the scope of the compounds presented herein. Additionally, the compounds described herein can exist in unsolvated as well as solvated forms with pharmaceutically acceptable solvents such as water, ethanol, and the like. The solvated forms of the compounds presented herein are also considered to be disclosed herein.

[00345] “Antifoaming agents” reduce foaming during processing which can result in coagulation of aqueous dispersions, bubbles in the finished film, or generally impair processing. Exemplary anti-foaming agents include silicon emulsions or sorbitan sesquoleate.

[00346] “Antioxidants” include, for example, butylated hydroxytoluene (BHT), sodium ascorbate, ascorbic acid, sodium metabisulfite and tocopherol. In certain embodiments, antioxidants enhance chemical stability where required.

[00347] In certain embodiments, compositions provided herein may also include one or more preservatives to inhibit microbial activity. Suitable preservatives include mercury-containing substances such as merfen and thiomersal; stabilized chlorine dioxide; and quaternary ammonium compounds such as benzalkonium chloride, cetyltrimethylammonium bromide and cetylpyridinium chloride.

[00348] Formulations described herein may benefit from antioxidants, metal chelating agents, thiol containing compounds and other general stabilizing agents. Examples of such stabilizing agents, include, but are not limited to: (a) about 0.5% to about 2% w/v glycerol, (b) about 0.1% to about 1% w/v methionine, (c) about 0.1% to about 2% w/v monothioglycerol, (d) about 1 mM to about 10 mM EDTA, (e) about 0.01% to about 2% w/v ascorbic acid, (f) 0.003% to about 0.02% w/v polysorbate 80, (g) 0.001% to about 0.05% w/v. polysorbate 20, (h) arginine, (i) heparin, (j) dextran sulfate, (k) cyclodextrins, (l) pentosan polysulfate and other heparinoids, (m) divalent cations such as magnesium and zinc; or (n) combinations thereof.

[00349] “Binders” impart cohesive qualities and include, e.g., alginic acid and salts thereof; cellulose derivatives such as carboxymethylcellulose, methylcellulose (e.g., Methocel[®]), hydroxypropylmethylcellulose, hydroxyethylcellulose, hydroxypropylcellulose (e.g., Klucel[®]), ethylcellulose (e.g., Ethocel[®]), and microcrystalline cellulose (e.g., Avicel[®]); microcrystalline dextrose; amylose; magnesium aluminum silicate; polysaccharide acids; bentonites; gelatin; polyvinylpyrrolidone/vinyl acetate copolymer; crosspovidone; povidone; starch; pregelatinized

starch; tragacanth, dextrin, a sugar, such as sucrose (e.g., Dipac[®]), glucose, dextrose, molasses, mannitol, sorbitol, xylitol (e.g., Xylitab[®]), and lactose; a natural or synthetic gum such as acacia, tragacanth, ghatti gum, mucilage of isapol husks, polyvinylpyrrolidone (e.g., Polyvidone[®] CL, Kollidon[®] CL, Polyplasdone[®] XL-10), larch arabogalactan, Veegum[®], polyethylene glycol, waxes, sodium alginate, and the like.

[00350] A “carrier” or “carrier materials” include any commonly used excipients in pharmaceuticals and should be selected on the basis of compatibility with compounds disclosed herein, such as, compounds of any of Formula (I), (Ia), (Ib), (II), (IIa), (IIb), (III), (IIIa), (IIIb), or (IIIc), and the release profile properties of the desired dosage form. Exemplary carrier materials include, e.g., binders, suspending agents, disintegration agents, filling agents, surfactants, solubilizers, stabilizers, lubricants, wetting agents, diluents, and the like.

“Pharmaceutically compatible carrier materials” may include, but are not limited to, acacia, gelatin, colloidal silicon dioxide, calcium glycerophosphate, calcium lactate, maltodextrin, glycerine, magnesium silicate, polyvinylpyrrolidone (PVP), cholesterol, cholesterol esters, sodium caseinate, soy lecithin, taurocholic acid, phosphatidylcholine, sodium chloride, tricalcium phosphate, dipotassium phosphate, cellulose and cellulose conjugates, sugars sodium stearoyl lactylate, carrageenan, monoglyceride, diglyceride, pregelatinized starch, and the like. See, e.g., *Remington: The Science and Practice of Pharmacy*, Nineteenth Ed (Easton, Pa.: Mack Publishing Company, 1995); Hoover, John E., *Remington’s Pharmaceutical Sciences*, Mack Publishing Co., Easton, Pennsylvania 1975; Liberman, H.A. and Lachman, L., Eds., *Pharmaceutical Dosage Forms*, Marcel Decker, New York, N.Y., 1980; and *Pharmaceutical Dosage Forms and Drug Delivery Systems*, Seventh Ed. (Lippincott Williams & Wilkins 1999).

[00351] “Dispersing agents,” and/or “viscosity modulating agents” include materials that control the diffusion and homogeneity of a drug through liquid media or a granulation method or blend method. In some embodiments, these agents also facilitate the effectiveness of a coating or eroding matrix. Exemplary diffusion facilitators/dispersing agents include, e.g., hydrophilic polymers, electrolytes, Tween[®] 60 or 80, PEG, polyvinylpyrrolidone (PVP; commercially known as Plasdone[®]), and the carbohydrate-based dispersing agents such as, for example, hydroxypropyl celluloses (e.g., HPC, HPC-SL, and HPC-L), hydroxypropyl methylcelluloses (e.g., HPMC K100, HPMC K4M, HPMC K15M, and HPMC K100M), carboxymethylcellulose sodium, methylcellulose, hydroxyethylcellulose, hydroxypropylcellulose, hydroxypropylmethylcellulose phthalate, hydroxypropylmethylcellulose acetate stearate (HPMCAS), noncrystalline cellulose, magnesium aluminum silicate, triethanolamine, polyvinyl alcohol (PVA), vinyl pyrrolidone/vinyl acetate copolymer (S630), 4-(1,1,3,3-tetramethylbutyl)-phenol polymer with ethylene oxide and formaldehyde (also known as tyloxapol), poloxamers

(e.g., Pluronic F68[®], F88[®], and F108[®], which are block copolymers of ethylene oxide and propylene oxide); and poloxamines (e.g., Tetronic 908[®], also known as Poloxamine 908[®], which is a tetrafunctional block copolymer derived from sequential addition of propylene oxide and ethylene oxide to ethylenediamine (BASF Corporation, Parsippany, N.J.)), polyvinylpyrrolidone K12, polyvinylpyrrolidone K17, polyvinylpyrrolidone K25, or polyvinylpyrrolidone K30, polyvinylpyrrolidone/vinyl acetate copolymer (S-630), polyethylene glycol, e.g., the polyethylene glycol can have a molecular weight of about 300 to about 6000, or about 3350 to about 4000, or about 7000 to about 5400, sodium carboxymethylcellulose, methylcellulose, polysorbate-80, sodium alginate, gums, such as, e.g., gum tragacanth and gum acacia, guar gum, xanthans, including xanthan gum, sugars, cellulose, such as, e.g., sodium carboxymethylcellulose, methylcellulose, sodium carboxymethylcellulose, polysorbate-80, sodium alginate, polyethoxylated sorbitan monolaurate, polyethoxylated sorbitan monolaurate, povidone, carbomers, polyvinyl alcohol (PVA), alginates, chitosans and combinations thereof. Plasticizers such as cellulose or triethyl cellulose can also be used as dispersing agents. Dispersing agents particularly useful in liposomal dispersions and self-emulsifying dispersions are dimyristoyl phosphatidyl choline, natural phosphatidyl choline from eggs, natural phosphatidyl glycerol from eggs, cholesterol and isopropyl myristate.

[00352] Combinations of one or more erosion facilitator with one or more diffusion facilitator can also be used in the present compositions.

[00353] The term “diluent” refers to chemical compounds that are used to dilute the compound of interest prior to delivery. Diluents can also be used to stabilize compounds because they can provide a more stable environment. Salts dissolved in buffered solutions (which also can provide pH control or maintenance) are utilized as diluents in the art, including, but not limited to a phosphate buffered saline solution. In certain embodiments, diluents increase bulk of the composition to facilitate compression or create sufficient bulk for homogenous blend for capsule filling. Such compounds include e.g., lactose, starch, mannitol, sorbitol, dextrose, microcrystalline cellulose such as Avicel[®]; dibasic calcium phosphate, dicalcium phosphate dihydrate; tricalcium phosphate, calcium phosphate; anhydrous lactose, spray-dried lactose; pregelatinized starch, compressible sugar, such as Di-Pac[®] (Amstar); mannitol, hydroxypropylmethylcellulose, hydroxypropylmethylcellulose acetate stearate, sucrose-based diluents, confectioner’s sugar; monobasic calcium sulfate monohydrate, calcium sulfate dihydrate; calcium lactate trihydrate, dextrans; hydrolyzed cereal solids, amylose; powdered cellulose, calcium carbonate; glycine, kaolin; mannitol, sodium chloride; inositol, bentonite, and the like.

[00354] The term “disintegrate” includes both the dissolution and dispersion of the dosage form

when contacted with gastrointestinal fluid. “Disintegration agents or disintegrants” facilitate the breakup or disintegration of a substance. Examples of disintegration agents include a starch, e.g., a natural starch such as corn starch or potato starch, a pregelatinized starch such as National 1551 or Amijel[®], or sodium starch glycolate such as Promogel[®] or Explotab[®], a cellulose such as a wood product, methylcrystalline cellulose, e.g., Avicel[®], Avicel[®] PH101, Avicel[®] PH102, Avicel[®] PH105, Elcema[®] P100, Emcocel[®], Vivacel[®], Ming Tia[®], and Solka-Floc[®], methylcellulose, croscarmellose, or a cross-linked cellulose, such as cross-linked sodium carboxymethylcellulose (Ac-Di-Sol[®]), cross-linked carboxymethylcellulose, or cross-linked croscarmellose, a cross-linked starch such as sodium starch glycolate, a cross-linked polymer such as crosspovidone, a cross-linked polyvinylpyrrolidone, alginate such as alginic acid or a salt of alginic acid such as sodium alginate, a clay such as Veegum[®] HV (magnesium aluminum silicate), a gum such as agar, guar, locust bean, Karaya, pectin, or tragacanth, sodium starch glycolate, bentonite, a natural sponge, a surfactant, a resin such as a cation-exchange resin, citrus pulp, sodium lauryl sulfate, sodium lauryl sulfate in combination starch, and the like.

[00355] “Drug absorption” or “absorption” typically refers to the process of movement of drug from site of administration of a drug across a barrier into a blood vessel or the site of action, e.g., a drug moving from the gastrointestinal tract into the portal vein or lymphatic system.

[00356] An “enteric coating” is a substance that remains substantially intact in the stomach but dissolves and releases the drug in the small intestine or colon. Generally, the enteric coating comprises a polymeric material that prevents release in the low pH environment of the stomach but that ionizes at a higher pH, typically a pH of 6 to 7, and thus dissolves sufficiently in the small intestine or colon to release the active agent therein.

[00357] “Erosion facilitators” include materials that control the erosion of a particular material in gastrointestinal fluid. Erosion facilitators are generally known to those of ordinary skill in the art. Exemplary erosion facilitators include, e.g., hydrophilic polymers, electrolytes, proteins, peptides, and amino acids.

[00358] “Filling agents” include compounds such as lactose, calcium carbonate, calcium phosphate, dibasic calcium phosphate, calcium sulfate, microcrystalline cellulose, cellulose powder, dextrose, dextrans, dextran, starches, pregelatinized starch, sucrose, xylitol, lactitol, mannitol, sorbitol, sodium chloride, polyethylene glycol, and the like.

[00359] “Flavoring agents” and/or “sweeteners” useful in the formulations described herein, include, e.g., acacia syrup, acesulfame K, alitame, anise, apple, aspartame, banana, Bavarian cream, berry, black currant, butterscotch, calcium citrate, camphor, caramel, cherry, cherry cream, chocolate, cinnamon, bubble gum, citrus, citrus punch, citrus cream, cotton candy, cocoa, cola, cool cherry, cool citrus, cyclamate, cynamate, dextrose, eucalyptus, eugenol, fructose, fruit

punch, ginger, glycyrrhinate, glycyrrhiza (licorice) syrup, grape, grapefruit, honey, isomalt, lemon, lime, lemon cream, monoammonium glycyrrhizinate (MagnaSweet[®]), maltol, mannitol, maple, marshmallow, menthol, mint cream, mixed berry, neohesperidine DC, neotame, orange, pear, peach, peppermint, peppermint cream, Prosweet[®] Powder, raspberry, root beer, rum, saccharin, safrole, sorbitol, spearmint, spearmint cream, strawberry, strawberry cream, stevia, sucralose, sucrose, sodium saccharin, saccharin, aspartame, acesulfame potassium, mannitol, talin, xylitol, sucralose, sorbitol, Swiss cream, tagatose, tangerine, thaumatin, tutti frutti, vanilla, walnut, watermelon, wild cherry, wintergreen, xylitol, or any combination of these flavoring ingredients, e.g., anise-menthol, cherry-anise, cinnamon-orange, cherry-cinnamon, chocolate-mint, honey-lemon, lemon-lime, lemon-mint, menthol-eucalyptus, orange-cream, vanilla-mint, and mixtures thereof.

[00360] “Lubricants” and “glidants” are compounds that prevent, reduce or inhibit adhesion or friction of materials. Exemplary lubricants include, e.g., stearic acid, calcium hydroxide, talc, sodium stearyl fumarate, a hydrocarbon such as mineral oil, or hydrogenated vegetable oil such as hydrogenated soybean oil (Sterotex[®]), higher fatty acids and their alkali-metal and alkaline earth metal salts, such as aluminum, calcium, magnesium, zinc, stearic acid, sodium stearates, glycerol, talc, waxes, Stearowet[®], boric acid, sodium benzoate, sodium acetate, sodium chloride, leucine, a polyethylene glycol (e.g., PEG-4000) or a methoxypolyethylene glycol such as Carbowax[™], sodium oleate, sodium benzoate, glyceryl behenate, polyethylene glycol, magnesium or sodium lauryl sulfate, colloidal silica such as Syloid[™], Cab-O-Sil[®], a starch such as corn starch, silicone oil, a surfactant, and the like.

[00361] A “measurable serum concentration” or “measurable plasma concentration” describes the blood serum or blood plasma concentration, typically measured in mg, µg, or ng of therapeutic agent per ml, dl, or l of blood serum, absorbed into the bloodstream after administration. As used herein, measurable plasma concentrations are typically measured in ng/ml or µg/ml.

[00362] “Pharmacodynamics” refers to the factors which determine the biologic response observed relative to the concentration of drug at a site of action.

[00363] “Pharmacokinetics” refers to the factors which determine the attainment and maintenance of the appropriate concentration of drug at a site of action.

[00364] “Plasticizers” are compounds used to soften the microencapsulation material or film coatings to make them less brittle. Suitable plasticizers include, e.g., polyethylene glycols such as PEG 300, PEG 400, PEG 600, PEG 1450, PEG 3350, and PEG 800, stearic acid, propylene glycol, oleic acid, triethyl cellulose and triacetin. In some embodiments, plasticizers can also function as dispersing agents or wetting agents.

[00365] “Solubilizers” include compounds such as triacetin, triethylcitrate, ethyl oleate, ethyl caprylate, sodium lauryl sulfate, sodium docusate, vitamin E TPGS, dimethylacetamide, N-methylpyrrolidone, N-hydroxyethylpyrrolidone, polyvinylpyrrolidone, hydroxypropylmethyl cellulose, hydroxypropyl cyclodextrins, ethanol, n-butanol, isopropyl alcohol, cholesterol, bile salts, polyethylene glycol 200-600, glycofurol, transcitol, propylene glycol, and dimethyl isosorbide and the like.

[00366] “Stabilizers” include compounds such as any antioxidation agents, buffers, acids, preservatives and the like.

[00367] “Steady state,” as used herein, is when the amount of drug administered is equal to the amount of drug eliminated within one dosing interval resulting in a plateau or constant plasma drug exposure.

[00368] “Suspending agents” include compounds such as polyvinylpyrrolidone, e.g., polyvinylpyrrolidone K12, polyvinylpyrrolidone K17, polyvinylpyrrolidone K25, or polyvinylpyrrolidone K30, vinyl pyrrolidone/vinyl acetate copolymer (S630), polyethylene glycol, e.g., the polyethylene glycol can have a molecular weight of about 300 to about 6000, or about 3350 to about 4000, or about 7000 to about 5400, sodium carboxymethylcellulose, methylcellulose, hydroxypropylmethylcellulose, hydroxymethylcellulose acetate stearate, polysorbate-80, hydroxyethylcellulose, sodium alginate, gums, such as, e.g., gum tragacanth and gum acacia, guar gum, xanthans, including xanthan gum, sugars, cellulosics, such as, e.g., sodium carboxymethylcellulose, methylcellulose, sodium carboxymethylcellulose, hydroxypropylmethylcellulose, hydroxyethylcellulose, polysorbate-80, sodium alginate, polyethoxylated sorbitan monolaurate, polyethoxylated sorbitan monolaurate, povidone and the like.

[00369] “Surfactants” include compounds such as sodium lauryl sulfate, sodium docusate, Tween 60 or 80, triacetin, vitamin E TPGS, sorbitan monooleate, polyoxyethylene sorbitan monooleate, polysorbates, polaxomers, bile salts, glyceryl monostearate, copolymers of ethylene oxide and propylene oxide, e.g., Pluronic[®] (BASF), and the like. Some other surfactants include polyoxyethylene fatty acid glycerides and vegetable oils, e.g., polyoxyethylene (60) hydrogenated castor oil; and polyoxyethylene alkylethers and alkylphenyl ethers, e.g., octoxynol 10, octoxynol 40. In some embodiments, surfactants may be included to enhance physical stability or for other purposes.

[00370] “Viscosity enhancing agents” include, e.g., methyl cellulose, xanthan gum, carboxymethyl cellulose, hydroxypropyl cellulose, hydroxypropylmethyl cellulose, hydroxypropylmethyl cellulose acetate stearate, hydroxypropylmethyl cellulose phthalate, carbomer, polyvinyl alcohol, alginates, acacia, chitosans and combinations thereof.

[00371] “Wetting agents” include compounds such as oleic acid, glyceryl monostearate, sorbitan monooleate, sorbitan monolaurate, triethanolamine oleate, polyoxyethylene sorbitan monooleate, polyoxyethylene sorbitan monolaurate, sodium docusate, sodium oleate, sodium lauryl sulfate, sodium docusate, triacetin, Tween 80, vitamin E TPGS, ammonium salts and the like.

Dosage Forms

[00372] The compositions described herein can be formulated for administration to a subject via any conventional means including, but not limited to, oral, parenteral (e.g., intravenous, subcutaneous, or intramuscular), buccal, intranasal, rectal or transdermal administration routes. As used herein, the term “subject” is used to mean an animal, preferably a mammal, including a human or non-human. The terms patient and subject may be used interchangeably.

[00373] Moreover, the pharmaceutical compositions described herein, which include a compound of any of Formula (I), (Ia), (Ib), (II), (IIa), (IIb), (III), (IIIa), (IIIb), or (IIIc) can be formulated into any suitable dosage form, including but not limited to, aqueous oral dispersions, liquids, gels, syrups, elixirs, slurries, suspensions and the like, for oral ingestion by a patient to be treated, solid oral dosage forms, aerosols, controlled release formulations, fast melt formulations, effervescent formulations, lyophilized formulations, tablets, powders, pills, dragees, capsules, delayed release formulations, extended release formulations, pulsatile release formulations, multiparticulate formulations, and mixed immediate release and controlled release formulations.

[00374] Pharmaceutical preparations for oral use can be obtained by mixing one or more solid excipient with one or more of the compounds described herein, optionally grinding the resulting mixture, and processing the mixture of granules, after adding suitable auxiliaries, if desired, to obtain tablets or dragee cores. Suitable excipients include, for example, fillers such as sugars, including lactose, sucrose, mannitol, or sorbitol; cellulose preparations such as, for example, maize starch, wheat starch, rice starch, potato starch, gelatin, gum tragacanth, methylcellulose, microcrystalline cellulose, hydroxypropylmethylcellulose, sodium carboxymethylcellulose; or others such as: polyvinylpyrrolidone (PVP or povidone) or calcium phosphate. If desired, disintegrating agents may be added, such as the cross-linked croscarmellose sodium, polyvinylpyrrolidone, agar, or alginic acid or a salt thereof such as sodium alginate.

[00375] Dragee cores are provided with suitable coatings. For this purpose, concentrated sugar solutions may be used, which may optionally contain gum arabic, talc, polyvinylpyrrolidone, carbopol gel, polyethylene glycol, and/or titanium dioxide, lacquer solutions, and suitable organic solvents or solvent mixtures. Dyestuffs or pigments may be added to the tablets or dragee coatings for identification or to characterize different combinations of active compound

doses.

[00376] Pharmaceutical preparations which can be used orally include push-fit capsules made of gelatin, as well as soft, sealed capsules made of gelatin and a plasticizer, such as glycerol or sorbitol. The push-fit capsules can contain the active ingredients in admixture with filler such as lactose, binders such as starches, and/or lubricants such as talc or magnesium stearate and, optionally, stabilizers. In soft capsules, the active compounds may be dissolved or suspended in suitable liquids, such as fatty oils, liquid paraffin, or liquid polyethylene glycols. In addition, stabilizers may be added. All formulations for oral administration should be in dosages suitable for such administration.

[00377] In some embodiments, the solid dosage forms disclosed herein may be in the form of a tablet, (including a suspension tablet, a fast-melt tablet, a bite-disintegration tablet, a rapid-disintegration tablet, an effervescent tablet, or a caplet), a pill, a powder (including a sterile packaged powder, a dispensable powder, or an effervescent powder) a capsule (including both soft or hard capsules, e.g., capsules made from animal-derived gelatin or plant-derived HPMC, or “sprinkle capsules”), solid dispersion, solid solution, bioerodible dosage form, controlled release formulations, pulsatile release dosage forms, multiparticulate dosage forms, pellets, granules, or an aerosol. In other embodiments, the pharmaceutical formulation is in the form of a powder. In still other embodiments, the pharmaceutical formulation is in the form of a tablet, including but not limited to, a fast-melt tablet. Additionally, pharmaceutical formulations described herein may be administered as a single capsule or in multiple capsule dosage form. In some embodiments, the pharmaceutical formulation is administered in two, or three, or four, capsules or tablets.

[00378] In some embodiments, solid dosage forms, e.g., tablets, effervescent tablets, and capsules, are prepared by mixing particles of a compound of any of Formula (I), (Ia), (Ib), (II), (IIa), (IIb), (III), (IIIa), (IIIb), or (IIIc), with one or more pharmaceutical excipients to form a bulk blend composition. When referring to these bulk blend compositions as homogeneous, it is meant that the particles of the compound of any of Formula (I), (Ia), (Ib), (II), (IIa), (IIb), (III), (IIIa), (IIIb), or (IIIc), are dispersed evenly throughout the composition so that the composition may be readily subdivided into equally effective unit dosage forms, such as tablets, pills, and capsules. The individual unit dosages may also include film coatings, which disintegrate upon oral ingestion or upon contact with diluent. These formulations can be manufactured by conventional pharmacological techniques.

[00379] Conventional pharmacological techniques include, e.g., one or a combination of methods: (1) dry mixing, (2) direct compression, (3) milling, (4) dry or non-aqueous granulation, (5) wet granulation, or (6) fusion. See, e.g., Lachman et al., *The Theory and Practice of*

Industrial Pharmacy (1986). Other methods include, e.g., spray drying, pan coating, melt granulation, granulation, fluidized bed spray drying or coating (e.g., wurster coating), tangential coating, top spraying, tableting, extruding and the like.

[00380] The pharmaceutical solid dosage forms described herein can include a compound described herein and one or more pharmaceutically acceptable additives such as a compatible carrier, binder, filling agent, suspending agent, flavoring agent, sweetening agent, disintegrating agent, dispersing agent, surfactant, lubricant, colorant, diluent, solubilizer, moistening agent, plasticizer, stabilizer, penetration enhancer, wetting agent, anti-foaming agent, antioxidant, preservative, or one or more combination thereof. In still other aspects, using standard coating procedures, such as those described in *Remington's Pharmaceutical Sciences*, 20th Edition (2000), a film coating is provided around the formulation of the compound of any of Formula (I), (Ia), (Ib), (II), (IIa), (IIb), (III), (IIIa), (IIIb), or (IIIc). In one embodiment, some or all of the particles of the compound of any of Formula (I), (Ia), (Ib), (II), (IIa), (IIb), (III), (IIIa), (IIIb), or (IIIc), are coated. In another embodiment, some or all of the particles of the compound of any of Formula (I), (Ia), (Ib), (II), (IIa), (IIb), (III), (IIIa), (IIIb), or (IIIc), are microencapsulated. In still another embodiment, the particles of the compound of any of Formula (I), (Ia), (Ib), (II), (IIa), (IIb), (III), (IIIa), (IIIb), or (IIIc), are not microencapsulated and are uncoated.

[00381] Suitable carriers for use in the solid dosage forms described herein include, but are not limited to, acacia, gelatin, colloidal silicon dioxide, calcium glycerophosphate, calcium lactate, maltodextrin, glycerine, magnesium silicate, sodium caseinate, soy lecithin, sodium chloride, tricalcium phosphate, dipotassium phosphate, sodium stearyl lactylate, carrageenan, monoglyceride, diglyceride, pregelatinized starch, hydroxypropylmethylcellulose, hydroxypropylmethylcellulose acetate stearate, sucrose, microcrystalline cellulose, lactose, mannitol and the like.

[00382] Suitable filling agents for use in the solid dosage forms described herein include, but are not limited to, lactose, calcium carbonate, calcium phosphate, dibasic calcium phosphate, calcium sulfate, microcrystalline cellulose, cellulose powder, dextrose, dextrans, dextrans, starches, pregelatinized starch, hydroxypropylmethylcellulose (HPMC), hydroxypropylmethylcellulose phthalate, hydroxypropylmethylcellulose acetate stearate (HPMCAS), sucrose, xylitol, lactitol, mannitol, sorbitol, sodium chloride, polyethylene glycol, and the like.

[00383] In order to release the compound of any of Formula (I), (Ia), (Ib), (II), (IIa), (IIb), (III), (IIIa), (IIIb), or (IIIc), from a solid dosage form matrix as efficiently as possible, disintegrants are often used in the formulation, especially when the dosage forms are compressed with binder. Disintegrants help rupturing the dosage form matrix by swelling or capillary action when

moisture is absorbed into the dosage form. Suitable disintegrants for use in the solid dosage forms described herein include, but are not limited to, natural starch such as corn starch or potato starch, a pregelatinized starch such as National 1551 or Amijel[®], or sodium starch glycolate such as Promogel[®] or Explotab[®], a cellulose such as a wood product, methylcrystalline cellulose, e.g., Avicel[®], Avicel[®] PH101, Avicel[®] PH102, Avicel[®] PH105, Elcema[®] P100, Emcocel[®], Vivacel[®], Ming Tia[®], and Solka-Floc[®], methylcellulose, croscarmellose, or a cross-linked cellulose, such as cross-linked sodium carboxymethylcellulose (Ac-Di-Sol[®]), cross-linked carboxymethylcellulose, or cross-linked croscarmellose, a cross-linked starch such as sodium starch glycolate, a cross-linked polymer such as crospovidone, a cross-linked polyvinylpyrrolidone, alginate such as alginic acid or a salt of alginic acid such as sodium alginate, a clay such as Veegum[®] HV (magnesium aluminum silicate), a gum such as agar, guar, locust bean, Karaya, pectin, or tragacanth, sodium starch glycolate, bentonite, a natural sponge, a surfactant, a resin such as a cation-exchange resin, citrus pulp, sodium lauryl sulfate, sodium lauryl sulfate in combination starch, and the like.

[00384] Binders impart cohesiveness to solid oral dosage form formulations: for powder filled capsule formulation, they aid in plug formation that can be filled into soft or hard shell capsules and for tablet formulation, they ensure the tablet remaining intact after compression and help assure blend uniformity prior to a compression or fill step. Materials suitable for use as binders in the solid dosage forms described herein include, but are not limited to, carboxymethylcellulose, methylcellulose (e.g., Methocel[®]), hydroxypropylmethylcellulose (e.g. Hypromellose USP Pharmacoat-603, hydroxypropylmethylcellulose acetate stearate (Aqoate HS-LF and HS), hydroxyethylcellulose, hydroxypropylcellulose (e.g., Klucel[®]), ethylcellulose (e.g., Ethocel[®]), and microcrystalline cellulose (e.g., Avicel[®]), microcrystalline dextrose, amylose, magnesium aluminum silicate, polysaccharide acids, bentonites, gelatin, polyvinylpyrrolidone/vinyl acetate copolymer, crospovidone, povidone, starch, pregelatinized starch, tragacanth, dextrin, a sugar, such as sucrose (e.g., Dipac[®]), glucose, dextrose, molasses, mannitol, sorbitol, xylitol (e.g., Xylitab[®]), lactose, a natural or synthetic gum such as acacia, tragacanth, ghatti gum, mucilage of isapol husks, starch, polyvinylpyrrolidone (e.g., Povidone[®] CL, Kollidon[®] CL, Polyplasdone[®] XL-10, and Povidone[®] K-12), larch arabogalactan, Veegum[®], polyethylene glycol, waxes, sodium alginate, and the like.

[00385] In general, binder levels of 20-70% are used in powder-filled gelatin capsule formulations. Binder usage level in tablet formulations varies whether direct compression, wet granulation, roller compaction, or usage of other excipients such as fillers which itself can act as moderate binder. Formulators skilled in art can determine the binder level for the formulations, but binder usage level of up to 70% in tablet formulations is common.

[00386] Suitable lubricants or glidants for use in the solid dosage forms described herein include, but are not limited to, stearic acid, calcium hydroxide, talc, corn starch, sodium stearyl fumarate, alkali-metal and alkaline earth metal salts, such as aluminum, calcium, magnesium, zinc, stearic acid, sodium stearates, magnesium stearate, zinc stearate, waxes, Stearowet[®], boric acid, sodium benzoate, sodium acetate, sodium chloride, leucine, a polyethylene glycol or a methoxypolyethylene glycol such as Carbowax[™], PEG 4000, PEG 5000, PEG 6000, propylene glycol, sodium oleate, glyceryl behenate, glyceryl palmitostearate, glyceryl benzoate, magnesium or sodium lauryl sulfate, and the like.

[00387] Suitable diluents for use in the solid dosage forms described herein include, but are not limited to, sugars (including lactose, sucrose, and dextrose), polysaccharides (including dextrans and maltodextrin), polyols (including mannitol, xylitol, and sorbitol), cyclodextrins and the like.

[00388] The term “non water-soluble diluent” represents compounds typically used in the formulation of pharmaceuticals, such as calcium phosphate, calcium sulfate, starches, modified starches and microcrystalline cellulose, and microcellulose (e.g., having a density of about 0.45 g/cm³, e.g. Avicel, powdered cellulose), and talc.

[00389] Suitable wetting agents for use in the solid dosage forms described herein include, for example, oleic acid, glyceryl monostearate, sorbitan monooleate, sorbitan monolaurate, triethanolamine oleate, polyoxyethylene sorbitan monooleate, polyoxyethylene sorbitan monolaurate, quaternary ammonium compounds (e.g., Polyquat 10[®]), sodium oleate, sodium lauryl sulfate, magnesium stearate, sodium docusate, triacetin, vitamin E TPGS and the like.

[00390] Suitable surfactants for use in the solid dosage forms described herein include, for example, sodium lauryl sulfate, sorbitan monooleate, polyoxyethylene sorbitan monooleate, polysorbates, polaxomers, bile salts, glyceryl monostearate, copolymers of ethylene oxide and propylene oxide, e.g., Pluronic[®] (BASF), and the like.

[00391] Suitable suspending agents for use in the solid dosage forms described here include, but are not limited to, polyvinylpyrrolidone, e.g., polyvinylpyrrolidone K12, polyvinylpyrrolidone K17, polyvinylpyrrolidone K25, or polyvinylpyrrolidone K30, polyethylene glycol, e.g., the polyethylene glycol can have a molecular weight of about 300 to about 6000, or about 3350 to about 4000, or about 7000 to about 5400, vinyl pyrrolidone/vinyl acetate copolymer (S630), sodium carboxymethylcellulose, methylcellulose, hydroxy-propylmethylcellulose, polysorbate-80, hydroxyethylcellulose, sodium alginate, gums, such as, e.g., gum tragacanth and gum acacia, guar gum, xanthans, including xanthan gum, sugars, cellulosics, such as, e.g., sodium carboxymethylcellulose, methylcellulose, sodium carboxymethylcellulose, hydroxypropylmethylcellulose, hydroxyethylcellulose, polysorbate-80, sodium alginate,

polyethoxylated sorbitan monolaurate, polyethoxylated sorbitan monolaurate, povidone and the like.

[00392] Suitable antioxidants for use in the solid dosage forms described herein include, for example, e.g., butylated hydroxytoluene (BHT), sodium ascorbate, and tocopherol.

[00393] It should be appreciated that there is considerable overlap between additives used in the solid dosage forms described herein. Thus, the above-listed additives should be taken as merely exemplary, and not limiting, of the types of additives that can be included in solid dosage forms described herein. The amounts of such additives can be readily determined by one skilled in the art, according to the particular properties desired.

[00394] In other embodiments, one or more layers of the pharmaceutical formulation are plasticized. Illustratively, a plasticizer is generally a high boiling point solid or liquid. Suitable plasticizers can be added from about 0.01% to about 50% by weight (w/w) of the coating composition. Plasticizers include, but are not limited to, diethyl phthalate, citrate esters, polyethylene glycol, glycerol, acetylated glycerides, triacetin, polypropylene glycol, polyethylene glycol, triethyl citrate, dibutyl sebacate, stearic acid, stearyl, stearate, and castor oil.

[00395] Compressed tablets are solid dosage forms prepared by compacting the bulk blend of the formulations described above. In various embodiments, compressed tablets which are designed to dissolve in the mouth will include one or more flavoring agents. In other embodiments, the compressed tablets will include a film surrounding the final compressed tablet. In some embodiments, the film coating can provide a delayed release of the compound of any of Formula (I), (Ia), (Ib), (II), (IIa), (IIb), (III), (IIIa), (IIIb), or (IIIc), from the formulation. In other embodiments, the film coating aids in patient compliance (e.g., Opadry[®] coatings or sugar coating). Film coatings including Opadry[®] typically range from about 1% to about 3% of the tablet weight. In other embodiments, the compressed tablets include one or more excipients.

[00396] A capsule may be prepared, for example, by placing the bulk blend of the formulation of the compound of any of Formula (I), (Ia), (Ib), (II), (IIa), (IIb), (III), (IIIa), (IIIb), or (IIIc), described above, inside of a capsule. In some embodiments, the formulations (non-aqueous suspensions and solutions) are placed in a soft gelatin capsule. In other embodiments, the formulations are placed in standard gelatin capsules or non-gelatin capsules such as capsules comprising HPMC. In other embodiments, the formulation is placed in a sprinkle capsule, wherein the capsule may be swallowed whole or the capsule may be opened and the contents sprinkled on food prior to eating. In some embodiments, the therapeutic dose is split into multiple (e.g., two, three, or four) capsules. In some embodiments, the entire dose of the

formulation is delivered in a capsule form.

[00397] In various embodiments, the particles of the compound of any of Formula (I), (Ia), (Ib), (II), (IIa), (IIb), (III), (IIIa), (IIIb), or (IIIc), and one or more excipients are dry blended and compressed into a mass, such as a tablet, having a hardness sufficient to provide a pharmaceutical composition that substantially disintegrates within less than about 30 minutes, less than about 35 minutes, less than about 40 minutes, less than about 45 minutes, less than about 50 minutes, less than about 55 minutes, or less than about 60 minutes, after oral administration, thereby releasing the formulation into the gastrointestinal fluid.

[00398] In another aspect, dosage forms may include microencapsulated formulations. In some embodiments, one or more other compatible materials are present in the microencapsulation material. Exemplary materials include, but are not limited to, pH modifiers, erosion facilitators, anti-foaming agents, antioxidants, flavoring agents, and carrier materials such as binders, suspending agents, disintegration agents, filling agents, surfactants, solubilizers, stabilizers, lubricants, wetting agents, and diluents.

[00399] Materials useful for the microencapsulation described herein include materials compatible with compounds of any of Formula (I), (Ia), (Ib), (II), (IIa), (IIb), (III), (IIIa), (IIIb), or (IIIc), which sufficiently isolate the compound of any of Formula (I), (Ia), (Ib), (II), (IIa), (IIb), (III), (IIIa), (IIIb), or (IIIc), from other non-compatible excipients. Materials compatible with compounds of any of Formula (I), (Ia), (Ib), (II), (IIa), (IIb), (III), (IIIa), (IIIb), or (IIIc), are those that delay the release of the compounds of any of Formula (I), (Ia), (Ib), (II), (IIa), (IIb), (III), (IIIa), (IIIb), or (IIIc), *in vivo*.

[00400] Exemplary microencapsulation materials useful for delaying the release of the formulations including compounds described herein, include, but are not limited to, hydroxypropyl cellulose ethers (HPC) such as Klucel[®] or Nisso HPC, low-substituted hydroxypropyl cellulose ethers (L-HPC), hydroxypropyl methyl cellulose ethers (HPMC) such as Seppifilm-LC, Pharmacoat[®], Metolose SR, Methocel[®]-E, Opadry YS, PrimaFlo, Benecel MP824, and Benecel MP843, methylcellulose polymers such as Methocel[®]-A, hydroxypropylmethylcellulose acetate stearate Aqoat (HF-LS, HF-LG, HF-MS) and Metolose[®], Ethylcelluloses (EC) and mixtures thereof such as E461, Ethocel[®], Aqualon[®]-EC, Surelease[®], Polyvinyl alcohol (PVA) such as Opadry AMB, hydroxyethylcelluloses such as Natrosol[®], carboxymethylcelluloses and salts of carboxymethylcelluloses (CMC) such as Aqualon[®]-CMC, polyvinyl alcohol and polyethylene glycol co-polymers such as Kollicoat IR[®], monoglycerides (Myverol), triglycerides (KLX), polyethylene glycols, modified food starch, acrylic polymers and mixtures of acrylic polymers with cellulose ethers such as Eudragit[®] EPO, Eudragit[®] L30D-55, Eudragit[®] FS 30D, Eudragit[®] L100-55, Eudragit[®] L100, Eudragit[®] S100, Eudragit[®] RD100,

Eudragit[®] E100, Eudragit[®] L12.5, Eudragit[®] S12.5, Eudragit[®] NE30D, and Eudragit[®] NE 40D, cellulose acetate phthalate, sepifilms such as mixtures of HPMC and stearic acid, cyclodextrins, and mixtures of these materials.

[00401] In still other embodiments, plasticizers such as polyethylene glycols, e.g., PEG 300, PEG 400, PEG 600, PEG 1450, PEG 3350, and PEG 800, stearic acid, propylene glycol, oleic acid, and triacetin are incorporated into the microencapsulation material. In other embodiments, the microencapsulating material useful for delaying the release of the pharmaceutical compositions is from the USP or the National Formulary (NF). In yet other embodiments, the microencapsulation material is Klucel. In still other embodiments, the microencapsulation material is methocel.

[00402] Microencapsulated compounds of any of Formula (I), (Ia), (Ib), (II), (IIa), (IIb), (III), (IIIa), (IIIb), or (IIIc), may be formulated by methods known by one of ordinary skill in the art. Such known methods include, e.g., spray drying processes, spinning disk-solvent processes, hot melt processes, spray chilling methods, fluidized bed, electrostatic deposition, centrifugal extrusion, rotational suspension separation, polymerization at liquid-gas or solid-gas interface, pressure extrusion, or spraying solvent extraction bath. In addition to these, several chemical techniques, e.g., complex coacervation, solvent evaporation, polymer-polymer incompatibility, interfacial polymerization in liquid media, in situ polymerization, in-liquid drying, and desolvation in liquid media could also be used. Furthermore, other methods such as roller compaction, extrusion/spheronization, coacervation, or nanoparticle coating may also be used.

[00403] In one embodiment, the particles of compounds of any of Formula (I), (Ia), (Ib), (II), (IIa), (IIb), (III), (IIIa), (IIIb), or (IIIc), are microencapsulated prior to being formulated into one of the above forms. In still another embodiment, some or most of the particles are coated prior to being further formulated by using standard coating procedures, such as those described in *Remington's Pharmaceutical Sciences*, 20th Edition (2000).

[00404] In other embodiments, the solid dosage formulations of the compounds of any of Formula (I), (Ia), (Ib), (II), (IIa), (IIb), (III), (IIIa), (IIIb), or (IIIc), are plasticized (coated) with one or more layers. Illustratively, a plasticizer is generally a high boiling point solid or liquid. Suitable plasticizers can be added from about 0.01% to about 50% by weight (w/w) of the coating composition. Plasticizers include, but are not limited to, diethyl phthalate, citrate esters, polyethylene glycol, glycerol, acetylated glycerides, triacetin, polypropylene glycol, polyethylene glycol, triethyl citrate, dibutyl sebacate, stearic acid, stearyl, stearate, and castor oil.

[00405] In other embodiments, a powder including the formulations with a compound of any of Formula (I), (Ia), (Ib), (II), (IIa), (IIb), (III), (IIIa), (IIIb), or (IIIc), described herein, may be

formulated to include one or more pharmaceutical excipients and flavors. Such a powder may be prepared, for example, by mixing the formulation and optional pharmaceutical excipients to form a bulk blend composition. Additional embodiments also include a suspending agent and/or a wetting agent. This bulk blend is uniformly subdivided into unit dosage packaging or multi-dosage packaging units.

[00406] In still other embodiments, effervescent powders are also prepared in accordance with the present disclosure. Effervescent salts have been used to disperse medicines in water for oral administration. Effervescent salts are granules or coarse powders containing a medicinal agent in a dry mixture, usually composed of sodium bicarbonate, citric acid and/or tartaric acid. When salts of the compositions described herein are added to water, the acids and the base react to liberate carbon dioxide gas, thereby causing “effervescence.” Examples of effervescent salts include, e.g., the following ingredients: sodium bicarbonate or a mixture of sodium bicarbonate and sodium carbonate, citric acid and/or tartaric acid. Any acid-base combination that results in the liberation of carbon dioxide can be used in place of the combination of sodium bicarbonate and citric and tartaric acids, as long as the ingredients were suitable for pharmaceutical use and result in a pH of about 6.0 or higher.

[00407] In other embodiments, the formulations described herein are solid dispersions. Methods of producing such solid dispersions are known in the art and include, but are not limited to, for example, U.S. Pat. Nos. 4,343,789, 5,340,591, 5,456,923, 5,700,485, 5,723,269, and U.S. Pub. Appl 2004/0013734, each of which is specifically incorporated by reference. In still other embodiments, the formulations described herein are solid solutions. Solid solutions incorporate a substance together with the active agent and other excipients such that heating the mixture results in dissolution of the drug and the resulting composition is then cooled to provide a solid blend which can be further formulated or directly added to a capsule or compressed into a tablet. Methods of producing such solid solutions are known in the art and include, but are not limited to, for example, U.S. Pat. Nos. 4,151,273, 5,281,420, and 6,083,518, each of which is specifically incorporated by reference.

[00408] The pharmaceutical solid oral dosage forms including formulations described herein, which include a compound of any of Formula (I), (Ia), (Ib), (II), (IIa), (IIb), (III), (IIIa), (IIIb), or (IIIc), can be further formulated to provide a controlled release of the compound. Controlled release refers to the release of the compound of any of Formula (I), (Ia), (Ib), (II), (IIa), (IIb), (III), (IIIa), (IIIb), or (IIIc), from a dosage form in which it is incorporated according to a desired profile over an extended period of time. Controlled release profiles include, for example, sustained release, prolonged release, pulsatile release, and delayed release profiles. In contrast to immediate release compositions, controlled release compositions allow delivery of an agent to a

subject over an extended period of time according to a predetermined profile. Such release rates can provide therapeutically effective levels of agent for an extended period of time and thereby provide a longer period of pharmacologic response while minimizing side effects as compared to conventional rapid release dosage forms. Such longer periods of response provide for many inherent benefits that are not achieved with the corresponding short acting, immediate release preparations.

[00409] In some embodiments, the solid dosage forms described herein can be formulated as enteric coated delayed release oral dosage forms, i.e., as an oral dosage form of a pharmaceutical composition as described herein which utilizes an enteric coating to affect release in the small intestine of the gastrointestinal tract. The enteric coated dosage form may be a compressed or molded or extruded tablet/mold (coated or uncoated) containing granules, powder, pellets, beads or particles of the active ingredient and/or other composition components, which are themselves coated or uncoated. The enteric coated oral dosage form may also be a capsule (coated or uncoated) containing pellets, beads or granules of the solid carrier or the composition, which are themselves coated or uncoated.

[00410] The term “delayed release” as used herein refers to the delivery so that the release can be accomplished at some generally predictable location in the intestinal tract more distal to that which would have been accomplished if there had been no delayed release alterations. In some embodiments the method for delay of release is coating. Any coatings should be applied to a sufficient thickness such that the entire coating does not dissolve in the gastrointestinal fluids at pH below about 5, but does dissolve at pH about 5 and above. It is expected that any anionic polymer exhibiting a pH-dependent solubility profile can be used as an enteric coating in the methods and compositions described herein to achieve delivery to the lower gastrointestinal tract. In some embodiments the polymers described herein are anionic carboxylic polymers. In other embodiments, the polymers and compatible mixtures thereof, and some of their properties, include, but are not limited to:

[00411] Shellac, also called purified lac, a refined product obtained from the resinous secretion of an insect. This coating dissolves in media of pH >7;

[00412] Acrylic polymers. The performance of acrylic polymers (primarily their solubility in biological fluids) can vary based on the degree and type of substitution. Examples of suitable acrylic polymers include methacrylic acid copolymers and ammonium methacrylate copolymers. The Eudragit series E, L, S, RL, RS and NE (Rohm Pharma) are available as solubilized in organic solvent, aqueous dispersion, or dry powders. The Eudragit series RL, NE, and RS are insoluble in the gastrointestinal tract but are permeable and are used primarily for colonic targeting. The Eudragit series E dissolve in the stomach. The Eudragit series L, L-30D and S are

insoluble in stomach and dissolve in the intestine;

[00413] Cellulose Derivatives. Examples of suitable cellulose derivatives are: ethyl cellulose; reaction mixtures of partial acetate esters of cellulose with phthalic anhydride. The performance can vary based on the degree and type of substitution. Cellulose acetate phthalate (CAP) dissolves in pH >6. Aquateric (FMC) is an aqueous based system and is a spray dried CAP psuedolatex with particles <1 μm . Other components in Aquateric can include pluronics, Tweens, and acetylated monoglycerides. Other suitable cellulose derivatives include: cellulose acetate trimellitate (Eastman); methylcellulose (Pharmacoat, Methocel); hydroxypropylmethyl cellulose phthalate (HPMCP); hydroxypropylmethyl cellulose succinate (HPMCS); and hydroxypropylmethylcellulose acetate succinate (e.g., AQOAT (Shin Etsu)). The performance can vary based on the degree and type of substitution. For example, HPMCP such as, HP-50, HP-55, HP-55S, HP-55F grades are suitable. The performance can vary based on the degree and type of substitution. For example, suitable grades of hydroxypropylmethylcellulose acetate succinate include, but are not limited to, AS-LG (LF), which dissolves at pH 5, AS-MG (MF), which dissolves at pH 5.5, and AS-HG (HF), which dissolves at higher pH. These polymers are offered as granules, or as fine powders for aqueous dispersions;

[00414] Poly Vinyl Acetate Phthalate (PVAP). PVAP dissolves in pH >5, and it is much less permeable to water vapor and gastric fluids.

[00415] In some embodiments, the coating can, and usually does, contain a plasticizer and possibly other coating excipients such as colorants, talc, and/or magnesium stearate, which are well known in the art. Suitable plasticizers include triethyl citrate (Citroflex 2), triacetin (glyceryl triacetate), acetyl triethyl citrate (Citroflex A2), Carbowax 400 (polyethylene glycol 400), diethyl phthalate, tributyl citrate, acetylated monoglycerides, glycerol, fatty acid esters, propylene glycol, and dibutyl phthalate. In particular, anionic carboxylic acrylic polymers usually will contain 10-25% by weight of a plasticizer, especially dibutyl phthalate, polyethylene glycol, triethyl citrate and triacetin. Conventional coating techniques such as spray or pan coating are employed to apply coatings. The coating thickness must be sufficient to ensure that the oral dosage form remains intact until the desired site of topical delivery in the intestinal tract is reached.

[00416] Colorants, detackifiers, surfactants, antifoaming agents, lubricants (e.g., carnuba wax or PEG) may be added to the coatings besides plasticizers to solubilize or disperse the coating material, and to improve coating performance and the coated product.

[00417] In other embodiments, the formulations described herein are delivered using a pulsatile dosage form. A pulsatile dosage form is capable of providing one or more immediate release pulses at predetermined time points after a controlled lag time or at specific sites. Pulsatile

dosage forms including the formulations described herein, which include a compound of any of Formula (I), (Ia), (Ib), (II), (IIa), (IIb), (III), (IIIa), (IIIb), or (IIIc), may be administered using a variety of pulsatile formulations known in the art. For example, such formulations include, but are not limited to, those described in U.S. Pat. Nos. 5,011,692, 5,017,381, 5,229,135, and 5,840,329, each of which is specifically incorporated by reference. Other pulsatile release dosage forms suitable for use with the present formulations include, but are not limited to, for example, U.S. Pat. Nos. 4,871,549, 5,260,068, 5,260,069, 5,508,040, 5,567,441 and 5,837,284, all of which are specifically incorporated by reference. In one embodiment, the controlled release dosage form is pulsatile release solid oral dosage form including at least two groups of particles, (*i.e.* multiparticulate) each containing the formulation described herein. The first group of particles provides a substantially immediate dose of the compound of any of Formula (I), (Ia), (Ib), (II), (IIa), (IIb), (III), (IIIa), (IIIb), or (IIIc), upon ingestion by a mammal. The first group of particles can be either uncoated or include a coating and/or sealant. The second group of particles includes coated particles, which includes from about 2% to about 75%, from about 2.5% to about 70%, or from about 40% to about 70%, by weight of the total dose of the compound of any of Formula (I), (Ia), (Ib), (II), (IIa), (IIb), (III), (IIIa), (IIIb), or (IIIc), in said formulation, in admixture with one or more binders. The coating includes a pharmaceutically acceptable ingredient in an amount sufficient to provide a delay of from about 2 hours to about 7 hours following ingestion before release of the second dose. Suitable coatings include one or more differentially degradable coatings such as, by way of example only, pH sensitive coatings (enteric coatings) such as acrylic resins (e.g., Eudragit[®] EPO, Eudragit[®] L30D-55, Eudragit[®] FS 30D Eudragit[®] L100-55, Eudragit[®] L100, Eudragit[®] S100, Eudragit[®] RD100, Eudragit[®] E100, Eudragit[®] L12.5, Eudragit[®] S12.5, and Eudragit[®] NE30D, Eudragit[®] NE 40D[®]) either alone or blended with cellulose derivatives, e.g., ethylcellulose, or non-enteric coatings having variable thickness to provide differential release of the formulation that includes a compound of any of Formula (I).

[00418] Many other types of controlled release systems known to those of ordinary skill in the art and are suitable for use with the formulations described herein. Examples of such delivery systems include, e.g., polymer-based systems, such as polylactic and polyglycolic acid, polyanhydrides and polycaprolactone; porous matrices, nonpolymer-based systems that are lipids, including sterols, such as cholesterol, cholesterol esters and fatty acids, or neutral fats, such as mono-, di- and triglycerides; hydrogel release systems; silastic systems; peptide-based systems; wax coatings, bioerodible dosage forms, compressed tablets using conventional binders and the like. See, e.g., Liberman et al., *Pharmaceutical Dosage Forms*, 2 Ed., Vol. 1, pp. 209-214 (1990); Singh et al., *Encyclopedia of Pharmaceutical Technology*, 2nd Ed., pp. 751-753 (2002);

U.S. Pat. Nos. 4,327,725, 4,624,848, 4,968,509, 5,461,140, 5,456,923, 5,516,527, 5,622,721, 5,686,105, 5,700,410, 5,977,175, 6,465,014 and 6,932,983, each of which is specifically incorporated by reference.

[00419] In some embodiments, pharmaceutical formulations are provided that include particles of the compounds of any of Formula (I), (Ia), (Ib), (II), (IIa), (IIb), (III), (IIIa), (IIIb), or (IIIc), described herein and at least one dispersing agent or suspending agent for oral administration to a subject. The formulations may be a powder and/or granules for suspension, and upon admixture with water, a substantially uniform suspension is obtained.

[00420] Liquid formulation dosage forms for oral administration can be aqueous suspensions selected from the group including, but not limited to, pharmaceutically acceptable aqueous oral dispersions, emulsions, solutions, elixirs, gels, and syrups. See, e.g., Singh et al., *Encyclopedia of Pharmaceutical Technology*, 2nd Ed., pp. 754-757 (2002). In addition to the particles of compound of Formula (I), (Ia), (Ib), (II), (IIa), (IIb), (III), (IIIa), (IIIb), or (IIIc), described herein, the liquid dosage forms may include additives, such as: (a) disintegrating agents; (b) dispersing agents; (c) wetting agents; (d) at least one preservative, (e) viscosity enhancing agents, (f) at least one sweetening agent, and (g) at least one flavoring agent. In some embodiments, the aqueous dispersions can further include a crystalline inhibitor.

[00421] The aqueous suspensions and dispersions described herein can remain in a homogenous state, as defined in The USP Pharmacists' Pharmacopeia (2005 edition, chapter 905), for at least 4 hours. The homogeneity should be determined by a sampling method consistent with regard to determining homogeneity of the entire composition. In one embodiment, an aqueous suspension can be re-suspended into a homogenous suspension by physical agitation lasting less than 1 minute. In another embodiment, an aqueous suspension can be re-suspended into a homogenous suspension by physical agitation lasting less than 45 seconds. In yet another embodiment, an aqueous suspension can be re-suspended into a homogenous suspension by physical agitation lasting less than 30 seconds. In still another embodiment, no agitation is necessary to maintain a homogeneous aqueous dispersion.

[00422] Examples of disintegrating agents for use in the aqueous suspensions and dispersions include, but are not limited to, a starch, e.g., a natural starch such as corn starch or potato starch, a pregelatinized starch such as National 1551 or Amijel[®], or sodium starch glycolate such as Promogel[®] or Explotab[®]; a cellulose such as a wood product, methylcrystalline cellulose, e.g., Avicel[®], Avicel[®] PH101, Avicel[®] PH102, Avicel[®] PH105, Elcema[®] P100, Emcocel[®], Vivacel[®], Ming Tia[®], and Solka-Floc[®], methylcellulose, croscarmellose, or a cross-linked cellulose, such as cross-linked sodium carboxymethylcellulose (Ac-Di-Sol[®]), cross-linked carboxymethylcellulose, or cross-linked croscarmellose; a cross-linked starch such as sodium

starch glycolate; a cross-linked polymer such as crospovidone; a cross-linked polyvinylpyrrolidone; alginate such as alginic acid or a salt of alginic acid such as sodium alginate; a clay such as Veegum[®] HV (magnesium aluminum silicate); a gum such as agar, guar, locust bean, Karaya, pectin, or tragacanth; sodium starch glycolate; bentonite; a natural sponge; a surfactant; a resin such as a cation-exchange resin; citrus pulp; sodium lauryl sulfate; sodium lauryl sulfate in combination starch; and the like.

[00423] In some embodiments, the dispersing agents suitable for the aqueous suspensions and dispersions described herein are known in the art and include, for example, hydrophilic polymers, electrolytes, Tween[®] 60 or 80, PEG, polyvinylpyrrolidone (PVP; commercially known as Plasdane[®]), and the carbohydrate-based dispersing agents such as, for example, hydroxypropylcellulose and hydroxypropyl cellulose ethers (e.g., HPC, HPC-SL, and HPC-L), hydroxypropyl methylcellulose and hydroxypropyl methylcellulose ethers (e.g. HPMC K100, HPMC K4M, HPMC K15M, and HPMC K100M), carboxymethylcellulose sodium, methylcellulose, hydroxyethylcellulose, hydroxypropylmethyl-cellulose phthalate, hydroxypropylmethyl-cellulose acetate stearate, noncrystalline cellulose, magnesium aluminum silicate, triethanolamine, polyvinyl alcohol (PVA), polyvinylpyrrolidone/vinyl acetate copolymer (Plasdane[®], e.g., S-630), 4-(1,1,3,3-tetramethylbutyl)-phenol polymer with ethylene oxide and formaldehyde (also known as tyloxapol), poloxamers (e.g., Pluronic F68[®], F88[®], and F108[®], which are block copolymers of ethylene oxide and propylene oxide); and poloxamines (e.g., Tetronic 908[®], also known as Poloxamine 908[®], which is a tetrafunctional block copolymer derived from sequential addition of propylene oxide and ethylene oxide to ethylenediamine (BASF Corporation, Parsippany, N.J.)). In other embodiments, the dispersing agent is selected from a group not comprising one of the following agents: hydrophilic polymers; electrolytes; Tween[®] 60 or 80; PEG; polyvinylpyrrolidone (PVP); hydroxypropylcellulose and hydroxypropyl cellulose ethers (e.g., HPC, HPC-SL, and HPC-L); hydroxypropyl methylcellulose and hydroxypropyl methylcellulose ethers (e.g. HPMC K100, HPMC K4M, HPMC K15M, HPMC K100M, and Pharmacoat[®] USP 2910 (Shin-Etsu)); carboxymethylcellulose sodium; methylcellulose; hydroxyethylcellulose; hydroxypropylmethyl-cellulose phthalate; hydroxypropylmethyl-cellulose acetate stearate; non-crystalline cellulose; magnesium aluminum silicate; triethanolamine; polyvinyl alcohol (PVA); 4-(1,1,3,3-tetramethylbutyl)-phenol polymer with ethylene oxide and formaldehyde; poloxamers (e.g., Pluronic F68[®], F88[®], and F108[®], which are block copolymers of ethylene oxide and propylene oxide); or poloxamines (e.g., Tetronic 908[®], also known as Poloxamine 908[®]).

[00424] Wetting agents suitable for the aqueous suspensions and dispersions described herein are known in the art and include, but are not limited to, cetyl alcohol, glycerol monostearate,

polyoxyethylene sorbitan fatty acid esters (e.g., the commercially available Tweens[®] such as e.g., Tween 20[®] and Tween 80[®] (ICI Specialty Chemicals)), and polyethylene glycols (e.g., Carbowaxs 3350[®] and 1450[®], and Carbopol 934[®] (Union Carbide)), oleic acid, glyceryl monostearate, sorbitan monooleate, sorbitan monolaurate, triethanolamine oleate, polyoxyethylene sorbitan monooleate, polyoxyethylene sorbitan monolaurate, sodium oleate, sodium lauryl sulfate, sodium docusate, triacetin, vitamin E TPGS, sodium taurocholate, simethicone, phosphatidylcholine and the like

[00425] Suitable preservatives for the aqueous suspensions or dispersions described herein include, for example, potassium sorbate, parabens (e.g., methylparaben and propylparaben), benzoic acid and its salts, other esters of parahydroxybenzoic acid such as butylparaben, alcohols such as ethyl alcohol or benzyl alcohol, phenolic compounds such as phenol, or quaternary compounds such as benzalkonium chloride. Preservatives, as used herein, are incorporated into the dosage form at a concentration sufficient to inhibit microbial growth.

[00426] Suitable viscosity enhancing agents for the aqueous suspensions or dispersions described herein include, but are not limited to, methyl cellulose, xanthan gum, carboxymethyl cellulose, hydroxypropyl cellulose, hydroxypropylmethyl cellulose, Plasdon[®] S-630, carbomer, polyvinyl alcohol, alginates, acacia, chitosans and combinations thereof. The concentration of the viscosity enhancing agent will depend upon the agent selected and the viscosity desired.

[00427] Examples of sweetening agents suitable for the aqueous suspensions or dispersions described herein include, for example, acacia syrup, acesulfame K, alitame, anise, apple, aspartame, banana, Bavarian cream, berry, black currant, butterscotch, calcium citrate, camphor, caramel, cherry, cherry cream, chocolate, cinnamon, bubble gum, citrus, citrus punch, citrus cream, cotton candy, cocoa, cola, cool cherry, cool citrus, cyclamate, cyclamate, dextrose, eucalyptus, eugenol, fructose, fruit punch, ginger, glycyrrhinate, glycyrrhiza (licorice) syrup, grape, grapefruit, honey, isomalt, lemon, lime, lemon cream, monoammonium glycyrrhizinate (MagnaSweet[®]), maltol, mannitol, maple, marshmallow, menthol, mint cream, mixed berry, neohesperidine DC, neotame, orange, pear, peach, peppermint, peppermint cream, Prosweet[®] Powder, raspberry, root beer, rum, saccharin, saffrole, sorbitol, spearmint, spearmint cream, strawberry, strawberry cream, stevia, sucralose, sucrose, sodium saccharin, saccharin, aspartame, acesulfame potassium, mannitol, talin, sucralose, sorbitol, swiss cream, tagatose, tangerine, thaumatin, tutti frutti, vanilla, walnut, watermelon, wild cherry, wintergreen, xylitol, or any combination of these flavoring ingredients, e.g., anise-menthol, cherry-anise, cinnamon-orange, cherry-cinnamon, chocolate-mint, honey-lemon, lemon-lime, lemon-mint, menthol-eucalyptus, orange-cream, vanilla-mint, and mixtures thereof. In one embodiment, the aqueous liquid dispersion can comprise a sweetening agent or flavoring agent in a concentration ranging

from about 0.001% to about 1.0% the volume of the aqueous dispersion. In another embodiment, the aqueous liquid dispersion can comprise a sweetening agent or flavoring agent in a concentration ranging from about 0.005% to about 0.5% the volume of the aqueous dispersion. In yet another embodiment, the aqueous liquid dispersion can comprise a sweetening agent or flavoring agent in a concentration ranging from about 0.01% to about 1.0% the volume of the aqueous dispersion.

[00428] In addition to the additives listed above, the liquid formulations can also include inert diluents commonly used in the art, such as water or other solvents, solubilizing agents, and emulsifiers. Exemplary emulsifiers are ethyl alcohol, isopropyl alcohol, ethyl carbonate, ethyl acetate, benzyl alcohol, benzyl benzoate, propyleneglycol, 1,3-butyleneglycol, dimethylformamide, sodium lauryl sulfate, sodium docusate, cholesterol, cholesterol esters, taurocholic acid, phosphatidylcholine, oils, such as cottonseed oil, groundnut oil, corn germ oil, olive oil, castor oil, and sesame oil, glycerol, tetrahydrofurfuryl alcohol, polyethylene glycols, fatty acid esters of sorbitan, or mixtures of these substances, and the like.

[00429] In some embodiments, the pharmaceutical formulations described herein can be self-emulsifying drug delivery systems (SEDDS). Emulsions are dispersions of one immiscible phase in another, usually in the form of droplets. Generally, emulsions are created by vigorous mechanical dispersion. SEDDS, as opposed to emulsions or microemulsions, spontaneously form emulsions when added to an excess of water without any external mechanical dispersion or agitation. An advantage of SEDDS is that only gentle mixing is required to distribute the droplets throughout the solution. Additionally, water or the aqueous phase can be added just prior to administration, which ensures stability of an unstable or hydrophobic active ingredient. Thus, the SEDDS provides an effective delivery system for oral and parenteral delivery of hydrophobic active ingredients. SEDDS may provide improvements in the bioavailability of hydrophobic active ingredients. Methods of producing self-emulsifying dosage forms are known in the art and include, but are not limited to, for example, U.S. Pat. Nos. 5,858,401, 6,667,048, and 6,960,563, each of which is specifically incorporated by reference.

[00430] It is to be appreciated that there is overlap between the above-listed additives used in the aqueous dispersions or suspensions described herein, since a given additive is often classified differently by different practitioners in the field, or is commonly used for any of several different functions. Thus, the above-listed additives should be taken as merely exemplary, and not limiting, of the types of additives that can be included in formulations described herein. The amounts of such additives can be readily determined by one skilled in the art, according to the particular properties desired.

[00431] Intranasal Formulations

[00432] Intranasal formulations are known in the art and are described in, for example, U.S. Pat. Nos. 4,476,116, 5,116,817 and 6,391,452, each of which is specifically incorporated by reference. Formulations that include a compound of any of Formula (I), (Ia), (Ib), (II), (IIa), (IIb), (III), (IIIa), (IIIb), or (IIIc), which are prepared according to these and other techniques well-known in the art are prepared as solutions in saline, employing benzyl alcohol or other suitable preservatives, fluorocarbons, and/or other solubilizing or dispersing agents known in the art. See, for example, Ansel, H. C. et al., *Pharmaceutical Dosage Forms and Drug Delivery Systems*, Sixth Ed. (1995). Preferably these compositions and formulations are prepared with suitable nontoxic pharmaceutically acceptable ingredients. These ingredients are known to those skilled in the preparation of nasal dosage forms and some of these can be found in REMINGTON: THE SCIENCE AND PRACTICE OF PHARMACY, 21st edition, 2005, a standard reference in the field. The choice of suitable carriers is highly dependent upon the exact nature of the nasal dosage form desired, e.g., solutions, suspensions, ointments, or gels. Nasal dosage forms generally contain large amounts of water in addition to the active ingredient. Minor amounts of other ingredients such as pH adjusters, emulsifiers or dispersing agents, preservatives, surfactants, gelling agents, or buffering and other stabilizing and solubilizing agents may also be present. The nasal dosage form should be isotonic with nasal secretions.

[00433] For administration by inhalation, the compounds of any of Formula (I), (Ia), (Ib), (II), (IIa), (IIb), (III), (IIIa), (IIIb), or (IIIc), described herein may be in a form as an aerosol, a mist or a powder. Pharmaceutical compositions described herein are conveniently delivered in the form of an aerosol spray presentation from pressurized packs or a nebuliser, with the use of a suitable propellant, e.g., dichlorodifluoromethane, trichlorofluoromethane, dichlorotetrafluoroethane, carbon dioxide or other suitable gas. In the case of a pressurized aerosol, the dosage unit may be determined by providing a valve to deliver a metered amount. Capsules and cartridges of, such as, by way of example only, gelatin for use in an inhaler or insufflator may be formulated containing a powder mix of the compound described herein and a suitable powder base such as lactose or starch.

[00434] Buccal Formulations

[00435] Buccal formulations that include compounds of any of Formula (I), (Ia), (Ib), (II), (IIa), (IIb), (III), (IIIa), (IIIb), or (IIIc), may be administered using a variety of formulations known in the art. For example, such formulations include, but are not limited to, U.S. Pat. Nos. 4,229,447, 4,596,795, 4,755,386, and 5,739,136, each of which is specifically incorporated by reference. In addition, the buccal dosage forms described herein can further include a bioerodible (hydrolysable) polymeric carrier that also serves to adhere the dosage form to the buccal

mucosa. The buccal dosage form is fabricated so as to erode gradually over a predetermined time period, wherein the delivery of the compound of any of Formula (I), (Ia), (Ib), (II), (IIa), (IIb), (III), (IIIa), (IIIb), or (IIIc), is provided essentially throughout. Buccal drug delivery, as will be appreciated by those skilled in the art, avoids the disadvantages encountered with oral drug administration, e.g., slow absorption, degradation of the active agent by fluids present in the gastrointestinal tract and/or first-pass inactivation in the liver. With regard to the bioerodible (hydrolysable) polymeric carrier, it will be appreciated that virtually any such carrier can be used, so long as the desired drug release profile is not compromised, and the carrier is compatible with the compound of any of Formula (I), (Ia), (Ib), (II), (IIa), (IIb), (III), (IIIa), (IIIb), or (IIIc), and any other components that may be present in the buccal dosage unit. Generally, the polymeric carrier comprises hydrophilic (water-soluble and water-swellaable) polymers that adhere to the wet surface of the buccal mucosa. Examples of polymeric carriers useful herein include acrylic acid polymers and co, e.g., those known as "carbomers" (Carbopol[®], which may be obtained from B.F. Goodrich, is one such polymer). Other components may also be incorporated into the buccal dosage forms described herein include, but are not limited to, disintegrants, diluents, binders, lubricants, flavoring, colorants, preservatives, and the like. For buccal or sublingual administration, the compositions may take the form of tablets, lozenges, or gels formulated in a conventional manner.

[00436] Transdermal Formulations

[00437] Transdermal formulations described herein may be administered using a variety of devices which have been described in the art. For example, such devices include, but are not limited to, U.S. Pat. Nos. 3,598,122, 3,598,123, 3,710,795, 3,731,683, 3,742,951, 3,814,097, 3,921,636, 3,972,995, 3,993,072, 3,993,073, 3,996,934, 4,031,894, 4,060,084, 4,069,307, 4,077,407, 4,201,211, 4,230,105, 4,292,299, 4,292,303, 5,336,168, 5,665,378, 5,837,280, 5,869,090, 6,923,983, 6,929,801 and 6,946,144, each of which is specifically incorporated by reference in its entirety.

[00438] The transdermal dosage forms described herein may incorporate certain pharmaceutically acceptable excipients which are conventional in the art. In one embodiment, the transdermal formulations described herein include at least three components: (1) a formulation of a compound of any of Formula (I), (II), or (III); (2) a penetration enhancer; and (3) an aqueous adjuvant. In addition, transdermal formulations can include additional components such as, but not limited to, gelling agents, creams and ointment bases, and the like. In some embodiments, the transdermal formulation can further include a woven or non-woven backing material to enhance absorption and prevent the removal of the transdermal formulation from the skin. In other embodiments, the transdermal formulations described herein can

maintain a saturated or supersaturated state to promote diffusion into the skin.

[00439] Formulations suitable for transdermal administration of compounds described herein may employ transdermal delivery devices and transdermal delivery patches and can be lipophilic emulsions or buffered, aqueous solutions, dissolved and/or dispersed in a polymer or an adhesive. Such patches may be constructed for continuous, pulsatile, or on demand delivery of pharmaceutical agents. Still further, transdermal delivery of the compounds described herein can be accomplished by means of iontophoretic patches and the like. Additionally, transdermal patches can provide controlled delivery of the compounds of any of Formula (I), (Ia), (Ib), (II), (IIa), (IIb), (III), (IIIa), (IIIb), or (IIIc). The rate of absorption can be slowed by using rate-controlling membranes or by trapping the compound within a polymer matrix or gel.

Conversely, absorption enhancers can be used to increase absorption. An absorption enhancer or carrier can include absorbable pharmaceutically acceptable solvents to assist passage through the skin. For example, transdermal devices are in the form of a bandage comprising a backing member, a reservoir containing the compound optionally with carriers, optionally a rate controlling barrier to deliver the compound to the skin of the host at a controlled and predetermined rate over a prolonged period of time, and means to secure the device to the skin.

[00440] Injectable Formulations

[00441] Formulations that include a compound of any of Formula (I), (Ia), (Ib), (II), (IIa), (IIb), (III), (IIIa), (IIIb), or (IIIc), suitable for intramuscular, subcutaneous, or intravenous injection may include physiologically acceptable sterile aqueous or non-aqueous solutions, dispersions, suspensions or emulsions, and sterile powders for reconstitution into sterile injectable solutions or dispersions. Examples of suitable aqueous and non-aqueous carriers, diluents, solvents, or vehicles including water, ethanol, polyols (propyleneglycol, polyethylene-glycol, glycerol, cremophor and the like), suitable mixtures thereof, vegetable oils (such as olive oil) and injectable organic esters such as ethyl oleate. Proper fluidity can be maintained, for example, by the use of a coating such as lecithin, by the maintenance of the required particle size in the case of dispersions, and by the use of surfactants. Formulations suitable for subcutaneous injection may also contain additives such as preserving, wetting, emulsifying, and dispensing agents. Prevention of the growth of microorganisms can be ensured by various antibacterial and antifungal agents, such as parabens, chlorobutanol, phenol, sorbic acid, and the like. It may also be desirable to include isotonic agents, such as sugars, sodium chloride, and the like. Prolonged absorption of the injectable pharmaceutical form can be brought about by the use of agents delaying absorption, such as aluminum monostearate and gelatin.

[00442] For intravenous injections, compounds described herein may be formulated in aqueous solutions, preferably in physiologically compatible buffers such as Hank's solution, Ringer's

solution, or physiological saline buffer. For transmucosal administration, penetrants appropriate to the barrier to be permeated are used in the formulation. Such penetrants are generally known in the art. For other parenteral injections, appropriate formulations may include aqueous or nonaqueous solutions, preferably with physiologically compatible buffers or excipients. Such excipients are generally known in the art.

[00443] Parenteral injections may involve bolus injection or continuous infusion. Formulations for injection may be presented in unit dosage form, *e.g.*, in ampoules or in multi-dose containers, with an added preservative. The pharmaceutical composition described herein may be in a form suitable for parenteral injection as a sterile suspensions, solutions or emulsions in oily or aqueous vehicles, and may contain formulatory agents such as suspending, stabilizing and/or dispersing agents. Pharmaceutical formulations for parenteral administration include aqueous solutions of the active compounds in water-soluble form. Additionally, suspensions of the active compounds may be prepared as appropriate oily injection suspensions. Suitable lipophilic solvents or vehicles include fatty oils such as sesame oil, or synthetic fatty acid esters, such as ethyl oleate or triglycerides, or liposomes. Aqueous injection suspensions may contain substances which increase the viscosity of the suspension, such as sodium carboxymethyl cellulose, sorbitol, or dextran. Optionally, the suspension may also contain suitable stabilizers or agents which increase the solubility of the compounds to allow for the preparation of highly concentrated solutions. Alternatively, the active ingredient may be in powder form for constitution with a suitable vehicle, *e.g.*, sterile pyrogen-free water, before use.

[00444] Other Formulations

[00445] In certain embodiments, delivery systems for pharmaceutical compounds may be employed, such as, for example, liposomes and emulsions. In certain embodiments, compositions provided herein can also include an mucoadhesive polymer, selected from among, for example, carboxymethylcellulose, carbomer (acrylic acid polymer), poly(methylmethacrylate), polyacrylamide, polycarbophil, acrylic acid/butyl acrylate copolymer, sodium alginate and dextran.

[00446] In some embodiments, the compounds described herein may be administered topically and can be formulated into a variety of topically administrable compositions, such as solutions, suspensions, lotions, gels, pastes, medicated sticks, balms, creams or ointments. Such pharmaceutical compounds can contain solubilizers, stabilizers, tonicity enhancing agents, buffers and preservatives.

[00447] The compounds described herein may also be formulated in rectal compositions such as enemas, rectal gels, rectal foams, rectal aerosols, suppositories, jelly suppositories, or retention enemas, containing conventional suppository bases such as cocoa butter or other glycerides, as

well as synthetic polymers such as polyvinylpyrrolidone, PEG, and the like. In suppository forms of the compositions, a low-melting wax such as, but not limited to, a mixture of fatty acid glycerides, optionally in combination with cocoa butter is first melted.

Examples of Methods of Dosing and Treatment Regimens

[00448] The compounds described herein can be used in the preparation of medicaments for the inhibition of Btk or a homolog thereof, or for the treatment of diseases or conditions that would benefit, at least in part, from inhibition of Btk. In addition, a method for treating any of the diseases or conditions described herein in a subject in need of such treatment, involves administration of pharmaceutical compositions containing at least one compound of any of Formula (I), (Ia), (Ib), (II), (IIa), (IIb), (III), (IIIa), (IIIb), or (IIIc), described herein, or a pharmaceutically acceptable salt, pharmaceutically acceptable N-oxide, pharmaceutically active metabolite, pharmaceutically acceptable prodrug, or pharmaceutically acceptable solvate thereof, in therapeutically effective amounts to said subject.

[00449] The compositions containing the compound(s) described herein can be administered for prophylactic and/or therapeutic treatments. In therapeutic applications, the compositions are administered to a patient already suffering from a disease or condition, in an amount sufficient to cure or at least partially arrest the symptoms of the disease or condition. Amounts effective for this use will depend on the severity and course of the disease or condition, previous therapy, the patient's health status, weight, and response to the drugs, and the judgment of the treating physician. It is considered well within the skill of the art for one to determine such therapeutically effective amounts by routine experimentation (including, but not limited to, a dose escalation clinical trial).

[00450] In prophylactic applications, compositions containing the compounds described herein are administered to a patient susceptible to or otherwise at risk of a particular disease, disorder or condition. Such an amount is defined to be a "prophylactically effective amount or dose." In this use, the precise amounts also depend on the patient's state of health, weight, and the like. It is considered well within the skill of the art for one to determine such prophylactically effective amounts by routine experimentation (e.g., a dose escalation clinical trial). When used in a patient, effective amounts for this use will depend on the severity and course of the disease, disorder or condition, previous therapy, the patient's health status and response to the drugs, and the judgment of the treating physician.

[00451] In the case wherein the patient's condition does not improve, upon the doctor's discretion the administration of the compounds may be administered chronically, that is, for an extended period of time, including throughout the duration of the patient's life in order to ameliorate or otherwise control or limit the symptoms of the patient's disease or condition.

[00452] In the case wherein the patient's status does improve, upon the doctor's discretion the administration of the compounds may be given continuously; alternatively, the dose of drug being administered may be temporarily reduced or temporarily suspended for a certain length of time (i.e., a "drug holiday"). The length of the drug holiday can vary between 2 days and 1 year, including by way of example only, 2 days, 3 days, 4 days, 5 days, 6 days, 7 days, 10 days, 12 days, 15 days, 20 days, 28 days, 35 days, 50 days, 70 days, 100 days, 120 days, 150 days, 180 days, 200 days, 250 days, 280 days, 300 days, 320 days, 350 days, or 365 days. The dose reduction during a drug holiday may be from 10%-100%, including, by way of example only, 10%, 15%, 20%, 25%, 30%, 35%, 40%, 45%, 50%, 55%, 60%, 65%, 70%, 75%, 80%, 85%, 90%, 95%, or 100%.

[00453] Once improvement of the patient's conditions has occurred, a maintenance dose is administered if necessary. Subsequently, the dosage or the frequency of administration, or both, can be reduced, as a function of the symptoms, to a level at which the improved disease, disorder or condition is retained. Patients can, however, require intermittent treatment on a long-term basis upon any recurrence of symptoms.

[00454] The amount of a given agent that will correspond to such an amount will vary depending upon factors such as the particular compound, disease or condition and its severity, the identity (e.g., weight) of the subject or host in need of treatment, but can nevertheless be routinely determined in a manner known in the art according to the particular circumstances surrounding the case, including, e.g., the specific agent being administered, the route of administration, the condition being treated, and the subject or host being treated. In general, however, doses employed for adult human treatment will typically be in the range of 0.02-5000 mg per day, or from about 1-1500 mg per day. The desired dose may conveniently be presented in a single dose or as divided doses administered simultaneously (or over a short period of time) or at appropriate intervals, for example as two, three, four or more sub-doses per day.

[00455] In one embodiment, the daily dosage appropriate for the compound of Formula (I), (II) or (III), or a pharmaceutically acceptable salt thereof, described herein is about 1 mg per day. In another embodiment, the daily dosage appropriate for the compound of Formula (I), (II) or (III), or a pharmaceutically acceptable salt thereof, described herein is about 2 mg per day. In another embodiment, the daily dosage appropriate for the compound of Formula (I), (II) or (III), or a pharmaceutically acceptable salt thereof, described herein is about 5 mg per day. In another embodiment, the daily dosage appropriate for the compound of Formula (I), (II) or (III), or a pharmaceutically acceptable salt thereof, described herein is about 10 mg per day. In another embodiment, the daily dosage appropriate for the compound of Formula (I), (II) or (III), or a pharmaceutically acceptable salt thereof, described herein is about 20 mg per day. In another

pharmaceutically acceptable salt thereof, described herein is about 800 mg per day.

[00456] In one embodiment, the daily dosages appropriate for the compound of Formula (I), (II) or (III), or a pharmaceutically acceptable salt thereof, described herein are from about 0.01 to about 50 mg/kg per body weight.

[00457] In some embodiments, the daily dosage or the amount of active in the dosage form are lower or higher than the ranges indicated herein, based on a number of variables in regard to an individual treatment regime. In various embodiments, the daily and unit dosages are altered depending on a number of variables including, but not limited to, the activity of the compound used, the disease or condition to be treated, the mode of administration, the requirements of the individual subject, the severity of the disease or condition being treated, and the judgment of the practitioner.

[00458] The pharmaceutical composition described herein may be in unit dosage forms suitable for single administration of precise dosages. In unit dosage form, the formulation is divided into unit doses containing appropriate quantities of one or more compound. The unit dosage may be in the form of a package containing discrete quantities of the formulation. Non-limiting examples are packaged tablets or capsules, and powders in vials or ampoules. Aqueous suspension compositions can be packaged in single-dose non-reclosable containers.

Alternatively, multiple-dose reclosable containers can be used, in which case it is typical to include a preservative in the composition. By way of example only, formulations for parenteral injection may be presented in unit dosage form, which include, but are not limited to ampoules, or in multi-dose containers, with an added preservative.

[00459] The foregoing ranges are merely suggestive, as the number of variables in regard to an individual treatment regime is large, and considerable excursions from these recommended values are not uncommon. Such dosages may be altered depending on a number of variables, not limited to the activity of the compound used, the disease or condition to be treated, the mode of administration, the requirements of the individual subject, the severity of the disease or condition being treated, and the judgment of the practitioner.

[00460] Toxicity and therapeutic efficacy of such therapeutic regimens can be determined by standard pharmaceutical procedures in cell cultures or experimental animals, including, but not limited to, the determination of the LD₅₀ (the dose lethal to 50% of the population) and the ED₅₀ (the dose therapeutically effective in 50% of the population). The dose ratio between the toxic and therapeutic effects is the therapeutic index and it can be expressed as the ratio between LD₅₀ and ED₅₀. Compounds exhibiting high therapeutic indices are preferred. The data obtained from cell culture assays and animal studies can be used in formulating a range of dosage for use in human. The dosage of such compounds lies preferably within a range of circulating

concentrations that include the ED₅₀ with minimal toxicity. The dosage may vary within this range depending upon the dosage form employed and the route of administration utilized.

Combination Treatments

[00461] The reversible or irreversible Btk inhibitor compositions described herein can also be used in combination with other well known therapeutic reagents that are selected for their therapeutic value for the condition to be treated. In general, the compositions described herein and, in embodiments where combinational therapy is employed, other agents do not have to be administered in the same pharmaceutical composition, and may, because of different physical and chemical characteristics, have to be administered by different routes. The determination of the mode of administration and the advisability of administration, where possible, in the same pharmaceutical composition, is well within the knowledge of the skilled clinician. The initial administration can be made according to established protocols known in the art, and then, based upon the observed effects, the dosage, modes of administration and times of administration can be modified by the skilled clinician.

[00462] In certain instances, it may be appropriate to administer at least one reversible or irreversible Btk inhibitor compound described herein in combination with another therapeutic agent. By way of example only, if one of the side effects experienced by a patient upon receiving one of the reversible or irreversible Btk inhibitor compounds described herein is nausea, then it may be appropriate to administer an anti-nausea agent in combination with the initial therapeutic agent. Or, by way of example only, the therapeutic effectiveness of one of the compounds described herein may be enhanced by administration of an adjuvant (i.e., by itself the adjuvant may have minimal therapeutic benefit, but in combination with another therapeutic agent, the overall therapeutic benefit to the patient is enhanced). Or, by way of example only, the benefit experienced by a patient may be increased by administering one of the compounds described herein with another therapeutic agent (which also includes a therapeutic regimen) that also has therapeutic benefit. In any case, regardless of the disease, disorder or condition being treated, the overall benefit experienced by the patient may simply be additive of the two therapeutic agents or the patient may experience a synergistic benefit.

[00463] The particular choice of compounds used will depend upon the diagnosis of the attending physicians and their judgment of the condition of the patient and the appropriate treatment protocol. The compounds may be administered concurrently (e.g., simultaneously, essentially simultaneously or within the same treatment protocol) or sequentially, depending upon the nature of the disease, disorder, or condition, the condition of the patient, and the actual choice of compounds used. The determination of the order of administration, and the number of repetitions of administration of each therapeutic agent during a treatment protocol, is well within

the knowledge of the skilled physician after evaluation of the disease being treated and the condition of the patient.

[00464] It is known to those of skill in the art that therapeutically-effective dosages can vary when the drugs are used in treatment combinations. Methods for experimentally determining therapeutically-effective dosages of drugs and other agents for use in combination treatment regimens are described in the literature. For example, the use of metronomic dosing, i.e., providing more frequent, lower doses in order to minimize toxic side effects, has been described extensively in the literature. Combination treatment further includes periodic treatments that start and stop at various times to assist with the clinical management of the patient.

[00465] For combination therapies described herein, dosages of the co-administered compounds will of course vary depending on the type of co-drug employed, on the specific drug employed, on the disease or condition being treated and so forth. In addition, when co-administered with one or more biologically active agents, the compound provided herein may be administered either simultaneously with the biologically active agent(s), or sequentially. If administered sequentially, the attending physician will decide on the appropriate sequence of administering protein in combination with the biologically active agent(s).

[00466] In any case, the multiple therapeutic agents (one of which is a compound of Formula (I), (Ia), (Ib), (II), (IIa), (IIb), (III), (IIIa), (IIIb), or (IIIc) described herein) may be administered in any order or even simultaneously. If simultaneously, the multiple therapeutic agents may be provided in a single, unified form, or in multiple forms (by way of example only, either as a single pill or as two separate pills). One of the therapeutic agents may be given in multiple doses, or both may be given as multiple doses. If not simultaneous, the timing between the multiple doses may vary from more than zero weeks to less than four weeks. In addition, the combination methods, compositions and formulations are not to be limited to the use of only two agents; the use of multiple therapeutic combinations are also envisioned.

[00467] It is understood that the dosage regimen to treat, prevent, or ameliorate the condition(s) for which relief is sought, can be modified in accordance with a variety of factors. These factors include the disorder from which the subject suffers, as well as the age, weight, sex, diet, and medical condition of the subject. Thus, the dosage regimen actually employed can vary widely and therefore can deviate from the dosage regimens set forth herein.

[00468] The pharmaceutical agents which make up the combination therapy disclosed herein may be a combined dosage form or in separate dosage forms intended for substantially simultaneous administration. The pharmaceutical agents that make up the combination therapy may also be administered sequentially, with either therapeutic compound being administered by a regimen calling for two-step administration. The two-step administration regimen may call for

sequential administration of the active agents or spaced-apart administration of the separate active agents. The time period between the multiple administration steps may range from, a few minutes to several hours, depending upon the properties of each pharmaceutical agent, such as potency, solubility, bioavailability, plasma half-life and kinetic profile of the pharmaceutical agent. Circadian variation of the target molecule concentration may also determine the optimal dose interval.

[00469] In addition, the compounds described herein also may be used in combination with procedures that may provide additional or synergistic benefit to the patient. By way of example only, patients are expected to find therapeutic and/or prophylactic benefit in the methods described herein, wherein pharmaceutical composition of a compound disclosed herein and /or combinations with other therapeutics are combined with genetic testing to determine whether that individual is a carrier of a mutant gene that is known to be correlated with certain diseases or conditions.

[00470] The compounds described herein and combination therapies can be administered before, during or after the occurrence of a disease or condition, and the timing of administering the composition containing a compound can vary. Thus, for example, the compounds can be used as a prophylactic and can be administered continuously to subjects with a propensity to develop conditions or diseases in order to prevent the occurrence of the disease or condition. The compounds and compositions can be administered to a subject during or as soon as possible after the onset of the symptoms. The administration of the compounds can be initiated within the first 48 hours of the onset of the symptoms, within the first 6 hours of the onset of the symptoms, or within 3 hours of the onset of the symptoms. The initial administration can be via any route practical, such as, for example, an intravenous injection, a bolus injection, infusion over 5 minutes to about 5 hours, a pill, a capsule, transdermal patch, buccal delivery, and the like, or combination thereof. A compound should be administered as soon as is practicable after the onset of a disease or condition is detected or suspected, and for a length of time necessary for the treatment of the disease, such as, for example, from about 1 month to about 3 months. The length of treatment can vary for each subject, and the length can be determined using the known criteria. For example, the compound or a formulation containing the compound can be administered for at least 2 weeks, between about 1 month to about 5 years, or from about 1 month to about 3 years.

Exemplary Therapeutic Agents for Use in Combination with a Reversible or Irreversible Btk Inhibitor Compound

[00471] Where the subject is suffering from or at risk of suffering from an autoimmune disease,

an inflammatory disease, or an allergy disease, a reversible or irreversible Btk inhibitor compound can be used in with one or more of the following therapeutic agents in any combination: immunosuppressants (e.g., tacrolimus, cyclosporin, rapamicin, methotrexate, cyclophosphamide, azathioprine, mercaptopurine, mycophenolate, or FTY720), glucocorticoids (e.g., prednisone, cortisone acetate, prednisolone, methylprednisolone, dexamethasone, betamethasone, triamcinolone, beclometasone, fludrocortisone acetate, deoxycorticosterone acetate, aldosterone), non-steroidal anti-inflammatory drugs (e.g., salicylates, arylalkanoic acids, 2-arylpropionic acids, N-arylanthranilic acids, oxicams, coxibs, or sulphonanilides), Cox-2-specific inhibitors (e.g., valdecoxib, celecoxib, or rofecoxib), leflunomide, gold thioglucose, gold thiomalate, aurofin, sulfasalazine, hydroxychloroquine, minocycline, TNF- α binding proteins (e.g., infliximab, etanercept, or adalimumab), abatacept, anakinra, interferon- β , interferon- γ , interleukin-2, allergy vaccines, antihistamines, antileukotrienes, beta-agonists, theophylline, or anticholinergics.

[00472] Where the subject is suffering from or at risk of suffering from a B-cell proliferative disorder (e.g., plasma cell myeloma), the subject can be treated with a reversible or irreversible Btk inhibitor compound in any combination with one or more other anti-cancer agents. In some embodiments, one or more of the anti-cancer agents are proapoptotic agents. Examples of anti-cancer agents include, but are not limited to, any of the following: gossypol, genasense, polyphenol E, Chlorofusin, all trans-retinoic acid (ATRA), bryostatin, tumor necrosis factor-related apoptosis-inducing ligand (TRAIL), 5-aza-2'-deoxycytidine, all trans retinoic acid, doxorubicin, vincristine, etoposide, gemcitabine, imatinib (Gleevec®), geldanamycin, 17-N-Allylamino-17-Demethoxygeldanamycin (17-AAG), flavopiridol, LY294002, bortezomib, trastuzumab, BAY 11-7082, PKC412, or PD184352, Taxol™, also referred to as "paclitaxel", which is a well-known anti-cancer drug which acts by enhancing and stabilizing microtubule formation, and analogs of Taxol™, such as Taxotere™. Compounds that have the basic taxane skeleton as a common structure feature, have also been shown to have the ability to arrest cells in the G2-M phases due to stabilized microtubules and may be useful for treating cancer in combination with the compounds described herein.

[00473] Further examples of anti-cancer agents for use in combination with a reversible or irreversible Btk inhibitor compound include inhibitors of mitogen-activated protein kinase signaling, e.g., U0126, PD98059, PD184352, PD0325901, ARRY-142886, SB239063, SP600125, BAY 43-9006, wortmannin, or LY294002; Syk inhibitors; mTOR inhibitors; and antibodies (e.g., rituxan).

[00474] Other anti-cancer agents that can be employed in combination with a reversible or irreversible Btk inhibitor compound include Adriamycin, Dactinomycin, Bleomycin,

Vinblastine, Cisplatin, acivicin; aclarubicin; acodazole hydrochloride; acronine; adozelesin; aldesleukin; altretamine; ambomycin; ametantrone acetate; aminoglutethimide; amsacrine; anastrozole; anthramycin; asparaginase; asperlin; azacitidine; azetepa; azotomycin; batimastat; benzodepa; bicalutamide; bisantrene hydrochloride; bisnafide dimesylate; bizelesin; bleomycin sulfate; brequinar sodium; bropirimine; busulfan; cactinomycin; calusterone; caracemide; carbetimer; carboplatin; carmustine; carubicin hydrochloride; carzelesin; cedefingol; chlorambucil; cirolemycin; cladribine; crisnatol mesylate; cyclophosphamide; cytarabine; dacarbazine; daunorubicin hydrochloride; decitabine; dexormaplatin; dezaguanine; dezaguanine mesylate; diaziquone; doxorubicin; doxorubicin hydrochloride; droloxifene; droloxifene citrate; dromostanolone propionate; duazomycin; edatrexate; eflornithine hydrochloride; elsamitrucin; enloplatin; enpromate; epipropidine; epirubicin hydrochloride; erbulozole; esorubicin hydrochloride; estramustine; estramustine phosphate sodium; etanidazole; etoposide; etoposide phosphate; etoprine; fadrozole hydrochloride; fazarabine; fenretinide; floxuridine; fludarabine phosphate; fluorouracil; flurocitabine; fosquidone; fostriecin sodium; gemcitabine; gemcitabine hydrochloride; hydroxyurea; idarubicin hydrochloride; ifosfamide; iimofosine; interleukin II (including recombinant interleukin II, or rIL2), interferon alfa-2a; interferon alfa-2b; interferon alfa-n1; interferon alfa-n3; interferon beta-1 a; interferon gamma-1 b; iproplatin; irinotecan hydrochloride; lanreotide acetate; letrozole; leuprolide acetate; liarozole hydrochloride; lometrexol sodium; lomustine; losoxantrone hydrochloride; masoprocol; maytansine; mechlorethamine hydrochloride; megestrol acetate; melengestrol acetate; melphalan; menogaril; mercaptopurine; methotrexate; methotrexate sodium; metoprine; meturedepa; mitindomide; mitocarcin; mitocromin; mitogillin; mitomalcin; mitomycin; mitosper; mitotane; mitoxantrone hydrochloride; mycophenolic acid; nocodazole; nogalamycin; ormaplatin; oxisuran; pegaspargase; peliomycin; pentamustine; peplomycin sulfate; perfosfamide; pipobroman; pipsulfan; piroxantrone hydrochloride; plicamycin; plomestane; porfimer sodium; porfiromycin; prednimustine; procarbazine hydrochloride; puromycin; puromycin hydrochloride; pyrazofurin; riboprine; rogletimide; safingol; safingol hydrochloride; semustine; simtrazene; sparfosate sodium; sparsomycin; spirogermanium hydrochloride; spiromustine; spiroplatin; streptonigrin; streptozocin; sulofenur; talisomycin; tecogalan sodium; tegafur; teloxantrone hydrochloride; temoporfin; teniposide; teroxirone; testolactone; thiamiprine; thioguanine; thiotepa; tiazofurin; tirapazamine; toremifene citrate; trestolone acetate; triciribine phosphate; trimetrexate; trimetrexate glucuronate; triptorelin; tubulozole hydrochloride; uracil mustard; uredepa; vapreotide; verteporfin; vinblastine sulfate; vincristine sulfate; vindesine; vindesine sulfate; vinepidine sulfate; vinyglicinate sulfate; vinleurosine sulfate; vinorelbine tartrate; vinrosidine sulfate; vinzolidine sulfate; vorozole; zeniplatin; zinostatin; zorubicin

hydrochloride.

[00475] Other anti-cancer agents that can be employed in combination with a reversible or irreversible Btk inhibitor compound include: 20-epi-1, 25 dihydroxyvitamin D3; 5-ethynyluracil; abiraterone; aclarubicin; acylfulvene; adecylenol; adozelesin; aldesleukin; ALL-TK antagonists; altretamine; ambamustine; amidox; amifostine; aminolevulinic acid; amrubicin; amsacrine; anagrelide; anastrozole; andrographolide; angiogenesis inhibitors; antagonist D; antagonist G; antarelix; anti-dorsalizing morphogenetic protein-1; antiandrogen, prostatic carcinoma; antiestrogen; antineoplaston; antisense oligonucleotides; aphidicolin glycinate; apoptosis gene modulators; apoptosis regulators; apurinic acid; ara-CDP-DL-PTBA; arginine deaminase; asulacrine; atamestane; atrimustine; axinastatin 1; axinastatin 2; axinastatin 3; azasetron; azatoxin; azatyrosine; baccatin III derivatives; balanol; batimastat; BCR/ABL antagonists; benzochlorins; benzoylstauroporine; beta lactam derivatives; beta-alethine; betaclamycin B; betulinic acid; bFGF inhibitor; bicalutamide; bisantrene; bisaziridinylspermine; bisnafide; bistratene A; bizelesin; breflate; bropirimine; budotitane; buthionine sulfoximine; calcipotriol; calphostin C; camptothecin derivatives; canarypox IL-2; capecitabine; carboxamide-amino-triazole; carboxyamidotriazole; CaRest M3; CARN 700; cartilage derived inhibitor; carzelesin; casein kinase inhibitors (ICOS); castanospermine; cecropin B; cetorelix; chlorlins; chloroquinoxaline sulfonamide; cicaprost; cis-porphyrin; cladribine; clomifene analogues; clotrimazole; collismycin A; collismycin B; combretastatin A4; combretastatin analogue; conagenin; crambescidin 816; crisnatol; cryptophycin 8; cryptophycin A derivatives; curacin A; cyclopentantraquinones; cycloplatain; cypemycin; cytarabine ocfosphate; cytolytic factor; cytostatin; dacliximab; decitabine; dehydrodidemnin B; deslorelin; dexamethasone; dexifosfamide; dexrazoxane; dexverapamil; diaziquone; didemnin B; didox; diethylnorspermine; dihydro-5-azacytidine; 9- dioxamycin; diphenyl spiromustine; docosanol; dolasetron; doxifluridine; droloxifene; dronabinol; duocarmycin SA; ebselen; ecomustine; edelfosine; edrecolomab; eflornithine; elemene; emitefur; epirubicin; epristeride; estramustine analogue; estrogen agonists; estrogen antagonists; etanidazole; etoposide phosphate; exemestane; fadrozole; fazarabine; fenretinide; filgrastim; finasteride; flavopiridol; flezelastine; fluasterone; fludarabine; fluorodaunorubicin hydrochloride; forfenimex; formestane; fostriecin; fotemustine; gadolinium texaphyrin; gallium nitrate; galocitabine; ganirelix; gelatinase inhibitors; gemcitabine; glutathione inhibitors; hepsulfam; heregulin; hexamethylene bisacetamide; hypericin; ibandronic acid; idarubicin; idoxifene; idramantone; ilmofosine; ilomastat; imidazoacridones; imiquimod; immunostimulant peptides; insulin-like growth factor-1 receptor inhibitor; interferon agonists; interferons; interleukins; iobenguane; iododoxorubicin; ipomeanol, 4-; iroplact; irsogladine; isobengazole; isohomohalicondrin B; itasetron;

jasplakinolide; kahalalide F; lamellarin-N triacetate; lanreotide; leinamycin; lenograstim;
 lentinan sulfate; leptolstatin; letrozole; leukemia inhibiting factor; leukocyte alpha interferon;
 leuprolide+estrogen+progesterone; leuprorelin; levamisole; liarozole; linear polyamine
 analogue; lipophilic disaccharide peptide; lipophilic platinum compounds; lissoclinamide 7;
 lobaplatin; lombricine; lometrexol; lonidamine; losoxantrone; lovastatin; loxoribine; lurtotecan;
 lutetium texaphyrin; lysofylline; lytic peptides; maitansine; manostat A; marimastat;
 masoprocol; maspin; matrilysin inhibitors; matrix metalloproteinase inhibitors; menogaril;
 merbarone; meterelin; methioninase; metoclopramide; MIF inhibitor; mifepristone; miltefosine;
 mirimostim; mismatched double stranded RNA; mitoguazone; mitolactol; mitomycin analogues;
 mitonafide; mitotoxin fibroblast growth factor-saporin; mitoxantrone; mofarotene;
 molgramostim; monoclonal antibody, human chorionic gonadotrophin; monophosphoryl lipid
 A+myobacterium cell wall sk; mopidamol; multiple drug resistance gene inhibitor; multiple
 tumor suppressor 1 -based therapy; mustard anticancer agent; mycaperoxide B; mycobacterial
 cell wall extract; myriaporone; N-acetyldinaline; N-substituted benzamides; nafarelin; nagrestip;
 naloxone+pentazocine; napavin; naphterpin; nartograstim; nedaplatin; nemorubicin; neridronic
 acid; neutral endopeptidase; nilutamide; nisamycin; nitric oxide modulators; nitroxide
 antioxidant; nitrullyn; O6-benzylguanine; octreotide; okicenone; oligonucleotides; onapristone;
 ondansetron; ondansetron; oracin; oral cytokine inducer; ormaplatin; osaterone; oxaliplatin;
 oxaunomycin; palauamine; palmitoylrhizoxin; pamidronic acid; panaxytriol; panomifene;
 parabactin; pazelliptine; pegaspargase; pegfilgrastim; peldesine; pentosan polysulfate sodium;
 pentostatin; pentozole; perflubron; perfosfamide; perillyl alcohol; phenazinomycin;
 phenylacetate; phosphatase inhibitors; picibanil; pilocarpine hydrochloride; pirarubicin;
 piritrexim; placetin A; placetin B; plasminogen activator inhibitor; platinum complex; platinum
 compounds; platinum-triamine complex; porfimer sodium; porfiromycin; prednisone; propyl
 bis-acridone; prostaglandin J2; proteasome inhibitors; protein A-based immune modulator;
 protein kinase C inhibitor; protein kinase C inhibitors, microalgal; protein tyrosine phosphatase
 inhibitors; purine nucleoside phosphorylase inhibitors; purpurins; pyrazoloacridine;
 pyridoxylated hemoglobin polyoxyethylene conjugate; raf antagonists; raltitrexed; ramosetron;
 ras farnesyl protein transferase inhibitors; ras inhibitors; ras-GAP inhibitor; retelliptine
 demethylated; rhenium Re 186 etidronate; rhizoxin; ribozymes; RII retinamide; roglitimide;
 rohitukine; romurtide; roquinimex; rubiginone B1; ruboxyl; safingol; saintopin; SarCNU;
 sarcophytol A; sargramostim; Sdi 1 mimetics; semustine; senescence derived inhibitor 1; sense
 oligonucleotides; signal transduction inhibitors; signal transduction modulators; single chain
 antigen-binding protein; sizofiran; sobuzoxane; sodium borocaptate; sodium phenylacetate;
 solverol; somatomedin binding protein; sonermin; sparfosic acid; spicamycin D; spiromustine;

splenopentin; spongistatin 1; squalamine; stem cell inhibitor; stem-cell division inhibitors; stipiamide; stromelysin inhibitors; sulfinosine; superactive vasoactive intestinal peptide antagonist; suradista; suramin; swainsonine; synthetic glycosaminoglycans; tallimustine; tamoxifen methiodide; taumustine; tazarotene; tecogalan sodium; tegafur; tellurapyrylium; telomerase inhibitors; temoporfin; temozolomide; teniposide; tetrachlorodecaoxide; tetrazomine; thaliblastine; thiocoraline; thrombopoietin; thrombopoietin mimetic; thymalfasin; thymopoietin receptor agonist; thymotrinan; thyroid stimulating hormone; tin ethyl etiopurpurin; tirapazamine; titanocene bichloride; topsentin; toremifene; totipotent stem cell factor; translation inhibitors; tretinoin; triacetyluridine; triciribine; trimetrexate; triptorelin; tropisetron; turosteride; tyrosine kinase inhibitors; tyrphostins; UBC inhibitors; ubenimex; urogenital sinus-derived growth inhibitory factor; urokinase receptor antagonists; vapreotide; variolin B; vector system, erythrocyte gene therapy; velaresol; veramine; verdins; verteporfin; vinorelbine; vinxaltine; vitaxin; vorozole; zanoterone; zeniplatin; zilascorb; and zinostatin stimalamer.

[00476] Yet other anticancer agents that can be employed in combination with a reversible or irreversible Btk inhibitor compound include alkylating agents, antimetabolites, natural products, or hormones, e.g., nitrogen mustards (e.g., mechloroethamine, cyclophosphamide, chlorambucil, etc.), alkyl sulfonates (e.g., busulfan), nitrosoureas (e.g., carmustine, lomusitne, etc.), or triazenes (decarbazine, etc.). Examples of antimetabolites include but are not limited to folic acid analog (e.g., methotrexate), or pyrimidine analogs (e.g., Cytarabine), purine analogs (e.g., mercaptopurine, thioguanine, pentostatin).

[00477] Examples of natural products useful in combination with a reversible or irreversible Btk inhibitor compound include but are not limited to vinca alkaloids (e.g., vinblastin, vincristine), epipodophyllotoxins (e.g., etoposide), antibiotics (e.g., daunorubicin, doxorubicin, bleomycin), enzymes (e.g., L-asparaginase), or biological response modifiers (e.g., interferon alpha).

[00478] Examples of alkylating agents that can be employed in combination a reversible or irreversible Btk inhibitor compound include, but are not limited to, nitrogen mustards (e.g., mechloroethamine, cyclophosphamide, chlorambucil, meiphalan, etc.), ethylenimine and methylmelamines (e.g., hexamethylmelamine, thiotepa), alkyl sulfonates (e.g., busulfan), nitrosoureas (e.g., carmustine, lomusitne, semustine, streptozocin, etc.), or triazenes (decarbazine, etc.). Examples of antimetabolites include, but are not limited to folic acid analog (e.g., methotrexate), or pyrimidine analogs (e.g., fluorouracil, floxouridine, Cytarabine), purine analogs (e.g., mercaptopurine, thioguanine, pentostatin).

[00479] Examples of hormones and antagonists useful in combination with a reversible or irreversible Btk inhibitor compound include, but are not limited to, adrenocorticosteroids (e.g., prednisone), progestins (e.g., hydroxyprogesterone caproate, megestrol acetate,

medroxyprogesterone acetate), estrogens (e.g., diethylstilbestrol, ethinyl estradiol), antiestrogen (e.g., tamoxifen), androgens (e.g., testosterone propionate, fluoxymesterone), antiandrogen (e.g., flutamide), gonadotropin releasing hormone analog (e.g., leuprolide). Other agents that can be used in the methods and compositions described herein for the treatment or prevention of cancer include platinum coordination complexes (e.g., cisplatin, carboplatin), anthracenedione (e.g., mitoxantrone), substituted urea (e.g., hydroxyurea), methyl hydrazine derivative (e.g., procarbazine), adrenocortical suppressant (e.g., mitotane, aminoglutethimide).

[00480] Examples of anti-cancer agents which act by arresting cells in the G2-M phases due to stabilized microtubules and which can be used in combination with a reversible or irreversible Btk inhibitor compound include without limitation the following marketed drugs and drugs in development: Erbulozole (also known as R-55104), Dolastatin 10 (also known as DLS-10 and NSC-376128), Mivobulin isethionate (also known as CI-980), Vincristine, NSC-639829, Discodermolide (also known as NVP-XX-A-296), ABT-751 (Abbott, also known as E-7010), Altorhyrtins (such as Altorhyrtin A and Altorhyrtin C), Spongistatins (such as Spongistatin 1, Spongistatin 2, Spongistatin 3, Spongistatin 4, Spongistatin 5, Spongistatin 6, Spongistatin 7, Spongistatin 8, and Spongistatin 9), Cemadotin hydrochloride (also known as LU-103793 and NSC-D-669356), Epothilones (such as Epothilone A, Epothilone B, Epothilone C (also known as desoxyepothilone A or dEpoA), Epothilone D (also referred to as KOS-862, dEpoB, and desoxyepothilone B), Epothilone E, Epothilone F, Epothilone B N-oxide, Epothilone A N-oxide, 16-aza-epothilone B, 21-aminoepothilone B (also known as BMS-310705), 21-hydroxyepothilone D (also known as Desoxyepothilone F and dEpoF), 26-fluoroepothilone), Auristatin PE (also known as NSC-654663), Soblidotin (also known as TZT-1027), LS-4559-P (Pharmacia, also known as LS-4577), LS-4578 (Pharmacia, also known as LS-477-P), LS-4477 (Pharmacia), LS-4559 (Pharmacia), RPR-112378 (Aventis), Vincristine sulfate, DZ-3358 (Daiichi), FR-182877 (Fujisawa, also known as WS-9885B), GS-164 (Takeda), GS-198 (Takeda), KAR-2 (Hungarian Academy of Sciences), BSF-223651 (BASF, also known as ILX-651 and LU-223651), SAH-49960 (Lilly/Novartis), SDZ-268970 (Lilly/Novartis), AM-97 (Armad/Kyowa Hakko), AM-132 (Armad), AM-138 (Armad/Kyowa Hakko), IDN-5005 (Indena), Cryptophycin 52 (also known as LY-355703), AC-7739 (Ajinomoto, also known as AVE-8063A and CS-39.HCI), AC-7700 (Ajinomoto, also known as AVE-8062, AVE-8062A, CS-39-L-Ser.HCI, and RPR-258062A), Vitilevuamide, Tubulysin A, Canadensol, Centaureidin (also known as NSC-106969), T-138067 (Tularik, also known as T-67, TL-138067 and TI-138067), COBRA-1 (Parker Hughes Institute, also known as DDE-261 and WHI-261), H10 (Kansas State University), H16 (Kansas State University), Oncocidin A1 (also known as BTO-956 and DIME), DDE-313 (Parker Hughes Institute), Fijianolide B, Laulimalide, SPA-2 (Parker

Hughes Institute), SPA-1 (Parker Hughes Institute, also known as SPIKET-P), 3-IAABU (Cytoskeleton/Mt. Sinai School of Medicine, also known as MF-569), Narcosine (also known as NSC-5366), Nascapine, D-24851 (Asta Medica), A-105972 (Abbott), Hemiasterlin, 3-BAABU (Cytoskeleton/Mt. Sinai School of Medicine, also known as MF-191), TMPN (Arizona State University), Vanadocene acetylacetonate, T-138026 (Tularik), Monsatrol, Inanocine (also known as NSC-698666), 3-IAABE (Cytoskeleton/Mt. Sinai School of Medicine), A-204197 (Abbott), T-607 (Tularik, also known as T-900607), RPR- 115781 (Aventis), Eleutherobins (such as Desmethyleleutherobin, Desacetyeleutherobin, Isoeleutherobin A, and Z-Eleutherobin), Caribaeoside, Caribaeolin, Halichondrin B, D-64131 (Asta Medica), D-68144 (Asta Medica), Diazonamide A, A-293620 (Abbott), NPI-2350 (Nereus), Taccalonolide A, TUB-245 (Aventis), A-259754 (Abbott), Diozostatin, (-)-Phenylahistin (also known as NSCL-96F037), D-68838 (Asta Medica), D-68836 (Asta Medica), Myoseverin B, D-43411 (Zentaris, also known as D-81862), A-289099 (Abbott), A-318315 (Abbott), HTI-286 (also known as SPA-110, trifluoroacetate salt) (Wyeth), D-82317 (Zentaris), D-82318 (Zentaris), SC-12983 (NCI), Resverastatin phosphate sodium, BPR-OY-007 (National Health Research Institutes), and SSR-250411 (Sanofi).

[00481] Where the subject is suffering from or at risk of suffering from a thromboembolic disorder (e.g., stroke), the subject can be treated with a reversible or irreversible Btk inhibitor compound in any combination with one or more other anti-thromboembolic agents. Examples of anti-thromboembolic agents include, but are not limited any of the following: thrombolytic agents (e.g., alteplase anistreplase, streptokinase, urokinase, or tissue plasminogen activator), heparin, tinzaparin, warfarin, dabigatran (e.g., dabigatran etexilate), factor Xa inhibitors (e.g., fondaparinux, draparinux, rivaroxaban, DX-9065a, otamixaban, LY517717, or YM150), ticlopidine, clopidogrel, CS-747 (prasugrel, LY640315), ximelagatran, or BIBR 1048.

Kits/Articles of Manufacture

[00482] For use in the therapeutic applications described herein, kits and articles of manufacture are also described herein. Such kits can include a carrier, package, or container that is compartmentalized to receive one or more containers such as vials, tubes, and the like, each of the container(s) including one of the separate elements to be used in a method described herein. Suitable containers include, for example, bottles, vials, syringes, and test tubes. The containers can be formed from a variety of materials such as glass or plastic.

[00483] The articles of manufacture provided herein contain packaging materials. Packaging materials for use in packaging pharmaceutical products are well known to those of skill in the art. See, e.g., U.S. Patent Nos. 5,323,907, 5,052,558 and 5,033,252. Examples of pharmaceutical packaging materials include, but are not limited to, blister packs, bottles, tubes, inhalers, pumps,

bags, vials, containers, syringes, bottles, and any packaging material suitable for a selected formulation and intended mode of administration and treatment. A wide array of formulations of the compounds and compositions provided herein are contemplated as are a variety of treatments for any disease, disorder, or condition that would benefit by inhibition of Btk, or in which Btk is a mediator or contributor to the symptoms or cause.

[00484] For example, the container(s) can include one or more compounds described herein, optionally in a composition or in combination with another agent as disclosed herein. The container(s) optionally have a sterile access port (for example the container can be an intravenous solution bag or a vial having a stopper pierceable by a hypodermic injection needle). Such kits optionally comprising a compound with an identifying description or label or instructions relating to its use in the methods described herein.

[00485] A kit will typically may include one or more additional containers, each with one or more of various materials (such as reagents, optionally in concentrated form, and/or devices) desirable from a commercial and user standpoint for use of a compound described herein. Non-limiting examples of such materials include, but not limited to, buffers, diluents, filters, needles, syringes; carrier, package, container, vial and/or tube labels listing contents and/or instructions for use, and package inserts with instructions for use. A set of instructions will also typically be included.

[00486] A label can be on or associated with the container. A label can be on a container when letters, numbers or other characters forming the label are attached, molded or etched into the container itself; a label can be associated with a container when it is present within a receptacle or carrier that also holds the container, e.g., as a package insert. A label can be used to indicate that the contents are to be used for a specific therapeutic application. The label can also indicate directions for use of the contents, such as in the methods described herein.

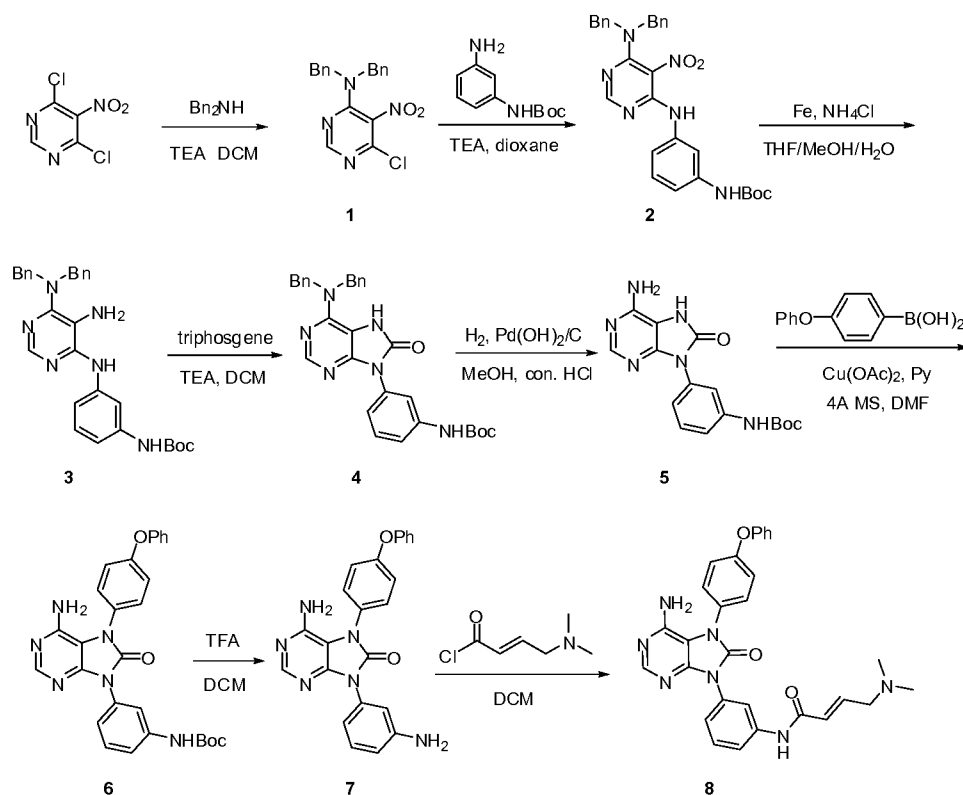
[00487] In certain embodiments, the pharmaceutical compositions can be presented in a pack or dispenser device which can contain one or more unit dosage forms containing a compound provided herein. The pack can for example contain metal or plastic foil, such as a blister pack. The pack or dispenser device can be accompanied by instructions for administration. The pack or dispenser can also be accompanied with a notice associated with the container in form prescribed by a governmental agency regulating the manufacture, use, or sale of pharmaceuticals, which notice is reflective of approval by the agency of the form of the drug for human or veterinary administration. Such notice, for example, can be the labeling approved by the U.S. Food and Drug Administration for prescription drugs, or the approved product insert. Compositions containing a compound provided herein formulated in a compatible pharmaceutical carrier can also be prepared, placed in an appropriate container, and labeled for

treatment of an indicated condition.

[00488] Examples

[00489] The following specific and non-limiting examples are to be construed as merely illustrative, and do not limit the present disclosure in any way whatsoever. Without further elaboration, it is believed that one skilled in the art can, based on the description herein, utilize the present disclosure to its fullest extent. All publications cited herein are hereby incorporated by reference in their entirety. Where reference is made to a URL or other such identifier or address, it is understood that such identifiers can change and particular information on the internet can come and go, but equivalent information can be found by searching the internet. Reference thereto evidences the availability and public dissemination of such information.

Example 1: Synthesis of (E)-N-(3-(6-amino-8-oxo-7-(4-phenoxyphenyl)-7H-purin-9(8H-yl)phenyl)-4-(dimethylamino)but-2-enamide (8)



[00490] To a stirred solution of 4,6-dichloro-5-nitropyrimidine (7 g, 36 mmol) and TEA (10 mL, 72 mmol) in DCM (60 mL) at 0°C under N_2 was added Bn_2NH in DCM (10 mL) dropwise over 2 hrs. Stirring was continued for 30 min before the reaction mixture was diluted with water (100 mL). The layers were separated and the aqueous layer was extracted with DCM (50 mL X 3). The combined organic layer was washed with water (100 mL X 2) and brine (100 mL X 1), dried over Na_2SO_4 and concentrated *in vacuo*. *N,N*-dibenzyl-6-chloro-5-nitropyrimidin-4-amine (1) (12.8 g, 100 %) was obtained as a brown slurry. LC-MS (ESI): m/z ($\text{M}+1$) 355.

[00491] To a solution of *N,N*-dibenzyl-6-chloro-5-nitropyrimidin-4-amine (**1**) (7.0 g, 19.7 mmol) and TEA (5.5 mL, 40 mmol) in dioxane (100 mL) was added *tert*-butyl 3-aminophenylcarbamate (4.2 g, 20.0 mmol). The reaction mixture was heated to 70 °C for 6 hrs under N₂. After the reaction was cooled down to room temperature, water (150 mL) was introduced. The layers were separated and the aqueous layer was extracted with EtOAc (50 mL X 2). The combined organic layer was washed with water (150 mL X 2) and brine (100 mL X 1), dried over Na₂SO₄ and concentrated to dryness. *tert*-Butyl 3-(6-(dibenzylamino)-5-nitropyrimidin-4-ylamino) phenylcarbamate (**2**) (9.2 g, 88 %) was obtained as a brown solid. LC-MS (ESI): *m/z* (M+1) 527.

[00492] To a solution of *tert*-butyl 3-(6-(dibenzylamino)-5-nitropyrimidin-4-ylamino) phenylcarbamate (**2**) (9.2 g, 17.5 mmol) in 100 mL THF were added Fe powder (9.8 g, 175 mmol), NH₄Cl (18.7 g, 350 mmol), 100 mL MeOH and 20 mL H₂O. The reaction mixture was heated at 50 °C for 7 hrs under N₂. After cooling to rt, the reaction mixture was filtered through a pad of Celite. The filtrate was concentrated to 100 mL, and extracted with EtOAc (80 mL X 3). The combined organic layer was washed with water (100 mL X 2) and brine (100 mL X 1), dried over Na₂SO₄, then concentrated to dryness *in vacuo*. The residual was purified by column chromatography (silica gel, 0 to 30% ethyl acetate in petroleum ether) to give *tert*-butyl 3-(5-amino-6-(dibenzylamino)pyrimidin-4-ylamino)phenylcarbamate (**3**) (4.0 g, 46.1%) as a brown solid. LC-MS (ESI): *m/z* (M+1) 497.

[00493] A solution of *tert*-butyl 3-(5-amino-6-(dibenzylamino)pyrimidin-4-ylamino) phenylcarbamate (**3**) (4.0 g, 8.1 mmol) and TEA (2 mL, 14.5 mmol) in 80 mL dry DCM was cooled to 0 °C under N₂, triphosgene (1.2 g, 4.0 mmol) in 10 mL dry DCM was added dropwise during 2 hrs. After additional 1 hr stirring, the reaction was quenched with water (100 mL). The organic layer was separated, washed with water (100 mL X 2) and brine (100 mL X 1), dried over Na₂SO₄, then concentrated to dryness *in vacuo*. *tert*-Butyl 3-(6-(dibenzylamino)-8-oxo-7*H*-purin-9(8*H*)-yl)phenylcarbamate (**4**) (3.0 g, 71 %) was obtained as a brown solid. LC-MS (ESI): *m/z* (M+1) 523.

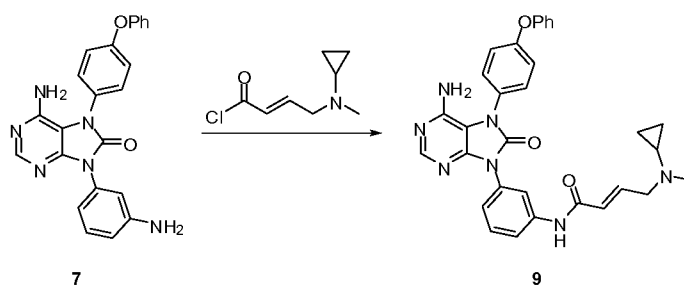
[00494] To a mixture of *tert*-butyl 3-(6-(dibenzylamino)-8-oxo-7*H*-purin-9(8*H*)-yl) phenylcarbamate (**4**) (3.0 g, 5.7 mmol) in 120 mL MeOH was added 3.0 g Pd(OH)₂/C (20 wt%) and 6 drops of con. HCl. After two vacuum/H₂ cycles to remove air from the reaction flask, the stirred mixture was heated at 60 °C under hydrogen atmosphere overnight. The reaction mixture was filtered through a Celite pad and the filtrate was concentrated to dryness *in vacuo*. The residue was purified by column chromatography (silica gel, 0 to 5% methanol in DCM) to give *tert*-butyl 3-(6-amino-8-oxo-7*H*-purin-9(8*H*)-yl)phenylcarbamate (**5**) (1.5 g, 76%) as a white solid. LC-MS (ESI): *m/z* (M+1) 343.

[00495] To a stirred mixture of *tert*-butyl 3-(6-amino-8-oxo-7*H*-purin-9(8*H*)-yl)phenylcarbamate (**5**) (600 mg, 1.8 mmol) and 400 mg 4Å MS in 16 mL dry DMF were added 4-phenoxyphenylboronic acid (1.05 g, 4.9 mmol), Cu(OAc)₂ (320 mg, 1.8 mmol) and pyridine (1 mL, 12.7 mmol). The reaction mixture was heated at 37 °C for 5 hrs under an O₂ atmosphere. After cooling down to rt, the reaction mixture was filtered through a Celite pad. The filtrate was diluted with water (100 mL) and extracted with EtOAc (50 mL X 3). The combined organic layer was washed with water (100 mL X 2) and brine (100 mL X 1), dried over Na₂SO₄, then concentrated to dryness. The residue was purified by column chromatography (silica gel, 0 to 5% methanol in DCM) to give *tert*-butyl 3-(6-amino-8-oxo-7-(4-phenoxyphenyl)-7*H*-purin-9(8*H*)-yl) phenylcarbamate (**6**) (404 mg, 45 %) as a brown solid. LC-MS (ESI): *m/z* (M+1) 511.

[00496] To a solution of *tert*-butyl 3-(6-amino-8-oxo-7-(4-phenoxyphenyl)-7*H*-purin-9(8*H*)-yl) phenylcarbamate (**6**) (404 mg, 0.8 mmol) in 8 mL DCM was added 2 mL TFA dropwise. The reaction mixture was stirred at rt for 1 hr, then concentrated to dryness. The residue was purified by column chromatography (silica gel, 0 to 5 % methanol in DCM (0.3% Et₃N)) to give 6-amino-9-(3-aminophenyl)-7-(4-phenoxyphenyl)-7*H*-purin-8(9*H*)-one (**7**) (325 mg, 100%) as a yellow solid. LC-MS (ESI): *m/z* (M+1) 411.

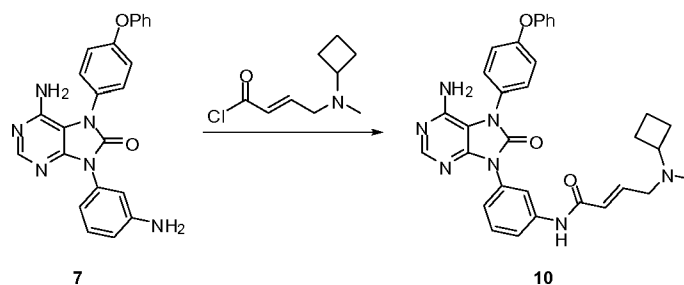
[00497] To a mixture of 4-(dimethylamino)but-2-enoic acid hydrochloride (81 mg, 0.49 mmol) and 1 drop of DMF in 3 mL dry CH₃CN was added 0.5 mL oxalyl chloride dropwise under N₂. The reaction mixture was stirred at rt for 1 hr, then concentrated to dryness *in vacuo*. The resulting solid was dissolved in 2 mL dry DCM and was transferred to a stirred solution of 6-amino-9-(3-aminophenyl)-7-(4-phenoxyphenyl)-7*H*-purin-8(9*H*)-one (**7**) (100 mg, 0.24 mmol) and one drop of TEA in 3 mL dry DCM in an ice-water bath. After stirring for 2 hrs, the reaction was quenched with MeOH. The resulting mixture was concentrated to dry, pre-purified by column chromatography (silica gel, 0 to 5 % methanol in DCM), followed by Gilson using 10 to 95% acetonitrile in water (0.1% TFA) to give (*E*)-*N*-(3-(6-amino-8-oxo-7-(4-phenoxyphenyl)-7*H*-purin-9(8*H*)-yl)phenyl)-4-(dimethylamino)but-2-enamide (**8**) (61 mg, 48%) as a white solid. ¹H NMR (400 MHz, DMSO) δ 10.56 (s, 1H), 9.79 (s, 1H), 8.11 (s, 1H), 8.00 (s, 1H), 7.71 (d, *J* = 8.9 Hz, 1H), 7.58 – 7.32 (m, 6H), 7.25 – 7.07 (m, 5H), 6.84 – 6.65 (m, 1H), 6.46 (d, *J* = 15.4 Hz, 1H), 5.88 (s, 2H), 4.02 – 3.87 (m, 2H), 2.79 (s, 3H), 2.78 (s, 3H). LC-MS (ESI): *m/z* (M+1) 522.

Example 2: Synthesis of (E)-N-(3-(6-amino-8-oxo-7-(4-phenoxyphenyl)-7H-purin-9(8H)-yl)phenyl)-4-(cyclopropyl(methyl)amino)but-2-enamide (9)



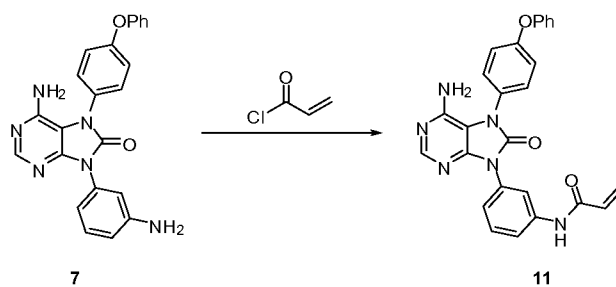
[00498] In a similar manner as described in Example 1, (E)-N-(3-(6-amino-8-oxo-7-(4-phenoxyphenyl)-7H-purin-9(8H)-yl)phenyl)-4-(cyclopropyl(methyl)amino)but-2-enamide (**9**) (29 mg, 28%) was prepared as a white solid from intermediate **7** (80 mg, 0.19 mmol) and (E)-4-(cyclopropyl(methyl)amino)but-2-enoyl chloride. ¹H NMR (400 MHz, DMSO) δ 10.58 (s, 1H), 9.64 (s, 1H), 8.11 (s, 1H), 8.02 (s, 1H), 7.70 (d, *J* = 8.2 Hz, 1H), 7.56 – 7.39 (m, 5H), 7.36 (d, *J* = 8.9 Hz, 1H), 7.23 – 7.11 (m, 5H), 6.85 – 6.73 (m, 1H), 6.49 (d, *J* = 15.3 Hz, 1H), 5.90 (s, 2H), 4.23 – 3.96 (m, 2H), 2.86 (s, 4H), 0.87 (d, *J* = 30.2 Hz, 4H). LC-MS (ESI): *m/z* (M+1) 548.

Example 3: Synthesis of (E)-N-(3-(6-amino-8-oxo-7-(4-phenoxyphenyl)-7H-purin-9(8H)-yl)phenyl)-4-(cyclobutyl(methyl)amino)but-2-enamide (10)



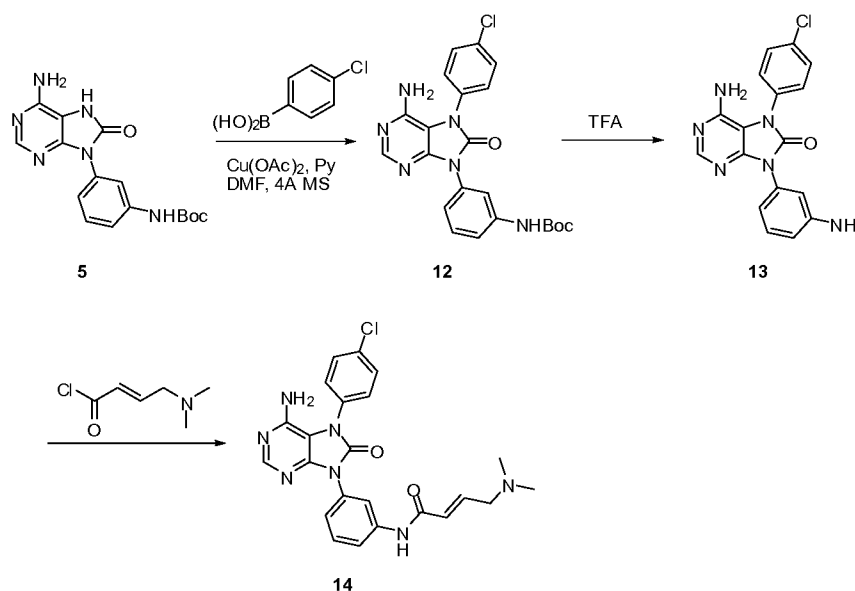
[00499] In a similar manner as described in Example 1, (E)-N-(3-(6-amino-8-oxo-7-(4-phenoxyphenyl)-7H-purin-9(8H)-yl)phenyl)-4-(cyclobutyl(methyl)amino)but-2-enamide (**10**) (29 mg, 27%) was prepared as a white solid from intermediate **7** (80 mg, 0.19 mmol) and (E)-4-(cyclobutyl(methyl)amino)but-2-enoyl chloride. ¹H NMR (400 MHz, DMSO) δ 10.29 (s, 1H), 8.10 (s, 1H), 8.00 (s, 1H), 7.67 (d, *J* = 8.9 Hz, 1H), 7.58 – 7.38 (m, 5H), 7.30 (d, *J* = 8.7 Hz, 1H), 7.24 – 7.09 (m, 5H), 6.82 – 6.65 (m, 1H), 6.27 (d, *J* = 14.8 Hz, 1H), 5.85 (s, 2H), 3.14 – 2.93 (m, 2H), 2.92 – 2.75 (m, 1H), 2.02 (s, 3H), 1.99 – 1.90 (m, 2H), 1.87 – 1.68 (m, 2H), 1.69 – 1.50 (m, 2H). LC-MS (ESI): *m/z* (M+1) 562.

Example 4: Synthesis of N-(3-(6-amino-8-oxo-7-(4-phenoxyphenyl)-7H-purin-9(8H)-yl)phenyl)acrylamide (11)



[00500] In a similar manner as described in Example 1, N-(3-(6-amino-8-oxo-7-(4-phenoxyphenyl)-7H-purin-9(8H)-yl)phenyl)acrylamide (**11**) (33 mg) was prepared as a off-white solid as a TFA salt after prep-HPLC purification from intermediate **7** and acryloyl chloride. LC-MS (ESI): m/z (M+1) 449.

Example 5: Synthesis of (E)-N-(3-(6-amino-7-(4-chlorophenyl)-8-oxo-7H-purin-9(8H)-yl)phenyl)-4-(dimethylamino)but-2-enamide (14)



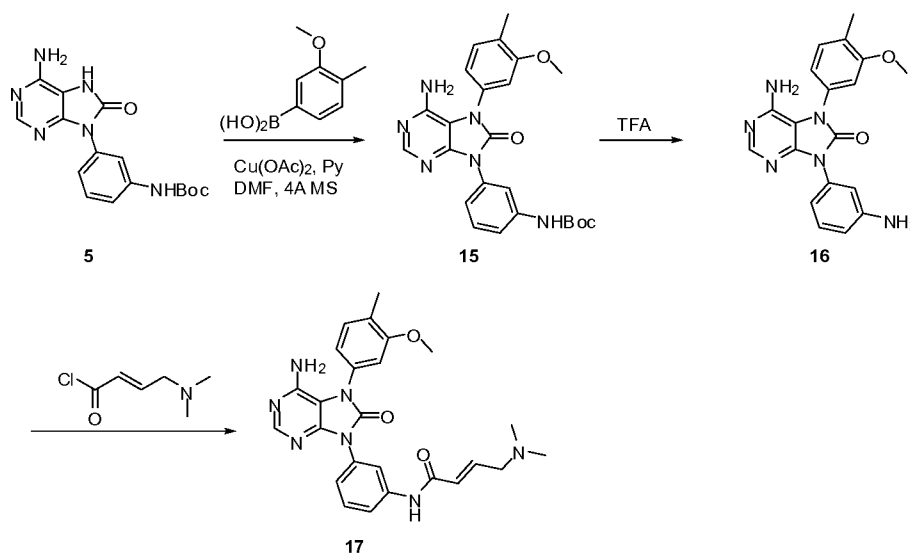
[00501] To a mixture of *tert*-butyl 3-(6-amino-8-oxo-7H-purin-9(8H)-yl)phenylcarbamate (**5**) (300 mg, 0.88 mmol) and 4A MS (300 mg) in dry DMF (10 mL) were added 4-chlorophenylboronic acid (413 mg, 2.64 mmol), Cu(OAc)₂ (160 mg, 0.88 mmol) and pyridine (1 mL). The reaction mixture was heated to 35 °C overnight under an O₂ atmosphere, and filtered through a Celite pad. The filtrate was diluted with water (50 mL), extracted with EtOAc (30 mL X 3). The combined organic layer was washed with water and brine, dried over Na₂SO₄, and concentrated. The residue was purified by column chromatography (silica gel, 0 to 5% methanol in methylene chloride) to give *tert*-butyl 3-(6-amino-7-(4-chlorophenyl)-8-oxo-7H-purin-9(8H)-yl)phenylcarbamate (**12**) (234 mg, 59.1%). LC-MS (ESI): m/z (M/M+2) 453/455.

[00502] To a solution of *tert*-butyl 3-(6-amino-7-(4-chlorophenyl)-8-oxo-7H-purin-9(8H)-yl)

phenylcarbamate (**12**) (234 mg, 0.52 mmol) in DCM (8 mL) was added TFA (2 mL) dropwise. The reaction mixture was stirred at rt for 1 h before concentrated. The residue was purified by column chromatography (silica gel, 0 to 5 % methanol in methylene chloride (0.3% Et₃N)) to give 6-amino-9-(3-aminophenyl)-7-(4-chlorophenyl)-7*H*-purin-8(9*H*)-one as a brown solid (**13**) (180 mg, 98.9%). LC-MS (ESI): *m/z* (M/M+2) 353/355.

[00503] To a suspension of (*E*)-4-(dimethylamino)but-2-enoic acid hydrochloride salt (94 mg, 0.57 mmol) in dry acetonitrile (5 mL) was added 1 drop of DMF before introducing (COCl)₂ (0.5 mL, 5.3 mmol). Resulting mixture was stirred at room temperature for 1 hour. Concentrated and dissolved in dry DCM (2 mL) before introducing a solution of 6-amino-9-(3-aminophenyl)-7-(4-chlorophenyl)-7*H*-purin-8(9*H*)-one (**13**) (100 mg, 0.28 mmol) in DCM (2 mL). Resulting solution was stirred at room temperature for 2 hours before quenched the reaction with MeOH (2 mL). Solvent was removed and the residue was pre-purified by column chromatography (silica gel, 0 to 10% methanol in methylene chloride (0.3% Et₃N)) followed by preparative HPLC (RP, C18, 10 to 95% acetonitrile in water (0.2% NH₃·H₂O)) to give (*E*)-*N*-(3-(6-amino-7-(4-chlorophenyl)-8-oxo-7*H*-purin-9(8*H*)-yl)phenyl)-4-(dimethylamino)but-2-enamide (**14**) (25 mg, 19.1%) as a white solid. LC-MS (ESI): *m/z* (M/M+2) 464/466. ¹H NMR (400 MHz, DMSO) δ 10.57 (s, 1H), 9.82 (s, 1H), 8.11 (s, 1H), 7.99 (s, 1H), 7.71 (d, *J* = 8.5 Hz, 1H), 7.62 (d, *J* = 8.7 Hz, 2H), 7.56 – 7.45 (m, 3H), 7.35 (d, *J* = 8.8 Hz, 1H), 6.82 – 6.65 (m, 1H), 6.46 (d, *J* = 15.3 Hz, 1H), 5.98 (s, 2H), 4.01 – 3.87 (m, 2H), 2.79 (s, 3H), 2.78 (s, 3H).

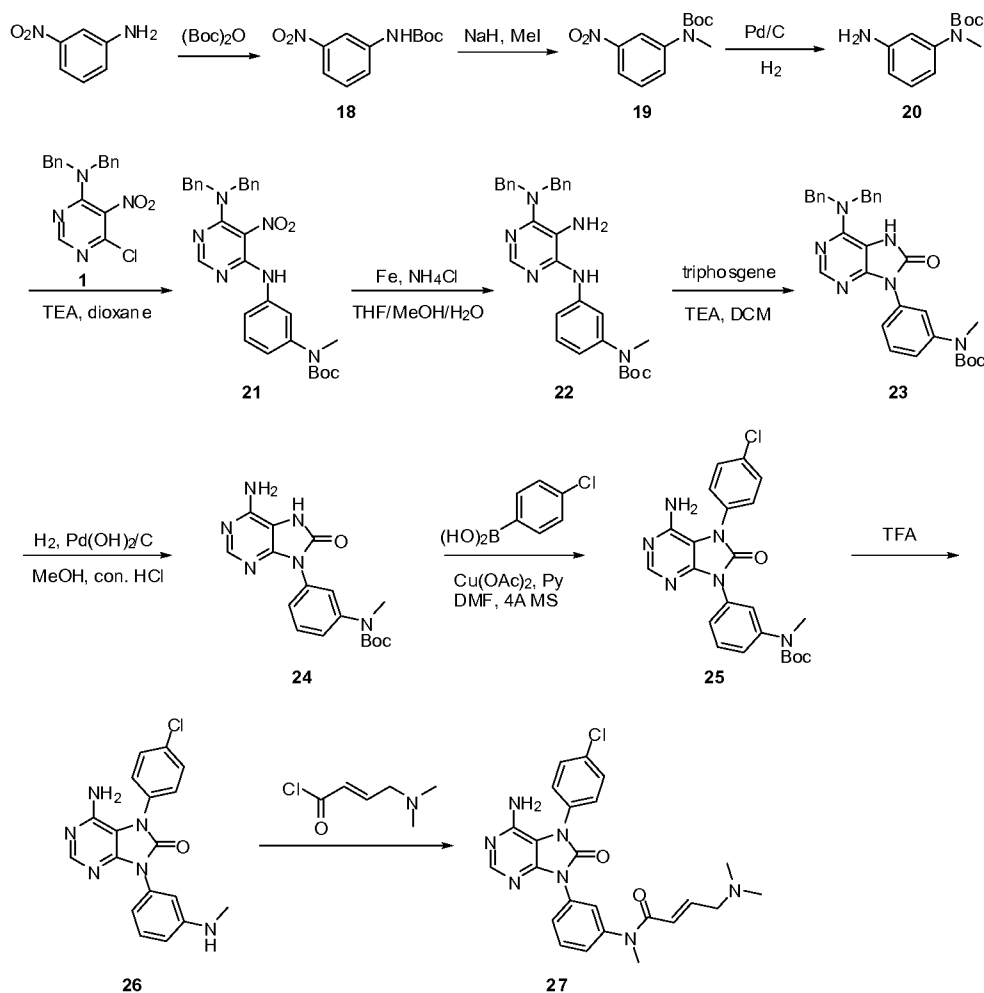
Example 6: Synthesis of (*E*)-*N*-(3-(6-amino-7-(3-methoxy-4-methylphenyl)-8-oxo-7*H*-purin-9(8*H*)-yl)phenyl)-4-(dimethylamino)but-2-enamide (17**)**



[00504] In a similar manner as described in Example 5, (*E*)-*N*-(3-(6-amino-7-(3-methoxy-4-methylphenyl)-8-oxo-7*H*-purin-9(8*H*)-yl)phenyl)-4-(dimethylamino)but-2-enamide (**17**) (26 mg) was prepared as a white solid in three steps starting from intermediate **5** and 3-methoxy-4-

methylphenylboronic acid. LC-MS (ESI): m/z (M+1) 474. ^1H NMR (400 MHz, DMSO) δ 10.57 (s, 1H), 9.79 (s, 1H), 8.11 (s, 1H), 8.00 (s, 1H), 7.71 (d, $J = 8.0$ Hz, 1H), 7.50 (t, $J = 8.1$ Hz, 1H), 7.39 – 7.29 (m, 2H), 7.15 (s, 1H), 7.03 (d, $J = 7.7$ Hz, 1H), 6.79 – 6.69 (m, 1H), 6.46 (d, $J = 15.2$ Hz, 1H), 5.74 (s, 2H), 3.97 – 3.90 (m, 2H), 3.80 (s, 3H), 2.79 (s, 3H), 2.78 (s, 3H), 2.22 (s, 3H).

Example 7: Synthesis of (E)-N-(3-(6-amino-7-(4-chlorophenyl)-8-oxo-7H-purin-9(8H-yl)phenyl)-4-(dimethylamino)-N-methylbut-2-enamide (27)



[00505] To a solution of 3-nitroaniline (10 g, 72.5 mmol), triethylamine (10 mL) and 4-(N, N-dimethylamino)pyridine (4.42 g, 36.3 mmol) in anhydrous CH_2Cl_2 (150 mL) was added a solution of di-*tert*-butyl dicarbonate (15.8 g, 72.5 mmol) in CH_2Cl_2 (50 mL) dropwise. The mixture was stirred at room temperature for 3 hours and washed with brine. The organic phase was dried over Na_2SO_4 , concentrated *in vacuo* and the residue was purified by column chromatography (silica gel, 0 to 20% ethyl acetate in petroleum ether) to give *tert*-butyl 3-nitrophenylcarbamate (**18**) 8.3 g as yellow solid (yield 48%). LC-MS (ESI): m/z (M+1) 237.

[00506] To a suspension of NaH (60% dispersion in mineral oil, 2.1 g, 41.8 mmol) in DMF (80 mL) at 0 °C was added a solution of *tert*-butyl 3-nitrophenylcarbamate (**18**) (8.3 g, 34.9 mmol)

in DMF (50 mL). The mixture was stirred at 0 °C for 0.5 hour before CH₃I (4.9 mL, 52.35 mmol) was added dropwise. The reaction mixture was stirred at room temperature for 2 hours, diluted with water (200 mL), and extracted with DCM (60 mL X 3). The combined organic layer was washed with brine, dried over Na₂SO₄ and concentrated *in vacuo* to afford *tert*-butyl methyl(3-nitrophenyl)carbamate (**19**) 8.8 g as yellow solid (yield 100%). LC-MS (ESI): *m/z* (M+1) 253.

[00507] A round-bottom flask containing *tert*-butyl methyl(3-nitrophenyl)carbamate (**19**) (8.8 g, 34.9 mmol), 10% palladium on charcoal (880 mg), and THF-MeOH (80 mL/80 mL) was evacuated and flushed with hydrogen three times. The mixture was stirred vigorously overnight under an atmosphere of hydrogen. The catalyst was removed by filtration through a pad of Celite, and the filtrate evaporated to afford *tert*-butyl 3-aminophenyl(methyl)carbamate (**20**) 7 g as yellow solid (yield 91%). LC-MS (ESI): *m/z* (M+1) 223.

[00508] To a solution of *tert*-butyl 3-aminophenyl(methyl)carbamate (**20**) (4.6 g, 20.8 mmol) and N,N-dibenzyl-6-chloro-5-nitropyrimidin-4-amine (**1**) (7 g, 19.8 mmol) in dioxane (100 mL) was added Et₃N (6 mL) and the reaction mixture was stirred at 60 °C overnight. The mixture was cooled to room temperature, the solvent was evaporated before water (200 mL) and EA (100 mL) was introduced. Organic layer was separated and extracted with EA (60 mL X 2). After the organic layer was washed with brine and dried over anhydrous sodium sulfate, the solvent was evaporated. The residue was purified by column chromatography (silica gel, 0 to 30% ethyl acetate in petroleum ether) to give *tert*-butyl 3-(6-(dibenzylamino)-5-nitropyrimidin-4-ylamino)phenyl (methyl)carbamate (**21**) 6.7 g as yellow solid (yield 63%). LC-MS (ESI): *m/z* (M+1) 541.

[00509] To a solution of *tert*-butyl 3-(6-(dibenzylamino)-5-nitropyrimidin-4-ylamino)phenyl (methyl)carbamate (**21**) (6.7 g, 12.4 mmol) in THF/MeOH/H₂O (100 mL/50 mL/30 mL) was added Fe powder (3.47 g, 62 mmol) and NH₄Cl (6.63 g, 124 mmol). The reaction mixture was heated at 50 °C for 5 h under N₂. After cooling to rt, the reaction mixture was filtered through a pad of Celite. The filtrate was extracted with EtOAc (30 mL X 3), washed with water and brine, dried over Na₂SO₄, and concentrated *in vacuo* to afford *tert*-butyl 3-(5-amino-6-(dibenzylamino)pyrimidin-4-ylamino)phenyl(methyl)carbamate (**22**) (6 g, yield 95%) as a yellow solid. LC-MS (ESI): *m/z* (M+1) 511.

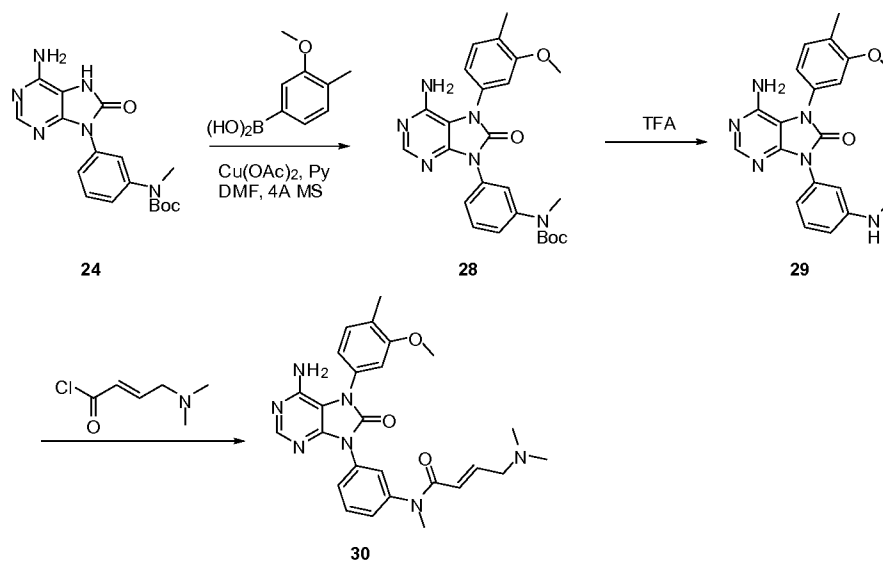
[00510] To a stirred solution of *tert*-butyl 3-(5-amino-6-(dibenzylamino)pyrimidin-4-ylamino)phenyl(methyl)carbamate (**22**) (3.1 g, 6.08 mmol) and TEA (1.75 mL, 12.16 mmol) in dry DCM (40 mL) at 0 °C and under N₂ atmosphere was added a solution of triphosgene (722 mg, 2.43 mmol) in dry DCM (20 mL) dropwise during 1 h. After the stirring was continued for 1 h, the reaction was quenched with water (10 mL). The organic layer was separated, washed with

water and brine, dried over Na_2SO_4 , and concentrated *in vacuo*. The residue was purified by column chromatography (silica gel, 0 to 20% ethyl acetate in petroleum ether) to give *tert*-butyl 3-(6-(dibenzylamino)-8-oxo-7H-purin-9(8H)-yl)phenyl(methyl)carbamate (**23**) (3 g, 92 %) as a light brown solid. LC-MS (ESI): m/z (M+1) 537.

[00511] To a mixture of *tert*-butyl 3-(6-(dibenzylamino)-8-oxo-7H-purin-9(8H)-yl)phenyl(methyl) carbamate (**23**) (3 g, 5.6 mmol) in MeOH (120 mL) was added $\text{Pd}(\text{OH})_2/\text{C}$ (3 g, 20 wt%) and 6 drops of con. HCl. The resulting mixture was purged with H_2 (2 X) before heated to 60 °C overnight under H_2 atmosphere. The mixture was cooled to r.t., filtered through a Celite pad, and the solvent was removed *in vacuo* to give *tert*-butyl 3-(6-amino-8-oxo-7H-purin-9(8H)-yl)phenyl(methyl)carbamate (**24**) (1.9 g, 95%) as a light yellow solid. LC-MS (ESI): m/z (M+1) 357.

[00512] In a similar manner as described in Example 5, (E)-N-(3-(6-amino-7-(4-chlorophenyl)-8-oxo-7H-purin-9(8H)-yl)phenyl)-4-(dimethylamino)-N-methylbut-2-enamide (**27**) (55 mg) was prepared as a white solid in three steps from *tert*-butyl 3-(6-amino-8-oxo-7H-purin-9(8H)-yl)phenyl(methyl)carbamate (**24**). LC-MS (ESI): m/z (M/M+2) 478/480. ^1H NMR (400 MHz, DMSO) δ 8.12 (s, 1H), 7.71 – 7.52 (m, 5H), 7.48 (d, $J = 8.7$ Hz, 2H), 7.34 (d, $J = 7.8$ Hz, 1H), 6.65 (dt, $J = 15.2, 6.0$ Hz, 1H), 6.11 – 5.90 (m, 3H), 3.27 (s, 3H), 2.91 (d, $J = 5.7$ Hz, 2H), 2.04 (s, 6H).

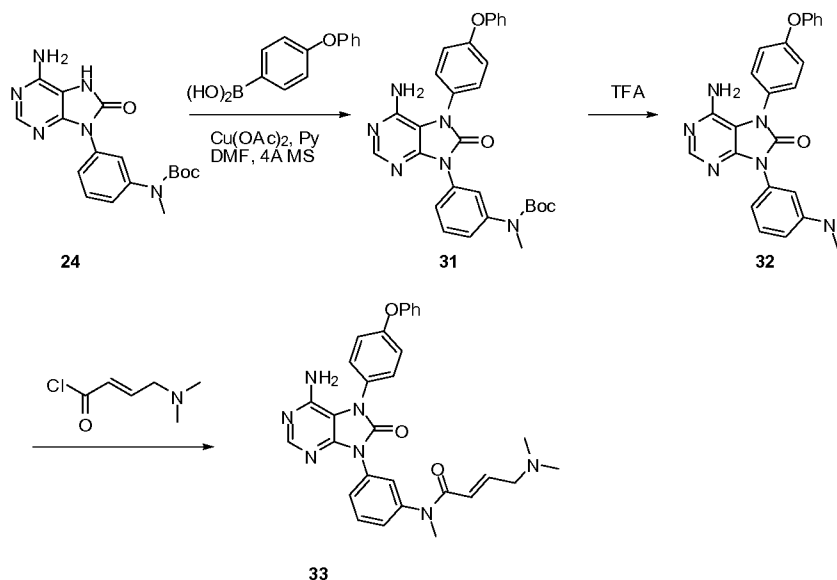
Example 8: Synthesis of (E)-N-(3-(6-amino-7-(3-methoxy-4-methylphenyl)-8-oxo-7H-purin-9(8H)-yl)phenyl)-4-(dimethylamino)-N-methylbut-2-enamide (30)



[00513] In a similar manner as described in Example 5, (E)-N-(3-(6-amino-7-(3-methoxy-4-methylphenyl)-8-oxo-7H-purin-9(8H)-yl)phenyl)-4-(dimethylamino)-N-methylbut-2-enamide (**30**) (26 mg) was prepared as a white solid in three steps starting from intermediate **24** and 3-methoxy-4-methylphenylboronic acid. LC-MS (ESI): m/z (M+1) 488. ^1H NMR (400 MHz,

DMSO) δ 8.11 (s, 1H), 7.71 – 7.55 (m, 3H), 7.33 (t, J = 8.1 Hz, 2H), 7.12 (s, 1H), 7.00 (d, J = 7.6 Hz, 1H), 6.71 – 6.59 (m, 1H), 6.03 (m, 1H), 5.74 (br, 2H), 3.80 (s, 3H), 3.27 (s, 3H), 2.91 (d, J = 5.7 Hz, 2H), 2.21 (s, 3H), 2.04 (s, 6H).

Example 9: Synthesis of (E)-N-(3-(6-amino-8-oxo-7-(4-phenoxyphenyl)-7H-purin-9(8H)-yl)phenyl)-4-(dimethylamino)-N-methylbut-2-enamide (33)



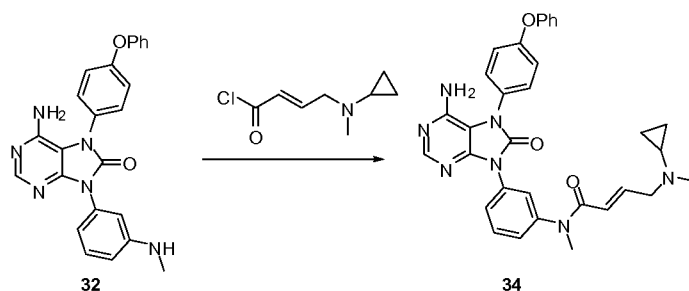
[00514] To a mixture of *tert*-butyl 3-(6-amino-8-oxo-7*H*-purin-9(8*H*)-yl)phenyl(methyl)carbamate (**24**) (600 mg, 1.68 mmol) and 4A MS (800 mg) in dry DMF (10 mL) were added 4-phenoxyphenylboronic acid (1.08 g, 5.06 mmol), Cu(OAc)₂ (307 mg, 1.68 mmol) and pyridine (1 mL). The reaction mixture was heated to 37°C overnight under O₂ atmosphere, and filtered through a Celite pad. The filtrate was diluted with water (30 mL), extracted with EtOAc (10 mL X 3). The combined organic layer was washed with water and brine, dried over Na₂SO₄, and concentrated. The residue was purified by column chromatography (silica gel, 0 to 5% methanol in methylene chloride) to give *tert*-butyl 3-(6-amino-8-oxo-7-(4-phenoxyphenyl)-7*H*-purin-9(8*H*)-yl)phenyl(methyl)carbamate as a light yellow solid (**31**) (450 mg, 51%). LC-MS (ESI): m/z (M+1) 525.

[00515] To a solution of *tert*-butyl 3-(6-amino-8-oxo-7-(4-phenoxyphenyl)-7*H*-purin-9(8*H*)-yl)phenyl(methyl)carbamate (**31**) (450 mg, 0.86 mmol) in DCM (8 mL) was added TFA (2 mL) dropwise. The reaction mixture was stirred at rt for 1 h and then concentrated. The residue was purified by column chromatography (silica gel, 0 to 10% methanol in methylene chloride (0.3% Et₃N)) to give 6-amino-9-(3-(methylamino)phenyl)-7-(4-phenoxyphenyl)-7*H*-purin-8(9*H*)-one (**32**) (364 mg, 100%). LC-MS (ESI): m/z (M+1) 425.

[00516] To a suspension of (*E*)-4-(dimethylamino)but-2-enoic acid hydrochloride salt (95 mg, 0.57 mmol) in acetonitrile (5 mL) was added 1 drop of DMF before introducing (COCl)₂ (0.25 mL, 2.86 mmol). Resulting mixture was stirred at room temperature for 2 hours. Concentrated

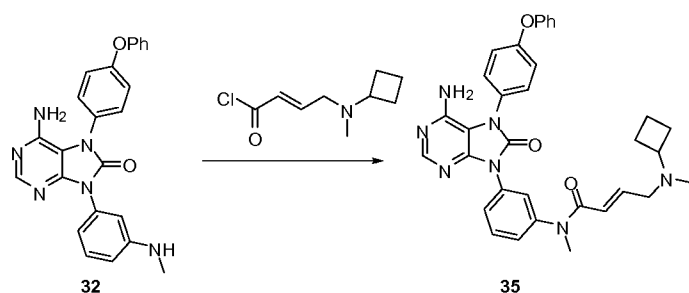
and dissolved in DCM (2 mL) before introduced to the solution of 6-amino-9-(3-(methylamino)phenyl)-7-(4-phenoxyphenyl)-7*H*-purin-8(9*H*)-one (**32**) (100 mg, 0.24 mmol) in DCM (2 mL). Resulting solution was stirred at room temperature for 2 hours before quenched the reaction with MeOH (2 mL). Solvent was removed and the residue was pre-purified by column chromatography (silica gel, 0 to 10% methanol in methylene chloride (1% Et₃N)) followed by preparative HPLC (RP, C18, 10 to 95% acetonitrile in water (0.2% NH₃)) to give (*E*)-*N*-(3-(6-amino-8-oxo-7-(4-phenoxyphenyl)-7*H*-purin-9(8*H*)-yl)phenyl)-4-(dimethylamino)-*N*-methylbut-2-enamide (**33**) (60 mg, 47%) as white solid. LC-MS (ESI): *m/z* (M + 1) 536. ¹H NMR (400 MHz, DMSO) δ 8.11 (s, 1H), 7.72 – 7.56 (m, 3H), 7.51 – 7.33 (m, 5H), 7.23 – 7.09 (m, 5H), 6.65 (dt, *J* = 15.2, 6.1 Hz, 1H), 6.04 (d, *J* = 16.6 Hz, 1H), 5.90 (br, 2H), 3.27 (s, 3H), 2.99 (s, 2H), 2.10 (s, 6H).

Example 10: Synthesis of (*E*)-*N*-(3-(6-amino-8-oxo-7-(4-phenoxyphenyl)-7*H*-purin-9(8*H*)-yl)phenyl)-4-(cyclopropyl(methyl)amino)-*N*-methylbut-2-enamide (34**)**



[00517] In a similar manner as described in Example 9, (*E*)-*N*-(3-(6-amino-8-oxo-7-(4-phenoxyphenyl)-7*H*-purin-9(8*H*)-yl)phenyl)-4-(cyclopropyl(methyl)amino)-*N*-methylbut-2-enamide (**34**) (67 mg) was prepared as a white solid from intermediate **32** and (*E*)-4-(cyclopropyl(methyl)amino)but-2-enoyl chloride. LC-MS (ESI): *m/z* (M+1) 562. ¹H NMR (400 MHz, DMSO) δ 8.11 (s, 1H), 7.70 – 7.56 (m, 3H), 7.52 – 7.30 (m, 5H), 7.23 – 7.10 (m, 5H), 6.72 – 6.62 (m, 1H), 5.99 (d, *J* = 14.3 Hz, 1H), 5.90 (s, 2H), 3.27 (s, 3H), 3.11 (d, *J* = 6.4 Hz, 2H), 2.11 (s, 3H), 1.64 – 1.54 (m, 1H), 0.39 – 0.28 (m, 2H), 0.25 – 0.11 (m, 2H).

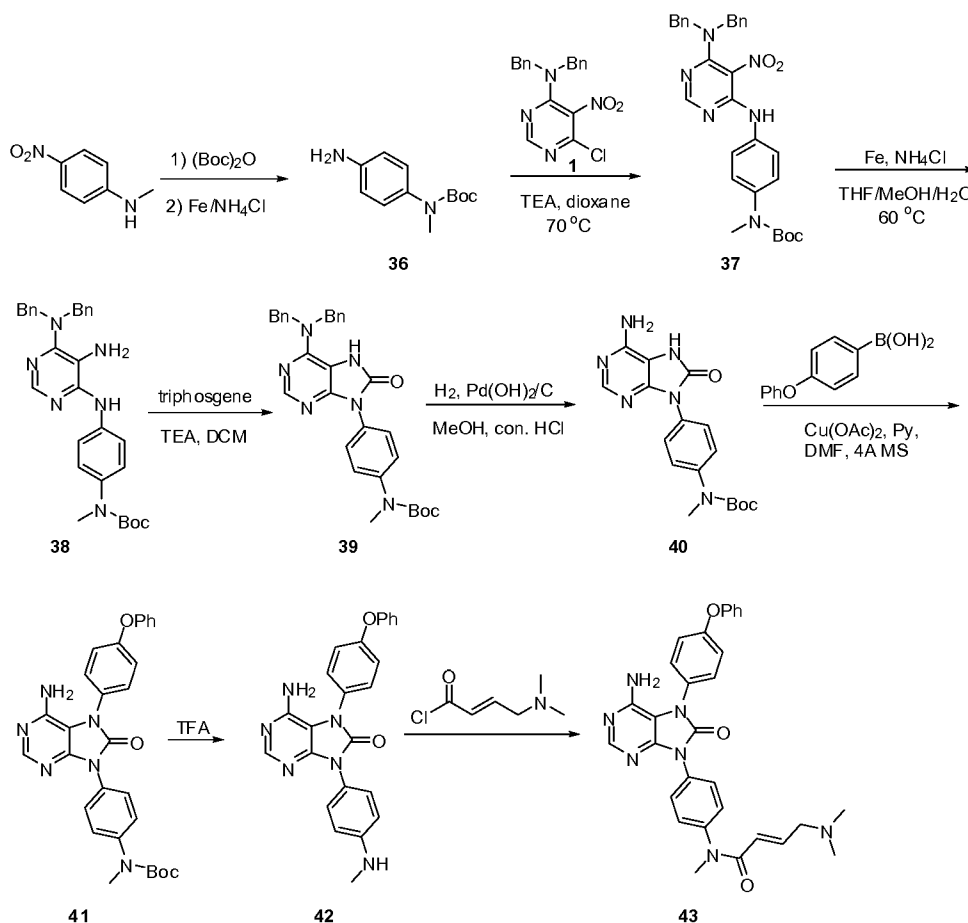
Example 11: Synthesis of (*E*)-*N*-(3-(6-amino-8-oxo-7-(4-phenoxyphenyl)-7*H*-purin-9(8*H*)-yl)phenyl)-4-(cyclobutyl(methyl)amino)-*N*-methylbut-2-enamide (35**)**



[00518] In a similar manner as described in Example 9, (*E*)-*N*-(3-(6-amino-8-oxo-7-(4-phenoxyphenyl)-7*H*-purin-9(8*H*)-yl)phenyl)-4-(cyclobutyl(methyl)amino)-*N*-methylbut-2-

enamide (**35**) (61 mg) was prepared as a white solid from intermediate **32** and (E)-4-(cyclobutyl(methyl)amino)but-2-enoyl chloride. LC-MS (ESI): m/z (M+1) 576. ^1H NMR (400 MHz, DMSO) δ 8.12 (s, 1H), 7.71 – 7.57 (m, 3H), 7.50 – 7.36 (m, 5H), 7.21 – 7.11 (m, 5H), 6.74 – 6.61 (m, 1H), 6.29 – 6.00 (m, 1H), 5.91 (s, 2H), 3.50 – 3.30 (m, 4H), 2.35 – 1.74 (m, 7H), 1.63 – 1.44 (m, 2H).

Example 12: Synthesis of (E)-N-(4-(6-amino-8-oxo-7-(4-phenoxyphenyl)-7H-purin-9(8H)-yl)phenyl)-4-(dimethylamino)-N-methylbut-2-enamide (43**)**



[00519] To a solution of *N*-methyl-4-nitroaniline (5.0 g, 32.9 mmol) in THF (50 mL) were added di-*tert*-butyl dicarbonate (10.76 g, 49.4 mmol) and DMAP (201 mg, 1.6 mmol). The reaction mixture was refluxed under N₂ for 2 h before cooled to rt. After removal of the solvent, the residue was dissolved with EtOAc (200 mL). The resulting solution was washed with water and brine, dried over Na₂SO₄, and concentrated *in vacuo* to give *tert*-butyl methyl(4-nitrophenyl)carbamate (8.3 g, 100%) as a brown oil. To a solution of *tert*-butyl methyl(4-nitrophenyl)carbamate (8.3 g, 32.9 mmol) in THF/MeOH/H₂O (150 mL/40 mL/80 mL) was added Fe powder (9.4 g, 168 mmol) and NH₄Cl (18 g, 337 mmol). The reaction mixture was heated at 50 °C for 4 h under N₂. After cooling to rt, the reaction mixture was filtered through a pad of Celite. The filtrate was extracted with EtOAc (100 mL X 3), washed with water and brine, dried over Na₂SO₄, and concentrated *in vacuo* to afford *tert*-butyl 4-

aminophenyl(methyl)carbamate (**36**) (7.3 g, yield 100%) as a yellow solid. LC-MS (ESI): m/z (M+1) 223.

[00520] To a solution of *tert*-butyl 4-aminophenyl(methyl)carbamate (**36**) (7 g, 31.5 mmol) and *N,N*-dibenzyl-6-chloro-5-nitropyrimidin-4-amine (**1**) (11.2 g, 31.5 mmol) in dioxane (100 mL) was added Et₃N (8 mL) and the reaction mixture was stirred at 60 °C overnight. The mixture was cooled to room temperature, the solvent was evaporated before water (200 mL) and EA (100 mL) was introduced. The organic layer was separated and extracted with EA (60 mL X 2). After the organic layer was washed with brine and dried over anhydrous sodium sulfate, the solvent was evaporated. The residue was purified by column chromatography (silica gel, 0 to 30% ethyl acetate in petroleum ether) to give *tert*-butyl 4-(6-(dibenzylamino)-5-nitropyrimidin-4-ylamino) phenyl(methyl)carbamate (**37**) 9 g as yellow solid (yield 53%). LC-MS (ESI): m/z (M+1) 541.

[00521] To a solution of *tert*-butyl 4-(6-(dibenzylamino)-5-nitropyrimidin-4-ylamino)phenyl (methyl)carbamate (**37**) (6 g, 11.1 mmol) in THF/MeOH/H₂O (100 mL/100 mL/30 mL) was added Fe powder (3.11 g, 55.5 mmol) and NH₄Cl (5.94 g, 111 mmol). The reaction mixture was heated at 60 °C for 4 h under N₂. After cooling to rt, the reaction mixture was filtered through a pad of Celite. The filtrate was extracted with EtOAc (100 mL X 3), washed with water and brine, dried over Na₂SO₄, and concentrated *in vacuo* to afford *tert*-butyl 4-(5-amino-6-(dibenzylamino)pyrimidin-4-ylamino)phenyl(methyl)carbamate (**38**) (5.4 g, yield 95%) as a yellow solid. LC-MS (ESI): m/z (M+1) 511.

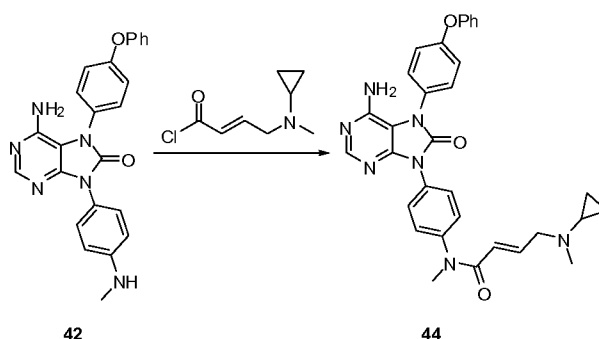
[00522] To a stirred solution of *tert*-butyl 4-(5-amino-6-(dibenzylamino)pyrimidin-4-ylamino)phenyl(methyl)carbamate (**38**) (5.4 g, 10.6 mmol) and TEA (2.14 g, 21.2 mmol) in dry DCM (60 mL) at 0 °C and under N₂ atmosphere, was added a solution of triphosgene (1.07 g, 3.6 mmol) in dry DCM (30 mL) dropwise during 1 h. Stirring was continued for 1 h before the reaction was quenched with water (20 mL). The organic layer was separated, washed with water and brine, dried over Na₂SO₄, and concentrated *in vacuo*. The residue was purified by column chromatography (silica gel, 0 to 20% ethyl acetate in petroleum ether) to give *tert*-butyl 4-(6-(dibenzylamino)-8-oxo-7H-purin-9(8H)-yl)phenyl(methyl)carbamate (**39**) (4.2 g, 74 %) as a light brown solid. LC-MS (ESI): m/z (M+1) 537.

[00523] To a mixture of *tert*-butyl 4-(6-(dibenzylamino)-8-oxo-7H-purin-9(8H)-yl)phenyl(methyl) carbamate (**39**) (3 g, 5.6 mmol) in MeOH (120 mL) was added Pd(OH)₂/C (3 g, 20 wt%) and 6 drops of con. HCl. The resulting mixture was purged with H₂ (2 X) and heated to 60 °C overnight under H₂ atmosphere. The mixture was cooled to r.t., filtered through a Celite pad, and the solvent was removed *in vacuo* to obtain *tert*-butyl 4-(6-amino-8-oxo-7H-purin-9(8H)-yl)phenyl(methyl)carbamate (**40**) (2 g, 100%) as a light yellow solid. LC-MS

(ESI): m/z (M+1) 357.

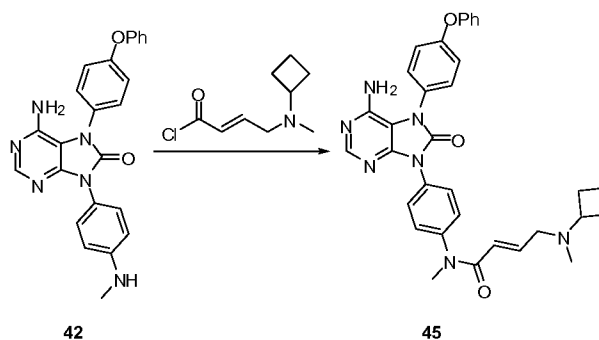
[00524] In a similar manner as described in Example 9, (E)-N-(4-(6-amino-8-oxo-7-(4-phenoxyphenyl)-7H-purin-9(8H)-yl)phenyl)-4-(dimethylamino)-N-methylbut-2-enamide (**43**) (25 mg) was prepared as a white solid in three steps starting from intermediate **40**. LC-MS (ESI): m/z (M+1) 536. ^1H NMR (400 MHz, DMSO) δ 9.69 (s, 1H), 8.13 (s, 1H), 7.76 (d, $J = 8.4$ Hz, 2H), 7.59 – 7.37 (m, 6H), 7.29 – 7.05 (m, 5H), 6.77 – 6.57 (m, 1H), 6.36 – 6.11 (m, 1H), 5.92 (s, 2H), 3.91 – 3.69 (m, 2H), 3.31 (s, 3H), 2.68 (s, 6H).

Example 13: Synthesis of (E)-N-(4-(6-amino-8-oxo-7-(4-phenoxyphenyl)-7H-purin-9(8H)-yl)phenyl)-4-(cyclopropyl(methyl)amino)-N-methylbut-2-enamide (44**)**



[00525] In a similar manner as described in Example 12, (E)-N-(4-(6-amino-8-oxo-7-(4-phenoxyphenyl)-7H-purin-9(8H)-yl)phenyl)-4-(cyclopropyl(methyl)amino)-N-methylbut-2-enamide (**44**) (27 mg) was prepared as a white solid from intermediate **42** and (E)-4-(cyclopropyl(methyl)amino)but-2-enoyl chloride. LC-MS (ESI): m/z (M+1) 562. ^1H NMR (400 MHz, DMSO) δ 9.51 (s, 1H), 8.13 (s, 1H), 7.76 (d, $J = 8.5$ Hz, 2H), 7.56 – 7.39 (m, 6H), 7.26 – 7.10 (m, 5H), 6.79 – 6.62 (m, 1H), 6.34 – 6.13 (m, 1H), 5.94 (s, 2H), 4.12 – 3.82 (m, 2H), 3.31 (s, 3H), 2.76 (s, 4H), 0.97 – 0.67 (m, 4H).

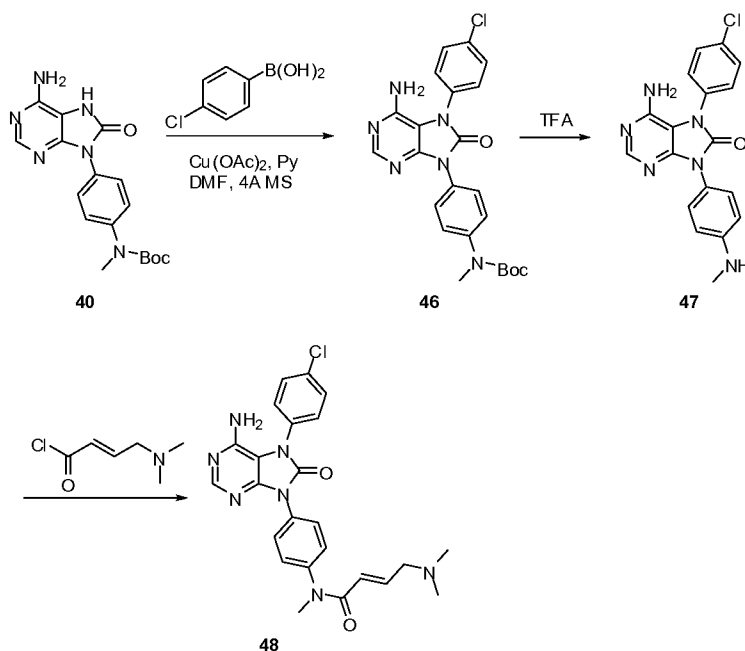
Example 14: Synthesis of (E)-N-(4-(6-amino-8-oxo-7-(4-phenoxyphenyl)-7H-purin-9(8H)-yl)phenyl)-4-(cyclobutyl(methyl)amino)-N-methylbut-2-enamide (45**)**



[00526] In a similar manner as described in Example 11, (E)-N-(4-(6-amino-8-oxo-7-(4-phenoxyphenyl)-7H-purin-9(8H)-yl)phenyl)-4-(cyclobutyl(methyl)amino)-N-methylbut-2-enamide (**45**) (61 mg) was prepared as a white solid from intermediate **42** and (E)-4-(cyclobutyl(methyl)amino)but-2-enoyl chloride. LC-MS (ESI): m/z (M+1) 576. ^1H NMR (400

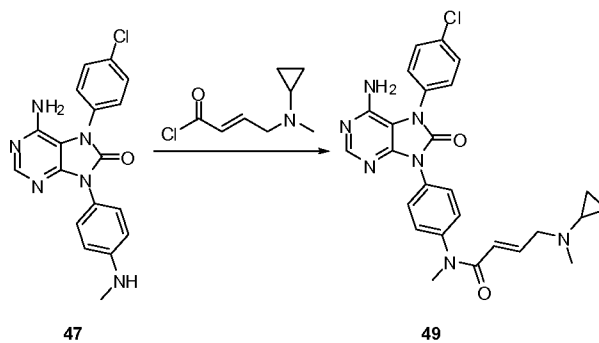
MHz, DMSO) δ 9.85 (s, 1H), 8.13 (s, 1H), 7.76 (d, $J = 8.4$ Hz, 2H), 7.56 – 7.38 (m, 6H), 7.26 – 7.09 (m, 5H), 6.74 – 6.57 (m, 1H), 6.34 – 6.15 (m, 1H), 5.93 (s, 2H), 3.89 – 3.76 (m, 1H), 3.72 – 3.50 (m, 2H), 3.30 (s, 3H), 2.53 (d, $J = 4.4$ Hz, 3H), 2.20 – 2.00 (m, 4H), 1.76 – 1.55 (m, 2H).

Example 15: Synthesis of (E)-N-(4-(6-amino-7-(4-chlorophenyl)-8-oxo-7H-purin-9(8H)-yl)phenyl)-4-(dimethylamino)-N-methylbut-2-enamide (48)



[00527] In a similar manner as described in Example 12, (E)-N-(4-(6-amino-7-(4-chlorophenyl)-8-oxo-7H-purin-9(8H)-yl)phenyl)-4-(dimethylamino)-N-methylbut-2-enamide (**48**) (34 mg) was prepared as a white solid in three steps starting from intermediate **40** and 4-chlorophenylboronic acid. LC-MS (ESI): m/z (M/M+2) 479/481. ^1H NMR (400 MHz, DMSO) δ 8.13 (s, 1H), 7.73 (d, $J = 8.6$ Hz, 2H), 7.63 (d, $J = 8.7$ Hz, 2H), 7.48 (dd, $J = 19.3, 8.7$ Hz, 4H), 6.72 – 6.60 (m, 1H), 6.08 – 5.90 (m, 3H), 3.27 (s, 3H), 2.95 (d, $J = 5.2$ Hz, 2H), 2.08 (s, 6H).

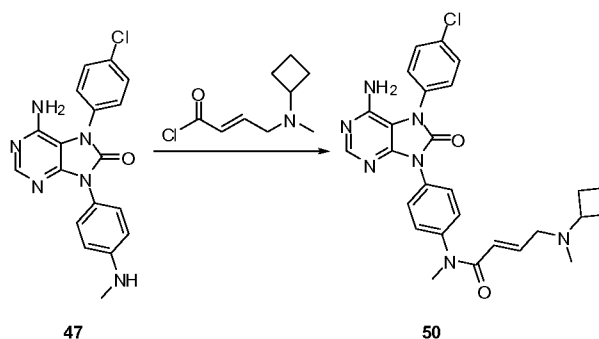
Example 16: Synthesis of (E)-N-(4-(6-amino-7-(4-chlorophenyl)-8-oxo-7H-purin-9(8H)-yl)phenyl)-4-(cyclopropyl(methyl)amino)-N-methylbut-2-enamide (49)



[00528] In a similar manner as described in Example 15, (E)-N-(4-(6-amino-7-(4-chlorophenyl)-8-oxo-7H-purin-9(8H)-yl)phenyl)-4-(cyclopropyl(methyl)amino)-N-methylbut-2-enamide (**49**) (32 mg) was prepared as a white solid from intermediate **47** and (E)-4-

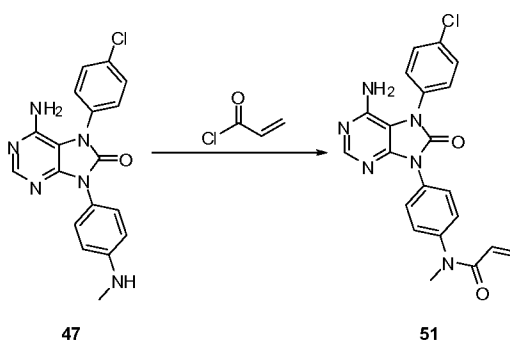
(cyclopropyl(methyl)amino)but-2-enoyl chloride. LC-MS (ESI): m/z (M/M+2) 504/506. ^1H NMR (400 MHz, DMSO) δ 8.13 (s, 1H), 7.72 (d, $J = 8.7$ Hz, 2H), 7.63 (d, $J = 8.7$ Hz, 2H), 7.47 (dd, $J = 23.1, 8.7$ Hz, 4H), 6.76 – 6.61 (m, 1H), 6.09– 5.83 (m, 3H), 3.27 (s, 3H), 3.11 (d, $J = 5.9$ Hz, 2H), 2.13 (s, 3H), 1.68 – 1.55 (m, 1H), 0.42 – 0.29 (m, 2H), 0.26 – 0.17 (m, 2H).

Example 17: Synthesis of (E)-N-(4-(6-amino-7-(4-chlorophenyl)-8-oxo-7H-purin-9(8H)-yl)phenyl)-4-(cyclobutyl(methyl)amino)-N-methylbut-2-enamide (50)



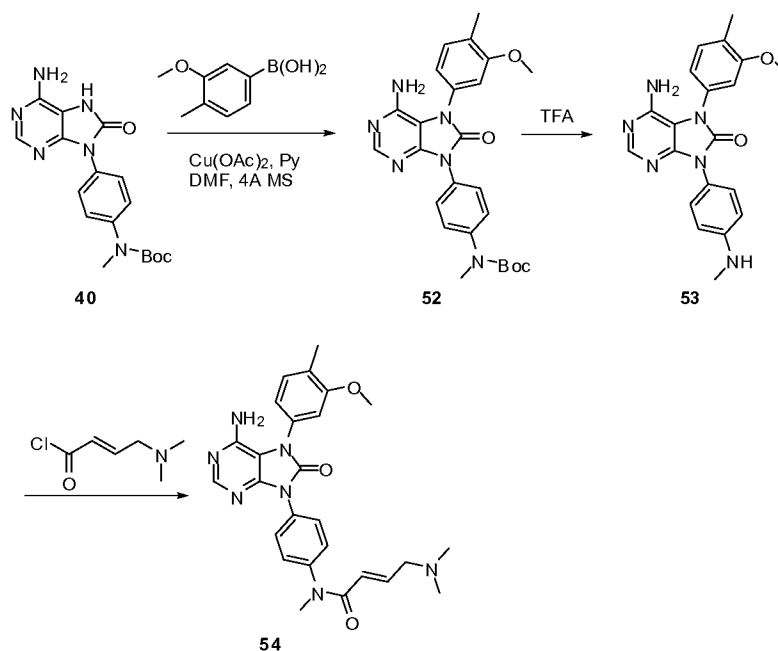
[00529] In a similar manner as described in Example 15, (E)-N-(4-(6-amino-7-(4-chlorophenyl)-8-oxo-7H-purin-9(8H)-yl)phenyl)-4-(cyclobutyl(methyl)amino)-N-methylbut-2-enamide (**50**) (30 mg) was prepared as a white solid from intermediate **47** and (E)-4-(cyclobutyl(methyl)amino)but-2-enoyl chloride. LC-MS (ESI): m/z (M/M+2) 518/520. ^1H NMR (400 MHz, DMSO) δ 9.84 (s, 1H), 8.13 (s, 1H), 7.75 (d, $J = 8.5$ Hz, 2H), 7.63 (d, $J = 8.7$ Hz, 2H), 7.49 (d, $J = 7.1$ Hz, 4H), 6.74 – 6.57 (m, 1H), 6.36 – 6.15 (m, 1H), 6.03 (s, 2H), 3.90 – 3.74 (m, 1H), 3.72 – 3.51 (m, 2H), 3.30 (s, 3H), 2.53 (d, $J = 4.4$ Hz, 3H), 2.21 – 2.00 (m, 4H), 1.82 – 1.53 (m, 2H).

Example 18: Synthesis of N-(4-(6-amino-7-(4-chlorophenyl)-8-oxo-7H-purin-9(8H)-yl)phenyl)-N-methylacrylamide (51)



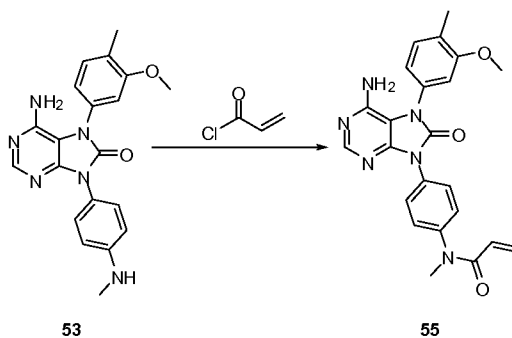
[00530] In a similar manner as described in Example 15, N-(4-(6-amino-7-(4-chlorophenyl)-8-oxo-7H-purin-9(8H)-yl)phenyl)-N-methylacrylamide (**51**) (40 mg) was prepared as a white solid from intermediate **47** and acryloyl chloride. LC-MS (ESI): m/z (M/M+2) 421/423. ^1H NMR (400 MHz, DMSO) δ 8.13 (s, 1H), 7.72 (d, $J = 8.5$ Hz, 2H), 7.62 (d, $J = 8.5$ Hz, 2H), 7.48 (dd, $J = 17.1, 8.5$ Hz, 4H), 6.24 – 6.07 (m, 2H), 5.99 (s, 2H), 5.67 – 5.57 (m, 1H), 3.29 (s, 3H).

Example 19: Synthesis of (E)-N-(4-(6-amino-7-(3-methoxy-4-methylphenyl)-8-oxo-7H-purin-9(8H)-yl)phenyl)-4-(dimethylamino)-N-methylbut-2-enamide (54)



[00531] In a similar manner as described in Example 12, (E)-N-(4-(6-amino-7-(3-methoxy-4-methylphenyl)-8-oxo-7H-purin-9(8H)-yl)phenyl)-4-(dimethylamino)-N-methylbut-2-enamide (**54**) (45 mg) was prepared as a white solid in three steps starting from intermediate **40** and 3-methoxy-4-methylphenylboronic acid. LC-MS (ESI): m/z (M+1) 488. ^1H NMR (400 MHz, DMSO) δ 9.72 (s, 1H), 8.13 (s, 1H), 7.76 (d, $J = 8.5$ Hz, 2H), 7.50 (d, $J = 8.7$ Hz, 2H), 7.33 (d, $J = 7.8$ Hz, 1H), 7.16 – 7.09 (m, 1H), 7.06 – 6.97 (m, 1H), 6.75 – 6.57 (m, 1H), 6.30 – 6.14 (m, 1H), 5.78 (s, 2H), 3.80 (s, 5H), 3.30 (s, 3H), 2.69 (s, 3H), 2.68 (s, 3H), 2.22 (s, 3H).

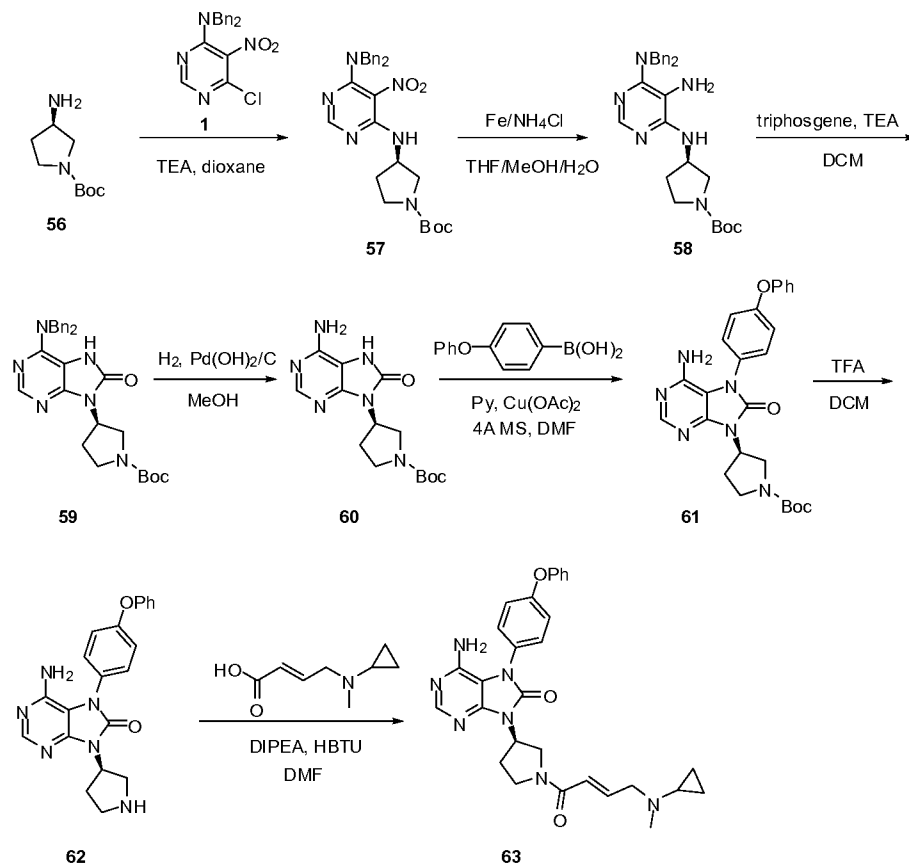
Example 20: Synthesis of N-(4-(6-amino-7-(3-methoxy-4-methylphenyl)-8-oxo-7H-purin-9(8H)-yl)phenyl)-N-methylacrylamide (55)



[00532] In a similar manner as described in Example 19, N-(4-(6-amino-7-(3-methoxy-4-methylphenyl)-8-oxo-7H-purin-9(8H)-yl)phenyl)-N-methylacrylamide (**55**) (30 mg) was prepared as a white solid from intermediate **53** and acryloyl chloride. LC-MS (ESI): m/z (M+1) 431. ^1H NMR (400 MHz, DMSO) δ 8.12 (s, 1H), 7.74 (d, $J = 8.6$ Hz, 2H), 7.46 (d, $J = 8.7$ Hz, 2H), 7.33 (d, $J = 7.7$ Hz, 1H), 7.14 (s, 1H), 7.02 (d, $J = 7.8$ Hz, 1H), 6.23 – 6.05 (m, 2H), 5.73

(s, 2H), 5.66 – 5.58 (m, $J = 12.0$ Hz, 1H), 3.80 (s, 3H), 3.29 (d, $J = 8.0$ Hz, 3H), 2.22 (s, 3H).

Example 21: Synthesis of (R,E)-6-amino-9-(1-(4-(cyclopropyl(methyl)amino)but-2-enoyl)pyrrolidin-3-yl)-7-(4-phenoxyphenyl)-7H-purin-8(9H)-one (63)

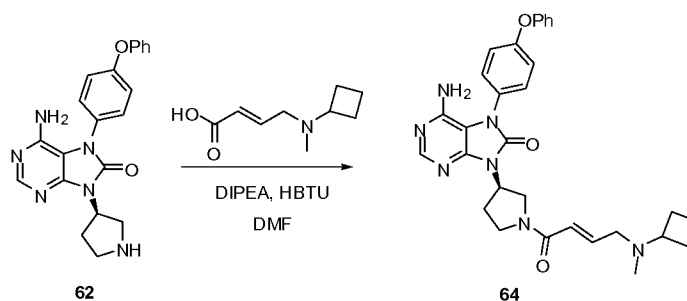


[00533] In a similar manner as described in Example 1, (R)-6-amino-7-(4-phenoxyphenyl)-9-(pyrrolidin-3-yl)-7H-purin-8(9H)-one (**62**) (174 mg) was prepared as a brown oil starting from (R)-tert-butyl 3-aminopyrrolidine-1-carboxylate (**56**). LC-MS (ESI): m/z (M+1) 389. ¹H NMR (400 MHz, DMSO) δ 8.12 (s, 1H), 7.74 (d, $J = 8.6$ Hz, 2H), 7.46 (d, $J = 8.7$ Hz, 2H), 7.33 (d, $J = 7.7$ Hz, 1H), 7.14 (s, 1H), 7.02 (d, $J = 7.8$ Hz, 1H), 6.23 – 6.05 (m, 2H), 5.73 (s, 2H), 5.66 – 5.58 (m, $J = 12.0$ Hz, 1H), 3.80 (s, 3H), 3.29 (d, $J = 8.0$ Hz, 3H), 2.22 (s, 3H).

[00534] A solution of (R)-6-amino-7-(4-phenoxyphenyl)-9-(pyrrolidin-3-yl)-7H-purin-8(9H)-one (**62**) (95 mg, 0.24 mmol), 4-(cyclopropyl(methyl)amino)but-2-enoic acid hydrochloride (69 mg, 0.36 mmol) and DIPEA (213 μ L, 1.2 mmol) in 5 mL dry DMF was cooled to 0 °C. HBTU (190 mg, 0.49 mmol) was added in one portion. The reaction mixture was allowed to warm to rt, and stirred for 2 hrs under N₂, then purified directly by Gilson using 10 to 95% acetonitrile in water (0.2% NH₃·H₂O) to give (R,E)-6-amino-9-(1-(4-(cyclopropyl(methyl)amino)but-2-enoyl)pyrrolidin-3-yl)-7-(4-phenoxyphenyl)-7H-purin-8(9H)-one (**63**) (31 mg, 17.7%) as a light yellow solid. LC-MS (ESI): m/z (M+1) 526. ¹H NMR (400 MHz, DMSO) δ 8.14 (d, $J = 6.0$ Hz, 1H), 7.55 – 7.34 (m, 4H), 7.30 – 7.08 (m, 5H), 6.76 – 6.59 (m, 1H), 6.36 (dd, $J = 37.4, 15.1$ Hz, 1H), 5.82 (d, $J = 9.1$ Hz, 2H), 5.20 – 4.99 (m, 1H), 4.11 – 3.40 (m, 4H), 3.26 (dd, $J = 17.7,$

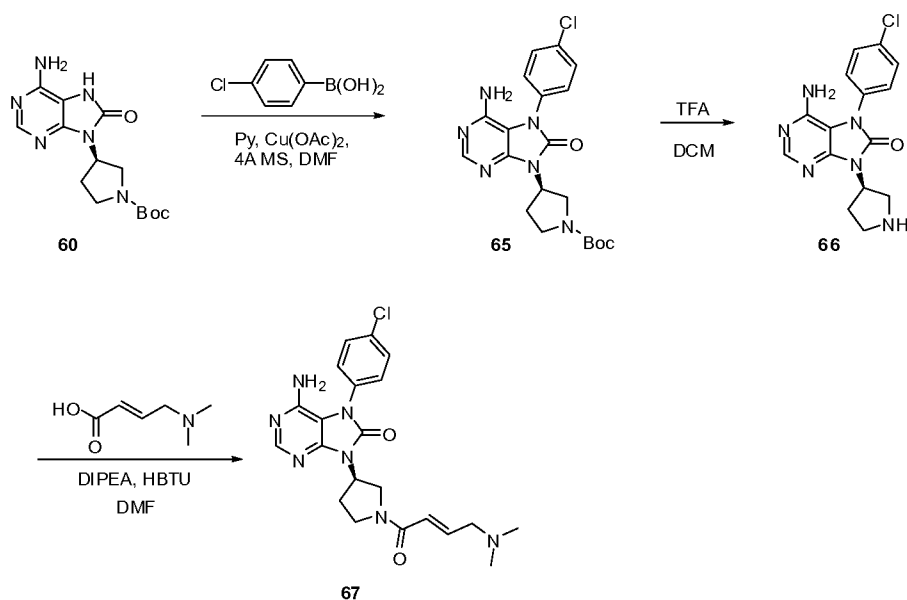
6.4 Hz, 2H), 2.78 – 2.59 (m, 1H), 2.24 (d, $J = 12.4$ Hz, 3H), 1.80 – 1.63 (m, 1H), 0.51 – 0.37 (m, 2H), 0.37 – 0.24 (m, 2H).

Example 22: Synthesis of (R,E)-6-amino-9-(1-(4-(cyclobutyl(methyl)amino)but-2-enoyl)pyrrolidin-3-yl)-7-(4-phenoxyphenyl)-7H-purin-8(9H)-one (64)



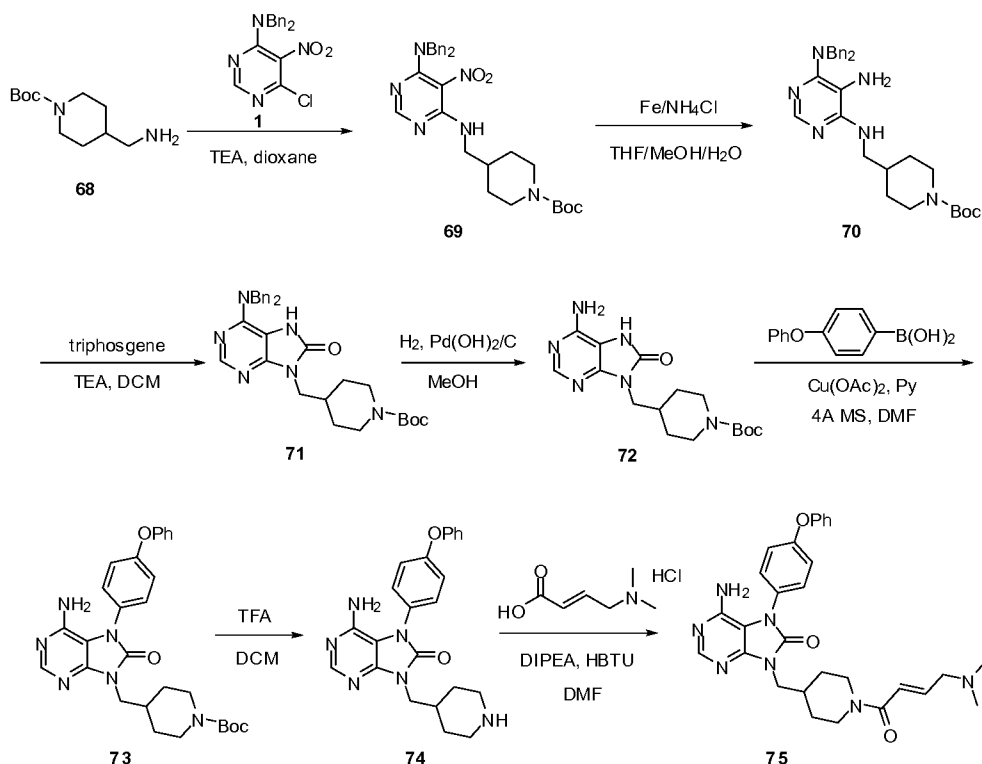
[00535] A mixture of (*R*)-6-amino-7-(4-phenoxyphenyl)-9-(pyrrolidin-3-yl)-7*H*-purin-8(9*H*)-one (**62**) (95 mg, 0.24 mmol), (*E*)-4-(cyclobutyl(methyl)amino)but-2-enoic acid hydrochloride (76 mg, 0.37 mmol) and DIPEA (213 μ L, 1.2 mmol) in 5 mL dry DMF was cooled to 0 °C, HBTU (190 mg, 0.49 mmol) was added in one portion. The reaction mixture was allowed to warm up to rt, and stirred for 2 hrs under N₂, and purified directly by preparative-HPLC (RP C18, 10 to 95% acetonitrile in water (0.2% NH₃·H₂O)) to give (*R,E*)-6-amino-9-(1-(4-(cyclobutyl(methyl)amino)but-2-enoyl) pyrrolidin-3-yl)-7-(4-phenoxyphenyl)-7*H*-purin-8(9*H*)-one (**64**) (36 mg, 25.9%) as a light yellow solid. LC-MS (ESI): m/z (M/M+2) 518/520. ¹H NMR (400 MHz, DMSO) δ 8.11 (d, $J = 6.0$ Hz, 1H), 7.48 – 7.36 (m, 4H), 7.23 – 7.07 (m, 5H), 6.69 – 6.55 (m, 1H), 6.34 (dd, $J = 35.9, 15.1$ Hz, 1H), 5.89 – 5.67 (m, 2H), 5.18 – 4.95 (m, 1H), 4.15 – 3.42 (m, 4H), 2.97 (dd, $J = 18.6, 6.2$ Hz, 2H), 2.85 – 2.73 (m, 1H), 2.73 – 2.58 (m, 1H), 2.33 – 2.10 (m, 1H), 1.98 (d, $J = 12.6$ Hz, 3H), 1.95 – 1.87 (m, 2H), 1.80 – 1.67 (m, 2H), 1.63 – 1.48 (m, 2H).

Example 23: Synthesis of (R,E)-6-amino-7-(4-chlorophenyl)-9-(1-(4-(dimethylamino)but-2-enoyl)pyrrolidin-3-yl)-7H-purin-8(9H)-one (67)



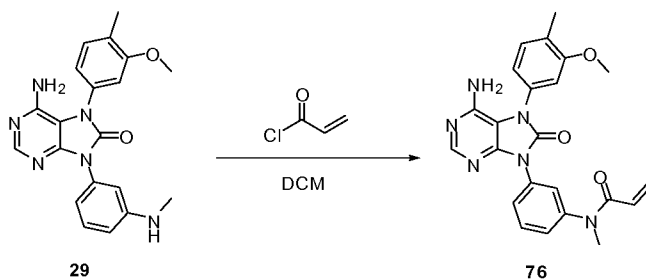
[00536] In a similar manner as described in Example 21, (R,E)-6-amino-7-(4-chlorophenyl)-9-(1-(4-(dimethylamino)but-2-enoyl)pyrrolidin-3-yl)-7H-purin-8(9H)-one (**67**) (24 mg) was prepared as a white solid in three steps starting from intermediate **60** and 4-chlorophenylboronic acid. LC-MS (ESI): m/z (M+1) 442. $^1\text{H NMR}$ (400 MHz, DMSO) δ 8.12 (d, $J = 5.9$ Hz, 1H), 7.65 – 7.53 (m, 2H), 7.41 (dd, $J = 8.7, 3.3$ Hz, 2H), 6.70 – 6.54 (m, 1H), 6.39 (dd, $J = 38.2, 15.2$ Hz, 1H), 5.89 (d, $J = 11.1$ Hz, 2H), 5.19 – 4.97 (m, 1H), 4.12 – 3.57 (m, 3H), 3.12 (dd, $J = 19.6, 5.8$ Hz, 2H), 2.76 – 2.55 (m, $J = 21.1, 10.8$ Hz, 1H), 2.22 (s, 3H), 2.19 (s, 3H).

Example 24: Synthesis of (E)-6-amino-9-((1-(4-(dimethylamino)but-2-enyl)piperidin-4-yl)methyl)-7-(4-phenoxyphenyl)-7H-purin-8(9H)-one (75)



[00537] In a similar manner as described in Example 21, (E)-6-amino-9-((1-(4-(dimethylamino)but-2-enyl)piperidin-4-yl)methyl)-7-(4-phenoxyphenyl)-7H-purin-8(9H)-one (**75**) (31 mg) was prepared as a white solid starting from tert-butyl 4-(aminomethyl)piperidine-1-carboxylate **68**. LC-MS (ESI): m/z (M+1) 528. ¹H NMR (400 MHz, DMSO) δ 8.12 (s, 1H), 7.49 – 7.36 (m, 4H), 7.25 – 7.06 (m, 5H), 6.60 – 6.50 (m, 2H), 5.78 (s, 2H), 4.35 (d, 1H), 3.98 (d, 1H), 3.72 (d, $J = 7.2$ Hz, 2H), 3.05 – 2.92 (m, 3H), 2.65 – 2.52 (m, 1H), 2.11 (s, 6H), 1.63 (s, 2H), 1.22 – 0.94 (m, 3H).

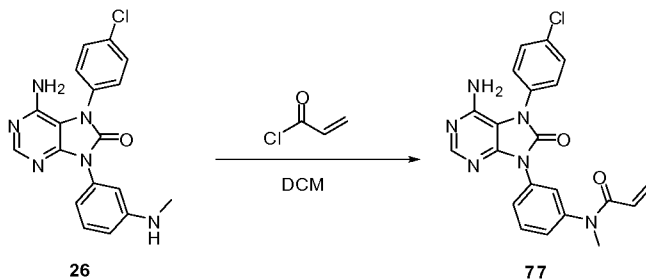
Example 25: Synthesis of N-(3-(6-amino-7-(3-methoxy-4-methylphenyl)-8-oxo-7H-purin-9(8H)-yl)phenyl)-N-methylacrylamide (76)



[00538] A solution of 6-amino-7-(3-methoxy-4-methylphenyl)-9-(3-(methylamino)phenyl)-7H-purin-8(9H)-one (**29**) (80 mg, 0.21 mmol) in anhydrous DCM (5 mL) was added acryloyl chloride (26 μ L, 0.32 mmol) at 0 °C. The reaction mixture was stirred for 1 hr under N₂ before it was quenched with MeOH. The solvents were removed, and the residue was purified by

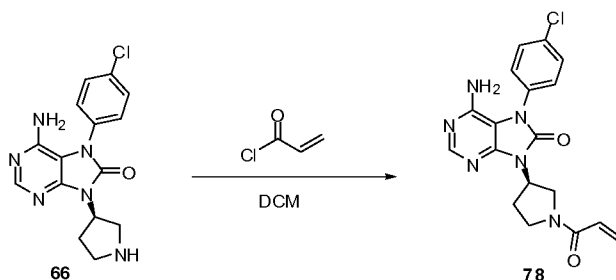
preparative HPLC (RP C18, 10 to 95% acetonitrile in water (0.2% NH₃·H₂O)) to give *N*-(3-(6-amino-7-(3-methoxy-4-methylphenyl)-8-oxo-7*H*-purin-9(8*H*)-yl)phenyl)-*N*-methylacrylamide (**76**) (30 mg, 33%) as a white solid. LC-MS (ESI): *m/z* (M+1) 431.2. ¹H NMR (400 MHz, DMSO) δ 8.12 (s, 1H), 7.69 (d, *J* = 8.4 Hz, 1H), 7.66 – 7.54 (m, 2H), 7.39 – 7.25 (m, 2H), 7.13 (d, *J* = 1.8 Hz, 1H), 6.28 – 6.07 (m, 2H), 5.71 (s, 2H), 5.64 – 5.57 (m, 1H), 3.80 (s, 3H), 3.29 (s, 3H), 2.22 (s, 3H).

Example 26: Synthesis of *N*-(3-(6-amino-7-(4-chlorophenyl)-8-oxo-7*H*-purin-9(8*H*)-yl)phenyl)-*N*-methylacrylamide (77**)**



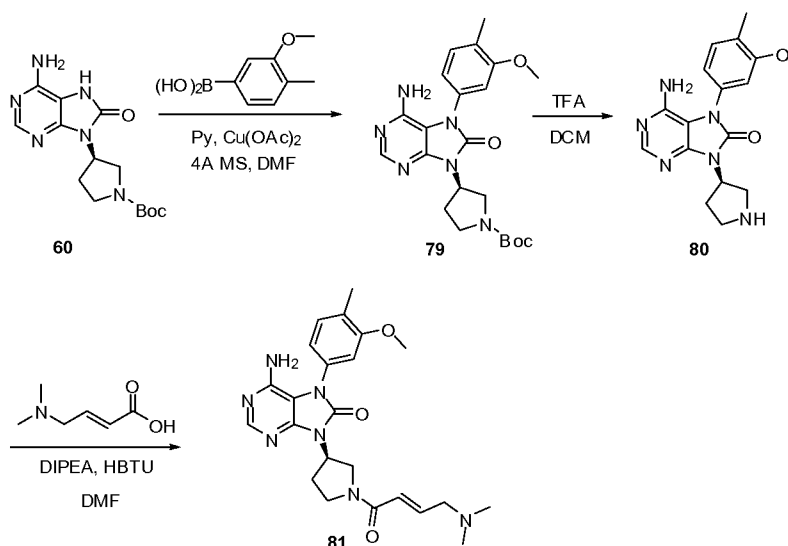
[00539] In a similar manner as described in Example 25, *N*-(3-(6-amino-7-(4-chlorophenyl)-8-oxo-7*H*-purin-9(8*H*)-yl)phenyl)-*N*-methylacrylamide (**77**) (40 mg, 44%) was prepared as a white solid starting from 6-amino-7-(4-chlorophenyl)-9-(3-(methylamino)phenyl)-7*H*-purin-8(9*H*)-one (**26**) (80 mg). LC-MS (ESI): *m/z* (M+1) 421.1. ¹H NMR (400 MHz, DMSO) δ 8.13 (s, 1H), 7.77 – 7.54 (m, 5H), 7.53 – 7.22 (m, 3H), 6.18 (s, 2H), 5.95 (s, 2H), 5.72 – 5.42 (m, 1H), 3.28 (s, 3H).

Example 27: Synthesis of (R)-9-(1-acryloylpyrrolidin-3-yl)-6-amino-7-(4-chlorophenyl)-7*H*-purin-8(9*H*)-one (78**)**



[00540] In a similar manner as described in Example 25, (R)-9-(1-acryloylpyrrolidin-3-yl)-6-amino-7-(4-chlorophenyl)-7*H*-purin-8(9*H*)-one (**78**) (55 mg, 40%) was prepared as a white solid starting from (R)-6-amino-7-(4-chlorophenyl)-9-(pyrrolidin-3-yl)-7*H*-purin-8(9*H*)-one (**66**) (119 mg). LC-MS (ESI): *m/z* (M+1) 385.1. ¹H NMR (400 MHz, DMSO) δ 8.15 (d, *J* = 2.8 Hz, 1H), 7.58 (d, *J* = 8.6 Hz, 2H), 7.42 (dd, *J* = 8.8, 2.6 Hz, 2H), 6.69 – 6.44 (m, 1H), 6.14 (dt, *J* = 16.7, 2.3 Hz, 1H), 5.94 (s, 2H), 5.71 – 5.60 (m, 1H), 5.21 – 4.98 (m, 1H), 4.16 – 3.34 (m, 4H), 2.76 – 2.54 (m, 1H), 2.35 – 2.11 (m, 1H).

Example 28: Synthesis of (R,E)-6-amino-9-(1-(4-(dimethylamino)but-2-enoyl)pyrrolidin-3-yl)-7-(3-methoxy-4-methylphenyl)-7H-purin-8(9H)-one (81)



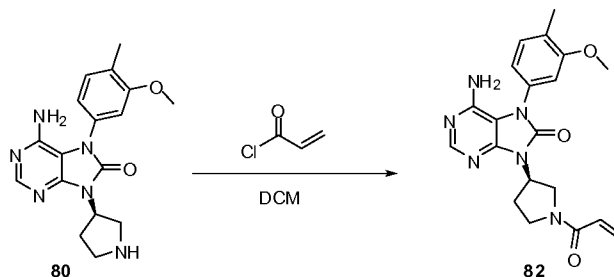
[00541] To a mixture of (*R*)-*tert*-butyl 3-(6-amino-8-oxo-7*H*-purin-9(8*H*)-yl)pyrrolidine-1-carboxylate (**60**) (75 mg, 0.23 mmol) and 4A MS (200 mg) in dry DMF (5 mL) were added 2-methoxy-1-methyl-4-phenoxybenzene (150 mg, 0.9 mmol), Cu(OAc)₂ (43 mg, 0.23 mmol) and pyridine (111 μ L, 1.4 mmol). The resulting mixture was heated to 35 °C overnight under O₂ atmosphere. After cooled down to rt, the reaction solution was filtered through a Celite pad. The filtrate was diluted with water (50 mL) and extracted with EtOAc (30 mL X 3). The combined organic layers were washed with water and brine, dried over Na₂SO₄, and concentrated. The residue was purified by column chromatography (silica gel, 0 to 5% methanol in methylene chloride) to give (*R*)-*tert*-butyl 3-(6-amino-7-(3-methoxy-4-methylphenyl)-8-oxo-7*H*-purin-9(8*H*)-yl)pyrrolidine-1-carboxylate (**79**) (93 mg, 90%) as a brown oil. LC-MS (ESI): *m/z* (M+1) 441.

[00542] To a solution of (*R*)-*tert*-butyl 3-(6-amino-7-(3-methoxy-4-methylphenyl)-8-oxo-7*H*-purin-9(8*H*)-yl)pyrrolidine-1-carboxylate (**79**) (93 mg, 0.21 mmol) in DCM (3 mL) was added TFA (0.8 mL) dropwise. The reaction mixture was stirred at rt for 1 hr before concentrated *in vacuo* to give (*R*)-6-amino-7-(3-methoxy-4-methylphenyl)-9-(pyrrolidin-3-yl)-7*H*-purin-8(9*H*)-one (**80**) (72 mg, 100%) as a brown solid. LC-MS (ESI): *m/z* (M+1) 341.

[00543] A mixture of (*R*)-6-amino-7-(3-methoxy-4-methylphenyl)-9-(pyrrolidin-3-yl)-7*H*-purin-8(9*H*)-one (**80**) (72 mg, 0.21 mmol), (*E*)-4-(dimethylamino)but-2-enoic acid hydrochloride (42 mg, 0.25 mmol) and DIPEA (187 μ L, 1.1 mmol) in dry DMF (5 mL) was cooled down to 0 °C. HBTU (164 mg, 0.42 mmol) was added in one portion. The reaction mixture was allowed to warm up to rt, and stirred for 2 hrs under N₂. The reaction solution was directly loaded to a prep HPLC and purified by using 10 to 95% acetonitrile in water (0.2% NH₃·H₂O) to give (*R,E*)-6-

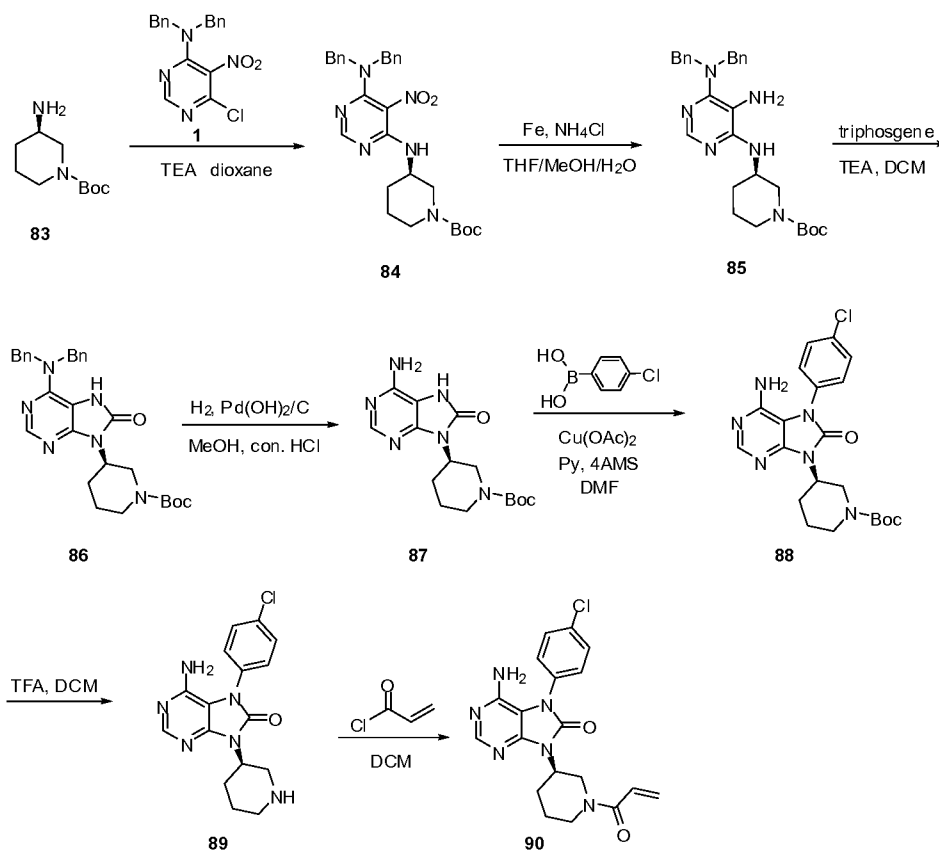
amino-9-(1-(4-(dimethylamino)but-2-enoyl)pyrrolidin-3-yl)-7-(3-methoxy-4-methylphenyl)-7H-purin-8(9H)-one (**81**) (49 mg, 51%) as a white solid. LC-MS (ESI): m/z (M+1) 452. ^1H NMR (400 MHz, DMSO) δ 8.13 (d, $J = 5.9$ Hz, 1H), 7.31 (d, $J = 7.7$ Hz, 1H), 7.06 (dd, $J = 5.2, 1.8$ Hz, 1H), 7.00 – 6.91 (m, 1H), 6.70 – 6.59 (m, 1H), 6.39 (dd, $J = 35.5, 15.2$ Hz, 1H), 5.65 (s, 2H), 5.21 – 5.00 (m, 1H), 4.12 – 3.86 (m, 2H), 3.81 (s, 3H), 3.79 – 3.39 (m, 2H), 3.04 (dd, $J = 16.6, 5.6$ Hz, 2H), 2.81 – 2.59 (m, 1H), 2.22 (s, 3H), 2.17 (s, 3H), 2.14 (s, 3H).

Example 29: Synthesis of (R)-9-(1-acryloylpyrrolidin-3-yl)-6-amino-7-(3-methoxy-4-methylphenyl)-7H-purin-8(9H)-one (82**)**



[00544] In a similar manner as described in Example 25, (R)-9-(1-acryloylpyrrolidin-3-yl)-6-amino-7-(3-methoxy-4-methylphenyl)-7H-purin-8(9H)-one (**82**) (27 mg, 25%) was prepared as a white solid starting from (R)-6-amino-7-(3-methoxy-4-methylphenyl)-9-(pyrrolidin-3-yl)-7H-purin-8(9H)-one (**80**) (93 mg). LC-MS (ESI): m/z (M+1) 395.2. ^1H NMR (400 MHz, DMSO) δ 8.11 (d, $J = 5.3$ Hz, 1H), 7.29 (d, $J = 7.9$ Hz, 1H), 7.04 (dd, $J = 4.8, 1.9$ Hz, 1H), 6.98 – 6.86 (m, 1H), 6.68 – 6.45 (m, 1H), 6.14 (dd, $J = 16.9, 2.0$ Hz, 1H), 5.76 – 5.51 (m, 3H), 5.22 – 4.93 (m, 1H), 4.12 – 3.87 (m, 2H), 3.83 – 3.72 (m, 4H), 3.70 – 3.37 (m, 1H), 2.79 – 2.56 (m, 1H), 2.35 – 2.11 (m, 4H).

Example 30: Synthesis of (R)-9-(1-acryloylpiperidin-3-yl)-6-amino-7-(4-chlorophenyl)-7H-purin-8(9H)-one (90)



[00545] To a solution of (*R*)-*tert*-butyl 3-aminopiperidine-1-carboxylate (**83**) (600 mg, 3.0 mmol) and TEA (0.85 mL, 6.1 mmol) in dioxane (20 mL) was added *N,N*-dibenzyl-6-chloro-5-nitropyrimidin-4-amine (**1**) (1.28 g, 3.6 mmol). The reaction mixture was heated to 70 °C for 6 h under N₂ before water (20 mL) was introduced. The resulting mixture was cooled to rt and extracted with EtOAc (30 mL x 3). The combined organic layer was washed with brine, dried over Na₂SO₄, and concentrated *in vacuo*. The residue was purified by column chromatography (silica gel, 0 to 15% ethyl acetate in petroleum ether) to give (*R*)-*tert*-butyl 3-(6-(dibenzylamino)-5-nitropyrimidin-4-ylamino)piperidine-1-carboxylate (**84**) (0.8 g, 51.5 %) as a yellow solid. LC-MS (ESI): *m/z* (M+1) 519.

[00546] To a solution of (*R*)-*tert*-butyl 3-(6-(dibenzylamino)-5-nitropyrimidin-4-ylamino)piperidine-1-carboxylate (**84**) (0.8 g, 1.5 mmol) in THF/MeOH/H₂O (20 mL/10 mL/5 mL) were added Fe powder (0.43 g, 7.7 mmol) and NH₄Cl (0.83 g, 15.4 mmol). The reaction mixture was heated to 50 °C for 7 h under N₂. After cooling to rt, the reaction mixture was filtered through a pad of Celite. The filtrate was extracted with EtOAc (30 mL X 3), washed with water and brine, dried over Na₂SO₄, and concentrated *in vacuo* to afford (*R*)-*tert*-butyl 3-(5-amino-6-(dibenzylamino)pyrimidin-4-ylamino)piperidine-1-carboxylate (**85**) (750 mg, 99.5%) as a brown solid. LC-MS (ESI): *m/z* (M+1) 489.

[00547] To a stirred solution of (*R*)-*tert*-butyl 3-(5-amino-6-(dibenzylamino)pyrimidin-4-ylamino)piperidine-1-carboxylate (**85**) (750 mg, 1.5 mmol) and TEA (430 μ L, 3.1 mmol) in dry DCM (15 mL) at 0 °C and under N₂ atmosphere, was added a solution of triphosgene (229 mg, 0.77 mmol) in dry DCM (5mL) dropwise during 1 h. After the stirring was continued for 1 h, the reaction was quenched with water (30 mL). The organic layer was separated, washed with water and brine, dried over Na₂SO₄, and concentrated *in vacuo*. The residue was purified by column chromatography (silica gel, 0 to 20% ethyl acetate in petroleum ether) to give (*R*)-*tert*-butyl 3-(6-(dibenzylamino)-8-oxo-7*H*-purin-9(8*H*)-yl)piperidine-1-carboxylate (**86**) (668 mg, 84.6 %) as a light brown solid. LC-MS (ESI): *m/z* (M+1) 515.

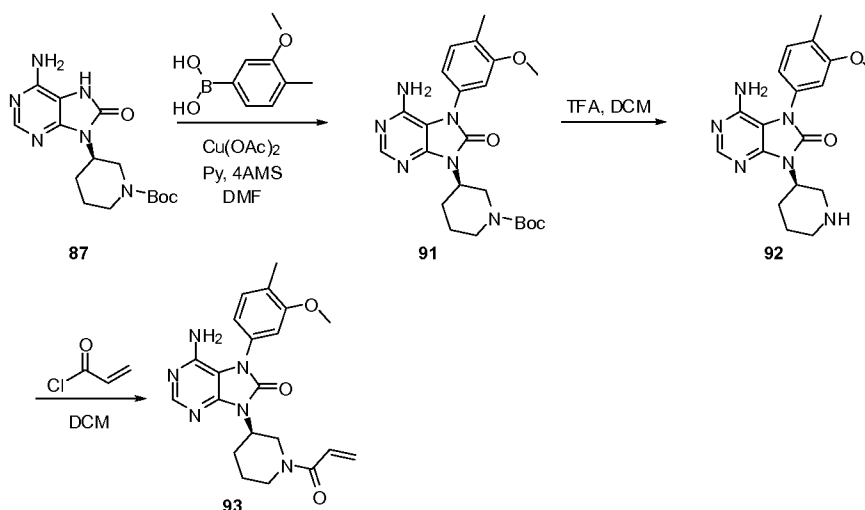
[00548] To a mixture of (*R*)-*tert*-butyl 3-(6-(dibenzylamino)-8-oxo-7*H*-purin-9(8*H*)-yl)piperidine-1-carboxylate (**86**) (668 mg, 1.3 mmol) in MeOH (20 mL) was added Pd(OH)₂/C (660 mg, 20 wt%) and 3 drops of con. HCl. The resulting mixture was purged with H₂ (2 X) before heated to 60 °C overnight under H₂ atmosphere. The mixture was cooled to r.t., filtered through a Celite pad, and the solvent was removed *in vacuo* to obtain (*R*)-*tert*-butyl 3-(6-amino-8-oxo-7*H*-purin-9(8*H*)-yl)piperidine-1-carboxylate (**87**) (434 mg, 100%) as a white solid. LC-MS (ESI): *m/z* (M+1) 335.

[00549] In a similar manner as described in Example 23, (*R*)-*tert*-butyl 3-(6-amino-7-(4-chlorophenyl)-8-oxo-7*H*-purin-9(8*H*)-yl)piperidine-1-carboxylate (**88**) (173 mg, 100%) was prepared as a brown solid starting from (*R*)-*tert*-butyl 3-(6-amino-8-oxo-7*H*-purin-9(8*H*)-yl)piperidine-1-carboxylate (**87**) (130 mg) and 4-chlorophenylboronic acid (184 mg). LC-MS (ESI): *m/z* (M+1) 445.3.

[00550] In a similar manner as described in Example 23, (*R*)-6-amino-7-(4-chlorophenyl)-9-(piperidin-3-yl)-7*H*-purin-8(9*H*)-one (**89**) (134 mg, 100%) was prepared as a brown oil starting from (*R*)-*tert*-butyl 3-(6-amino-7-(4-chlorophenyl)-8-oxo-7*H*-purin-9(8*H*)-yl)piperidine-1-carboxylate (**88**) (173 mg). LC-MS (ESI): *m/z* (M+1) 345.1.

[00551] In a similar manner as described in Example 23, (*R*)-9-(1-acryloylpiperidin-3-yl)-6-amino-7-(4-chlorophenyl)-7*H*-purin-8(9*H*)-one (**90**) (26 mg, 17%) was prepared as a white solid starting from (*R*)-6-amino-7-(4-chlorophenyl)-9-(piperidin-3-yl)-7*H*-purin-8(9*H*)-one (**89**) (134 mg). LC-MS (ESI): *m/z* (M/M+2) 399.2/401.2. ¹H NMR (400 MHz, DMSO) δ 8.13 (s, 1H), 7.63 – 7.53 (m, 2H), 7.43 (d, *J* = 7.8 Hz, 2H), 6.87 – 6.68 (m, 1H), 6.11 (dd, *J* = 16.7, 2.2 Hz, 1H), 5.83 (s, 2H), 5.72 – 5.59 (m, 1H), 4.58 – 4.03 (m, 3H), 3.93 – 2.92 (m, 1H), 2.66 – 2.49 (m, 2H), 1.96 – 1.79 (m, 2H), 1.56 – 1.42 (m, 1H).

Example 31: Synthesis of (R)-9-(1-acryloylpiperidin-3-yl)-6-amino-7-(3-methoxy-4-methylphenyl)-7H-purin-8(9H)-one (93)

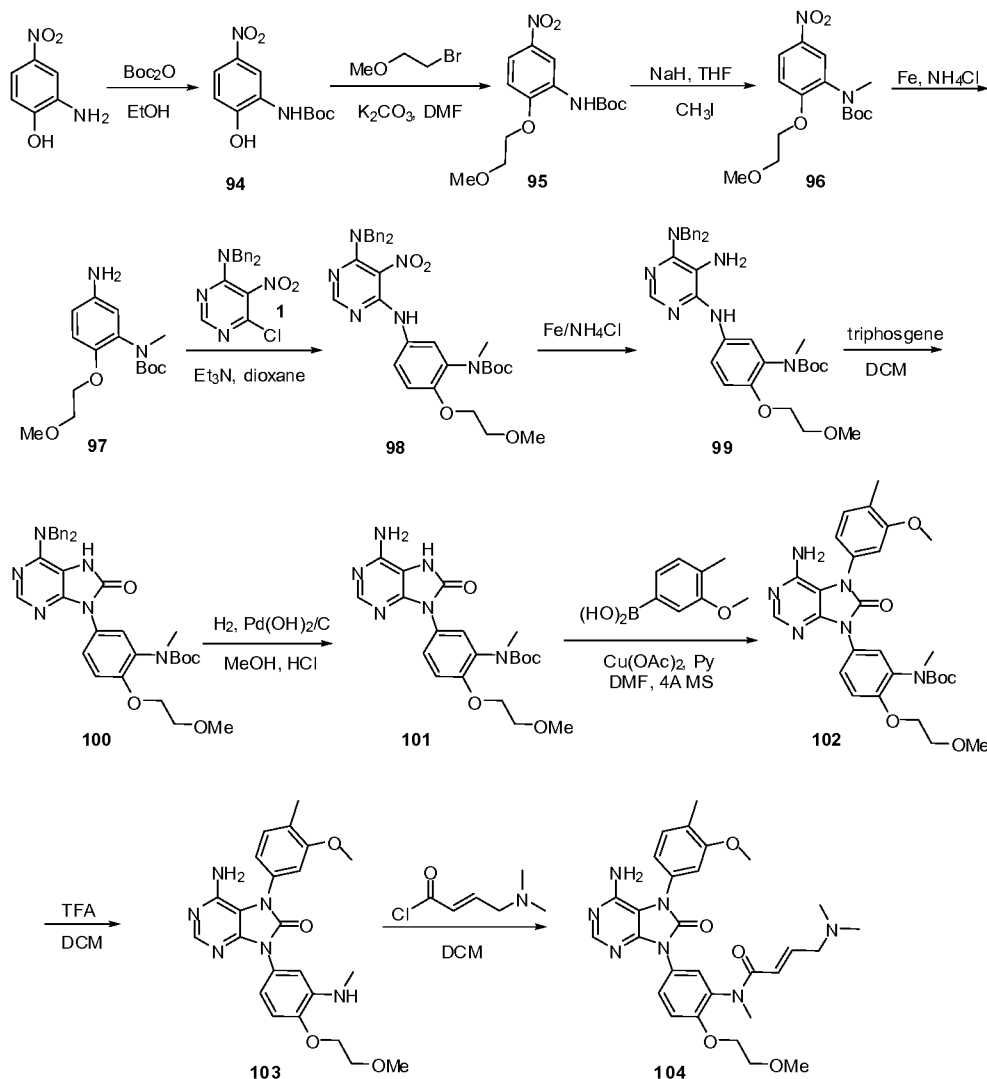


[00552] In a similar manner as described in Example 28, (*R*)-*tert*-butyl 3-(6-amino-7-(3-methoxy-4-methylphenyl)-8-oxo-7H-purin-9(8H)-yl)piperidine-1-carboxylate (**91**) (57 mg, 32%) was prepared as a brown solid starting from (*R*)-*tert*-butyl 3-(6-amino-8-oxo-7H-purin-9(8H)-yl)piperidine-1-carboxylate (**87**) (130 mg) and 3-methoxy-4-methylphenylboronic acid (192 mg). LC-MS (ESI): *m/z* (M+1) 395.2. LC-MS (ESI): *m/z* (M+1) 455.2.

[00553] In a similar manner as described in Example 28, (*R*)-6-amino-7-(3-methoxy-4-methylphenyl)-9-(piperidin-3-yl)-7H-purin-8(9H)-one (**92**) (44 mg, 100%) was prepared as a brown oil starting from (*R*)-*tert*-butyl 3-(6-amino-7-(3-methoxy-4-methylphenyl)-8-oxo-7H-purin-9(8H)-yl)piperidine-1-carboxylate (**91**) (57 mg). LC-MS (ESI): *m/z* (M+1) 345.1.

[00554] In a similar manner as described in Example 28, (*R*)-9-(1-acryloylpiperidin-3-yl)-6-amino-7-(3-methoxy-4-methylphenyl)-7H-purin-8(9H)-one (**93**) (30 mg, 61%) was prepared as a white solid starting from (*R*)-6-amino-7-(3-methoxy-4-methylphenyl)-9-(piperidin-3-yl)-7H-purin-8(9H)-one (**92**) (44 mg). LC-MS (ESI): *m/z* (M+1) 409.3. ¹H NMR (400 MHz, DMSO) δ 8.11 (s, 1H), 7.33 – 7.24 (m, 1H), 7.10 – 6.99 (m, 1H), 6.98 – 6.88 (m, 1H), 6.88 – 6.69 (m, 1H), 6.12 (d, *J* = 16.6 Hz, 1H), 5.73 – 5.51 (m, 3H), 4.58 – 3.70 (m, 6H), 3.48 – 2.96 (m, 1H), 2.67 – 2.51 (m, 1H), 2.46 – 2.27 (m, 1H), 2.20 (s, 3H), 1.97 – 1.77 (m, 2H), 1.60 – 1.36 (m, 1H).

Example 32: Synthesis of (E)-N-(5-(6-amino-7-(3-methoxy-4-methylphenyl)-8-oxo-7H-purin-9(8H)-yl)-2-(2-methoxyethoxy)phenyl)-4-(dimethylamino)-N-methylbut-2-enamide (104)



[00555] To a solution of 2-amino-4-nitrophenol (8.0 g, 52 mmol) in EtOH (100 mL) was added *Boc* anhydride (22 g, 101 mmol). The reaction mixture was stirred at rt for 24 h under N_2 atmosphere before the solvents were removed *in vacuo*. The residue was washed with petroleum ether, dried under vacuum to give *tert*-butyl 2-hydroxy-5-nitrophenylcarbamate (**94**) (11.2 g, 85%) as a yellow solid. LC-MS (ESI): m/z (M-1) 253.1.

[00556] To a mixture of *tert*-butyl 2-hydroxy-5-nitrophenylcarbamate (**94**) (4.0 g, 15.7 mmol) and K_2CO_3 (10.9 g, 79 mmol) in dry DMF (40 mL) was added 1-bromo-2-methoxyethane (4.4 mL, 47 mmol) dropwise under N_2 . The resulting mixture was heated at 40°C overnight, then filtered through a Celite pad. The filtrate was diluted with water (100 mL), extracted with EtOAc (50 mL X 3). The combined organic layer was washed with water and brine, dried over Na_2SO_4 , and concentrated. The residue was purified by column chromatography (silica gel, 0 to 30% ethyl acetate in petroleum ether) to give *tert*-butyl 2-(2-methoxyethoxy)-5-

nitrophenylcarbamate (**95**) (3.5 g, 76%) as a brown oil. LC-MS (ESI): m/z (M+1) 311.2.

[00557] To a suspension of NaH (60% dispersion in mineral oil, 327 mg, 8.2 mmol) in anhydrous THF (15 mL) at 0 °C was added a solution of *tert*-butyl 2-(2-methoxyethoxy)-5-nitrophenylcarbamate (**95**) (1.7 g, 5.4 mmol) in THF (10 mL). The mixture was stirred at 0 °C for 0.5 hour before CH₃I (0.5 mL, 8.1 mmol) was introduced dropwise. The stirring was continued at r.t. overnight before concentrated down under reduced pressure. The residue was diluted with water (100 mL), extracted with EtOAc (50 mL X 3). The combined organic layer was washed with water and brine, dried over Na₂SO₄, and concentrated *in vacuo* to afford *tert*-butyl 2-(2-methoxyethoxy)-5-nitrophenyl(methyl)carbamate (**96**) (1.8 g, quant.) as a brown solid. LC-MS (ESI): m/z (M+1) 327.2.

[00558] To a solution of *tert*-butyl 2-(2-methoxyethoxy)-5-nitrophenyl(methyl)carbamate (**96**) (1.8 g, 5.5 mmol) in THF/EtOH/H₂O (16 mL/8 mL/4 mL) were added iron powder (1.52 g, 27 mmol) and NH₄Cl (2.94 g, 55 mmol). The resulting mixture was heated at 50 °C for 7 hrs under N₂. After cooled down to r.t., the reaction mixture was filtered through a pad of Celite. The filtrate was extracted with EtOAc (50 mL X 3), washed with water and brine, dried over Na₂SO₄, and concentrated *in vacuo* to afford *tert*-butyl 5-amino-2-(2-methoxyethoxy)phenyl(methyl)carbamate (**97**) (1.6 g, 99%) as a brown solid. LC-MS (ESI): m/z (M+1) 297.1.

[00559] To a solution of *tert*-butyl 5-amino-2-(2-methoxyethoxy)phenyl(methyl)carbamate (**97**) (1.6 g, 5.4 mmol) and TEA (1.5 mL, 10.8 mmol) in dioxane (50 mL) was added *N,N*-dibenzyl-6-chloro-5-nitropyrimidin-4-amine (**1**) (1.9 g, 5.4 mmol). The reaction mixture was heated at 70 °C overnight under N₂, before water (100 mL) was introduced. The resulting mixture was extracted with EtOAc (50 mL x 3). The combined organic layer was washed with brine, dried over Na₂SO₄, and concentrated *in vacuo*. The residue was purified by column chromatography (silica gel, 0 to 20% ethyl acetate in petroleum ether) to give *tert*-butyl 5-(6-(dibenzylamino)-5-nitropyrimidin-4-ylamino)-2-(2-methoxyethoxy)phenyl(methyl)carbamate (**98**) (3.3 g, 98 %) as a brown oil. LC-MS (ESI): m/z (M+1) 615.1.

[00560] To a solution of *tert*-butyl 5-(6-(dibenzylamino)-5-nitropyrimidin-4-ylamino)-2-(2-methoxyethoxy)phenyl(methyl)carbamate (**98**) (3.3 g, 5.4 mmol) in THF/EtOH/H₂O (24 mL/12 mL/6 mL) was added iron powder (3.0 g, 54 mmol) and NH₄Cl (5.8 g, 108 mmol). The reaction mixture was heated at 50 °C for 4 hrs under N₂. After cooled down to r. t., the reaction mixture was filtered through a pad of Celite. The filtrate was extracted with EtOAc (50 mL X 3), washed with water and brine, dried over Na₂SO₄, and concentrated *in vacuo* to give *tert*-butyl 5-(5-amino-6-(dibenzylamino)pyrimidin-4-ylamino)-2-(2-methoxyethoxy)phenyl(methyl)carbamate (**99**) (3.0 g, 96%) as a brown oil. LC-MS (ESI): m/z

(M+1) 585.2.

[00561] To a stirred solution of *tert*-butyl 5-(5-amino-6-(dibenzylamino)pyrimidin-4-ylamino)-2-(2-methoxyethoxy)phenyl(methyl)carbamate (**99**) (3.0 g, 5.1 mmol) and TEA (1.4 mL, 10 mmol) in anhydrous DCM (50 mL) at 0 °C and under N₂ atmosphere was added a solution of triphosgen (763 mg, 2.6 mmol) in anhydrous DCM (10 mL) over 1 hr. After the stirring was continued for 1 hr, the reaction mixture was quenched with water (100 mL). The layers were separated, and the organic layer was washed with water and brine, dried over Na₂SO₄, and concentrated in *vacuo*. The residue was purified by column chromatography (silica gel, 0 to 20% ethyl acetate in petroleum ether) to give *tert*-butyl 5-(6-(dibenzylamino)-8-oxo-7*H*-purin-9(8*H*)-yl)-2-(2-methoxyethoxy)phenyl(methyl)carbamate (**100**) (1.9 g, 61 %) as a brown solid. LC-MS (ESI): *m/z* (M+1) 611.3.

[00562] To a mixture of *tert*-butyl 5-(6-(dibenzylamino)-8-oxo-7*H*-purin-9(8*H*)-yl)-2-(2-methoxyethoxy)phenyl(methyl)carbamate (**100**) (800 mg, 1.3 mmol) in MeOH (30 mL) was added Pd(OH)₂/C (800 mg, 20 wt%) and 3 drops of con. HCl. The resulting mixture was purged with H₂ (2 X) before heated to 60 °C overnight under H₂ atmosphere. The mixture was cooled to r.t., filtered through a Celite pad, and the solvent was removed in *vacuo* to give *tert*-butyl 5-(6-amino-8-oxo-7*H*-purin-9(8*H*)-yl)-2-(2-methoxyethoxy)phenyl(methyl)carbamate (**101**) (527 mg, 94%) as a white solid. LC-MS (ESI): *m/z* (M+1) 430.2.

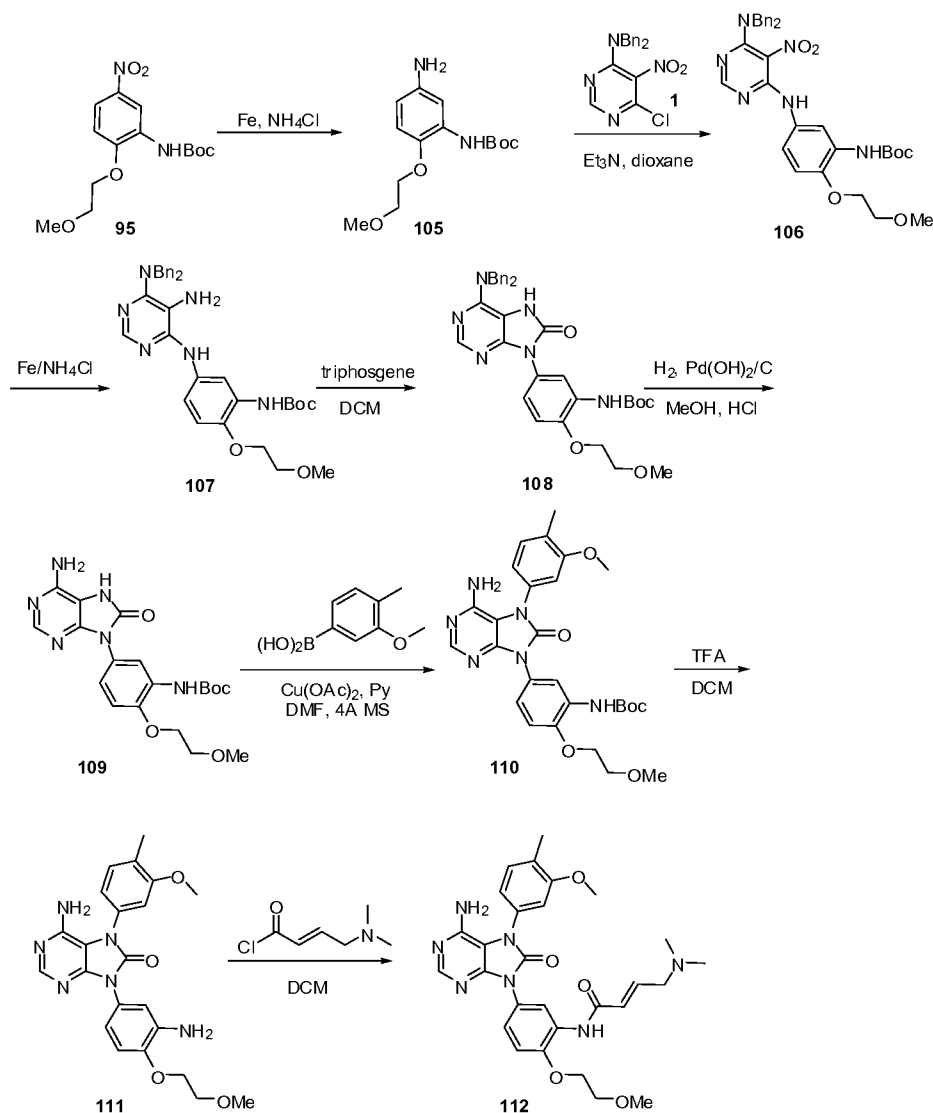
[00563] To a mixture of *tert*-butyl 5-(6-amino-8-oxo-7*H*-purin-9(8*H*)-yl)-2-(2-methoxyethoxy)phenyl(methyl)carbamate (**101**) (527 mg, 1.2 mmol) and 4A MS (300 mg) in anhydrous DMF (15 mL) were added 3-methoxy-4-methylphenylboronic acid (612 mg, 3.7 mmol), Cu(OAc)₂ (224 mg, 1.2 mmol) and pyridine (0.6 mL, 7.2 mmol). The reaction mixture was heated at 37 °C overnight under O₂ atmosphere before filtered through a Celite pad. The filtrate was diluted with water (50 mL), extracted with EtOAc (30 mL X 3). The combined organic layer was washed with water and brine, dried over Na₂SO₄, and concentrated. The residue was purified by column chromatography (silica gel, 0 to 5% methanol in methylene chloride) to give *tert*-butyl 5-(6-amino-7-(3-methoxy-4-methylphenyl)-8-oxo-7*H*-purin-9(8*H*)-yl)-2-(2-methoxyethoxy)phenyl(methyl)carbamate (**102**) (122 mg, 18%) as a brown oil. LC-MS (ESI): *m/z* (M+1) 551.1.

[00564] To a solution of *tert*-butyl 5-(6-amino-7-(3-methoxy-4-methylphenyl)-8-oxo-7*H*-purin-9(8*H*)-yl)-2-(2-methoxyethoxy)phenyl(methyl)carbamate (**102**) (122 mg, 0.22 mmol) in DCM (4 mL) was added TFA (1 mL) dropwise. The reaction mixture was stirred at rt for 1 hr before concentrated. The residue was purified by column chromatography (silica gel, 0 to 5 % methanol in methylene chloride (0.3% Et₃N)) to give 6-amino-7-(3-methoxy-4-methylphenyl)-9-(4-(2-methoxyethoxy)-3-(methylamino) phenyl)-7*H*-purin-8(9*H*)-one (**103**) (100 mg, 100%) as a

brown oil. LC-MS (ESI): m/z (M+1) 451.2.

[00565] To a suspension of (*E*)-4-(dimethylamino)but-2-enoic acid hydrochloride salt (90 mg, 0.54 mmol) in anhydrous acetonitrile (5 mL) was added 1 drop of DMF before introducing (COCl)₂ (0.5 mL, 5.3 mmol). The resulting mixture was stirred at room temperature for 1 hr. The solvent was evaporated. The freshly generated acid chloride was dissolved in anhydrous DCM (2 mL) and introduced to the solution of 6-amino-7-(3-methoxy-4-methylphenyl)-9-(4-(2-methoxyethoxy)-3-(methylamino)phenyl)-7*H*-purin-8(9*H*)-one (**103**) (100 mg, 0.24 mmol) in DCM (3 mL). The reaction mixture was stirred at room temperature for 1 hr before quenched with MeOH (2 mL). Solvents were removed and the residue was pre-purified by column chromatography (silica gel, 0 to 10% methanol in methylene chloride (0.3% Et₃N)) followed by preparative HPLC (RP, C18, 10 to 95% acetonitrile in water (0.2% NH₃:H₂O)) to give (*E*)-*N*-(5-(6-amino-7-(3-methoxy-4-methylphenyl)-8-oxo-7*H*-purin-9(8*H*)-yl)-2-(2-methoxyethoxy)phenyl)-4-(dimethylamino)-*N*-methylbut-2-enamide (**104**) (26 mg, 21%) as a white solid. LC-MS (ESI): m/z (M+1) 562.3. ¹H NMR (400 MHz, DMSO) δ 8.08 (s, 1H), 7.63 (d, *J* = 8.7 Hz, 1H), 7.57 – 7.48 (m, 1H), 7.32 (d, *J* = 8.4 Hz, 2H), 7.10 (s, 1H), 6.99 (d, *J* = 7.8 Hz, 1H), 6.68 – 6.52 (m, 1H), 5.86 (d, *J* = 15.3 Hz, 1H), 5.69 (s, 2H), 4.29 – 4.09 (m, *J* = 5.0 Hz, 2H), 3.80 (s, 3H), 3.62 (t, *J* = 4.5 Hz, 2H), 3.27 (s, 3H), 3.13 (s, 3H), 2.92 – 2.80 (m, 2H), 2.21 (s, 3H), 2.02 (s, 6H).

Example 33: Synthesis of (*E*)-*N*-(5-(6-amino-7-(3-methoxy-4-methylphenyl)-8-oxo-7*H*-purin-9(8*H*)-yl)-2-(2-methoxyethoxy)phenyl)-4-(dimethylamino)but-2-enamide (112)



[00566] In a similar manner as described in Example 32, *tert*-butyl 5-amino-2-(2-methoxyethoxy)phenylcarbamate (**105**) (1.58 g, 100%) was prepared as a brown oil starting from *tert*-butyl 2-(2-methoxyethoxy)-5-nitrophenylcarbamate (**95**) (1.75 g). LC-MS (ESI): *m/z* (M+1) 283.1.

[00567] In a similar manner as described in Example 32, *tert*-butyl 5-(6-(dibenzylamino)-5-nitropyrimidin-4-ylamino)-2-(2-methoxyethoxy)phenylcarbamate (**106**) (3.4 g, 100%) was prepared as a brown oil starting from *tert*-butyl 5-amino-2-(2-methoxyethoxy)phenylcarbamate (**105**) (1.58 g) and *N,N*-dibenzyl-6-chloro-5-nitropyrimidin-4-amine (**1**). LC-MS (ESI): *m/z* (M+1) 601.3.

[00568] In a similar manner as described in Example 32, *tert*-butyl 5-(5-amino-6-(dibenzylamino)pyrimidin-4-ylamino)-2-(2-methoxyethoxy)phenylcarbamate (**107**) (3.0 g, 94%) was prepared as a brown oil starting from *tert*-butyl 5-(6-(dibenzylamino)-5-nitropyrimidin-4-ylamino)-2-(2-methoxyethoxy)phenylcarbamate (**106**) (3.36 g). LC-MS (ESI): *m/z* (M+1) 569.2.

[00569] In a similar manner as described in Example 32, *tert*-butyl 5-(6-(dibenzylamino)-8-oxo-7H-purin-9(8H)-yl)-2-(2-methoxyethoxy)phenylcarbamate (**108**) (1.9 g, 61%) was prepared as a brown oil starting from *tert*-butyl 5-(5-amino-6-(dibenzylamino)pyrimidin-4-ylamino)-2-(2-methoxyethoxy)phenylcarbamate (**107**) (3.0 g). LC-MS (ESI): m/z (M+1) 597.2.

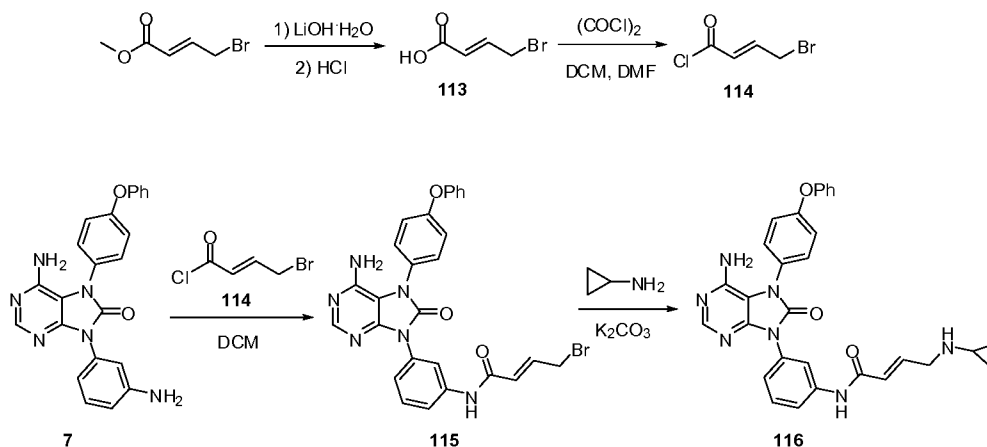
[00570] In a similar manner as described in Example 32, *tert*-butyl 5-(6-amino-8-oxo-7H-purin-9(8H)-yl)-2-(2-methoxyethoxy)phenylcarbamate (**109**) (462 mg, 83%) was prepared as a brown solid starting from *tert*-butyl 5-(6-(dibenzylamino)-8-oxo-7H-purin-9(8H)-yl)-2-(2-methoxyethoxy)phenylcarbamate (**108**) (800 mg). LC-MS (ESI): m/z (M+1) 417.1.

[00571] In a similar manner as described in Example 32, *tert*-butyl 5-(6-amino-7-(3-methoxy-4-methylphenyl)-8-oxo-7H-purin-9(8H)-yl)-2-(2-methoxyethoxy)phenylcarbamate (**110**) (258 mg, 43%) was prepared as a brown oil starting from *tert*-butyl 5-(6-amino-8-oxo-7H-purin-9(8H)-yl)-2-(2-methoxyethoxy)phenylcarbamate (**109**) (462 mg) and 3-methoxy-4-methylphenylboronic acid (553 mg). LC-MS (ESI): m/z (M+1) 537.3.

[00572] In a similar manner as described in Example 32, 6-amino-9-(3-amino-4-(2-methoxyethoxy)phenyl)-7-(3-methoxy-4-methylphenyl)-7H-purin-8(9H)-one (**111**) (209 mg, 100%) was prepared as a brown oil starting from *tert*-butyl 5-(6-amino-7-(3-methoxy-4-methylphenyl)-8-oxo-7H-purin-9(8H)-yl)-2-(2-methoxyethoxy)phenylcarbamate (**110**) (258 mg). LC-MS (ESI): m/z (M+1) 437.2.

[00573] In a similar manner as described in Example 32, (E)-N-(5-(6-amino-7-(3-methoxy-4-methylphenyl)-8-oxo-7H-purin-9(8H)-yl)-2-(2-methoxyethoxy)phenyl)-4-(dimethylamino)but-2-enamide (**112**) (31 mg, 12%) was prepared as a white solid starting from 6-amino-9-(3-amino-4-(2-methoxyethoxy)phenyl)-7-(3-methoxy-4-methylphenyl)-7H-purin-8(9H)-one (**111**) (209 mg). LC-MS (ESI): m/z (M+1) 548.3. ^1H NMR (400 MHz, DMSO) δ 9.25 (s, 1H), 8.31 (s, 1H), 8.07 (s, 1H), 7.36 – 7.17 (m, 3H), 7.15 (s, 1H), 7.02 (d, J = 6.2 Hz, 1H), 6.75 – 6.63 (m, 1H), 6.50 (d, J = 15.4 Hz, 1H), 5.65 (s, 2H), 4.30 – 4.18 (m, 2H), 3.80 (s, 3H), 3.76 – 3.70 (m, 2H), 3.33 (s, 3H), 3.06 (d, J = 5.7 Hz, 2H), 2.21 (s, 3H), 2.17 (s, 6H).

Example 34: Synthesis of (E)-N-(3-(6-amino-8-oxo-7-(4-phenoxyphenyl)-7H-purin-9(8H)-yl)phenyl)-4-(cyclopropylamino)but-2-enamide (116)



[00574] To a solution of (*E*)-methyl 4-bromobut-2-enoate (6 g, 33.5 mmol) in THF (60 mL) at 0 °C and under N₂ atmosphere was added a solution of lithium hydroxide monohydrate (1.83 g, 43.6 mmol) in water (20 mL) dropwise over 15 min. The resulting mixture was stirred at 0 °C for 3 hrs. Cold water (150 mL) and petroleum ether (200 mL) were then introduced and the stirring was continued at 0 °C for 10 min. The layers were separated. The aqueous layer was acidified with *con.* HCl at 0 °C to pH ~ 1 and was extracted with DCM (80 mL X 3). The combined organic extracts were dried over Na₂SO₄ filtered and evaporated under reduced pressure to give (*E*)-4-bromobut-2-enoic acid (**113**) (4.5 g, 82% yield) as a yellow solid.

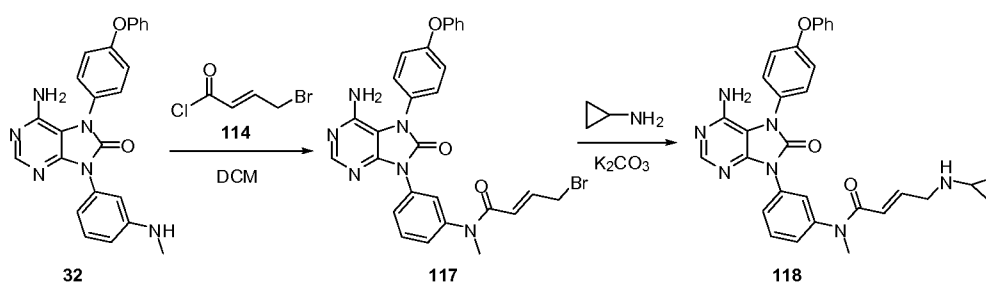
[00575] To a solution of (*E*)-4-bromobut-2-enoic acid (**113**) (162 mg, 0.98 mmol) and a drop of DMF in anhydrous DCM (3 mL) was added oxalyl chloride (250 mg, 1.96 mmol) dropwise. The resulting mixture was stirred at r.t. for 1 hour. The solvent was removed *in vacuo* to give (*E*)-4-bromobut-2-enoyl chloride (**114**) (quant.) and used for next step directly.

[00576] To a solution of 6-amino-9-(3-aminophenyl)-7-(4-phenoxyphenyl)-7H-purin-8(9H)-one (**7**) (200 mg, 0.49 mmol) in anhydrous DCM (3 mL) at 0 °C was added freshly generated (*E*)-4-bromobut-2-enoyl chloride (**114**) (179 mg, 0.98 mmol) in DCM (2 mL) dropwise. The resulting mixture was stirred at r.t. for 1 hour before it was quenched with MeOH (0.5 mL) and water (5 mL). The reaction mixture was then extracted with DCM (3 mL X 3). The combined organic layers were washed with brine, dried over Na₂SO₄ and concentrated *in vacuo* to give (*E*)-N-(3-(6-amino-8-oxo-7-(4-phenoxyphenyl)-7H-purin-9(8H)-yl)phenyl)-4-bromobut-2-enamide (**115**) (quant.) as a light yellow oil. LC-MS (ESI): *m/z* (M/M+2) 557.4/559.4.

[00577] To a suspension of (*E*)-N-(3-(6-amino-8-oxo-7-(4-phenoxyphenyl)-7H-purin-9(8H)-yl)phenyl)-4-bromobut-2-enamide (**115**) (273 mg, 0.49 mmol) and K₂CO₃ (200 mg, 1.47 mmol) in MeCN (5 mL) was added cyclopropanamine (56 mg, 0.98 mmol). The resulting mixture was stirred at r.t. overnight. The solid suspension was filtered off, and the filtrate was concentrated

in vacuo. The residue was pre-purified by column chromatography (0 to 10% MeOH in DCM) followed by preparative HPLC purification (RP C18, 10 to 95% acetonitrile in water (0.2% NH₃·H₂O)) to give (*E*)-*N*-(3-(6-amino-8-oxo-7-(4-phenoxyphenyl)-7*H*-purin-9(8*H*)-yl)phenyl)-4-(cyclopropylamino)but-2-enamide (**116**) (29 mg, 3 step yield 11%) as a white solid. LC-MS (ESI): *m/z* (M+1) 534.4. ¹H NMR (400 MHz, DMSO) δ 10.25 (s, 1H), 8.34 – 8.21 (m, 1H), 8.10 (s, 1H), 8.00 (s, 1H), 7.66 (s, 1H), 7.53 (d, *J* = 8.8 Hz, 2H), 7.46 – 7.40 (m, 3H), 7.30 (s, 1H), 7.22 – 7.11 (m, 5H), 6.88 – 6.75 (m, 1H), 6.24 (d, *J* = 15.4 Hz, 1H), 5.82 (s, 2H), 3.36 (d, *J* = 4.2 Hz, 2H), 2.13 – 2.02 (m, 1H), 0.41 – 0.30 (m, 2H), 0.28 – 0.16 (m, 2H).

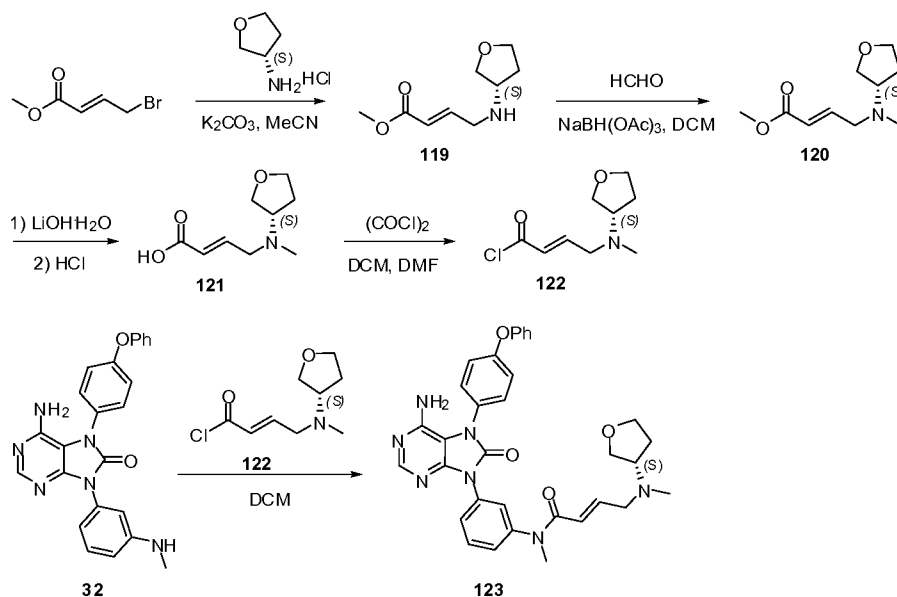
Example 35: Synthesis of (*E*)-*N*-(3-(6-amino-8-oxo-7-(4-phenoxyphenyl)-7*H*-purin-9(8*H*)-yl)phenyl)-4-(cyclopropylamino)-*N*-methylbut-2-enamide (118**)**



[00578] In a similar manner as described in Example 34, (*E*)-*N*-(3-(6-amino-8-oxo-7-(4-phenoxyphenyl)-7*H*-purin-9(8*H*)-yl)phenyl)-4-bromo-*N*-methylbut-2-enamide (**117**) (100 mg, 62%) was prepared as a white solid starting from 6-amino-9-(3-(methylamino)phenyl)-7-(4-phenoxyphenyl)-7*H*-purin-8(9*H*)-one (**32**) (120 mg). LC-MS (ESI): *m/z* (M/M+2) 571.4/573.4.

[00579] In a similar manner as described in Example 34, (*E*)-*N*-(3-(6-amino-8-oxo-7-(4-phenoxyphenyl)-7*H*-purin-9(8*H*)-yl)phenyl)-4-(cyclopropylamino)-*N*-methylbut-2-enamide (**118**) (32 mg, 34%) was prepared as a white solid starting from (*E*)-*N*-(3-(6-amino-8-oxo-7-(4-phenoxyphenyl)-7*H*-purin-9(8*H*)-yl)phenyl)-4-bromo-*N*-methylbut-2-enamide (**117**) (100 mg). LC-MS (ESI): *m/z* (M+1) 540.2. ¹H NMR (400 MHz, DMSO) δ 8.11 (s, 1H), 7.66 (d, *J* = 7.9 Hz, 1H), 7.62 – 7.56 (m, 2H), 7.49 (d, *J* = 8.8 Hz, 2H), 7.43 (t, *J* = 7.9 Hz, 2H), 7.34 (d, *J* = 8.6 Hz, 1H), 7.18 – 7.12 (m, 5H), 6.78 – 6.70 (m, 1H), 6.03 (d, *J* = 15.3 Hz, 1H), 5.87 (s, 2H), 3.28 (s, 3H), 3.25 – 3.17 (m, 3H), 2.01 – 1.86 (m, 1H), 0.25 – 0.19 (m, 2H), 0.13 – 0.04 (m, 2H).

Example 36: Synthesis of (S,E)-N-(3-(6-amino-8-oxo-7-(4-phenoxyphenyl)-7H-purin-9(8H)-yl)phenyl)-N-methyl-4-(methyl(tetrahydrofuran-3-yl)amino)but-2-enamide (123)



[00580] To a suspension of (*S*)-tetrahydrofuran-3-amine hydrochloride (500 mg, 4 mmol) and K_2CO_3 (830 mg, 6 mmol) in MeCN (10 mL) were added (*E*)-methyl 4-bromobut-2-enoate (663 mg, 3.9 mmol). The mixture was stirred at room temperature for 3 hrs. The solid was filtered off, and the filtrate was concentrated *in vacuo*. The residue was purified by column chromatographic (silica gel, 0 to 50% ethyl acetate in petroleum ether) to give (*S,E*)-methyl 4-(tetrahydrofuran-3-ylamino)but-2-enoate (**119**) (500 mg, 69%) as light yellow oil. LC-MS (ESI): m/z (M + 1) 186.1

[00581] To a solution of (*S,E*)-methyl 4-(tetrahydrofuran-3-ylamino)but-2-enoate (**119**) (400 mg, 2.16 mmol) and HCHO (38%, 854 mg, 10.8 mmol) in DCM (8 mL) was added $NaBH(OAc)_3$ (1.37 g, 6.48 mmol). The resulting mixture was stirred at r.t. for 1 hr before quenched with water (0.5 mL). The solvent was removed *in vacuo* and the residue was purified by column chromatography (silica gel, 0 to 50% ethyl acetate in petroleum ether) to give (*S,E*)-methyl 4-(methyl(tetrahydrofuran-3-yl)amino)but-2-enoate (**120**) (350 mg, 81%) as light yellow oil. LC-MS (ESI): m/z (M + 1) 200.1.

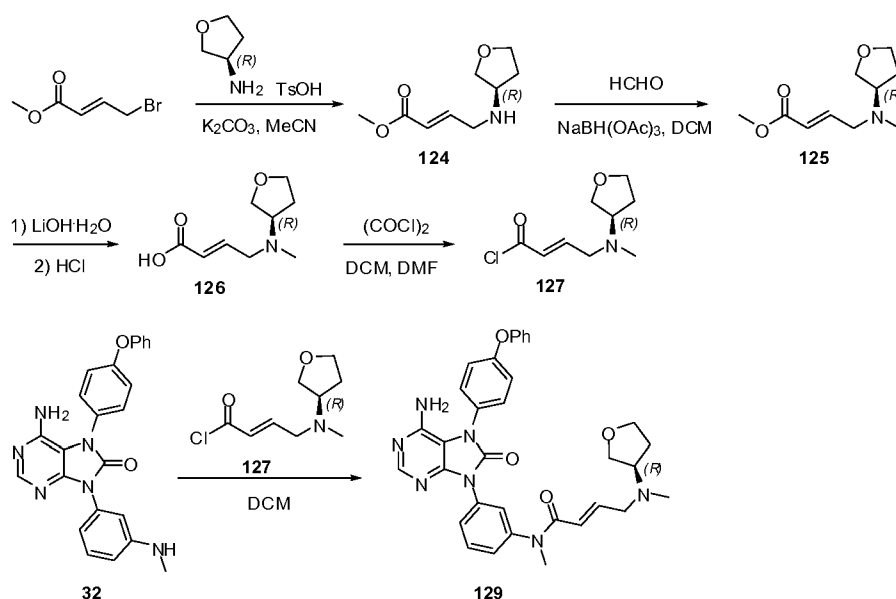
[00582] To a stirred solution of (*S,E*)-methyl 4-(methyl(tetrahydrofuran-3-yl)amino)but-2-enoate (**120**) (350 mg, 1.76 mmol) in THF (3 mL) was added a solution of lithium hydroxide monohydrate (148 mg, 3.51 mmol) in water (2 mL) dropwise. The resulting mixture was stirred at r.t. for 1 h and subsequently was acidified with *con.* HCl to pH~1. The solvent was directly removed *in vacuo* to give crude (*S,E*)-4-(methyl(tetrahydrofuran-3-yl)amino)but-2-enoic acid (**121**) (quant.) mixed with LiCl salt. LC-MS (ESI): m/z (M + 1) 186.1.

[00583] In a similar manner as described in Example 34, (*S,E*)-4-(methyl(tetrahydrofuran-3-yl)amino)but-2-enoyl chloride (**122**) (quant.) was prepared as a yellow solid starting from (*S,E*)-

4-(methyl(tetrahydrofuran-3-yl)amino)but-2-enoic acid (**121**) (55 mg).

[00584] In a similar manner as described in Example 34, (S,E)-N-(3-(6-amino-8-oxo-7-(4-phenoxyphenyl)-7H-purin-9(8H)-yl)phenyl)-N-methyl-4-(methyl(tetrahydrofuran-3-yl)amino)but-2-enamide (**123**) (22 mg, 15%) was prepared as a white solid starting from 6-amino-9-(3-(methylamino)phenyl)-7-(4-phenoxyphenyl)-7H-purin-8(9H)-one (**32**) (100 mg). LC-MS (ESI): m/z (M+1) 592.3. $^1\text{H NMR}$ (400 MHz, DMSO) δ 8.12 (s, 1H), 7.76 – 7.54 (m, 3H), 7.54 – 7.30 (m, 5H), 7.25 – 7.06 (m, 5H), 6.71 – 6.60 (m, 1H), 6.12 – 5.98 (m, 1H), 5.87 (br, 2H), 3.75 – 3.64 (m, 1H), 3.61 – 3.55 (m, 1H), 3.54 – 3.46 (m, 1H), 3.42 – 3.33 (m, 1H), 3.28 (s, 3H), 3.11 – 2.90 (m, 3H), 2.01 (s, 3H), 1.90 – 1.73 (m, 1H), 1.70 – 1.54 (m, 1H).

Example 37: Synthesis of (R,E)-N-(3-(6-amino-8-oxo-7-(4-phenoxyphenyl)-7H-purin-9(8H)-yl)phenyl)-N-methyl-4-(methyl(tetrahydrofuran-3-yl)amino)but-2-enamide (129**)**



[00585] In a similar manner as described in Example 36, (R,E)-methyl 4-(tetrahydrofuran-3-ylamino)but-2-enoate (**124**) (330 mg, 68%) was prepared as a white solid starting from (E)-methyl 4-bromobut-2-enoate (466 mg) and (R)-tetrahydrofuran-3-amine 4-methylbenzenesulfonate (676 mg). LC-MS (ESI): m/z (M + 1) 186.1.

[00586] In a similar manner as described in Example 36, (R,E)-methyl 4-(methyl(tetrahydrofuran-3-yl)amino)but-2-enoate (**125**) (320 mg, 100%) was prepared as a light yellow oil starting from (R,E)-methyl 4-(tetrahydrofuran-3-ylamino)but-2-enoate (**124**) (300 mg). LC-MS (ESI): m/z (M + 1) 200.1.

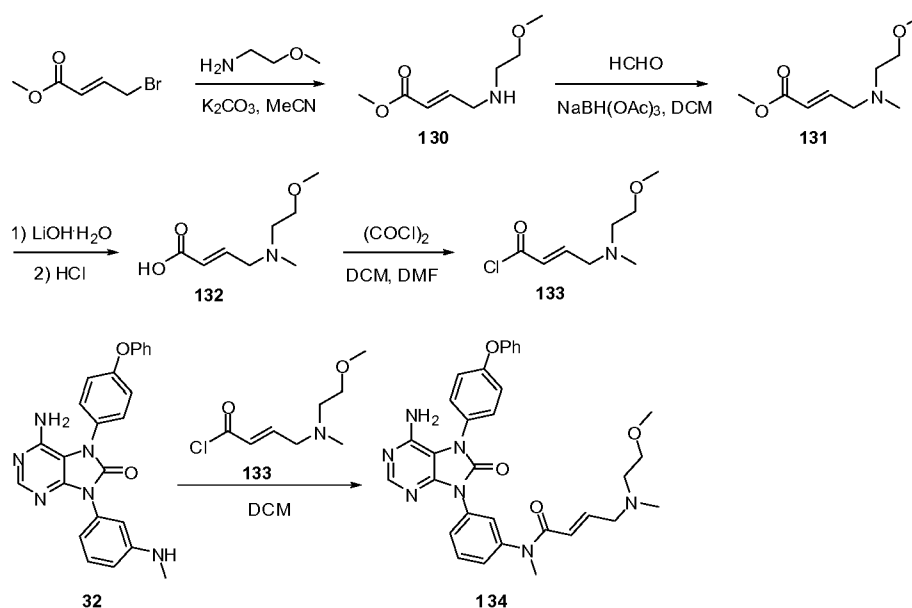
[00587] In a similar manner as described in Example 36, (R,E)-4-(methyl(tetrahydrofuran-3-yl)amino)but-2-enoic acid (**126**) (quant.) was prepared as a light yellow oil starting from (R,E)-methyl 4-(methyl(tetrahydrofuran-3-yl)amino)but-2-enoate (**125**) (320 mg). LC-MS (ESI): m/z (M + 1) 186.1.

[00588] In a similar manner as described in Example 34, (R,E)-4-(methyl(tetrahydrofuran-3-

yl)amino)but-2-enoyl chloride (**127**) (quant.) was prepared as a yellow solid starting from (*R,E*)-4-(methyl(tetrahydrofuran-3-yl)amino)but-2-enoic acid (**126**) (55 mg).

[00589] In a similar manner as described in Example 34, (*R,E*)-*N*-(3-(6-amino-8-oxo-7-(4-phenoxyphenyl)-7H-purin-9(8H)-yl)phenyl)-*N*-methyl-4-(methyl(tetrahydrofuran-3-yl)amino)but-2-enamide (**129**) (40 mg, 28%) was prepared as a white solid starting from 6-amino-9-(3-(methylamino)phenyl)-7-(4-phenoxyphenyl)-7H-purin-8(9H)-one (**32**) (100 mg). LC-MS (ESI): *m/z* (M+1) 592.2. ¹H NMR (400 MHz, DMSO) δ 8.14 (s, 1H), 7.74 – 7.59 (m, 3H), 7.50 – 7.37 (m, 5H), 7.21 – 7.14 (m, 4H), 6.70 – 6.60 (m, 1H), 6.42 – 6.22 (m, 1H), 5.92 (br, 2H), 4.02 – 3.75 (m, 5H), 3.67 – 3.44 (m, 2H), 3.31 (s, 3H), 2.60 (s, 3H), 2.22 – 1.94 (m, 2H).

Example 38: Synthesis of (*E*)-*N*-(3-(6-amino-8-oxo-7-(4-phenoxyphenyl)-7H-purin-9(8H)-yl)phenyl)-4-((2-methoxyethyl)(methyl)amino)-*N*-methylbut-2-enamide (134**)**



[00590] In a similar manner as described in Example 36, (*E*)-methyl 4-(2-methoxyethylamino)but-2-enoate (**130**) (800 mg, 82%) was prepared as a light yellow oil starting from (*E*)-methyl 4-bromobut-2-enoate (1 g) and 2-methoxyethanamine (504 mg). LC-MS (ESI): *m/z* (M + 1) 174.1.

[00591] In a similar manner as described in Example 36, (*E*)-methyl 4-(2-methoxyethyl(methyl)amino)but-2-enoate (**131**) (330 mg, 72%) was prepared as a light yellow oil starting from (*E*)-methyl 4-(2-methoxyethylamino)but-2-enoate (**130**) (500 mg). LC-MS (ESI): *m/z* (M + 1) 188.1.

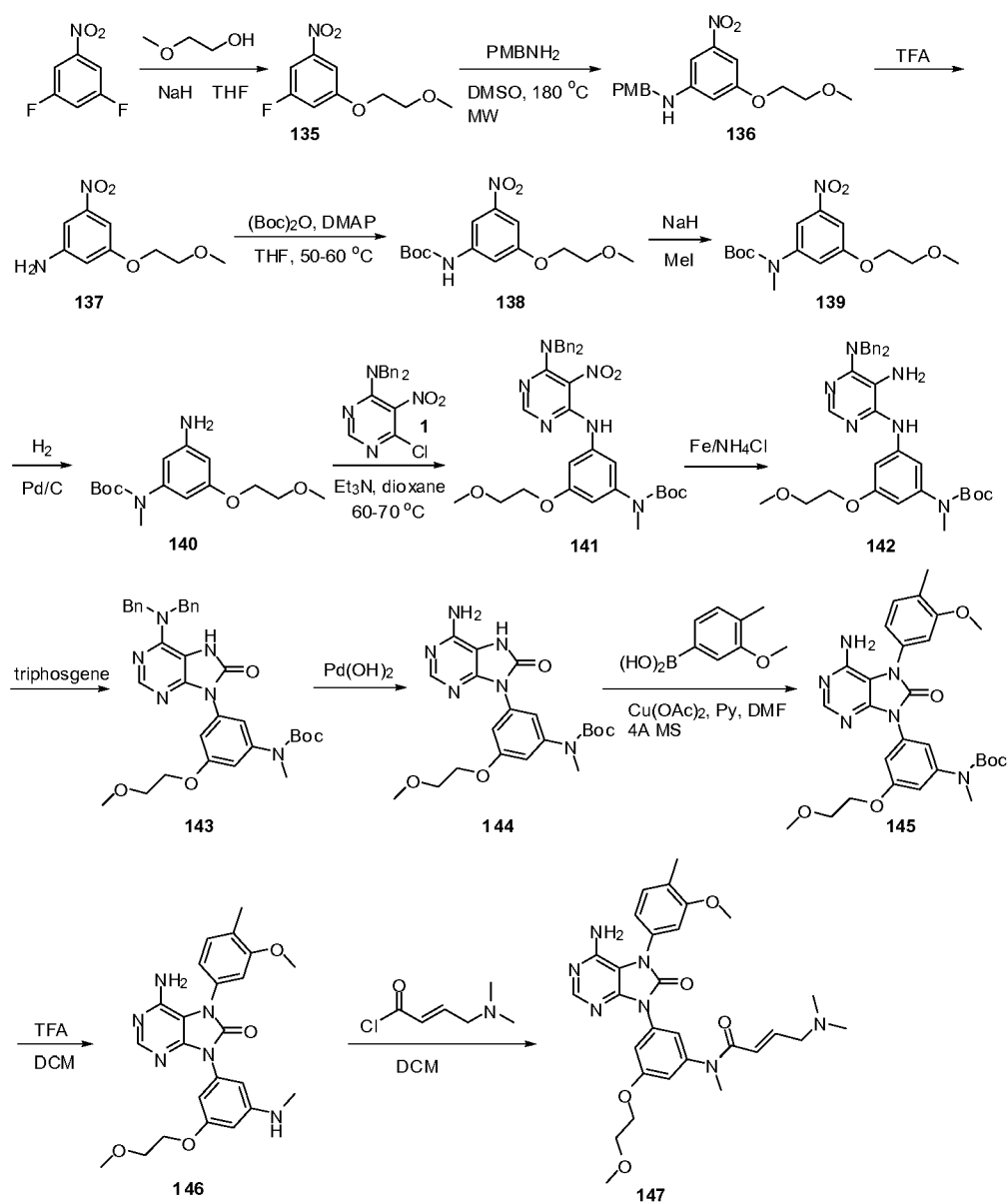
[00592] In a similar manner as described in Example 36, (*E*)-4-((2-methoxyethyl)(methyl)amino)but-2-enoic acid (**132**) (quant.) was prepared as a white solid starting from (*E*)-methyl 4-(2-methoxyethyl(methyl)amino)but-2-enoate (**131**) (330 mg). LC-

MS (ESI): m/z (M +1) 172.2.

[00593] In a similar manner as described in Example 34, (E)-4-((2-methoxyethyl)(methyl)amino)but-2-enoyl chloride (**133**) (quant.) was prepared as a yellow solid starting from (E)-4-((2-methoxyethyl)(methyl)amino)but-2-enoic acid (**132**) (133 mg).

[00594] In a similar manner as described in Example 34, (E)-N-(3-(6-amino-8-oxo-7-(4-phenoxyphenyl)-7H-purin-9(8H)-yl)phenyl)-4-((2-methoxyethyl)(methyl)amino)-N-methylbut-2-enamide (**134**) (32 mg, 23%) was prepared as a white solid starting from 6-amino-9-(3-(methylamino)phenyl)-7-(4-phenoxyphenyl)-7H-purin-8(9H)-one (**32**) (100 mg). LC-MS (ESI): m/z (M+1) 580.2. ^1H NMR (400 MHz, DMSO) δ 9.74 (s, 1H), 8.14 (s, 1H), 7.85 – 7.59 (m, 3H), 7.51 – 7.37 (m, 4H), 7.23 – 7.10 (m, 4H), 6.66 (dd, J = 14.8, 7.1 Hz, 1H), 6.36 – 6.22 (m, 1H), 5.93 (br, 2H), 3.95 – 3.70 (m, 2H), 3.64 – 3.44 (m, 2H), 3.31 (s, 3H), 3.27 – 3.02 (m, 5H), 2.66 (s, 3H).

Example 39: Synthesis of (E)-N-(3-(6-amino-7-(3-methoxy-4-methylphenyl)-8-oxo-7H-purin-9(8H)-yl)-5-(2-methoxyethoxy)phenyl)-4-(dimethylamino)-N-methylbut-2-enamide (147)



[00595] To a stirred solution of 2-methoxyethanol (3.58 g, 47.2 mmol) in anhydrous DMF (50 mL) at 0 °C were added NaH (60%, 3.14 g, 78.6 mmol). The mixture was stirred at room temperature for 10 min before 1,3-difluoro-5-nitrobenzene (452 mg, 2.4 mmol) was introduced. After the resulting mixture was stirred at rt for 2 hr, the reaction was quenched with water (100 mL) and extracted with EA (50 mL X 3). Combined organic layers were washed with brine, dried over Na₂SO₄ and concentrated *in vacuo*. The residue was purified by column chromatography (silica gel, 0 to 20% ethyl acetate in petroleum) to provide 1-fluoro-3-(2-methoxyethoxy)-5-nitrobenzene (**135**) (6.4 g, 95%) as yellow oil. LC-MS (ESI): *m/z* (M +1) 216.1.

[00596] To a solution of 1-fluoro-3-(2-methoxyethoxy)-5-nitrobenzene (**135**) (1 g, 4.65 mmol) and (4-methoxyphenyl)methanamine (3.18 g, 23.2 mmol) in DMSO (14 mL) was added K₂CO₃ (1.93 g, 13.95 mmol). The mixture was stirred under microwave at 180 °C for 1 hr. After cooled down to r. t., the reaction mixture was poured into water (100 mL) and extracted with EA

(30 mL X 3). Combined organic layers were washed with brine, dried over Na₂SO₃ and concentrated *in vacuo*. The residue was purified by column chromatography (silica gel, 0 to 20 % ethyl acetate in petroleum ether) to give N-(4-methoxybenzyl)-3-(2-methoxyethoxy)-5-nitroaniline (**136**) (530 mg, 35%) as red oil. LC-MS (ESI): *m/z* (M +1) 333.2.

[00597] N-(4-Methoxybenzyl)-3-(2-methoxyethoxy)-5-nitroaniline (**136**) (3.6 g, 10.8 mmol) was stirred in TFA (15 mL) at r.t. overnight. The solvent was removed *in vacuo* and the residue was purified by column chromatography (silica gel, 0 to 30% ethyl acetate in petroleum ether) to give 3-(2-methoxyethoxy)-5-nitroaniline (**137**) (1.84 g, 80%) as a yellow oil. LC-MS (ESI): *m/z* (M +1) 213.2.

[00598] To a solution of 3-(2-methoxyethoxy)-5-nitroaniline (**137**) (1.83 g, 8.63 mmol), Et₃N (2 mL) and (Boc)₂O (3.76 g, 17.26 mmol) in anhydrous THF (20 mL) was added DMAP (cat.). The mixture was stirred at 65°C under N₂ overnight. After the reaction mixture was cool down to r.t., the solvent was removed *in vacuo* and the residue was purified by column chromatography (silica gel, 0 to 20% ethyl acetate in petroleum ether) to afford *tert*-butyl 3-(2-methoxyethoxy)-5-nitrophenylcarbamate (**138**) (1.78 g, 66%). LC-MS (ESI): *m/z* (M +1) 313.2.

[00599] In a similar manner as described in Example 32, *tert*-butyl 3-(2-methoxyethoxy)-5-nitrophenyl(methyl)carbamate (**139**) (1.25, 68%) was prepared as an orange oil starting from *tert*-butyl 3-(2-methoxyethoxy)-5-nitrophenylcarbamate (**138**) (1.78 g).

[00600] *tert*-Butyl 3-(2-methoxyethoxy)-5-nitrophenyl(methyl)carbamate (**139**) (1.25 g, 3.8 mmol) and Pd/C (125 mg) was suspended in MeOH (50 mL). The reaction mixture was stirred at r.t. under H₂ atmosphere for 2 hrs. The mixture was filtered and the filtrate was concentrated *in vacuo* to give *tert*-butyl 3-amino-5-(2-methoxyethoxy)phenyl(methyl)carbamate (**140**) (1.13 g, quant.) as a yellow oil. LC-MS (ESI): *m/z* (M +1) 297.3.

[00601] In a similar manner as described in Example 32, *tert*-butyl 3-(6-(dibenzylamino)-5-nitropyrimidin-4-ylamino)-5-(2-methoxyethoxy)phenyl(methyl)carbamate (**141**) (2.0 g, 85%) was prepared as a yellow solid starting from *tert*-butyl 3-amino-5-(2-methoxyethoxy)phenyl(methyl)carbamate (**140**) (1.13 g). LC-MS (ESI): *m/z* (M+1) 615.2.

[00602] In a similar manner as described in Example 32, *tert*-butyl 3-(5-amino-6-(dibenzylamino)pyrimidin-4-ylamino)-5-(2-methoxyethoxy)phenyl(methyl)carbamate (**142**) (1.35 g, 25%) was prepared as a yellow solid starting from *tert*-butyl 3-(6-(dibenzylamino)-5-nitropyrimidin-4-ylamino)-5-(2-methoxyethoxy)phenyl(methyl)carbamate (**141**) (2.0 g). LC-MS (ESI): *m/z* (M+1) 585.3.

[00603] In a similar manner as described in Example 32, *tert*-butyl 3-(6-(dibenzylamino)-8-oxo-7H-purin-9(8H)-yl)-5-(2-methoxyethoxy)phenyl(methyl)carbamate (**143**) (1.3 g, 93%) was prepared as a yellow solid starting from *tert*-butyl 3-(5-amino-6-(dibenzylamino)pyrimidin-4-

ylamino)-5-(2-methoxyethoxy)phenyl(methyl)carbamate (**142**) (1.35 g). LC-MS (ESI): m/z (M+1) 611.3.

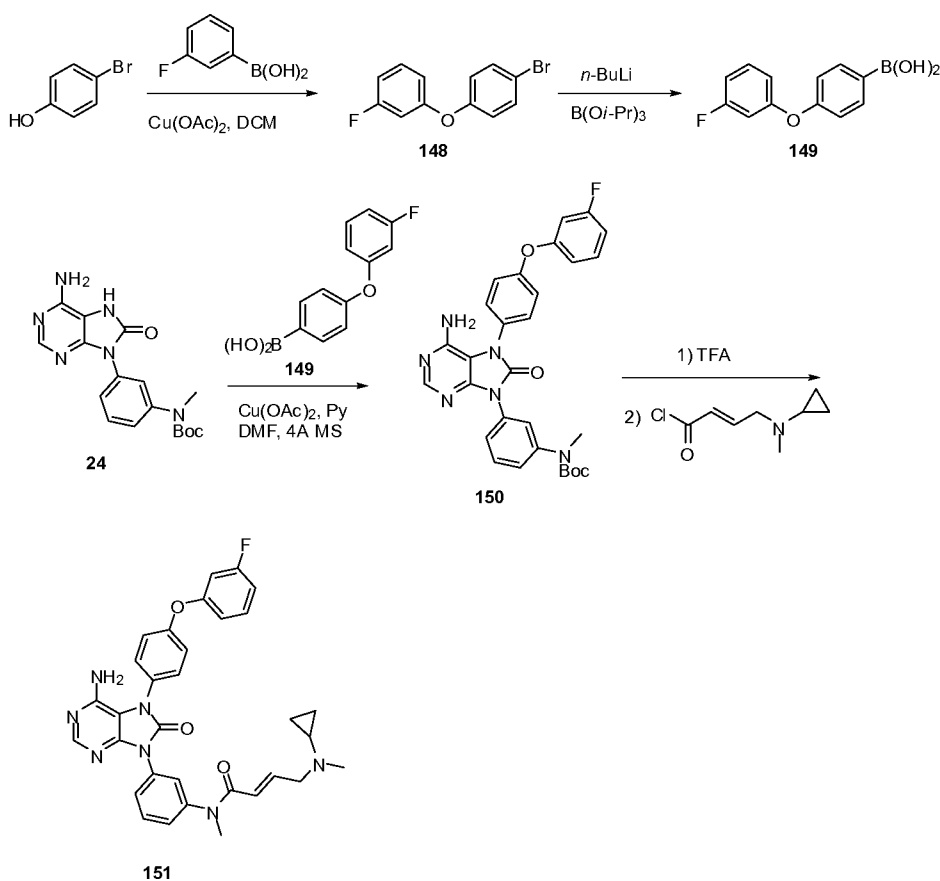
[**00604**] In a similar manner as described in Example 32, *tert*-butyl 3-(6-amino-8-oxo-7H-purin-9(8H)-yl)-5-(2-methoxyethoxy)phenyl(methyl)carbamate (**144**) (800 mg, 89%) was prepared as a brown solid starting from *tert*-butyl 3-(6-(dibenzylamino)-8-oxo-7H-purin-9(8H)-yl)-5-(2-methoxyethoxy)phenyl(methyl)carbamate (**143**) (1.3 g). LC-MS (ESI): m/z (M+1) 431.3.

[**00605**] In a similar manner as described in Example 32, *tert*-butyl 3-(6-amino-7-(3-methoxy-4-methylphenyl)-8-oxo-7H-purin-9(8H)-yl)-5-(2-methoxyethoxy)phenyl(methyl)carbamate (**145**) (660 mg, 25%) was prepared as a light yellow solid starting from *tert*-butyl 3-(6-amino-8-oxo-7H-purin-9(8H)-yl)-5-(2-methoxyethoxy)phenyl(methyl)carbamate (**144**) (800 mg). LC-MS (ESI): m/z (M+1) 551.3.

[**00606**] In a similar manner as described in Example 32, 6-amino-7-(3-methoxy-4-methylphenyl)-9-(3-(2-methoxyethoxy)-5-(methylamino)phenyl)-7H-purin-8(9H)-one (**146**) (quant.) was prepared as a white solid starting from *tert*-butyl 3-(6-amino-7-(3-methoxy-4-methylphenyl)-8-oxo-7H-purin-9(8H)-yl)-5-(2-methoxyethoxy)phenyl(methyl)carbamate (**145**) (660 mg). LC-MS (ESI): m/z (M+1) 451.2.

[**00607**] In a similar manner as described in Example 32, (E)-N-(3-(6-amino-7-(3-methoxy-4-methylphenyl)-8-oxo-7H-purin-9(8H)-yl)-5-(2-methoxyethoxy)phenyl)-4-(dimethylamino)-N-methylbut-2-enamide (**147**) (49 mg, 40%) was prepared as a white solid starting from 6-amino-7-(3-methoxy-4-methylphenyl)-9-(3-(2-methoxyethoxy)-5-(methylamino)phenyl)-7H-purin-8(9H)-one (**146**) (100 mg). LC-MS (ESI): m/z (M+1) 562.3. ^1H NMR (400 MHz, DMSO) δ 8.11 (s, 1H), 7.36 – 7.26 (m, 2H), 7.20 (s, 1H), 7.11 (d, $J = 1.8$ Hz, 1H), 7.02 – 6.95 (m, 2H), 6.64 (dt, $J = 15.2, 6.1$ Hz, 1H), 6.05 (d, $J = 15.1$ Hz, 1H), 5.71 (s, 2H), 4.18 – 4.11 (m, 2H), 3.80 (s, 3H), 3.69 – 3.62 (m, 2H), 3.26 (s, 3H), 2.91 (d, $J = 5.6$ Hz, 2H), 2.21 (s, 3H), 2.04 (s, 6H).

Example 40: Synthesis of (E)-N-(3-(6-amino-7-(4-(3-fluorophenoxy)phenyl)-8-oxo-7H-purin-9(8H)-yl)phenyl)-4-(cyclopropyl(methyl)amino)-N-methylbut-2-enamide (151**)**



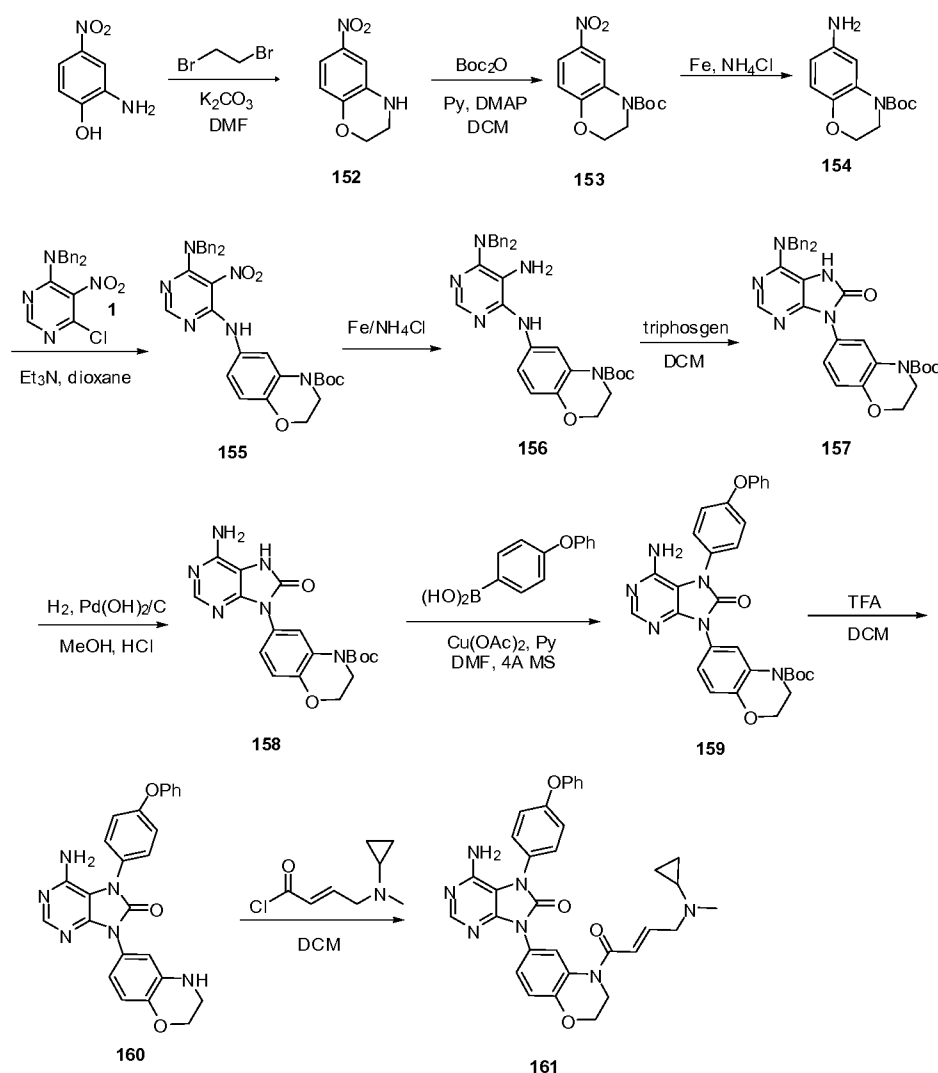
[00608] To a solution of 4-bromophenol (500 mg, 2.89 mmol), 3-fluorophenylboronic acid (809 mg, 5.78 mmol) and Et_3N (2 mL, 14.45 mmol) in DCM was added $\text{Cu}(\text{OAc})_2$ (525 mg, 2.89 mmol) and molecular sieve (4A, 1 g). The mixture was stirred at room temperature overnight under O_2 atmosphere. The mixture was filtered and the filtrate was concentrated *in vacuo*. The residue was purified by column chromatography (silica gel, 0 to 30% ethyl acetate in petroleum ether) to give 1-(4-bromophenoxy)-3-fluorobenzene (**148**) (350 mg, 45%) as yellow solid.

[00609] To a solution of 1-(4-bromophenoxy)-3-fluorobenzene (**148**) (345 mg, 1.3 mmol) in THF (10 mL) at -78°C and under N_2 atmosphere was added $n\text{-BuLi}$ (2.5 M, 0.7 mL, 1.7 mmol) dropwise. The mixture was stirred at -78°C for 20 min before triisopropyl borate (0.35 mL) was added. The mixture was allowed warm to room temperature and stirred for 3 hrs. The reaction was quenched with HCl (1N) and extracted with EA (5 mL X 3). Combined organic layer was washed with brine and dried over Na_2SO_4 . The solvent was removed *in vacuo* to give 4-(3-fluorophenoxy)phenylboronic acid (**149**) (150 mg, 50%) as white solid. LC-MS (ESI): m/z (M - 1) 231.1.

[00610] In a similar manner as described in Example 1, *tert*-butyl 3-(6-amino-7-(4-(3-fluorophenoxy)phenyl)-8-oxo-7H-purin-9(8H)-yl)phenyl(methyl)carbamate (**150**) (80 mg, 43%) was prepared as a yellow solid starting from *tert*-butyl 3-(6-amino-8-oxo-7H-purin-9(8H)-yl)phenyl(methyl)carbamate (**24**) (525 mg). LC-MS (ESI): m/z (M+1) 543.3.

[00611] In a similar manner as described in Example 1, (E)-N-(3-(6-amino-7-(4-(3-fluorophenoxy)phenyl)-8-oxo-7H-purin-9(8H)-yl)phenyl)-4-(cyclopropyl(methyl)amino)-N-methylbut-2-enamide (**151**) (26 mg, 33%) was prepared as a white solid starting from *tert*-butyl 3-(6-amino-7-(4-(3-fluorophenoxy)phenyl)-8-oxo-7H-purin-9(8H)-yl)phenyl(methyl)carbamate (**150**) (80 mg). LC-MS (ESI): m/z (M+1) 543.3. ^1H NMR (400 MHz, DMSO) δ 8.12 (s, 1H), 7.71 – 7.56 (m, 3H), 7.51 (d, $J = 8.7$ Hz, 2H), 7.44 (dd, $J = 15.3, 8.1$ Hz, 1H), 7.34 (d, $J = 8.0$ Hz, 1H), 7.23 (d, $J = 8.7$ Hz, 2H), 7.08 – 6.95 (m, 3H), 6.75 – 6.60 (m, 1H), 6.09 – 5.87 (m, 3H), 3.30 (s, 3H), 3.12 (d, $J = 5.6$ Hz, 2H), 2.12 (s, 3H), 1.68 – 1.51 (m, 1H), 0.36 – 0.28 (m, 2H), 0.25 – 0.13 (m, 2H).

Example 41: Synthesis of (E)-6-amino-9-(4-(4-(cyclopropyl(methyl)amino)but-2-enoyl)-3,4-dihydro-2H-benzo[b][1,4]oxazin-6-yl)-7-(4-phenoxyphenyl)-7H-purin-8(9H)-one (161**)**



[00612] To a solution of 2-amino-4-nitrophenol (5.0 g, 32.5 mmol) in anhydrous DMF (100 mL) was added K_2CO_3 (13.4 g, 97 mmol) and 1,2-dibromoethane (3.3 mL, 39 mmol). The resulting mixture was stirred at 125 °C under N_2 overnight. After cooling down to r.t., the reaction mixture was concentrated, diluted with water (100 mL), and extracted with EtOAc (50 mL X 3).

The combined organic layer was washed with water and brine, dried over Na₂SO₄, and concentrated. The residue was purified by column chromatography (silica gel, 0 to 30% ethyl acetate in petroleum ether) to give 6-nitro-3,4-dihydro-2*H*-benzo[*b*][1,4]oxazine (**152**) (2.0 g, 34%) as a yellow solid. LC-MS (ESI): *m/z* (M+1) 181.2.

[00613] A solution of 6-nitro-3,4-dihydro-2*H*-benzo[*b*][1,4]oxazine (**152**) (2.0 g, 11.1 mmol) in anhydrous DCM (50 mL) was treated with Boc₂O (6.2g, 28.4 mmol), pyridine (3.6 mL, 45 mmol), and catalytic DMAP (40 mg). The mixture was stirred at r.t. overnight and then diluted with water (100 mL), extracted with EtOAc (50 mL X 3). The combined organic layer was washed with 10% citric acid solution and brine, dried over Na₂SO₄, and concentrated. The residue was purified by column chromatography (silica gel, 0 to 20% ethyl acetate in petroleum ether) to give *tert*-butyl 6-nitro-2*H*-benzo[*b*][1,4]oxazine-4(3*H*)-carboxylate (**153**) (1.0 g, 32%) as a yellow solid. LC-MS (ESI): *m/z* (M+1) 281.1.

[00614] To a solution of *tert*-butyl 6-nitro-2*H*-benzo[*b*][1,4]oxazine-4(3*H*)-carboxylate (**153**) (1.0 g, 3.6 mmol) in THF/MeOH/H₂O (24 mL/12 mL/6 mL) was added iron powder (2.0 g, 36 mmol) and NH₄Cl (3.9 g, 72 mmol). The resulting suspension was heated at 50 °C for 5 hrs under N₂. After cooled down to r.t., the reaction mixture was filtered through a pad of Celite. The filtrate was extracted with EtOAc (50 mL X 3), washed with water and brine, dried over Na₂SO₄, and concentrated in *vacuo* to give *tert*-butyl 6-amino-2*H*-benzo[*b*][1,4]oxazine-4(3*H*)-carboxylate (**154**) (0.8 g, 89%) as a brown oil. LC-MS (ESI): *m/z* (M+1) 251.1.

[00615] To a solution of *tert*-butyl 6-amino-2*H*-benzo[*b*][1,4]oxazine-4(3*H*)-carboxylate (**154**) (0.8 g, 3.2 mmol) and TEA (0.9 mL, 6.4 mmol) in dioxane (20 mL) was added *N,N*-dibenzyl-6-chloro-5-nitropyrimidin-4-amine (**1**) (1.13 g, 3.2 mmol). The reaction mixture was heated at 70 °C overnight under N₂, before water (100 mL) was introduced. The resulting mixture was extracted with EtOAc (50 mL x 3), the combined organic layer was washed with brine, dried over Na₂SO₄, and concentrated in *vacuo*. The residue was purified by column chromatography (silica gel, 0 to 20% ethyl acetate in petroleum ether) to give *tert*-butyl 6-(6-(dibenzylamino)-5-nitropyrimidin-4-ylamino)-2*H*-benzo[*b*][1,4]oxazine-4(3*H*)-carboxylate (**155**) (1.8 g, 99 %) as a brown oil. LC-MS (ESI): *m/z* (M+1) 569.1.

[00616] To a solution of *tert*-butyl 6-(6-(dibenzylamino)-5-nitropyrimidin-4-ylamino)-2*H*-benzo[*b*][1,4]oxazine-4(3*H*)-carboxylate (**155**) (1.8 g, 3.2 mmol) in THF/EtOH/H₂O (24 mL/12 mL/6 mL) was added Fe powder (1.77 g, 32 mmol) and NH₄Cl (3.46 g, 64 mmol). The resulting suspension was heated at 50 °C for 5 hrs under N₂. After cooled down to r.t., the reaction mixture was filtered through a pad of Celite. The filtrate was extracted with EtOAc (50 mL X 3), washed with water and brine, dried over Na₂SO₄, and concentrated in *vacuo* to afford *tert*-butyl 6-(5-amino-6-(dibenzylamino) pyrimidin-4-ylamino)-2*H*-benzo[*b*][1,4]oxazine-4(3*H*)-

carboxylate (**156**) (1.7 g, quant.) as a brown oil. LC-MS (ESI): m/z (M+1) 539.0.

[00617] To a stirred solution of *tert*-butyl 6-(5-amino-6-(dibenzylamino)pyrimidin-4-ylamino)-2*H*-benzo[*b*][1,4]oxazine-4(3*H*)-carboxylate (**156**) (1.7 g, 3.2 mmol) and TEA (0.9 mL, 6.4 mmol) in anhydrous DCM (50 mL) at 0 °C and under N₂ atmosphere was added a solution of triphosgene (475 mg, 1.6 mmol) in anhydrous DCM (10 mL) over 1 hr. The stirring was continued for 1 hr before the reaction was quenched with water (100 mL). The layers was separated, the organic layer was washed with water and brine, dried over Na₂SO₄, and concentrated in *vacuo*. The residue was purified by column chromatography (silica gel, 0 to 30% ethyl acetate in petroleum ether) to give *tert*-butyl 6-(6-(dibenzylamino)-8-oxo-7*H*-purin-9(8*H*)-yl)-2*H*-benzo[*b*][1,4]oxazine-4(3*H*)-carboxylate (**157**) (1.5 g, 85 %) as a brown solid. LC-MS (ESI): m/z (M+1) 565.2.

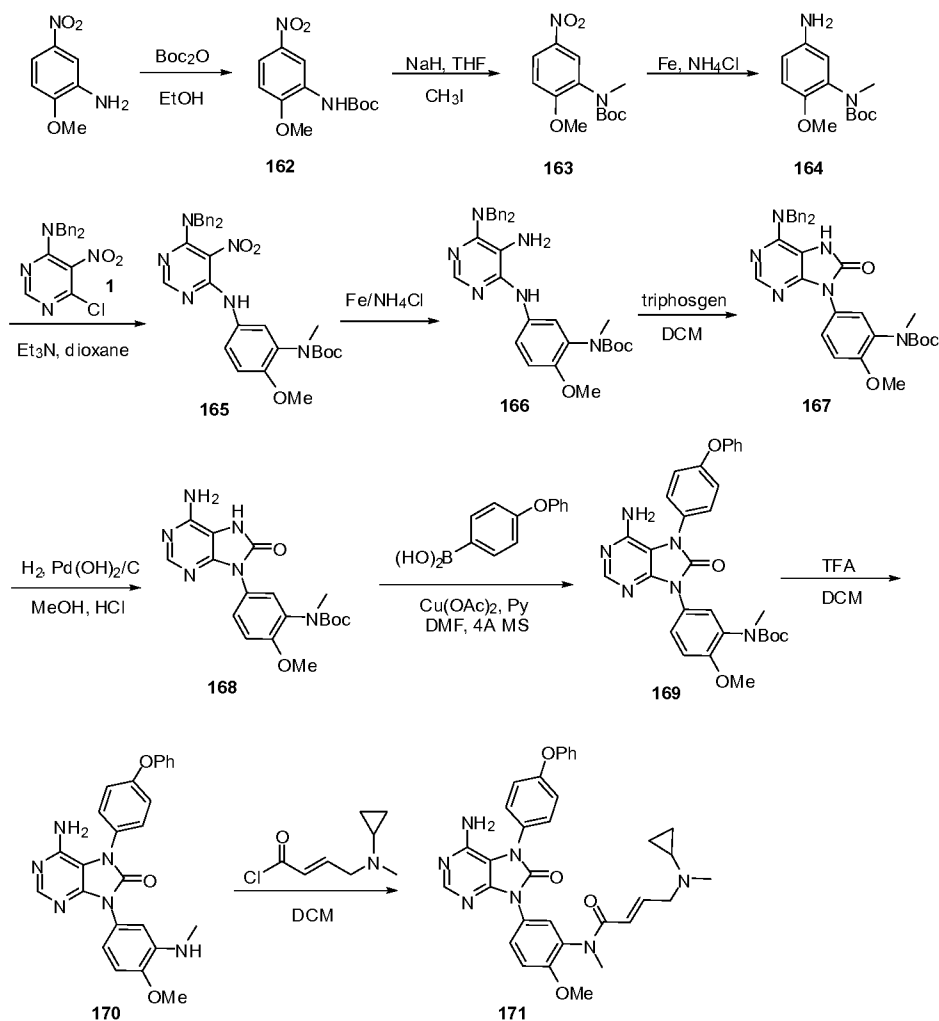
[00618] To a mixture of *tert*-butyl 6-(6-(dibenzylamino)-8-oxo-7*H*-purin-9(8*H*)-yl)-2*H*-benzo[*b*][1,4]oxazine-4(3*H*)-carboxylate (**157**) (0.8 g, 1.4 mmol) in MeOH (30 mL) was added Pd(OH)₂/C (800 mg, 20 wt%) and 3 drops of con. HCl. The resulting mixture was purged with H₂ (2 X) before heated to 60 °C overnight under H₂ atmosphere. The reaction mixture was cooled down to r.t., filtered through a Celite pad, and the filtrate was concentrated down *in vacuo* to give *tert*-butyl 6-(6-amino-8-oxo-7*H*-purin-9(8*H*)-yl)-2*H*-benzo[*b*][1,4]oxazine-4(3*H*)-carboxylate (**158**) (0.5 g, 92%) as a yellow solid. LC-MS (ESI): m/z (M+1) 385.0.

[00619] To a mixture of *tert*-butyl 6-(6-amino-8-oxo-7*H*-purin-9(8*H*)-yl)-2*H*-benzo[*b*][1,4]oxazine-4(3*H*)-carboxylate (**158**) (0.5 g, 1.3 mmol) and 4A MS (300 mg) in dry DMF (20 mL) were added 4-phenoxyphenylboronic acid (836 mg, 3.9 mmol), Cu(OAc)₂ (237 mg, 1.3 mmol) and pyridine (0.6 mL, 7.8 mmol). The reaction mixture was heated at 37 °C overnight under O₂ atmosphere, filtered through a Celite pad. The filtrate was diluted with water (80 mL), extracted with EtOAc (30 mL X 3). The combined organic layer was washed with water and brine, dried over Na₂SO₄, and concentrated. The residue was purified by column chromatography (silica gel, 0 to 5% methanol in methylene chloride) to give *tert*-butyl 6-(6-amino-8-oxo-7-(4-phenoxyphenyl)-7*H*-purin-9(8*H*)-yl)-2*H*-benzo[*b*][1,4]oxazine-4(3*H*)-carboxylate (**159**) (663 mg, 92%) as a brown oil. LC-MS (ESI): m/z (M+1) 553.2.

[00620] To a solution of *tert*-butyl 6-(6-amino-8-oxo-7-(4-phenoxyphenyl)-7*H*-purin-9(8*H*)-yl)-2*H*-benzo[*b*][1,4]oxazine-4(3*H*)-carboxylate (**159**) (663 mg, 1.2 mmol) in DCM (4 mL) was added TFA (1 mL) dropwise. The reaction mixture was stirred at rt for 1 hr before concentrated. The residue was purified by column chromatography (silica gel, 0 to 5 % methanol in methylene chloride (0.3% Et₃N)) to give 6-amino-9-(3,4-dihydro-2*H*-benzo[*b*][1,4]oxazin-6-yl)-7-(4-phenoxyphenyl)-7*H*-purin-8(9*H*)-one (**160**) (424 mg, 78%) as a brown oil. LC-MS (ESI): m/z (M+1) 453.1.

[00621] To a suspension of (*E*)-4-(cyclopropyl(methyl)amino)but-2-enoic acid hydrochloride salt (169 mg, 0.88 mmol) in anhydrous acetonitrile (5 mL) was added 1 drop of DMF before introducing (COCl)₂ (1.0 mL, 10.6 mmol). The resulting mixture was stirred at room temperature for 1 hr. The solvents were evaporated. The freshly generated acid chloride was dissolved in dry DCM (2 mL) and introduced to the solution of 6-amino-9-(3,4-dihydro-2*H*-benzo[*b*][1,4]oxazin-6-yl)-7-(4-phenoxyphenyl)-7*H*-purin-8(9*H*)-one (**160**) (200 mg, 0.44 mmol) in DCM (5 mL). Resulting mixture was stirred at room temperature for 1 hr before quenched with MeOH (2 mL). Solvent was removed and the residue was pre-purified by column chromatography (silica gel, 0 to 10% methanol in methylene chloride (0.3% Et₃N)) followed by preparative HPLC (RP, C18, 10 to 95% acetonitrile in water (0.2% NH₃·H₂O)) to give (*E*)-6-amino-9-(4-(4-(cyclopropyl(methyl) amino)but-2-enoyl)-3,4-dihydro-2*H*-benzo[*b*][1,4]oxazin-6-yl)-7-(4-phenoxyphenyl)-7*H*-purin-8(9*H*)-one (**161**) (19 mg, 7%) as a white solid. LC-MS (ESI): *m/z* (M+1) 590.1. ¹H NMR (400 MHz, DMSO) δ 9.60 (s, 1H), 8.13 (s, 1H), 7.52 – 7.40 (m, 4H), 7.40 – 7.34 (m, 1H), 7.23 – 7.11 (m, 5H), 7.08 (d, *J* = 8.8 Hz, 1H), 7.02 – 6.88 (m, 1H), 6.82 – 6.66 (m, 1H), 5.86 (s, 2H), 4.36 (t, 2H), 4.09 – 3.89 (m, 4H), 2.88 – 2.63 (m, 4H), 0.93 – 0.58 (m, 4H).

Example 42: Synthesis of (*E*)-*N*-(5-(6-amino-8-oxo-7-(4-phenoxyphenyl)-7*H*-purin-9(8*H*)-yl)-2-methoxyphenyl)-4-(cyclopropyl(methyl)amino)-*N*-methylbut-2-enamide (171**)**



[00622] To a solution of 2-methoxy-5-nitroaniline (5.0 g, 30 mmol) in EtOH (50 mL) was added Boc anhydride (13 g, 60 mmol). The reaction mixture was stirred at r.t. for 24 h under N₂ atmosphere. The solvents were removed in *vacuo*. The residue was washed with petroleum ether, dried under vacuum to give *tert*-butyl 2-methoxy-5-nitrophenylcarbamate (**162**) (6.0 g, 75%) as a yellow solid. LC-MS (ESI): *m/z* (M+1) 269.0.

[00623] To a suspension of NaH (60% dispersion in mineral oil, 1.3 g, 33 mmol) in dry THF (40 mL) at 0 °C was added a solution of *tert*-butyl 2-methoxy-5-nitrophenylcarbamate (**162**) (6.0 g, 22 mmol) in THF (40 mL). The mixture was stirred at 0 °C for 0.5 hour before CH₃I (2.5 mL, 37 mmol) was added dropwise. Stirring was continued at room temperature overnight, then concentrated under reduced pressure. The residue was diluted with water (200 mL), extracted with EtOAc (80 mL X 3). The combined organic layer was washed with water and brine, dried over Na₂SO₄, and concentrated *in vacuo* to afford *tert*-butyl 2-methoxy-5-nitrophenyl(methyl)carbamate (**163**) (6.3 g, quant.) as a brown solid. LC-MS (ESI): *m/z* (M+1) 283.2.

[00624] In a similar manner as described in Example 41, *tert*-butyl 5-amino-2-methoxyphenyl(methyl)carbamate (**164**) (5.6 g, 100%) was prepared as a brown solid starting

from *tert*-butyl 2-methoxy-5-nitrophenyl(methyl)carbamate (**163**) (6.3 g). LC-MS (ESI): *m/z* (M+1) 253.1.

[00625] In a similar manner as described in Example 41, *tert*-butyl 5-(6-(dibenzylamino)-5-nitropyrimidin-4-ylamino)-2-methoxyphenyl(methyl)carbamate (**165**) (8.0 g, 63%) was prepared as a brown oil starting from *tert*-butyl 5-amino-2-methoxyphenyl(methyl)carbamate (**164**) (5.6 g) and *N,N*-dibenzyl-6-chloro-5-nitropyrimidin-4-amine (**1**) (7.8 g). LC-MS (ESI): *m/z* (M+1) 571.2.

[00626] In a similar manner as described in Example 41, *tert*-butyl 5-(5-amino-6-(dibenzylamino)pyrimidin-4-ylamino)-2-methoxyphenyl(methyl)carbamate (**166**) (6.9 g, 91%) was prepared as a brown solid starting from *tert*-butyl 5-(6-(dibenzylamino)-5-nitropyrimidin-4-ylamino)-2-methoxyphenyl(methyl)carbamate (**165**) (8.0 g). LC-MS (ESI): *m/z* (M+1) 541.1.

[00627] In a similar manner as described in Example 41, *tert*-butyl 5-(6-(dibenzylamino)-8-oxo-7*H*-purin-9(8*H*)-yl)-2-methoxyphenyl(methyl) carbamate (**167**) (6.0 g, 83%) was prepared as a brown oil starting from *tert*-butyl 5-(5-amino-6-(dibenzylamino)pyrimidin-4-ylamino)-2-methoxyphenyl(methyl)carbamate (**166**) (6.9 g). LC-MS (ESI): *m/z* (M+1) 567.0.

[00628] In a similar manner as described in Example 41, *tert*-butyl 5-(6-amino-8-oxo-7*H*-purin-9(8*H*)-yl)-2-methoxyphenyl(methyl)carbamate (**168**) (0.5 g, 92%) was prepared as a brown solid starting from *tert*-butyl 5-(6-(dibenzylamino)-8-oxo-7*H*-purin-9(8*H*)-yl)-2-methoxyphenyl(methyl) carbamate (**167**) (0.8 g). LC-MS (ESI): *m/z* (M+1) 387.2.

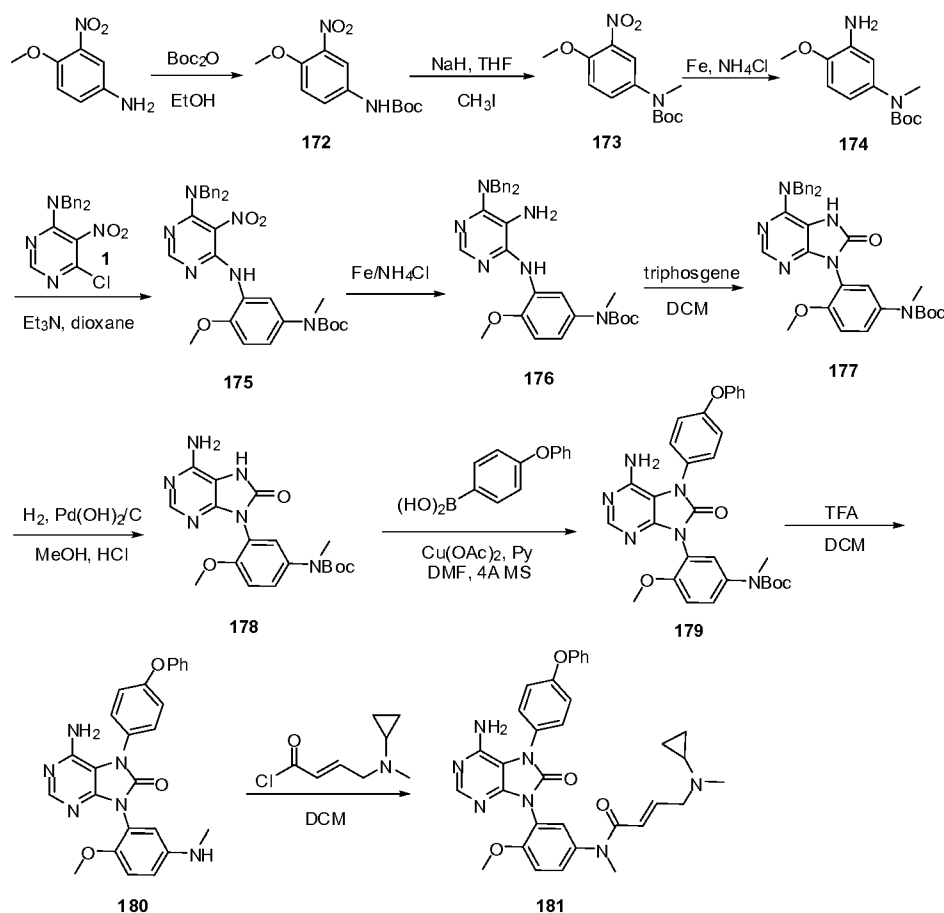
[00629] In a similar manner as described in Example 41, *tert*-butyl 5-(6-amino-8-oxo-7-(4-phenoxyphenyl)-7*H*-purin-9(8*H*)-yl)-2-methoxyphenyl(methyl)carbamate (**169**) (300 mg, 42%) was prepared as a brown oil starting from *tert*-butyl 5-(6-amino-8-oxo-7*H*-purin-9(8*H*)-yl)-2-methoxyphenyl(methyl)carbamate (**168**) (500 mg) and 4-phenoxyphenylboronic acid (832 mg). LC-MS (ESI): *m/z* (M+1) 555.1.

[00630] In a similar manner as described in Example 41, 6-amino-9-(4-methoxy-3-(methylamino)phenyl)-7-(4-phenoxyphenyl)-7*H*-purin-8(9*H*)-one (**170**) (217 mg, 100%) was prepared as a brown oil starting from *tert*-butyl 5-(6-amino-8-oxo-7-(4-phenoxyphenyl)-7*H*-purin-9(8*H*)-yl)-2-methoxyphenyl(methyl)carbamate (**169**) (265 mg). LC-MS (ESI): *m/z* (M+1) 455.1.

[00631] In a similar manner as described in Example 41, (*E*)-*N*-(5-(6-amino-8-oxo-7-(4-phenoxyphenyl)-7*H*-purin-9(8*H*)-yl)-2-methoxyphenyl)-4-(cyclopropyl(methyl)amino)-*N*-methylbut-2-enamide (**171**) (34 mg, 26%) was prepared as a white solid starting from 6-amino-9-(4-methoxy-3-(methylamino)phenyl)-7-(4-phenoxyphenyl)-7*H*-purin-8(9*H*)-one (**170**) (100 mg). LC-MS (ESI): *m/z* (M+1) 592.1. ¹H NMR (400 MHz, DMSO) δ 8.11 (s, 1H), 7.73 – 7.63 (m, 1H), 7.58 (s, 1H), 7.49 – 7.40 (m, 4H), 7.34 (d, *J* = 9.0 Hz, 1H), 7.22 – 7.11 (m, 5H), 6.71 –

6.59(m, 1H), 6.14 (d, $J = 14.9$ Hz, 1H), 5.88 (s, 2H), 3.98 – 3.88 (m, 2H), 3.86 (s, 3H), 3.16 (s, 3H), 2.78 – 2.65 (m, 4H), 0.87 – 0.67 (m, 4H).

Example 43: Synthesis of (E)-N-(3-(6-amino-8-oxo-7-(4-phenoxyphenyl)-7H-purin-9(8H)-yl)-4-methoxyphenyl)-4-(cyclopropyl(methyl)amino)-N-methylbut-2-enamide (181)



[00632] In a similar manner as described in Example 42, *tert*-butyl 4-methoxy-3-nitrophenylcarbamate (**172**) (3.2 g, 100%) was prepared as a yellow solid starting from 4-methoxy-3-nitroaniline (2.0 g). LC-MS (ESI): m/z (M+1) 269.1.

[00633] In a similar manner as described in Example 42, *tert*-butyl 4-methoxy-3-nitrophenyl(methyl)carbamate (**173**) (3.4 g, 100%) was prepared as a brown solid starting from *tert*-butyl 4-methoxy-3-nitrophenylcarbamate (**172**) (3.2 g). LC-MS (ESI): m/z (M+1) 283.2.

[00634] In a similar manner as described in Example 41, *tert*-butyl 3-amino-4-methoxyphenyl(methyl)carbamate (**174**) (3.0 g, 100%) was prepared as a brown solid starting from *tert*-butyl 4-methoxy-3-nitrophenyl(methyl)carbamate (**173**) (3.4 g). LC-MS (ESI): m/z (M+1) 253.0.

[00635] In a similar manner as described in Example 41, *tert*-butyl 3-(6-(dibenzylamino)-5-nitropyrimidin-4-ylamino)-4-methoxyphenyl(methyl)carbamate (**175**) (6.8 g, 98%) was prepared as a brown oil starting from *tert*-butyl 3-amino-4-methoxyphenyl(methyl)carbamate (**174**) (3.0 g) and *N,N*-dibenzyl-6-chloro-5-nitropyrimidin-4-amine (**1**) (4.25 g). LC-MS (ESI): m/z (M+1)

571.0.

[00636] In a similar manner as described in Example 41, *tert*-butyl 3-(5-amino-6-(dibenzylamino)pyrimidin-4-ylamino)-4-methoxyphenyl(methyl)carbamate (**176**) (6.1 g, 94%) was prepared as a brown solid starting from *tert*-butyl 3-(6-(dibenzylamino)-5-nitropyrimidin-4-ylamino)-4-methoxyphenyl(methyl)carbamate (**175**) (6.8 g). LC-MS (ESI): *m/z* (M+1) 541.1.

[00637] In a similar manner as described in Example 41, *tert*-butyl 3-(6-(dibenzylamino)-8-oxo-7*H*-purin-9(8*H*)-yl)-4-methoxyphenyl(methyl) carbamate (**177**) (5.4 g, 85%) was prepared as a brown oil starting from *tert*-butyl 3-(5-amino-6-(dibenzylamino)pyrimidin-4-ylamino)-4-methoxyphenyl(methyl)carbamate (**176**) (6.1 g). LC-MS (ESI): *m/z* (M+1) 567.1.

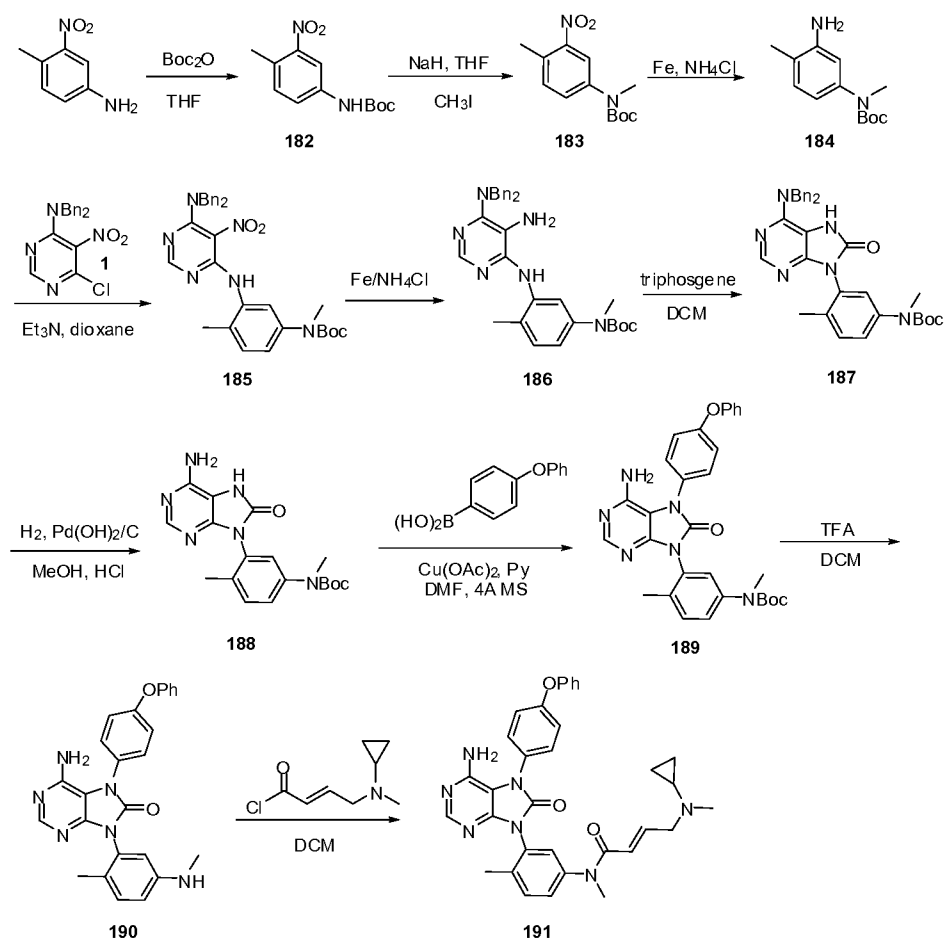
[00638] In a similar manner as described in Example 41, *tert*-butyl 3-(6-amino-8-oxo-7*H*-purin-9(8*H*)-yl)-4-methoxyphenyl(methyl)carbamate (**178**) (0.9 g, 100%) was prepared as a yellow solid starting from *tert*-butyl 3-(6-(dibenzylamino)-8-oxo-7*H*-purin-9(8*H*)-yl)-4-methoxyphenyl(methyl) carbamate (**177**) (1.3 g). LC-MS (ESI): *m/z* (M+1) 387.2.

[00639] In a similar manner as described in Example 41, *tert*-butyl 3-(6-amino-8-oxo-7-(4-phenoxyphenyl)-7*H*-purin-9(8*H*)-yl)-4-methoxyphenyl(methyl)carbamate (**179**) (440 mg, 34%) was prepared as a brown oil starting from *tert*-butyl 3-(6-amino-8-oxo-7*H*-purin-9(8*H*)-yl)-4-methoxyphenyl(methyl)carbamate (**178**) (902 mg) and 4-phenoxyphenylboronic acid (1.5 g). LC-MS (ESI): *m/z* (M+1) 555.1.

[00640] In a similar manner as described in Example 41, 6-amino-9-(2-methoxy-5-(methylamino)phenyl)-7-(4-phenoxyphenyl)-7*H*-purin-8(9*H*)-one (**180**) (360 mg, 100%) was prepared as a brown oil starting from *tert*-butyl 3-(6-amino-8-oxo-7-(4-phenoxyphenyl)-7*H*-purin-9(8*H*)-yl)-4-methoxyphenyl(methyl)carbamate (**179**) (440 mg). LC-MS (ESI): *m/z* (M+1) 455.1.

[00641] In a similar manner as described in Example 41, (*E*)-*N*-(3-(6-amino-8-oxo-7-(4-phenoxyphenyl)-7*H*-purin-9(8*H*)-yl)-4-methoxyphenyl)-4-(cyclopropyl(methyl)amino)-*N*-methylbut-2-enamide (**181**) (35 mg, 12%) was prepared as a white solid starting from 6-amino-9-(2-methoxy-5-(methylamino)phenyl)-7-(4-phenoxyphenyl)-7*H*-purin-8(9*H*)-one (**180**) (230 mg). LC-MS (ESI): *m/z* (M+1) 592.1. ¹H NMR (400 MHz, DMSO) δ 8.32 (HCOOH), 8.03 (s, 1H), 7.52 – 7.24 (m, 6H), 7.22 – 7.09 (m, 6H), 6.72 – 6.58 (m, 1H), 6.02 – 5.88 (m, 1H), 5.86 (s, 2H), 3.78 (s, 3H), 3.22 (s, 3H), 3.10 (d, *J* = 6.0 Hz, 2H), 2.12 (s, 3H), 1.67 – 1.54 (m, 1H), 0.37 – 0.30 (m, 2H), 0.26 – 0.17 (m, 2H).

Example 44: Synthesis of (E)-N-(3-(6-amino-8-oxo-7-(4-phenoxyphenyl)-7H-purin-9(8H)-yl)-4-methylphenyl)-4-(cyclopropyl(methyl)amino)-N-methylbut-2-enamide (191)



[00642] To a solution of 4-methyl-3-nitroaniline (5.0 g, 33 mmol) in THF (50 mL) was added Boc anhydride (12 g, 55 mmol). The reaction mixture was refluxed overnight under N_2 atmosphere. The solvents were removed *in vacuo*. The residue was partitioned between with water (100 mL) and DCM (150 mL). The layers were separated. The organic layer was washed with 10% citric acid solution and brine, dried over Na_2SO_4 , and concentrated *in vacuo* to afford *tert*-butyl 4-methyl-3-nitrophenylcarbamate (**182**) (8.3 g, quant.) as a brown solid. LC-MS (ESI): m/z (M+1) 253.2.

[00643] To a suspension of NaH (60% dispersion in mineral oil, 1.98 g, 49.5 mmol) in dry THF (40 mL) at 0 °C was added a solution of *tert*-butyl 4-methyl-3-nitrophenylcarbamate (**182**) (8.3 g, 33 mmol) in THF (40 mL). The resulting mixture was stirred at 0 °C for 0.5 hour before CH_3I (3.0 mL, 50 mmol) was introduced dropwise. Stirring was continued at room temperature overnight before the reaction was quenched with water (10 mL). The mixture was concentrated under reduced pressure. The residue was treated with water (200 mL), and the crude product was extracted with EtOAc (80 mL X 3). The combined organic layer was washed with water and brine, dried over Na_2SO_4 , and concentrated *in vacuo*. The residue was purified by column

chromatography (silica gel, 0 to 30% ethyl acetate in petroleum ether) to give *tert*-butyl methyl(4-methyl-3-nitrophenyl)carbamate (**183**) (6.7 g, 77%) as a brown solid. LC-MS (ESI): m/z (M+1) 267.2.

[00644] To a solution of *tert*-butyl methyl(4-methyl-3-nitrophenyl)carbamate (**183**) (3.0 g, 11.3 mmol) in THF/MeOH/H₂O (24 mL/12 mL/6 mL) was added iron powder (6.3 g, 113 mmol) and NH₄Cl (12.2 g, 226 mmol). The resulting mixture was heated at 50 °C for 5 hrs under N₂. After cooled down to r.t., the reaction mixture was filtered through a pad of Celite. The filtrate was extracted with EtOAc (60 mL X 3), and the combined organic extract was washed with water and brine, dried over Na₂SO₄, and concentrated *in vacuo* to give *tert*-butyl 3-amino-4-methylphenyl(methyl)carbamate (**184**) (2.0 g, 75%) as a brown solid. LC-MS (ESI): m/z (M+1) 237.1.

[00645] To a solution of *tert*-butyl 3-amino-4-methylphenyl(methyl)carbamate (**184**) (2.0 g, 8.5 mmol) and TEA (2.3 mL, 17 mmol) in dioxane (40 mL) was added *N,N*-dibenzyl-6-chloro-5-nitropyrimidin-4-amine (**1**) (3.0 g, 8.5 mmol). The resulting mixture was heated at 70 °C overnight under N₂. Water (100 mL) was introduced to quench the reaction. The reaction mixture was extracted with EtOAc (50 mL x 3), and the combined organic layer was washed with brine, dried over Na₂SO₄, and concentrated *in vacuo*. The crude product was purified by column chromatography (silica gel, 0 to 20% ethyl acetate in petroleum ether) to give *tert*-butyl 3-(6-(dibenzylamino)-5-nitropyrimidin-4-ylamino)-4-methylphenyl(methyl)carbamate (**185**) (2.6 g, 55 %) as a brown oil. LC-MS (ESI): m/z (M+1) 555.1.

[00646] To a solution of *tert*-butyl 3-(6-(dibenzylamino)-5-nitropyrimidin-4-ylamino)-4-methylphenyl(methyl)carbamate (**185**) (2.6 g, 4.7 mmol) in THF/MeOH/H₂O (24 mL/12 mL/6 mL) was added iron powder (2.6 g, 47 mmol) and NH₄Cl (5.0 g, 94 mmol). The resulting suspension was heated at 50 °C for 5 hrs under N₂. After cooled to rt, the reaction mixture was filtered through a pad of Celite. The filtrate was extracted with EtOAc (50 mL X 3), and the combined organic layer was washed with water and brine, dried over Na₂SO₄, and concentrated *in vacuo*. *tert*-butyl 3-(5-amino-6-(dibenzylamino)pyrimidin-4-ylamino)-4-methylphenyl(methyl)carbamate (**186**) (2.0 g, 81%) was afforded as a brown oil. LC-MS (ESI): m/z (M-1) 523.0.

[00647] To a stirred solution of *tert*-butyl 3-(5-amino-6-(dibenzylamino)pyrimidin-4-ylamino)-4-methylphenyl(methyl)carbamate (**186**) (2.0 g, 3.8 mmol) and TEA (1.1 mL, 7.6 mmol) in anhydrous DCM (50 mL) at 0 °C and under N₂ atmosphere was added a solution of triphosgen (564 mg, 1.9 mmol) in anhydrous DCM (10 mL) dropwise over 1 hr. After the stirring was continued for 1 hr, the reaction was quenched with water (100 mL). The layers were separated. The organic layer was washed with water and brine, dried over Na₂SO₄, and concentrated in

vacuo. The crude product was purified by column chromatography (silica gel, 0 to 30% ethyl acetate in petroleum ether) to give *tert*-butyl 3-(6-(dibenzylamino)-8-oxo-7*H*-purin-9(8*H*)-yl)-4-methylphenyl(methyl)carbamate (**187**) (2.1 g, 100 %) as a brown solid. LC-MS (ESI): *m/z* (M+1) 551.1.

[00648] To a mixture of *tert*-butyl 3-(6-(dibenzylamino)-8-oxo-7*H*-purin-9(8*H*)-yl)-4-methylphenyl(methyl)carbamate (**187**) (0.8 g, 1.45 mmol) in MeOH (30 mL) was added Pd(OH)₂/C (800 mg, 20 wt%) and 3 drops of con. HCl. The resulting mixture was purged with H₂ (2 X) before heated to 60 °C overnight under H₂ atmosphere. The mixture was cooled down to r.t., and filtered through a Celite pad. The filtrate was concentrated *in vacuo* to give *tert*-butyl 3-(6-amino-8-oxo-7*H*-purin-9(8*H*)-yl)-4-methylphenyl(methyl)carbamate (**188**) (538 mg, 100%) as a yellow solid. LC-MS (ESI): *m/z* (M+1) 371.0.

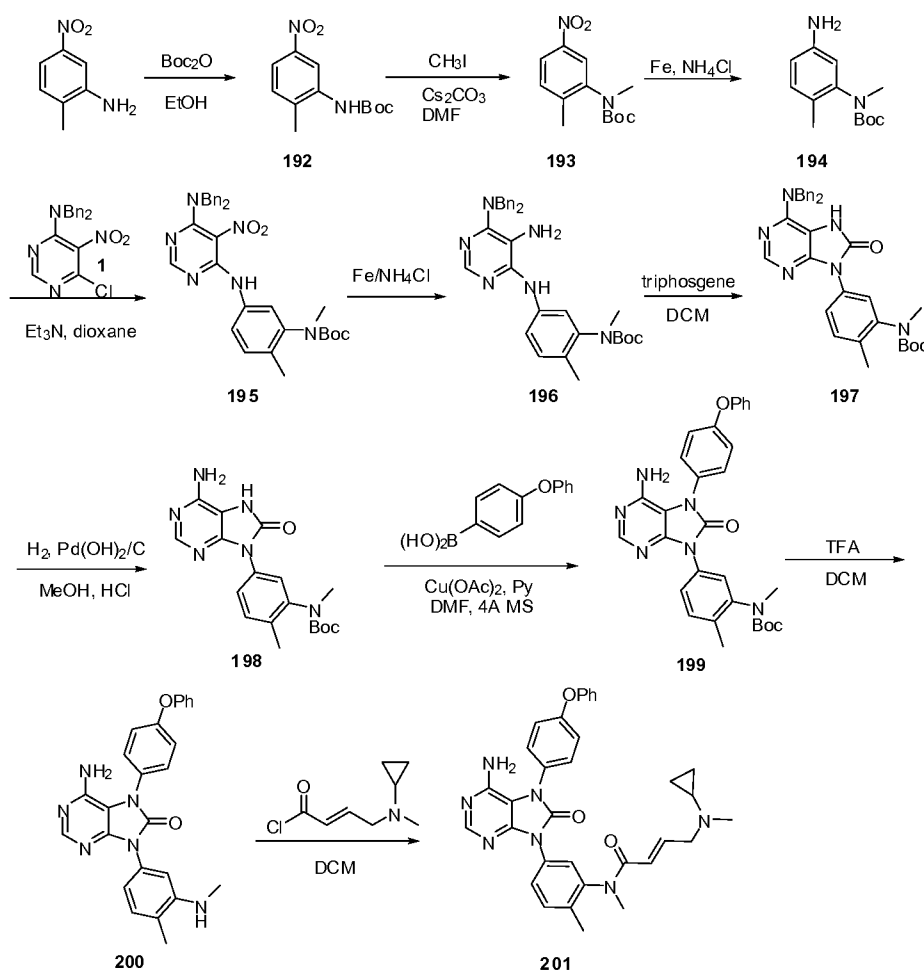
[00649] To a mixture of *tert*-butyl 3-(6-amino-8-oxo-7*H*-purin-9(8*H*)-yl)-4-methylphenyl(methyl) carbamate (**188**) (538 mg, 1.45 mmol) and 4A MS (300 mg) in anhydrous DMF (20 mL) were added 4-phenoxyphenylboronic acid (934 mg, 4.4 mmol), Cu(OAc)₂ (265 mg, 1.4 mmol) and pyridine (0.7 mL, 8.7 mmol). The resulting mixture was heated at 37 °C overnight under O₂ atmosphere. After the mixture was filtered through a Celite pad, the filtrate was further diluted with water (80 mL), extracted with EtOAc (30 mL X 3). The combined organic layer was washed with water and brine, dried over Na₂SO₄, and concentrated. The residue was purified by column chromatography (silica gel, 0 to 5% methanol in methylene chloride) to give *tert*-butyl 3-(6-amino-8-oxo-7-(4-phenoxyphenyl)-7*H*- purin-9(8*H*)-yl)-4-methylphenyl(methyl)carbamate (**189**) (300 mg, 38%) as a brown oil. LC-MS (ESI): *m/z* (M+1) 539.1.

[00650] To a solution of *tert*-butyl 3-(6-amino-8-oxo-7-(4-phenoxyphenyl)-7*H*-purin-9(8*H*)- yl)-4-methylphenyl(methyl)carbamate (**189**) (300 mg, 0.56 mmol) in DCM (4 mL) was added TFA (1 mL) dropwise. The reaction mixture was stirred at r.t. for 1 hr before concentrated. The residue was purified by column chromatography (silica gel, 0 to 5 % methanol in methylene chloride (0.3% Et₃N)) to give 6-amino-9-(2-methyl-5-(methylamino)phenyl)-7-(4-phenoxyphenyl)-7*H*-purin-8(9*H*)-one (**190**) (244 mg, 100%) as a brown oil. LC-MS (ESI): *m/z* (M+1) 439.1.

[00651] To a suspension of (*E*)-4-(cyclopropyl(methyl)amino)but-2-enoic acid hydrochloride salt (230 mg, 0.92 mmol) in anhydrous acetonitrile (5 mL) was added 1 drop of DMF followed by (COCl)₂ (1.0 mL, 10.6 mmol). The resulting mixture was stirred at room temperature for 1 hr. The solvent was evaporated. The freshly generated acid chloride was dissolved in dry DCM (2 mL) and then introduced to a solution of 6-amino-9-(2-methyl-5-(methylamino)phenyl)-7-(4-phenoxyphenyl)-7*H*-purin-8(9*H*)-one (**190**) (200 mg, 0.46 mmol) in DCM (5 mL). Stirring was

continued at room temperature for 1 hr before the reaction was quenched with MeOH (2 mL). The solvent was removed and the residue was pre-purified by column chromatography (silica gel, 0 to 10% methanol in methylene chloride (0.3% Et₃N)) followed by preparative HPLC (RP, C18, 10 to 95% acetonitrile in water (0.2% NH₃·H₂O)) to give (*E*)-*N*-(3-(6-amino-8-oxo-7-(4-phenoxyphenyl)-7*H*-purin-9(8*H*)-yl)-4-methylphenyl)-4-(cyclopropyl(methyl)amino)-*N*-methylbut-2-enamide (**191**) (14 mg, 5%) as a white solid. LC-MS (ESI): *m/z* (M+1) 576.1. ¹H NMR (400 MHz, DMSO) δ 8.05 (s, 1H), 7.54 – 7.39 (m, 5H), 7.37 – 7.30 (m, 2H), 7.23 – 7.10 (m, 5H), 6.72 – 6.60 (m, 1H), 6.06 – 5.93 (m, 1H), 5.87 (s, 2H), 3.24 (s, 3H), 3.11 (d, *J* = 6.2 Hz, 2H), 2.17 (s, 3H), 2.12 (s, 3H), 1.63 – 1.55 (m, 1H), 0.36 – 0.29 (m, 2H), 0.25 – 0.19 (m, 2H).

Example 45: Synthesis of (*E*)-*N*-(5-(6-amino-8-oxo-7-(4-phenoxyphenyl)-7*H*-purin-9(8*H*)-yl)-2-methylphenyl)-4-(cyclopropyl(methyl)amino)-*N*-methylbut-2-enamide (201**)**



[00652] To a solution of 2-methyl-5-nitroaniline (5 g, 32.86 mmol) in EtOH (60 mL) was added (Boc)₂O (9.32 g, 42.72 mmol). The mixture was stirred at r.t. for 24 hrs. A yellow precipitate was collected by filtration, and was further washed with petroleum ether to give *tert*-butyl 2-methyl-5-nitrophenylcarbamate (**192**) (6.3 g, 76%) as yellow solid. LC-MS (ESI): *m/z* (M+1) 253.1.

[00653] To a stirred suspension of *tert*-butyl 2-methyl-5-nitrophenylcarbamate (**192**) (5 g, 19.8

mmol) and Cs_2CO_3 (12.9 g, 39.6 mmol) in DMF (80 mL) was added MeI (4.22 g, 29.7 mmol). The mixture was stirred at r.t. for 5 hrs under N_2 atmosphere. The reaction was quenched with water (100 mL) and the resulting mixture was extracted with EA (50 mL X3). The combined organic layer was washed with brine, dried over Na_2SO_4 and concentrated *in vacuo* to give *tert*-butyl methyl(2-methyl-5-nitrophenyl)carbamate (**193**) (5.1 g, 97%) as yellow solid. LC-MS (ESI): m/z (M+1) 267.2.

[00654] In a similar manner as described in Example 44, *tert*-butyl 5-amino-2-methylphenyl(methyl)carbamate (**194**) (2.66 g, 100%) was prepared as a light yellow solid starting from *tert*-butyl methyl(2-methyl-5-nitrophenyl)carbamate (**193**) (3.0 g). LC-MS (ESI): m/z (M+1) 237.2.

[00655] In a similar manner as described in Example 44, *tert*-butyl 5-(6-(dibenzylamino)-5-nitropyrimidin-4-ylamino)-2-methylphenyl(methyl)carbamate (**195**) (5.32 g, 85%) was prepared as a yellow solid starting from *tert*-butyl 5-amino-2-methylphenyl(methyl)carbamate (**194**) (2.66 g) and *N,N*-dibenzyl-6-chloro-5-nitropyrimidin-4-amine (**1**). LC-MS (ESI): m/z (M+1) 555.6.

[00656] In a similar manner as described in Example 44, *tert*-butyl 5-(5-amino-6-(dibenzylamino)pyrimidin-4-ylamino)-2-methylphenyl(methyl)carbamate (**196**) (2.4 g, 85%) was prepared as a yellow solid starting from *tert*-butyl 5-(6-(dibenzylamino)-5-nitropyrimidin-4-ylamino)-2-methylphenyl(methyl)carbamate (**195**) (3 g). LC-MS (ESI): m/z (M+1) 525.1.

[00657] In a similar manner as described in Example 44, *tert*-butyl 5-(6-(dibenzylamino)-8-oxo-7*H*-purin-9(8*H*)-yl)-2-methylphenyl(methyl)carbamate (**197**) (2.3 g, 100%) was prepared as a yellow solid starting from *tert*-butyl 5-(5-amino-6-(dibenzylamino)pyrimidin-4-ylamino)-2-methylphenyl(methyl)carbamate (**196**) (2.2 g). LC-MS (ESI): m/z (M+1) 551.2.

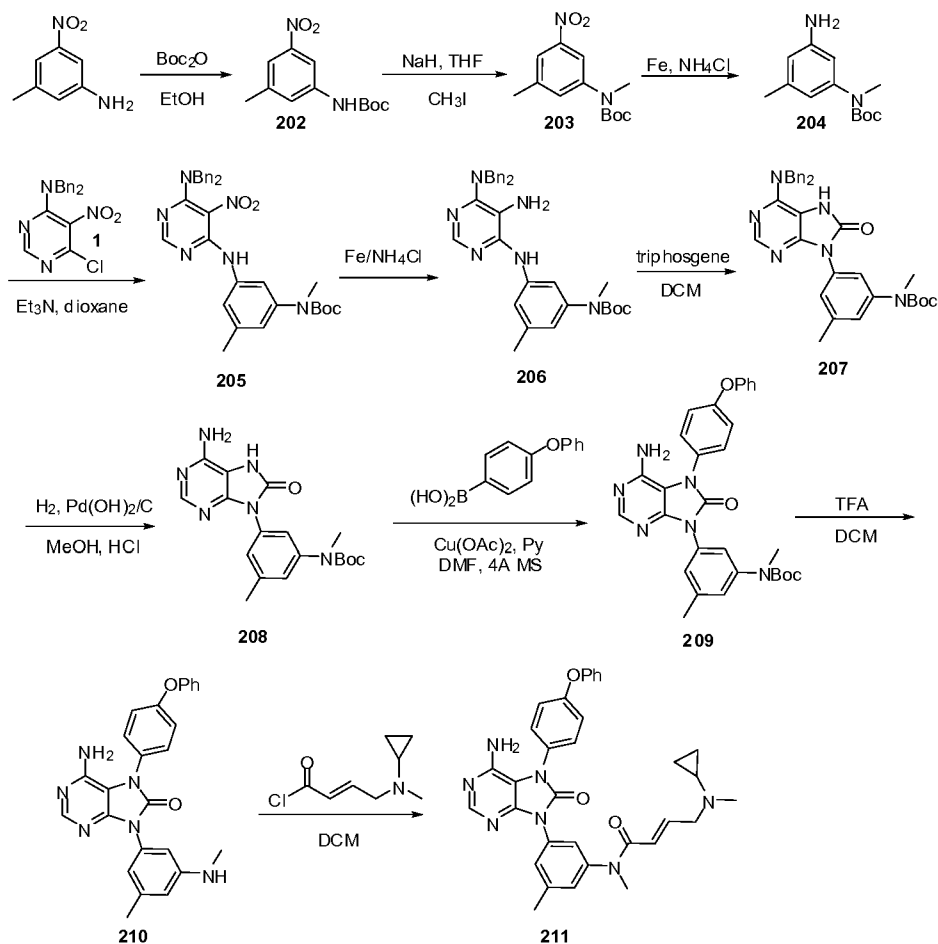
[00658] In a similar manner as described in Example 44, *tert*-butyl 5-(6-amino-8-oxo-7*H*-purin-9(8*H*)-yl)-2-methylphenyl(methyl)carbamate (**198**) (1.33 g, 100%) was prepared as a light yellow solid starting from *tert*-butyl 5-(6-(dibenzylamino)-8-oxo-7*H*-purin-9(8*H*)-yl)-2-methylphenyl(methyl)carbamate (**197**) (2.0 g). LC-MS (ESI): m/z (M+1) 371.2.

[00659] In a similar manner as described in Example 44, *tert*-butyl 5-(6-amino-8-oxo-7-(4-phenoxyphenyl)-7*H*-purin-9(8*H*)-yl)-2-methylphenyl(methyl)carbamate (**199**) (1.4 g, 70%) was prepared as a light yellow solid starting from *tert*-butyl 5-(6-amino-8-oxo-7*H*-purin-9(8*H*)-yl)-2-methylphenyl(methyl)carbamate (**198**) (1.3 g) and 4-phenoxyphenylboronic acid. LC-MS (ESI): m/z (M+1) 539.1.

[00660] In a similar manner as described in Example 44, 6-amino-9-(4-methyl-3-(methylamino)phenyl)-7-(4-phenoxyphenyl)-7*H*-purin-8(9*H*)-one (**200**) (quant.) was prepared as a yellow solid starting from *tert*-butyl 5-(6-amino-8-oxo-7-(4-phenoxyphenyl)-7*H*-purin-9(8*H*)-yl)-2-methylphenyl(methyl)carbamate (**199**) (1.4 g). LC-MS (ESI): m/z (M+1) 439.1.

[00661] In a similar manner as described in Example 44, (*E*)-*N*-(5-(6-amino-8-oxo-7-(4-phenoxyphenyl)-7*H*-purin-9(8*H*)-yl)-2-methylphenyl)-4-(cyclopropyl(methyl)amino)-*N*-methylbut-2-enamide (**201**) (24 mg, 18%) was prepared as a white solid starting from 6-amino-9-(4-methyl-3-(methylamino)phenyl)-7-(4-phenoxyphenyl)-7*H*-purin-8(9*H*)-one (**200**) (100 mg). LC-MS (ESI): m/z (M+1) 576.1. ^1H NMR (400 MHz, DMSO) δ 8.11 (s, 1H), 7.71 – 7.33 (m, 8H), 7.21 – 7.12 (m, 5H), 6.77 – 6.68 (m, 1H), 5.87 (s, 3H), 3.17 (s, 3H), 2.26 – 2.09 (m, 4H), 1.01 – 0.05 (m, 4H).

Example 46: Synthesis of (*E*)-*N*-(3-(6-amino-8-oxo-7-(4-phenoxyphenyl)-7*H*-purin-9(8*H*)-yl)-5-methylphenyl)-4-(cyclopropyl(methyl)amino)-*N*-methylbut-2-enamide (211**)**



[00662] To a solution of 2-methoxy-5-nitroaniline (2.0 g, 13 mmol) in EtOH (30 mL) was added Boc anhydride (8.6 g, 39 mmol). The resulting mixture was stirred at rt for 24 hrs under N_2 atmosphere. The solvents were removed *in vacuo*. The residue was washed with petroleum ether, dried under vacuum to give *tert*-butyl 3-methyl-5-nitrophenylcarbamate (**202**) (3.3 g, quant.) as a yellow solid. LC-MS (ESI): m/z (M+1) 253.0.

[00663] In a similar manner as described in Example 44, *tert*-butyl methyl(3-methyl-5-nitrophenyl)carbamate (**203**) (3.5 g, 100%) was prepared as a brown solid starting from *tert*-butyl 3-methyl-5-nitrophenylcarbamate (**202**) (3.3 g). LC-MS (ESI): m/z (M+1) 267.2.

[00664] In a similar manner as described in Example 44, *tert*-butyl 3-amino-5-methylphenyl(methyl)carbamate (**204**) (3.1 g, 99%) was prepared as a brown solid starting from *tert*-butyl methyl(3-methyl-5-nitrophenyl)carbamate (**203**) (3.5 g). LC-MS (ESI): *m/z* (M+1) 237.2.

[00665] In a similar manner as described in Example 44, *tert*-butyl 3-(6-(dibenzylamino)-5-nitropyrimidin-4-ylamino)-5-methylphenyl(methyl)carbamate (**205**) (6.9 g, 94%) was prepared as a brown oil starting from *tert*-butyl 3-amino-5-methylphenyl(methyl)carbamate (**204**) (3.1 g) and *N,N*-dibenzyl-6-chloro-5-nitropyrimidin-4-amine (**1**). LC-MS (ESI): *m/z* (M+1) 555.1.

[00666] In a similar manner as described in Example 44, *tert*-butyl 3-(5-amino-6-(dibenzylamino)pyrimidin-4-ylamino)-5-methylphenyl(methyl)carbamate (**206**) (6.0 g, 92%) was prepared as a brown solid starting from *tert*-butyl 3-(6-(dibenzylamino)-5-nitropyrimidin-4-ylamino)-5-methylphenyl(methyl)carbamate (**205**) (6.9 g). LC-MS (ESI): *m/z* (M+1) 525.1.

[00667] In a similar manner as described in Example 44, *tert*-butyl 3-(6-(dibenzylamino)-8-oxo-7*H*-purin-9(8*H*)-yl)-5-methylphenyl(methyl)carbamate (**207**) (5.1 g, 81%) was prepared as a brown oil starting from *tert*-butyl 3-(5-amino-6-(dibenzylamino)pyrimidin-4-ylamino)-5-methylphenyl(methyl)carbamate (**206**) (6.0 g). LC-MS (ESI): *m/z* (M+1) 551.1.

[00668] In a similar manner as described in Example 44, *tert*-butyl 3-(6-amino-8-oxo-7*H*-purin-9(8*H*)-yl)-5-methylphenyl(methyl)carbamate (**208**) (807 mg, 100%) was prepared as a yellow solid starting from *tert*-butyl 3-(6-(dibenzylamino)-8-oxo-7*H*-purin-9(8*H*)-yl)-5-methylphenyl(methyl)carbamate (**207**) (1.2 g). LC-MS (ESI): *m/z* (M+1) 371.2.

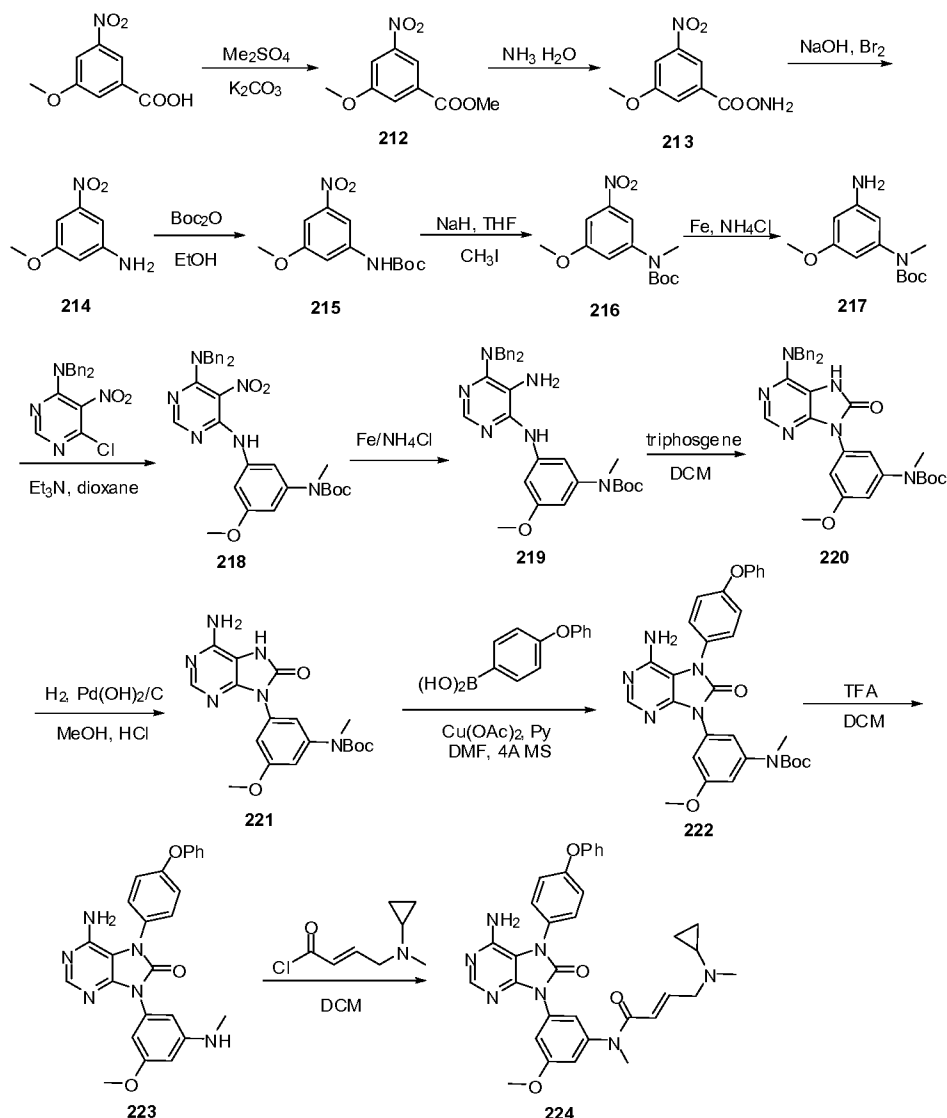
[00669] In a similar manner as described in Example 44, *tert*-butyl 3-(6-amino-8-oxo-7-(4-phenoxyphenyl)-7*H*-purin-9(8*H*)-yl)-5-methylphenyl(methyl)carbamate (**209**) (420 mg, 36%) was prepared as a brown oil starting from *tert*-butyl 3-(6-amino-8-oxo-7*H*-purin-9(8*H*)-yl)-5-methylphenyl(methyl)carbamate (**208**) (807 mg) and 4-phenoxyphenylboronic acid (1.58 g). LC-MS (ESI): *m/z* (M+1) 539.1.

[00670] In a similar manner as described in Example 44, 6-amino-9-(3-methyl-5-(methylamino)phenyl)-7-(4-phenoxyphenyl)-7*H*-purin-8(9*H*)-one (**210**) (293 mg, 86%) was prepared as a brown oil starting from *tert*-butyl 3-(6-amino-8-oxo-7-(4-phenoxyphenyl)-7*H*-purin-9(8*H*)-yl)-5-methylphenyl(methyl)carbamate (**209**) (420 mg). LC-MS (ESI): *m/z* (M+1) 439.1.

[00671] In a similar manner as described in Example 44, (*E*)-*N*-(3-(6-amino-8-oxo-7-(4-phenoxyphenyl)-7*H*-purin-9(8*H*)-yl)-5-methylphenyl)-4-(cyclopropyl(methyl)amino)-*N*-methylbut-2-enamide (**211**) (44 mg, 12%) was prepared as a white solid starting from 6-amino-9-(3-methyl-5-(methylamino)phenyl)-7-(4-phenoxyphenyl)-7*H*-purin-8(9*H*)-one (**210**) (293 mg). LC-MS (ESI): *m/z* (M+1) 576.1. ¹H NMR (400 MHz, DMSO) δ 8.26 (HCOOH), 8.11 (s,

1H), 7.53 – 7.32 (m, 6H), 7.23 – 7.09 (m, 6H), 6.73 – 6.60 (m, 1H), 6.01 (d, $J = 15.4$ Hz, 1H), 5.86 (s, 2H), 3.25 (s, 3H), 3.12 (d, $J = 6.4$ Hz, 2H), 2.38 (s, 3H), 2.12 (s, 3H), 1.65 – 1.55 (m, 1H), 0.37 – 0.28 (m, 2H), 0.24 – 0.16 (m, 2H).

Example 47: Synthesis of (E)-N-(3-(6-amino-8-oxo-7-(4-phenoxyphenyl)-7H-purin-9(8H)-yl)-5-methoxyphenyl)-4-(cyclopropyl(methyl)amino)-N-methylbut-2-enamide (224)



[00672] To a refluxing solution of 3-methoxy-5-nitrobenzoic acid (2.12 g, 10.7 mmol) and K_2CO_3 (1.68 g, 12.2 mmol) in anhydrous acetone (20 mL) was added dimethyl sulfate (2 mL) dropwise over a period of 30 min. The reaction mixture was refluxed overnight and cooled down to room temperature. The solvent was removed *in vacuo*. The resulting solid was washed with water, dried *in vacuo* to give methyl 3-methoxy-5-nitrobenzoate (**212**) (2.3 g, quant.) as a yellow solid. LC-MS (ESI): m/z (M + 1) 212.1.

[00673] To a solution of methyl 3-methoxy-5-nitrobenzoate (**212**) (2.3 g, 11 mmol) in methanol (20 mL) was added aqueous ammonium hydroxide (25 mL). The mixture was stirred in a sealed tube at rt for 3 days, then concentrated *in vacuo*. The resulting solid was filtered, washed with

water, dried *in vacuo* to give 3-methoxy-5-nitrobenzamide (**213**) (2.1 g, quant.) as a brown solid. LC-MS (ESI): m/z (M +1) 197.1.

[00674] To a solution of NaOH (6 g, 150 mmol) in water (50 mL) at 0 °C was added neat bromine (4.8 g, 30 mmol) dropwise. A portion of this prepared aqueous NaOBr (21 mL) was slowly transferred to a solution of 3-methoxy-5-nitrobenzamide (**213**) (2.0 g, 10 mmol) in methanol (60 mL). The stirring was continued for 1.5 hrs at room temperature. The solvent was removed under reduced pressure. The solid residue was redissolved in a solution of NaHCO₃ (1.2 g) in water (60 mL), heated to 80 °C, and stirred for 2 hrs. The orange precipitate was collected by filtration to yield 3-methoxy-5-nitroaniline (**214**) (1.0 g, 59 %). LC-MS (ESI): m/z (M +1) 169.0.

[00675] In a similar manner as described in Example 46, *tert*-butyl 3-methoxy-5-nitrophenylcarbamate (**215**) (710 mg, 44%) was prepared as a brown solid starting from 3-methoxy-5-nitroaniline (**214**) (1.0 g). LC-MS (ESI): m/z (M+1) 269.1.

[00676] In a similar manner as described in Example 44, *tert*-butyl 3-methoxy-5-nitrophenyl(methyl)carbamate (**216**) (733 mg, 100%) was prepared as a brown solid starting from *tert*-butyl 3-methoxy-5-nitrophenylcarbamate (**215**) (700 mg). LC-MS (ESI): m/z (M+1) 283.2.

[00677] In a similar manner as described in Example 44, *tert*-butyl 3-amino-5-methoxyphenyl(methyl)carbamate (**217**) (655 mg, 100%) was prepared as a brown solid starting from *tert*-butyl 3-methoxy-5-nitrophenyl(methyl)carbamate (**216**) (733 mg). LC-MS (ESI): m/z (M+1) 253.1.

[00678] In a similar manner as described in Example 44, *tert*-butyl 3-(6-(dibenzylamino)-5-nitropyrimidin-4-ylamino)-5-methoxyphenyl(methyl)carbamate (**218**) (800 mg, 54%) was prepared as a brown oil starting from *tert*-butyl 3-amino-5-methoxyphenyl(methyl)carbamate (**217**) (655 mg) and *N,N*-dibenzyl-6-chloro-5-nitropyrimidin-4-amine (**1**) (922 mg). LC-MS (ESI): m/z (M+1) 571.1.

[00679] In a similar manner as described in Example 44, *tert*-butyl 3-(5-amino-6-(dibenzylamino)pyrimidin-4-ylamino)-5-methoxyphenyl(methyl)carbamate (**219**) (750 mg, 100%) was prepared as a brown solid starting from *tert*-butyl 3-(6-(dibenzylamino)-5-nitropyrimidin-4-ylamino)-5-methoxyphenyl(methyl)carbamate (**218**) (800 mg). LC-MS (ESI): m/z (M+1) 541.1.

[00680] In a similar manner as described in Example 44, *tert*-butyl 3-(6-(dibenzylamino)-8-oxo-7*H*-purin-9(8*H*)-yl)-5-methoxyphenyl(methyl)carbamate (**220**) (540 mg, 68%) was prepared as a brown oil starting from *tert*-butyl 3-(5-amino-6-(dibenzylamino)pyrimidin-4-ylamino)-5-methoxyphenyl(methyl)carbamate (**219**) (750 mg). LC-MS (ESI): m/z (M+1) 567.1.

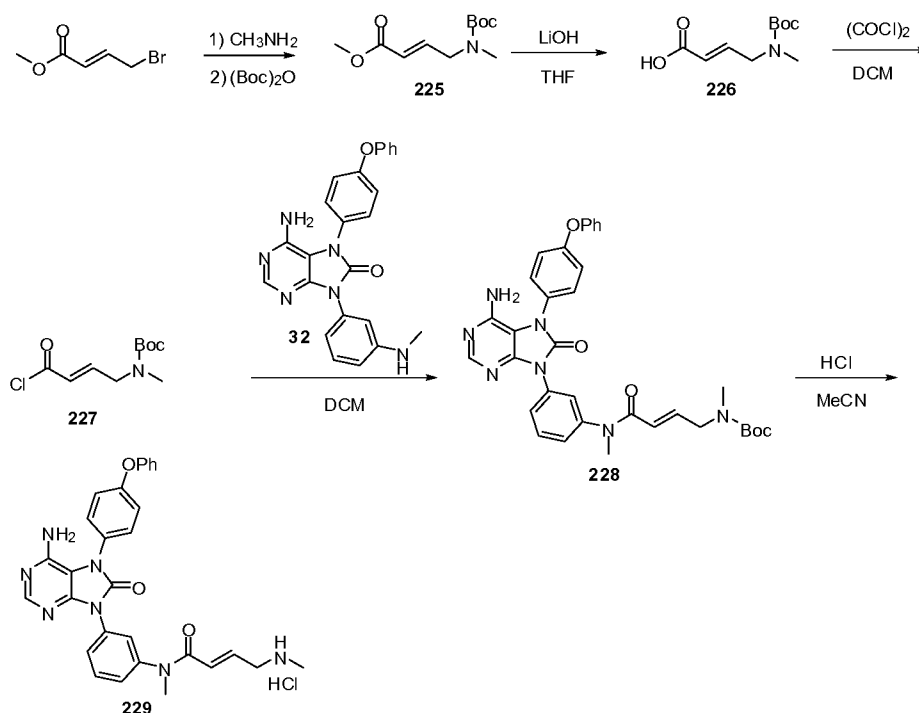
[00681] In a similar manner as described in Example 44, *tert*-butyl 3-(6-amino-8-oxo-7H-purin-9(8H)-yl)-5-methoxyphenyl(methyl)carbamate (**221**) (300 mg, 82%) was prepared as a yellow solid starting from *tert*-butyl 3-(6-(dibenzylamino)-8-oxo-7H-purin-9(8H)-yl)-5-methoxyphenyl(methyl)carbamate (**220**) (540 mg). LC-MS (ESI): m/z (M+1) 387.2.

[00682] In a similar manner as described in Example 44, *tert*-butyl 3-(6-amino-8-oxo-7-(4-phenoxyphenyl)-7H-purin-9(8H)-yl)-5-methoxyphenyl(methyl)carbamate (**222**) (230 mg, 54%) was prepared as a brown oil starting from *tert*-butyl 3-(6-amino-8-oxo-7H-purin-9(8H)-yl)-5-methoxyphenyl(methyl)carbamate (**221**) (300 mg) and 4-phenoxyphenylboronic acid (500 mg). LC-MS (ESI): m/z (M+1) 555.1.

[00683] In a similar manner as described in Example 44, 6-amino-9-(3-methoxy-5-(methylamino)phenyl)-7-(4-phenoxyphenyl)-7H-purin-8(9H)-one (**223**) (129 mg, 67%) was prepared as a brown oil starting from *tert*-butyl 3-(6-amino-8-oxo-7-(4-phenoxyphenyl)-7H-purin-9(8H)-yl)-5-methoxyphenyl(methyl)carbamate (**222**) (230 mg). LC-MS (ESI): m/z (M+1) 455.1.

[00684] In a similar manner as described in Example 44, (*E*)-*N*-(3-(6-amino-8-oxo-7-(4-phenoxyphenyl)-7H-purin-9(8H)-yl)-5-methoxyphenyl)-4-(cyclopropyl(methyl)amino)-*N*-methylbut-2-enamide (**224**) (69 mg, 12%) was prepared as a white solid starting from 6-amino-9-(3-methoxy-5-(methylamino)phenyl)-7-(4-phenoxyphenyl)-7H-purin-8(9H)-one (**223**) (129 mg). LC-MS (ESI): m/z (M+1) 592.1. ^1H NMR (400 MHz, DMSO) δ 8.27 (HCOOH), 8.11 (s, 1H), 7.51 – 7.39 (m, 4H), 7.27 (s, 1H), 7.21 – 7.11 (m, 6H), 6.96 (s, 1H), 6.75 – 6.61 (m, 1H), 6.04 (d, J = 15.2 Hz, 1H), 5.87 (s, 2H), 3.80 (s, 3H), 3.26 (s, 3H), 3.13 (d, J = 6.5 Hz, 2H), 2.12 (s, 3H), 1.64 – 1.55 (m, 1H), 0.38 – 0.27 (m, 2H), 0.25 – 0.16 (m, 2H).

Example 48: Synthesis of (E)-N-(3-(6-amino-8-oxo-7-(4-phenoxyphenyl)-7H-purin-9(8H)-yl)phenyl)-N-methyl-4-(methyamino)but-2-enamide hydrochloride (229)



[00685] To a suspension of methanamine (33% in MeOH, 20 mL, 56 mmol) and K_2CO_3 (11 g, 80 mmol) in THF (50 mL) at 0 °C was added (E)-methyl 4-bromobut-2-enoate (5 g, 28 mmol). After the resulting mixture was stirred at 0 °C for 3 hrs, the reaction solution was filtered. The filtrate was concentrated *in vacuo* and the residue was dissolved in DCM (50 mL), Et_3N (7.7 mL, 56 mmol) and $(\text{Boc})_2\text{O}$ (7.32 g, 33.6 mmol) were added. The resulting mixture was stirred at r.t. for 2 hrs before water (50 mL) was introduced. The layers were separated and the aqueous phase was extracted with DCM (20 mL X 2). The combined organic layer was washed with brine, dried over Na_2SO_4 and concentrated *in vacuo*. The residue was purified by column chromatography (silica gel, 0 to 50 ethyl acetate in petroleum ether) to give (E)-methyl 4-(tert-butoxycarbonyl(methyl)amino)but-2-enoate (**225**) (3 g, two steps yield 47%) as a yellow oil. LC-MS (ESI): m/z (M+1) 230.1.

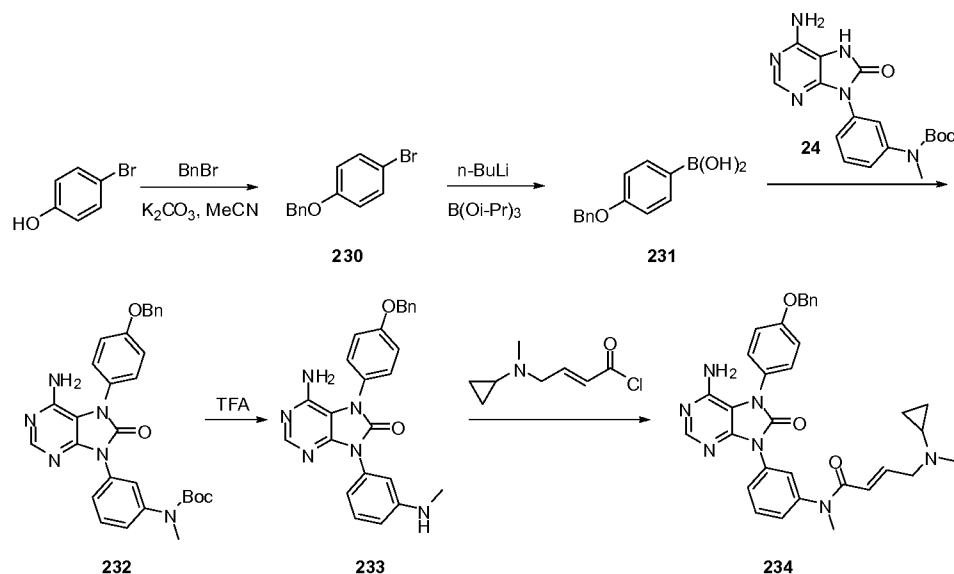
[00686] To a solution of (E)-methyl 4-(tert-butoxycarbonyl(methyl)amino)but-2-enoate (**225**) (6.1 g, 26.6 mmol) in THF (60 mL) at 0 °C and under N_2 atmosphere was added a solution of lithium hydroxide monohydrate (1.68 g, 43.6 mmol) in water (20 mL) dropwise over 15 min. The resulting mixture was stirred at 0 °C for 3 hrs. Cold water (150 mL) and petroleum ether (200 mL) were then introduced and the stirring was continued at 0 °C for 10 min. The layers were separated. The aqueous layer was carefully acidified with *con.* HCl at 0 °C to pH ~ 4 and was extracted with DCM (80 mL X 3). The combined organic extracts were dried over Na_2SO_4 , filtered and evaporated under reduced pressure to give (E)-4-(tert-

butoxycarbonyl(methyl)amino)but-2-enoic acid (**226**) (3.5 g, 61% yield) as a yellow oil. LC-MS (ESI): m/z (M-1) 214.1.

[00687] To a suspension of (*E*)-4-(*tert*-butoxycarbonyl(methyl)amino)but-2-enoic acid (**226**, 200 mg, 0.93 mmol) in anhydrous DCM (3 mL) at 0 °C was added 1 drop of DMF, followed by addition of (COCl)₂ (0.4 mL, 0.93 mmol). The resulting mixture was stirred at room temperature for 1 hr. The solvent was then evaporated. The freshly generated acid chloride (**227**) was dissolved in anhydrous DCM (2 mL) and was subsequently introduced into a solution of 6-amino-9-(3-(methylamino)phenyl)-7-(4-phenoxyphenyl)-7*H*-purin-8(9*H*)-one (**32**) (197 mg, 0.465 mmol) in DCM (3 mL). After the reaction mixture was stirred at room temperature for 1 hr, the reaction was quenched with MeOH (2 mL). Solvents were removed and the residue was purified by preparative TLC (DCM/MeOH = 8/1 (v/v)) to give (*E*)-*tert*-butyl 4-((3-(6-amino-8-oxo-7-(4-phenoxyphenyl)-7*H*-purin-9(8*H*)-yl)phenyl)(methyl)amino)-4-oxobut-2-enyl(methyl)carbamate (**228**) (120 mg, 42% yield) as a white solid. LC-MS (ESI): m/z (M+1) 622.1.

[00688] To a solution of (*E*)-*tert*-butyl 4-((3-(6-amino-8-oxo-7-(4-phenoxyphenyl)-7*H*-purin-9(8*H*)-yl)phenyl)(methyl)amino)-4-oxobut-2-enyl(methyl)carbamate (**228**) (100 mg, 0.16 mmol) in MeCN (2 mL) at 0 °C was added HCl (con. 0.3 mL). The mixture was stirred at 0 °C for 1 hour, the solvent was removed *in vacuo* and dried by lyophilization to give (*E*)-*N*-(3-(6-amino-8-oxo-7-(4-phenoxyphenyl)-7*H*-purin-9(8*H*)-yl)phenyl)-*N*-methyl-4-(methylamino)but-2-enamide (**229**) (75 mg, 89% yield) as a white solid. LC-MS (ESI): m/z (M+1) 522.0. ¹H NMR (400 MHz, DMSO) δ 9.20 (br, 2H), 8.33 (s, 1H), 7.69 – 7.57 (m, 3H), 7.51 (d, *J* = 8.8 Hz, 2H), 7.46 – 7.38 (m, 3H), 7.23 – 7.11 (m, 5H), 6.74 – 6.64 (m, 1H), 6.36 – 6.16 (m, 1H), 3.60 (d, *J* = 5.7 Hz, 2H), 3.31 (s, 3H), 2.44 – 2.35 (m, 3H).

Example 49: Synthesis of (E)-N-(3-(6-amino-7-(4-(benzyloxy)phenyl)-8-oxo-7H-purin-9(8H)-yl)phenyl)-4-(cyclopropyl(methyl)amino)-N-methylbut-2-enamide (234)



[00689] To a suspension of 4-bromophenol (3.7 g, 21.4 mmol) and K_2CO_3 (4 g, 29.1 mmol) in MeCN (40 mL) was added (bromomethyl)benzene (3.66 g, 21.4 mmol). The resulting mixture was stirred at r.t. overnight. The solid was filtered off, and the filtrate was concentrated *in vacuo* to give crude 1-(benzyloxy)-4-bromobenzene (**230**) (5.2 g, 92% yield) as a yellow oil.

[00690] To a stirred solution of 1-(benzyloxy)-4-bromobenzene (**230**) (1.5 g, 6 mmol) in anhydrous THF (20 mL) at $-78\text{ }^\circ\text{C}$ and under N_2 atmosphere was added *n*-BuLi (2.5 M, 3.1 mL, 7.8 mmol) via syringe over 5 min. Stirring was continued for 20 min at the same temperature before triisopropyl borate (1.5 mL) was introduced. The reaction was then slowly warmed up to r.t. over a 3-hrs period, and was quenched with 1N HCl (5 mL). The layers were separated. The aqueous layer was extracted with ethyl acetate (30 mLX 2). The combined organic layers were washed with brine, dried over $MgSO_4$, and evaporated. The residue was washed with PE and Et_2O to give 4-(benzyloxy)phenylboronic acid (**231**) (1 g, 73%) as white solid. LC-MS (ESI): m/z (M-1) 227.1.

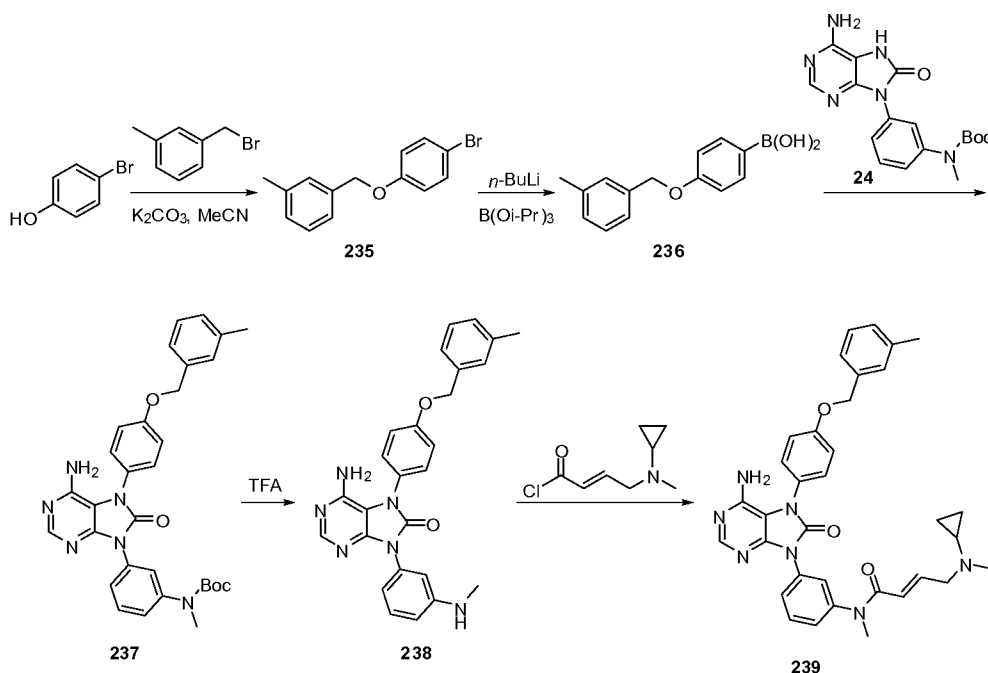
[00691] To a mixture of *tert*-butyl 3-(6-amino-8-oxo-7H-purin-9(8H)-yl)phenyl(methyl)carbamate (**24**) (500 mg, 1.4 mmol) and 4A MS (500 mg) in anhydrous DMF (15 mL) were added 4-(benzyloxy)phenylboronic acid (**231**) (800 mg, 3.5 mmol), $Cu(OAc)_2$ (255 mg, 1.4 mmol) and pyridine (670 mg, 8.4 mmol). The reaction mixture was heated to $40\text{ }^\circ\text{C}$ overnight under O_2 atmosphere. After the reaction was completed, the oil bath was removed. The reaction was then cooled down to r.t. and was quenched with $NH_3\cdot H_2O$ (3 mL). The solvent was evaporated *in vacuum*. The residue was purified by column chromatography (silica gel, 0 to 50% ethyl acetate in petroleum ether) to give *tert*-butyl 3-(6-amino-7-(4-(benzyloxy)phenyl)-8-oxo-7H-purin-9(8H)-yl)phenyl(methyl)carbamate (**232**) (365 mg, 48%) as a yellow solid. LC-

MS (ESI): m/z (M+1) 539.2.

[00692] To a solution of *tert*-butyl 3-(6-amino-7-(4-(benzyloxy)phenyl)-8-oxo-7*H*-purin-9(8*H*)-yl)phenyl(methyl)carbamate (**232**) (365 mg, 0.678 mmol) in DCM (8 mL) was added TFA (2 mL) dropwise. The resulting mixture was stirred at rt for 1 hr before concentrated. The residue was purified by column chromatography (silica gel, 0 to 5 % methanol in methylene chloride (0.3% Et₃N)) to afford 6-amino-7-(4-(benzyloxy)phenyl)-9-(3-(methylamino)phenyl)-7*H*-purin-8(9*H*)-one (**233**) (quant.) as a yellow oil. LC-MS (ESI): m/z (M+1) 439.2.

[00693] In a similar manner as described in Example 48, (E)-*N*-(3-(6-amino-7-(4-(benzyloxy)phenyl)-8-oxo-7*H*-purin-9(8*H*)-yl)phenyl)-4-(cyclopropyl(methyl)amino)-*N*-methylbut-2-enamide (**234**) (50 mg, 38%) was prepared as a white solid starting from 6-amino-7-(4-(benzyloxy)phenyl)-9-(3-(methylamino)phenyl)-7*H*-purin-8(9*H*)-one (**233**) (100 mg). LC-MS (ESI): m/z (M+1) 576.2. ¹H NMR (400 MHz, DMSO) δ 8.10 (s, 1H), 7.71 – 7.55 (m, 3H), 7.49 – 7.38 (m, 6H), 7.37 – 7.30 (m, 2H), 7.20 (d, J = 8.9 Hz, 2H), 6.68 (dt, J = 15.1, 6.5 Hz, 1H), 6.00 (d, J = 14.1 Hz, 1H), 5.68 (br, 2H), 5.17 (s, 2H), 3.27 (s, 3H), 3.12 (d, J = 5.6 Hz, 2H), 2.12 (s, 3H), 1.67 – 1.52 (m, 1H), 0.36 – 0.29 (m, 2H), 0.25 – 0.16 (m, 2H).

Example 50: Synthesis of (E)-*N*-(3-(6-amino-7-(4-(3-methylbenzyloxy)phenyl)-8-oxo-7*H*-purin-9(8*H*)-yl)phenyl)-4-(cyclopropyl(methyl)amino)-*N*-methylbut-2-enamide (239**)**



[00694] In a similar manner as described in Example 49, 1-((4-bromophenoxy)methyl)-3-methylbenzene (**235**) (3.2 g, 100%) was prepared as a yellow oil starting from 4-bromophenol (2 g) and 1-(bromomethyl)-3-methyl benzene (2.14 g).

[00695] In a similar manner as described in Example 49, 4-(3-methylbenzyloxy)phenylboronic acid (**236**) (1.1 g, 100%) was prepared as a white solid starting from 1-((4-

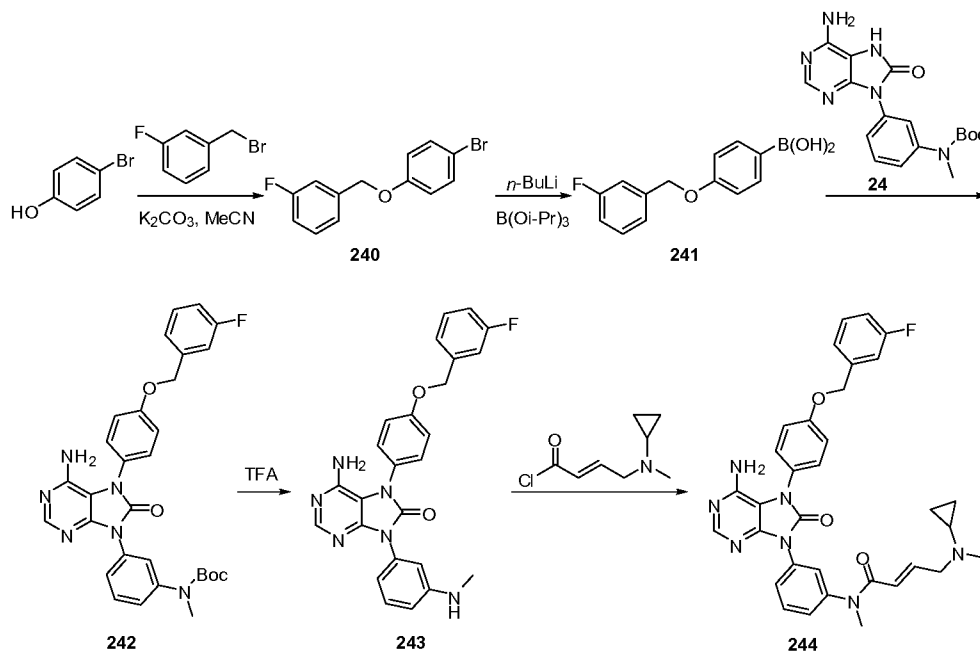
bromophenoxy)methyl)-3-methylbenzene (**235**) (1.5 g). LC-MS (ESI): m/z (M-1) 241.1.

[00696] In a similar manner as described in Example 49, *tert*-butyl 3-(6-amino-7-(4-(3-methylbenzyloxy)phenyl)-8-oxo-7H-purin-9(8H)-yl)phenyl(methyl)carbamate (**237**) (370 mg, 48%) was prepared as a yellow solid starting from 3-(6-amino-8-oxo-7H-purin-9(8H)-yl)phenyl(methyl) carbamate (**24**) (500 mg) and 4-(3-methylbenzyloxy)phenylboronic acid (**236**) (850 mg). LC-MS (ESI): m/z (M-1) 553.2.

[00697] In a similar manner as described in Example 49, 6-amino-9-(3-(methylamino)phenyl)-7-(4-(3-methylbenzyloxy)phenyl)-7H-purin-8(9H)-one (**238**) (100 mg, 100%) was prepared as a yellow solid starting from *tert*-butyl 3-(6-amino-7-(4-(3-methylbenzyloxy)phenyl)-8-oxo-7H-purin-9(8H)-yl)phenyl(methyl)carbamate (**237**) (120 mg). LC-MS (ESI): m/z (M-1) 453.2.

[00698] In a similar manner as described in Example 48, (E)-N-(3-(6-amino-7-(4-(3-methylbenzyloxy)phenyl)-8-oxo-7H-purin-9(8H)-yl)phenyl)-4-(cyclopropyl(methyl)amino)-N-methylbut-2-enamide (**239**) (50 mg, 39%) was prepared as a white solid starting from 6-amino-9-(3-(methylamino)phenyl)-7-(4-(3-methylbenzyloxy)phenyl)-7H-purin-8(9H)-one (**238**) (100 mg). LC-MS (ESI): m/z (M+1) 590.2. ^1H NMR (400 MHz, DMSO) δ 8.10 (s, 1H), 7.72 – 7.54 (m, 3H), 7.45 (d, J = 8.9 Hz, 2H), 7.37 – 7.23 (m, 4H), 7.21 – 7.11 (m, 3H), 6.74 – 6.62 (m, 1H), 6.08 – 5.89 (m, 1H), 5.68 (br, 2H), 5.13 (s, 2H), 3.27 (s, 3H), 3.12 (d, J = 5.9 Hz, 2H), 2.32 (s, 3H), 2.12 (s, 3H), 1.64 – 1.54 (m, 1H), 0.35 – 0.29 (m, 2H), 0.24 – 0.16 (m, 2H).

Example 51: Synthesis of (E)-N-(3-(6-amino-7-(4-(3-fluorobenzyloxy)phenyl)-8-oxo-7H-purin-9(8H)-yl)phenyl)-4-(cyclopropyl(methyl)amino)-N-methylbut-2-enamide (244**)**



[00699] In a similar manner as described in Example 49, 1-((4-bromophenoxy)methyl)-3-fluorobenzene (**240**) (3.2 g, 100%) was prepared as a yellow oil starting from 4-bromophenol (2

g) and 1-(bromomethyl)-3-fluorobenzene (2.2 g).

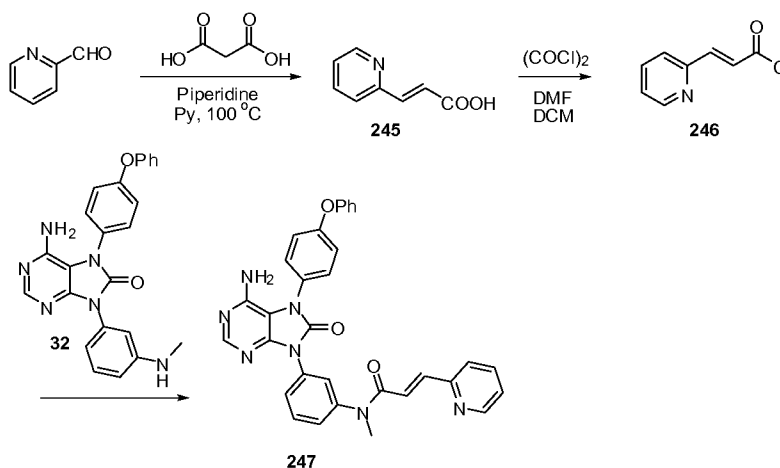
[00700] In a similar manner as described in Example 49, 4-(3-fluorobenzoyloxy)phenylboronic acid (**241**) (400 mg, 31%) was prepared as a light yellow oil starting from 1-((4-bromophenoxy)methyl)-3-fluorobenzene (**240**) (1.5 g). LC-MS (ESI): m/z (M-1) 245.1.

[00701] In a similar manner as described in Example 49, *tert*-butyl 3-(6-amino-7-(4-(3-fluorobenzoyloxy)phenyl)-8-oxo-7H-purin-9(8H)-yl)phenyl(methyl)carbamate (**242**) (300 mg, 39%) was prepared as a yellow solid starting from 3-(6-amino-8-oxo-7H-purin-9(8H)-yl)phenyl(methyl) carbamate (**24**) (500 mg) and 4-(3-fluorobenzoyloxy)phenylboronic acid (**241**) (400 mg). LC-MS (ESI): m/z (M-1) 557.2.

[00702] In a similar manner as described in Example 49, 6-amino-9-(3-(fluoroamino)phenyl)-7-(4-(3-methylbenzyloxy)phenyl)-7H-purin-8(9H)-one (**243**) (100 mg, 100%) was prepared as a yellow solid starting from *tert*-butyl 3-(6-amino-7-(4-(3-fluorobenzoyloxy)phenyl)-8-oxo-7H-purin-9(8H)-yl)phenyl(methyl)carbamate (**242**) (120 mg). LC-MS (ESI): m/z (M-1) 457.2.

[00703] In a similar manner as described in Example 48, (E)-N-(3-(6-amino-7-(4-(3-fluorobenzoyloxy)phenyl)-8-oxo-7H-purin-9(8H)-yl)phenyl)-4-(cyclopropyl(methyl)amino)-N-methylbut-2-enamide (**244**) (50 mg, 38%) was prepared as a white solid starting from 6-amino-9-(3-(fluoroamino)phenyl)-7-(4-(3-methylbenzyloxy)phenyl)-7H-purin-8(9H)-one (**243**) (100 mg). LC-MS (ESI): m/z (M+1) 594.1. ^1H NMR (400 MHz, DMSO) δ 8.10 (s, 1H), 7.68 – 7.56 (m, 3H), 7.51 – 7.41 (m, 3H), 7.35 – 7.28 (m, 3H), 7.23 – 7.12 (m, 3H), 6.73 – 6.63 (m, 1H), 6.08 – 5.92 (m, 1H), 5.69 (s, 2H), 5.20 (s, 2H), 3.27 (s, 3H), 3.11 (d, J = 6.4 Hz, 2H), 2.11 (s, 3H), 1.63 – 1.56 (m, 1H), 0.35 – 0.29 (m, 2H), 0.23 – 0.16 (m, 2H).

Example 52: Synthesis of (E)-N-(3-(6-amino-8-oxo-7-(4-phenoxyphenyl)-7H-purin-9(8H)-yl)phenyl)-N-methyl-3-(pyridin-2-yl)acrylamide (247**)**

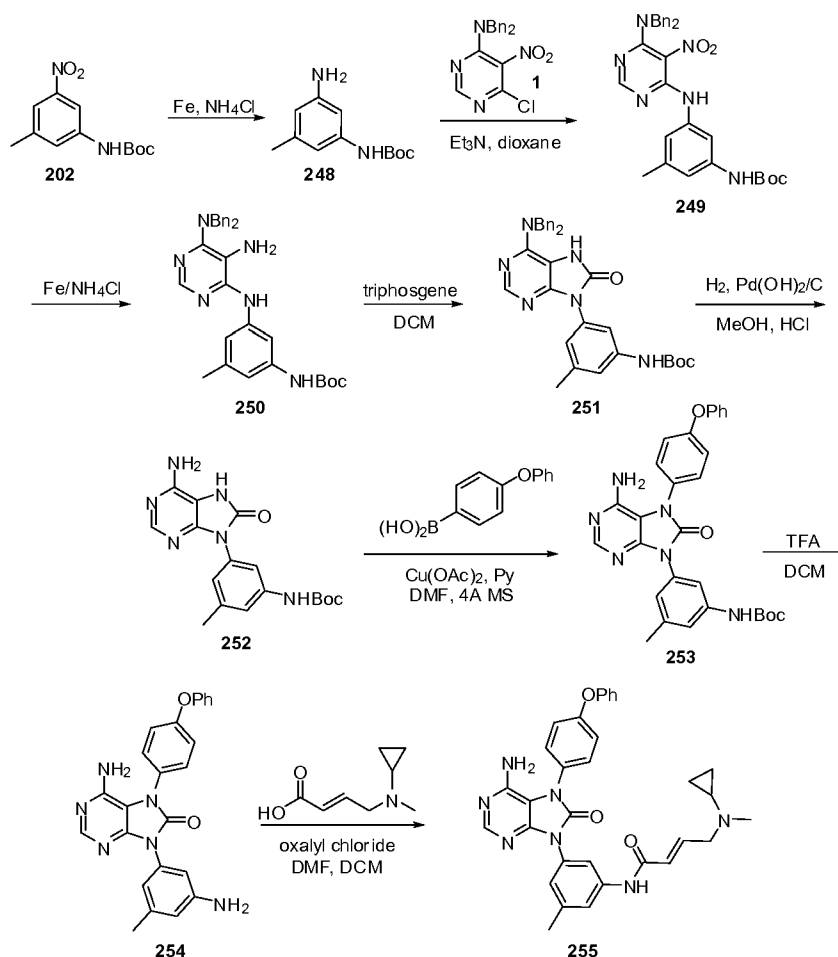


[00704] A solution of pyridine-2-carbaldehyde (5.0 g, 46.7 mmol), malonic acid (4.8 g, 46.1 mmol), pyridine (10 mL) and piperidine (0.05 mL) was heated at 100 °C for 2 hrs followed by stirring at r.t. for 10 hrs. The reaction mixture was then acidified to pH~4 with 6N HCl. The

generated precipitate was collected by filtration. After washed with cold water and dried over pump, (*E*)-3-(pyridin-2-yl)acrylic acid (**245**) was obtained as a white solid (2.3 g, 35%). LC-MS (ESI): m/z (M+1) 150.2.

[00705] In a similar manner as described in Example 5, (*E*)-*N*-(3-(6-amino-8-oxo-7-(4-phenoxyphenyl)-7*H*-purin-9(8*H*)-yl)phenyl)-*N*-methyl-3-(pyridin-2-yl)acrylamide (**247**) (52 mg, 20%) was prepared as a light yellow oil starting from (*E*)-3-(pyridin-2-yl)acrylic acid (140 mg) and 6-amino-9-(3-(methylamino)phenyl)-7-(4-phenoxyphenyl)-7*H*-purin-8(9*H*)-one (**32**) (200 mg). LC-MS (ESI): m/z (M-1) 556.1. ¹H NMR (400 MHz, DMSO) δ 8.53 (d, $J = 4.4$ Hz, 1H), 8.04 (s, 1H), 7.87 – 7.78 (m, 1H), 7.75 – 7.68 (m, 2H), 7.66 – 7.54 (m, 3H), 7.50 (d, $J = 8.8$ Hz, 2H), 7.45 – 7.38 (m, 3H), 7.36 – 7.30 (m, 1H), 7.22 – 7.10 (m, 5H), 7.07 – 6.96 (m, 1H), 5.91 (br, 2H), 3.35 (s, 3H).

Example 53: Synthesis of (*E*)-*N*-(3-(6-amino-8-oxo-7-(4-phenoxyphenyl)-7*H*-purin-9(8*H*)-yl)-5-methylphenyl)-4-(cyclopropyl(methyl)amino)but-2-enamide (255**)**



[00706] To a solution of *tert*-butyl 3-methyl-5-nitrophenylcarbamate (**202**) (1.47 g, 5.8 mmol) in THF/MeOH/H₂O (24 mL/12 mL/6 mL) were added iron powder (3.28 g, 58 mmol) and NH₄Cl (6.32 g, 117 mmol). The resulting mixture was heated at 50 °C for 5 hrs under N₂. After cooling down to r.t., the reaction mixture was filtered through a pad of Celite. The filtrate was

extracted with EtOAc (50 mL X 3), and the combined organic extract was washed with water and brine, dried over Na₂SO₄, and concentrated *in vacuo* to give *tert*-butyl 3-amino-5-methylphenylcarbamate (**248**) (0.9 g, 75%) as a brown solid. LC-MS (ESI): *m/z* (M+1) 223.1.

[00707] To a solution of *tert*-butyl 3-amino-5-methylphenylcarbamate (**248**) (0.9 g, 4.0 mmol) and TEA (1.1 mL, 8 mmol) in dioxane (30 mL) was added *N,N*-dibenzyl-6-chloro-5-nitropyrimidin-4-amine (**1**) (1.4 g, 4.0 mmol). The resulting mixture was heated at 70 °C overnight under N₂ before cooled down to rt, quenched with water (50mL) and extracted with EtOAc (50mLX3). The combined organic extracts was washed with brine, dried over Na₂SO₄, and concentrated *in vacuo*. The crude product was purified by column chromatography (silica gel, 0 to 20% ethyl acetate in petroleum ether) to give *tert*-butyl 3-(6-(dibenzylamino)-5-nitropyrimidin-4-ylamino)-5-methylphenylcarbamate (**249**) (1.8 g, 82 %) as a brown oil. LC-MS (ESI): *m/z* (M+1) 541.1.

[00708] To a solution of *tert*-butyl 3-(6-(dibenzylamino)-5-nitropyrimidin-4-ylamino)-5-methylphenylcarbamate (**249**) (1.8 g, 3.3 mmol) in THF/MeOH/H₂O (24 mL/12 mL/6 mL) were added iron powder (1.87 g, 33 mmol) and NH₄Cl (3.6 g, 67 mmol). The resulting suspension was heated at 50 °C for 5 hrs under N₂. After cooled down to rt, the reaction mixture was filtered through a pad of Celite. The filtrate was extracted with EtOAc (50 mL X 3), and the combined organic extracts was washed with water and brine, dried over Na₂SO₄, and concentrated *in vacuo*. *tert*-butyl 3-(5-amino-6-(dibenzylamino)pyrimidin-4-ylamino)-5-methylphenylcarbamate (**250**) (1.56 g, 92%) was obtained as a brown oil. LC-MS (ESI): *m/z* (M-1) 511.0.

[00709] To a stirred solution of *tert*-butyl 3-(5-amino-6-(dibenzylamino)pyrimidin-4-ylamino)-5-methylphenylcarbamate (**250**) (1.56 g, 3.0 mmol) and TEA (0.85 mL, 6.1 mmol) in anhydrous DCM (20 mL) at 0 °C and under N₂ atmosphere was added a solution of triphosgene (456 mg, 1.5 mmol) in anhydrous DCM (10 mL) dropwise over 1 hr. The stirring was continued for 1 hr before quenched with water (100 mL). The layers were separated. The organic layer was washed with water and brine, dried over Na₂SO₄, and concentrated *in vacuo*. The crude product was purified by column chromatography (silica gel, 0 to 30% ethyl acetate in petroleum ether) to give *tert*-butyl 3-(6-(dibenzylamino)-8-oxo-7*H*-purin-9(8*H*)-yl)-5-methylphenylcarbamate (**251**) (1.6 g, quant.) as a brown solid. LC-MS (ESI): *m/z* (M+1) 537.1.

[00710] To a mixture of *tert*-butyl 3-(6-(dibenzylamino)-8-oxo-7*H*-purin-9(8*H*)-yl)-5-methylphenylcarbamate (**251**) (1.6 g, 3.0 mmol) in MeOH (30 mL) was added Pd(OH)₂/C (1.6 g, 20 wt%) and 3 drops of con. HCl. The resulting mixture was purged with H₂ (2 X) before heated to 60 °C overnight under H₂ atmosphere. The mixture was cooled down to rt, and filtered through a Celite pad. The filtrate was concentrated *in vacuo* to give *tert*-butyl 3-(6-amino-8-

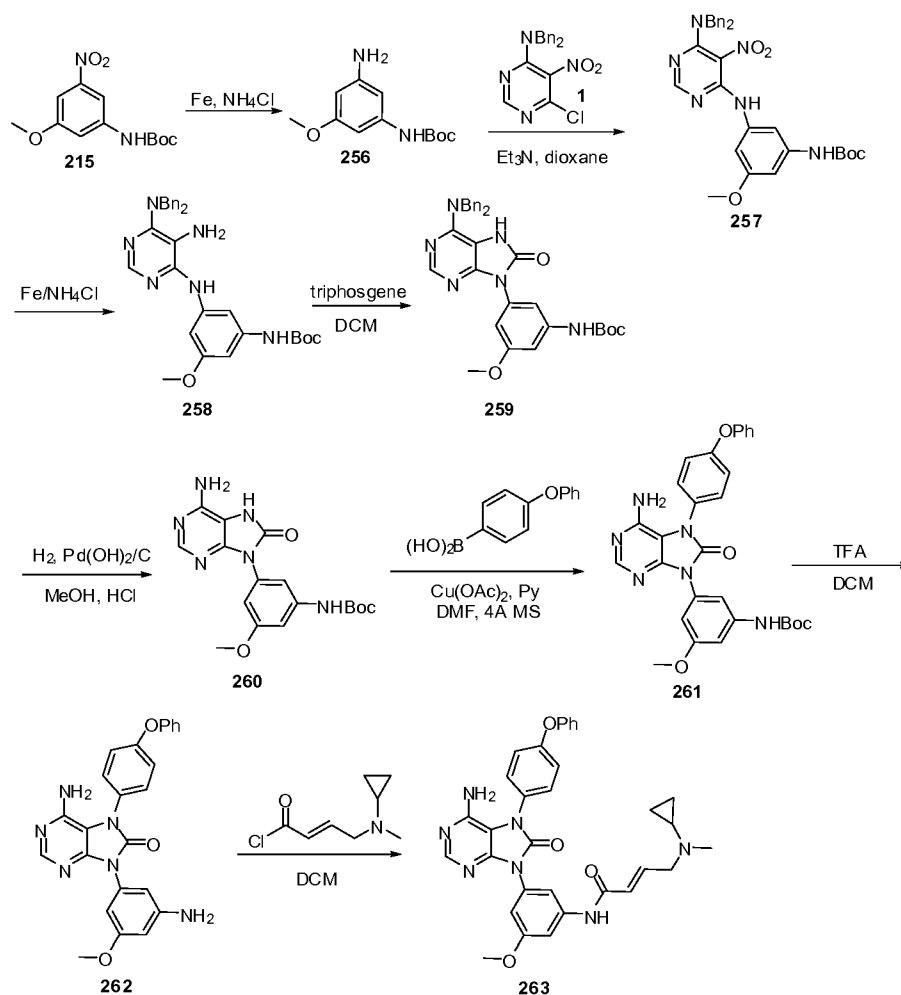
oxo-7*H*-purin-9(8*H*)-yl)-5-methylphenylcarbamate (**252**) (1.04 g, 97%) as a yellow solid. LC-MS (ESI): m/z (M+1) 357.0.

[00711] In a similar manner as described in Example 46, *tert*-butyl 3-(6-amino-8-oxo-7-(4-phenoxyphenyl)-7*H*-purin-9(8*H*)-yl)-5-methylphenylcarbamate (**253**) (350 mg, 46%) was prepared from *tert*-butyl 3-(6-amino-8-oxo-7*H*-purin-9(8*H*)-yl)-5-methylphenylcarbamate (**252**) (520 mg) and 4-phenoxyphenylboronic acid (938 mg). LC-MS (ESI): m/z (M+1) 525.1.

[00712] In a similar manner as described in Example 46, 6-amino-9-(3-amino-5-methylphenyl)-7-(4-phenoxyphenyl)-7*H*-purin-8(9*H*)-one (**254**) (230 mg, 81%) was prepared from *tert*-butyl 3-(6-amino-8-oxo-7-(4-phenoxyphenyl)-7*H*-purin-9(8*H*)-yl)-5-methylphenylcarbamate (**253**) (350 mg). LC-MS (ESI): m/z (M+1) 425.1.

[00713] To a suspension of (*E*)-4-(cyclopropyl(methyl)amino)but-2-enoic acid hydrochloride salt (207 mg, 1.1 mmol) in anhydrous acetonitrile (5 mL) was added 1 drop of DMF followed by addition of (COCl)₂ (1.0 mL, 10.6 mmol). The resulting mixture was stirred at room temperature for 1 hr. The solvent was evaporated. The freshly generated acid chloride was dissolved in dry DCM (2 mL) and was then introduced to a solution of 6-amino-9-(3-amino-5-methylphenyl)-7-(4-phenoxyphenyl)-7*H*-purin-8(9*H*)-one (**254**) (230 mg, 0.54 mmol) in DCM (5 mL). Stirring was continued at room temperature for 1 hr before quenched with MeOH (2 mL). The solvent was removed and the residue was pre-purified by column chromatography (silica gel, 0 to 10% methanol in methylene chloride (0.3% Et₃N)) followed by preparative HPLC (RP, C18, 10 to 95% acetonitrile in water (0.2% NH₃·H₂O)) to give (*E*)-*N*-(3-(6-amino-8-oxo-7-(4-phenoxyphenyl)-7*H*-purin-9(8*H*)-yl)-5-methylphenyl)-4-(cyclopropyl(methyl)amino)but-2-enamide (**255**) (45 mg, 15%) as a white solid. LC-MS (ESI): m/z (M+1) 562.1. ¹H NMR (400 MHz, DMSO) δ 10.18 (s, 1H), 8.09 (s, 1H), 7.77 (s, 1H), 7.56 – 7.47 (m, 3H), 7.43 (t, *J* = 7.9 Hz, 2H), 7.24 – 7.07 (m, 6H), 6.81 – 6.70 (m, 1H), 6.22 (d, *J* = 15.3 Hz, 1H), 5.81 (s, 2H), 3.29 – 3.25 (m, 2H), 2.33 (s, 3H), 2.25 (s, 3H), 1.77 – 1.68 (m, 1H), 0.46 – 0.38 (m, 2H), 0.34 – 0.27 (m, 2H).

Example 54: Synthesis of (E)-N-(3-(6-amino-8-oxo-7-(4-phenoxyphenyl)-7H-purin-9(8H)-yl)-5-methoxyphenyl)-4-(cyclopropyl(methyl)amino)but-2-enamide (263)



[00714] In a similar manner as described in Example 53, *tert*-butyl 3-amino-5-methoxyphenylcarbamate (**256**) (2.19 g, 97%) was prepared as a brown solid starting from *tert*-butyl 3-methoxy-5-nitrophenylcarbamate (**215**) (2.54 g). LC-MS (ESI): *m/z* (M+1) 239.0.

[00715] In a similar manner as described in Example 53, *tert*-butyl 3-(6-(dibenzylamino)-5-nitropyrimidin-4-ylamino)-5-methoxyphenylcarbamate (**257**) (3.35 g, 65%) was prepared as a brown oil starting from *tert*-butyl 3-amino-5-methoxyphenylcarbamate (**256**) (2.19 g) and *N,N*-dibenzyl-6-chloro-5-nitropyrimidin-4-amine (**1**) (3.3 g). LC-MS (ESI): *m/z* (M+1) 557.1.

[00716] In a similar manner as described in Example 53, *tert*-butyl 3-(5-amino-6-(dibenzylamino)pyrimidin-4-ylamino)-5-methoxyphenylcarbamate (**258**) (750 mg, 100%) was prepared as a brown solid starting from *tert*-butyl 3-(6-(dibenzylamino)-5-nitropyrimidin-4-ylamino)-5-methoxyphenylcarbamate (**257**) (800 mg). LC-MS (ESI): *m/z* (M+1) 527.1.

[00717] In a similar manner as described in Example 53, *tert*-butyl 3-(6-(dibenzylamino)-8-oxo-7H-purin-9(8H)-yl)-5-methoxyphenylcarbamate (**259**) (1.2 g, 37%) was prepared as a brown solid starting from *tert*-butyl 3-(5-amino-6-(dibenzylamino)pyrimidin-4-ylamino)-5-

methoxyphenylcarbamate (**258**) (3.12 g). LC-MS (ESI): m/z (M+1) 553.1.

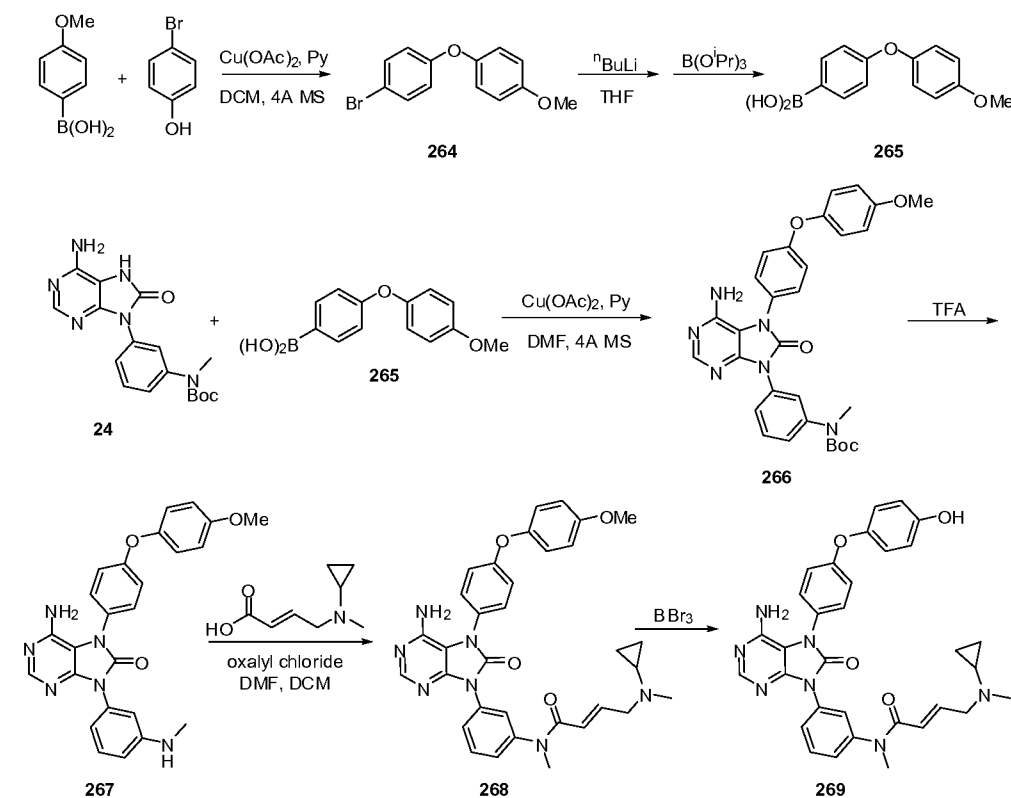
[00718] In a similar manner as described in Example 53, *tert*-butyl 3-(6-amino-8-oxo-7H-purin-9(8H)-yl)-5-methoxyphenylcarbamate (**260**) (787 mg, 97%) was prepared as a yellow solid starting from *tert*-butyl 3-(6-(dibenzylamino)-8-oxo-7H-purin-9(8H)-yl)-5-methoxyphenylcarbamate (**259**) (1.2 g). LC-MS (ESI): m/z (M+1) 373.2.

[00719] In a similar manner as described in Example 53, *tert*-butyl 3-(6-amino-8-oxo-7-(4-phenoxyphenyl)-7H-purin-9(8H)-yl)-5-methoxyphenylcarbamate (**261**) (236 mg, 54%) was prepared as a brown oil starting from *tert*-butyl 3-(6-amino-8-oxo-7H-purin-9(8H)-yl)-5-methoxyphenylcarbamate (**260**) (300 mg) and 4-phenoxyphenylboronic acid (600 mg). LC-MS (ESI): m/z (M+1) 541.1.

[00720] In a similar manner as described in Example 53, 6-amino-9-(3-amino-5-methoxyphenyl)-7-(4-phenoxyphenyl)-7H-purin-8(9H)-one (**262**) (192 mg, 100%) was prepared as a brown oil starting from *tert*-butyl 3-(6-amino-8-oxo-7-(4-phenoxyphenyl)-7H-purin-9(8H)-yl)-5-methoxyphenylcarbamate (**261**) (236 mg). LC-MS (ESI): m/z (M+1) 441.1.

[00721] In a similar manner as described in Example 53, (E)-N-(3-(6-amino-8-oxo-7-(4-phenoxyphenyl)-7H-purin-9(8H)-yl)-5-methoxyphenyl)-4-(cyclopropyl(methyl)amino)but-2-enamide (**263**) (54 mg, 21%) was prepared as a white solid starting from 6-amino-9-(3-amino-5-methoxyphenyl)-7-(4-phenoxyphenyl)-7H-purin-8(9H)-one (**262**) (192 mg). LC-MS (ESI): m/z (M+1) 577.8. ^1H NMR (400 MHz, DMSO) δ 10.23 (s, 1H), 8.10 (s, 1H), 7.59 – 7.48 (m, 3H), 7.47 – 7.37 (m, 3H), 7.25 – 7.07 (m, 5H), 6.96 – 6.89 (m, 1H), 6.82 – 6.71 (m, 1H), 6.22 (d, J = 15.4 Hz, 1H), 5.82 (s, 2H), 3.76 (s, 3H), 3.28 (d, J = 6.2 Hz, 2H), 2.25 (s, 3H), 1.79 – 1.66 (m, 1H), 0.46 – 0.39 (m, 2H), 0.34 – 0.28 (m, 2H).

Example 55: Synthesis of (E)-N-(3-(6-amino-7-(4-(4-hydroxyphenoxy)phenyl)phenyl)-8-oxo-7H-purin-9(8H)-yl)phenyl)-4-(cyclopropyl(methyl)amino)-N-methylbut-2-enamide (269)



[00722] To a mixture of 4-bromophenol (760 mg, 4.4 mmol) and 4A MS (500 mg) in dry DCM (20 mL) was added 4-methoxyphenylboronic acid (1.0 g, 6.6 mmol), Cu(OAc)₂ (798 mg, 4.4 mmol) and pyridine (2.1 mL, 26 mmol). The reaction mixture was heated at 37 °C overnight under O₂ atmosphere, then filtered through a Celite pad. The filtrate was diluted with water (80 mL), extracted with DCM (50 mL X 3). The combined organic extracts was washed with water and brine, dried over Na₂SO₄, and concentrated. The residue was purified by column chromatography (silica gel, 0 to 10% ethyl acetate in methylene chloride) to give 1-bromo-4-(4-methoxyphenoxy)benzene (**264**) (1.2 g, quant.) as a yellow solid. LC-MS (ESI): *m/z* (M/M-2) 278.9/276.9.

[00723] To a stirred solution of 1-bromo-4-(4-methoxyphenoxy)benzene (**264**) (1.2 g, 4.3 mmol) in anhydrous THF (20 mL) at -78 °C and under N₂ atmosphere was added *n*-butyllithium (2.2 mL, 5.6 mmol, 2.5 M in hexane) dropwise over 30 min. The resulting mixture was continued for 1 hr at -78 °C before triisopropyl borate (2.0 mL, 8.6 mmol) was introduced. Stirring was continued for additional 1 hr. The reaction was then allowed to slowly warm up to r.t., quenched with 1N HCl (30 mL) and concentrated down to half a volume in *vacuo*. The resulting mixture was extracted with EtOAc (50 mL x 3). The combined organic extracts was washed with brine, dried over Na₂SO₄, and concentrated *in vacuo*. The crude product was washed with petroleum ether, dried under vacuum to give 4-(4-methoxyphenoxy)phenylboronic acid (**265**) (1.05 g,

quant.) as a white solid. LC-MS (ESI): m/z (M-1) 243.0.

[00724] In a similar manner as described in Example 5, *tert*-butyl 3-(6-amino-7-(4-(4-methoxyphenoxy)phenyl)-8-oxo-7*H*-purin-9(8*H*)-yl) phenyl(methyl)carbamate (**266**) (320 mg, 38%) was prepared from *tert*-butyl 3-(6-amino-8-oxo-7*H*-purin-9(8*H*)-yl)phenyl(methyl)carbamate (**24**) (535 mg, 1.5 mmol) and 4-(4-methoxyphenoxy)phenylboronic acid (**265**) (1.05 g). LC-MS (ESI): m/z (M+1) 555.1.

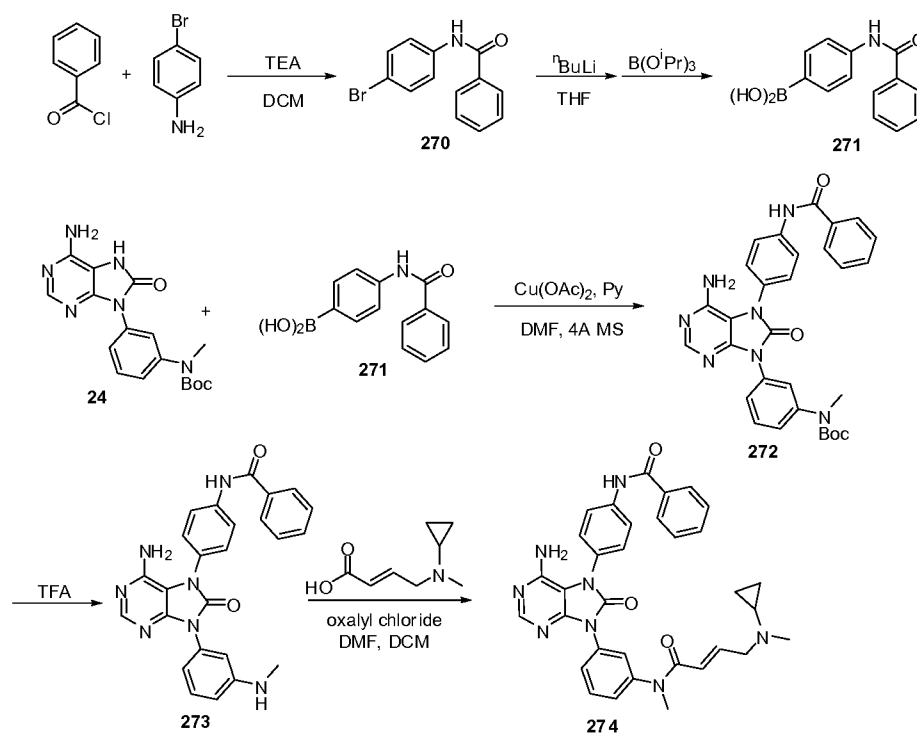
[00725] In a similar manner as described in Example 5, 6-amino-7-(4-(4-methoxyphenoxy)phenyl)-9-(3-(methylamino)phenyl)-7*H*-purin-8(9*H*)-one (**267**) (223 mg, 85%) was prepared from *tert*-butyl 3-(6-amino-7-(4-(4-methoxyphenoxy)phenyl)-8-oxo-7*H*-purin-9(8*H*)-yl) phenyl(methyl)carbamate (**266**) (320 mg). LC-MS (ESI): m/z (M+1) 455.1.

[00726] In a similar manner as described in Example 53, (*E*)-*N*-(3-(6-amino-7-(4-(4-methoxyphenoxy)phenyl)-8-oxo-7*H*-purin-9(8*H*)-yl)phenyl)-4-(cyclopropyl(methyl)amino)-*N*-methylbut-2-enamide (**268**) (230 mg, 79%) was prepared as a yellow solid starting from 6-amino-7-(4-(4-methoxyphenoxy)phenyl)-9-(3-(methylamino)phenyl)-7*H*-purin-8(9*H*)-one (**267**) (223 mg). LC-MS (ESI): m/z (M+1) 592.1.

[00727] To a stirred solution of (*E*)-*N*-(3-(6-amino-7-(4-(4-methoxyphenoxy)phenyl)-8-oxo-7*H*-purin-9(8*H*)-yl)phenyl)-4-(cyclopropyl(methyl)amino)-*N*-methylbut-2-enamide (**268**) (230 mg, 0.39 mmol) in anhydrous DCM (8 mL) at -78 °C and under N₂ atmosphere was added BBr₃ (0.19 mL, 2.0 mmol) dropwise. The resulting mixture was stirred for 1 hr at -78 °C before allowed to slowly warm up to rt., quenched with ice-water, and basified with sodium carbonate solution to pH 6~7. The solution was concentrated in *vacuo*, and the residue was purified by preparative HPLC (RP, C18, 10 to 95% acetonitrile in water (0.2% NH₃·H₂O)) to give (*E*)-*N*-(3-(6-amino-7-(4-(4-hydroxyphenoxy)phenyl)-8-oxo-7*H*-purin-9(8*H*)-yl)phenyl)-4-(cyclopropyl(methyl)amino)-*N*-methylbut-2-enamide (**269**) (32 mg, 14%) as a white solid. LC-MS (ESI): m/z (M +1) 578.1.

[00728] ¹H NMR (400 MHz, DMSO) δ 8.23 (s, 1H), 8.10 (s, 1H), 7.70 – 7.53 (m, 3H), 7.44 (d, *J* = 8.8 Hz, 2H), 7.33 (d, *J* = 7.7 Hz, 1H), 7.10 – 6.91 (m, 4H), 6.80 (d, *J* = 8.9 Hz, 2H), 6.74 – 6.60 (m, 1H), 6.07 – 5.91 (m, 1H), 5.78 (s, 2H), 3.27 (s, 3H), 3.11 (d, *J* = 6.4 Hz, 2H), 2.11 (s, 3H), 1.64 – 1.54 (m, 1H), 0.37 – 0.25 (m, 2H), 0.25 – 0.14 (m, 2H).

Example 56: Synthesis of (E)-N-(4-(6-amino-9-(3-(4-(cyclopropyl(methyl)amino)-N-methylbut-2-enamido)phenyl)-8-oxo-8,9-dihydro-7H-purin-7-yl)phenyl)benzamide (274)



[00729] To a stirred solution of 4-bromoaniline (4.7 g, 27 mmol) and TEA (3.8 mL, 27 mmol) in anhydrous DCM (30 mL) at 0 °C and under N₂ atmosphere was added benzoyl chloride (3.8 mL, 33 mmol) dropwise. Stirring was continued for 1 hr at rt before quenched with MeOH (10 mL). The resulting mixture was concentrated in *vacuo*. The crude product was washed with ether and water, dried in *vacuo* to give *N*-(4-bromophenyl)benzamide (**270**) (7.0 g, 93%) as a white solid. LC-MS (ESI): *m/z* (M/M+2) 276.0/278.0.

[00730] In a similar manner as described in Example 55, 4-benzamidophenylboronic acid (**271**) (0.73 g, 42%) was prepared as a yellow solid from *N*-(4-bromophenyl)benzamide (**270**) (2.0 g). LC-MS (ESI): *m/z* (M+1) 242.1.

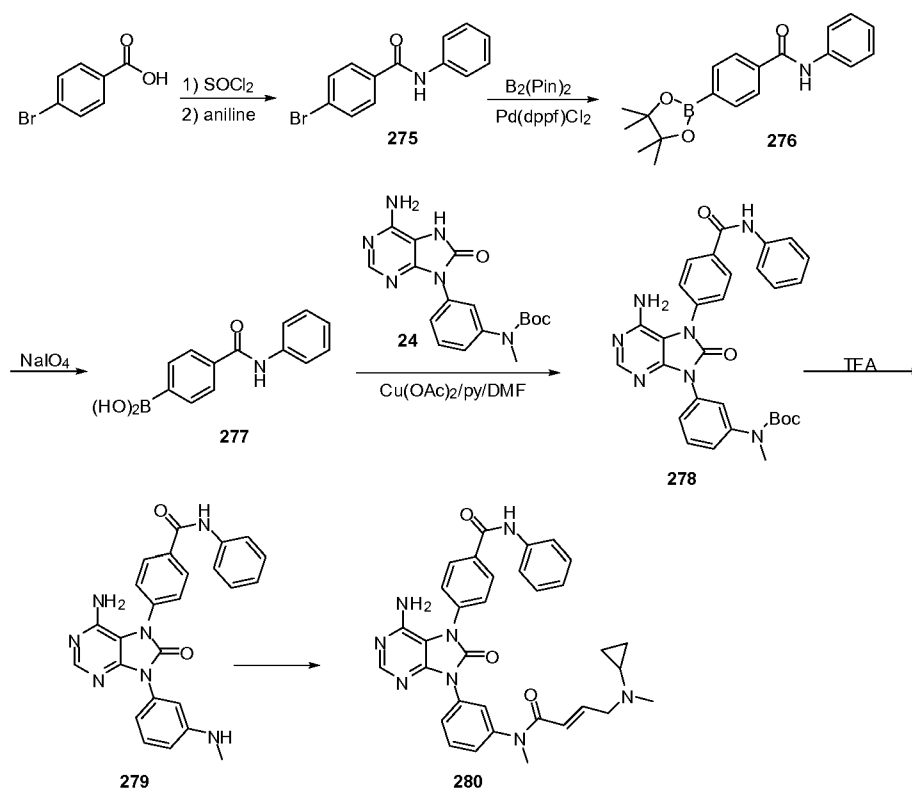
[00731] In a similar manner as described in Example 5, *tert*-butyl 3-(6-amino-7-(4-benzamidophenyl)-8-oxo-7H-purin-9(8H)-yl)phenyl(methyl)carbamate (**272**) (227 mg, 73%) was prepared from *tert*-butyl 3-(6-amino-8-oxo-7H-purin-9(8H)-yl)phenyl(methyl)carbamate (**24**) (200 mg) and 4-benzamidophenylboronic acid (**271**) (406 mg). LC-MS (ESI): *m/z* (M+1) 552.1.

[00732] In a similar manner as described in Example 5, *N*-(4-(6-amino-9-(3-(4-(cyclopropyl(methyl)amino)-N-methylbut-2-enamido)phenyl)-8-oxo-8,9-dihydro-7H-purin-7-yl)phenyl)benzamide (**273**) (186 mg, 100%) was prepared from *tert*-butyl 3-(6-amino-7-(4-benzamidophenyl)-8-oxo-7H-purin-9(8H)-yl)phenyl(methyl)carbamate (**272**) (227 mg). LC-MS (ESI): *m/z* (M+1) 452.1.

[00733] In a similar manner as described in Example 53, (E)-*N*-(4-(6-amino-9-(3-(4-(cyclopropyl(methyl)amino)-N-methylbut-2-enamido)phenyl)-8-oxo-8,9-dihydro-7H-purin-7-yl)phenyl)benzamide (**274**) (186 mg, 100%) was prepared from *N*-(4-(6-amino-9-(3-(4-(cyclopropyl(methyl)amino)-N-methylbut-2-enamido)phenyl)-8-oxo-8,9-dihydro-7H-purin-7-yl)phenyl)benzamide (**273**) (186 mg) and 4-benzamidophenylboronic acid (**271**) (406 mg). LC-MS (ESI): *m/z* (M+1) 552.1.

(cyclopropyl(methyl)amino)-N-methylbut-2-enamido)phenyl)-8-oxo-8,9-dihydro-7H-purin-7-yl)phenyl)benzamide (**274**) (85 mg, 35%) was prepared as a white solid starting from *N*-(4-(6-amino-9-(3-(methylamino)phenyl)-8-oxo-8,9-dihydro-7H-purin-7-yl)phenyl)benzamide (**273**) (186 mg). LC-MS (ESI): m/z (M+1) 589.1. ^1H NMR (400 MHz, DMSO) δ 10.49 (s, 1H), 8.12 (s, 1H), 8.03 – 7.93 (m, 4H), 7.68 (d, J = 8.8 Hz, 1H), 7.64 – 7.45 (m, 7H), 7.39 – 7.29 (m, 1H), 6.78 – 6.57 (m, 1H), 6.01 (d, J = 14.9 Hz, 1H), 5.77 (s, 2H), 3.28 (s, 3H), 3.12 (d, J = 6.2 Hz, 2H), 2.12 (s, 3H), 1.66 – 1.53 (m, 1H), 0.36 – 0.29 (m, 2H), 0.24 – 0.18 (m, 2H).

Example 57: Synthesis of (E)-4-(6-amino-9-(3-(4-(cyclopropyl(methyl)amino)-N-methylbut-2-enamido)phenyl)-8-oxo-8,9-dihydro-7H-purin-7-yl)-N-phenylbenzamide (280**)**



[00734] A suspension of 4-bromobenzoic acid (4.02 g, 20 mmol) in SOCl_2 (40 mL) was heated to reflux for 1hr. Excess SOCl_2 was removed under reduced pressure and the residue was diluted with DCM (10 mL) before it was introduced into a solution of aniline (1.86 g, 20 mmol) and TEA (1 mL) in DCM (10 mL) at 0°C under N_2 atmosphere. The resulting mixture was stirred at r.t. overnight and was next quenched with 1N NaOH (30 mL). The layers were separated and the organic layer was washed with 1N HCl (30 mL), H_2O , dried over Na_2SO_4 and concentrated to provide 4-bromo-*N*-phenylbenzamide (**275**) (4.47 g, 81%) as a white solid. LC-MS (ESI): m/z (M/M+2) 274.0/276.0.

[00735] A suspension of 4-bromo-*N*-phenylbenzamide (4.47 g, 16.188 mmol), 4-bromo-*N*-phenylbenzamide (4.11 g, 16.188 mmol), $\text{Pd}(\text{dppf})\text{Cl}_2 \cdot \text{DCM}$ (397 mg, 0.486 mmol) and KOAc (4.766 g, 48.564 mmol) in dioxane (100 mL) was purged with N_2 (3X). The reaction mixture

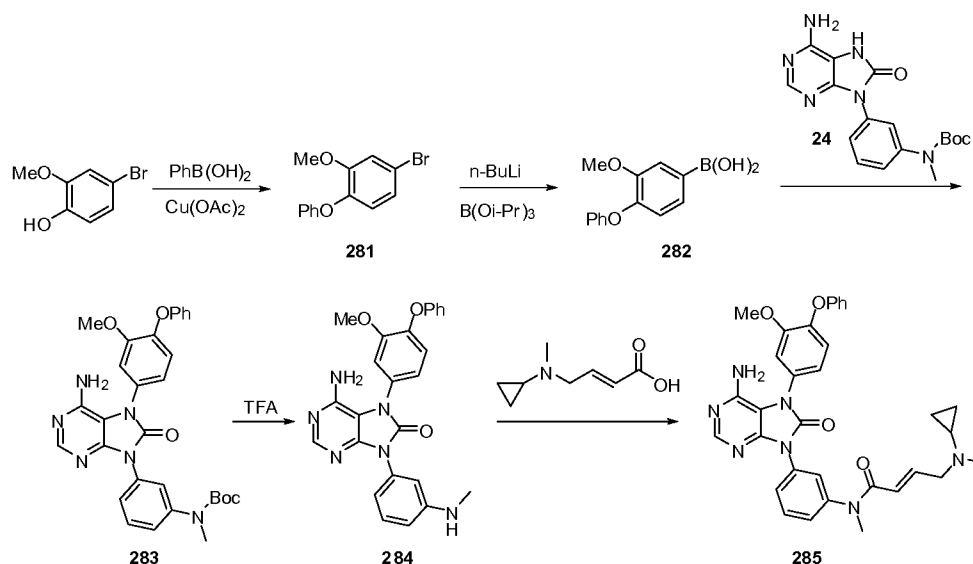
was then stirred at 90°C overnight. The solvents were evaporated and the residue was directly purified by flash chromatography (silica gel, 0 to 10% EA in PE/DCM(1/1)) to afford *N*-phenyl-4-(4,4,5,5-tetramethyl-1,3,2-dioxaborolan-2-yl)benzamide (**276**) (5.4 g, 100%) as a yellow solid. LC-MS (ESI): *m/z* (M+1) 324.1.

[00736] To a solution of *N*-phenyl-4-(4,4,5,5-tetramethyl-1,3,2-dioxaborolan-2-yl)benzamide (1.94 g, 6 mmol) in THF/H₂O (40 mL / 8mL) was added NaIO₄ (7.70 g, 36 mmol). The resulting mixture was stirred at r.t. overnight before diluted with EA (30 mL) and H₂O (30 mL). The product was extracted with 85% DCM/IPA (100 mL). The organic extract was dried over Na₂SO₄. Filtered and concentrated. The residue was purified by flash chromatography (silica gel, 0 to 50% EA in PE) to provide 4-(phenylcarbamoyl)phenylboronic acid (**277**) (816 mg, 56%). LC-MS (ESI): *m/z* (M-1) 240.0.

[00737] In a similar manner as described in Example 7, *tert*-butyl 3-(6-amino-8-oxo-7-(4-(phenylcarbamoyl)phenyl)-7H-purin-9(8H)-yl)phenyl (methyl)carbamate (**278**) (225 mg, 41%) was prepared as a yellow oil from *tert*-butyl 3-(6-amino-8-oxo-7H-purin-9(8H)-yl)phenyl(methyl)carbamate (**24**) (356 mg) and 4-(phenylcarbamoyl)phenylboronic acid (241 mg). LC-MS (ESI): *m/z* (M+1) 551.8.

[00738] In a similar manner as described in Example 7, (*E*)-4-(6-amino-9-(3-(4-(cyclopropyl(methyl)amino)-*N*-methylbut-2-enamido)phenyl)-8-oxo-8,9-dihydro-7H-purin-7-yl)-*N*-phenylbenzamide (**280**) (75 mg, 37%) was prepared as a white solid in two steps starting from *tert*-butyl 3-(6-amino-8-oxo-7-(4-(phenylcarbamoyl)phenyl)-7H-purin-9(8H)-yl)phenyl (methyl)carbamate (**278**) (225 mg). LC-MS (ESI): *m/z* (M+1) 589.1. ¹H NMR (400 MHz, DMSO) δ 10.37 (s, 1H), 9.52 (br, 1H), 8.21 – 8.11 (m, 3H), 7.79 (d, *J* = 8.2 Hz, 2H), 7.71 (d, *J* = 8.4 Hz, 1H), 7.67 – 7.58 (m, 4H), 7.43 – 7.32 (m, 3H), 7.11 (t, *J* = 7.4 Hz, 1H), 6.70 (dt, *J* = 14.9, 7.4 Hz, 1H), 6.48 – 6.24 (m, 1H), 6.03 (s, 2H), 3.94 (s, 2H), 3.32 (s, 3H), 2.75 (s, 4H), 0.94 – 0.64 (m, 4H).

Example 58: Synthesis of (E)-N-(3-(6-amino-7-(3-methoxy-4-phenoxyphenyl)-8-oxo-7H-purin-9(8H)-yl)phenyl)-4-(cyclopropyl(methyl)amino)-N-methylbut-2-enamide (285)



[00739] In a similar manner as described in Example 40, 4-bromo-2-methoxy-1-phenoxybenzene (**281**) (1.6 g, 78%) was prepared from 4-bromo-2-methoxyphenol (1.5 g).

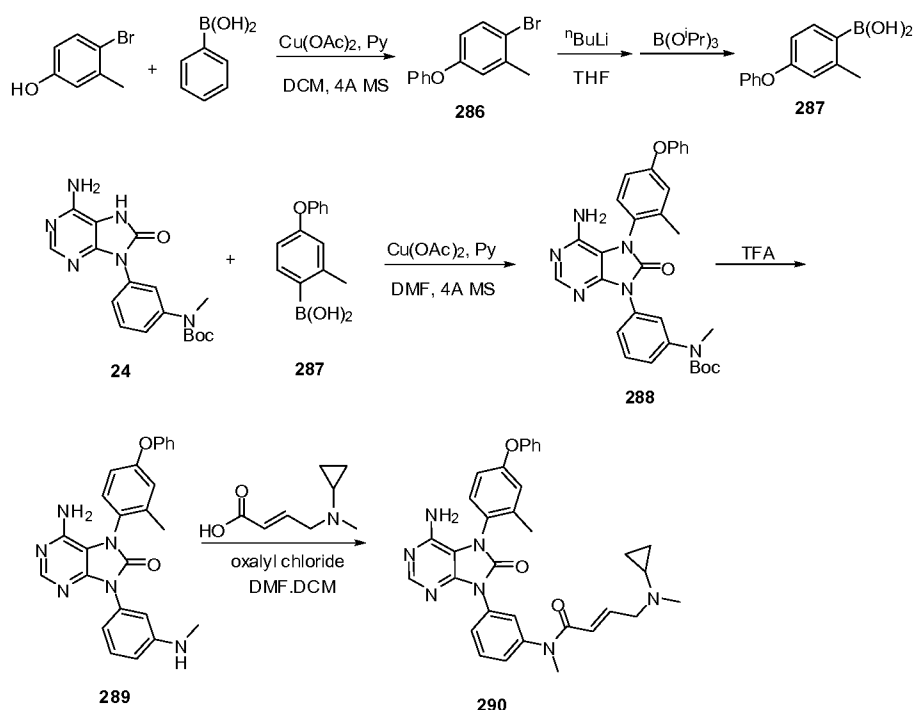
[00740] In a similar manner as described in Example 40, 3-methoxy-4-phenoxyphenylboronic acid (**282**) (488 mg, 56%) was prepared from 4-bromo-2-methoxy-1-phenoxybenzene (**281**) (1.0 g). LC-MS (ESI): m/z (M+1) 243.1.

[00741] In a similar manner as described in Example 40, *tert*-butyl 3-(6-amino-7-(3-methoxy-4-phenoxyphenyl)-8-oxo-7H-purin-9(8H)-yl)phenyl(methyl)carbamate (**283**) (342 mg, 44%) was prepared from *tert*-butyl 3-(6-amino-8-oxo-7H-purin-9(8H)-yl)phenyl(methyl)carbamate (**24**) (500 mg) and 3-methoxy-4-phenoxyphenylboronic acid (**282**) (488 mg). LC-MS (ESI): m/z (M+1) 555.2.

[00742] In a similar manner as described in Example 40, 6-amino-7-(3-methoxy-4-phenoxyphenyl)-9-(3-(methylamino)phenyl)-7H-purin-8(9H)-one (**284**) (quant.) was prepared from *tert*-butyl 3-(6-amino-7-(3-methoxy-4-phenoxyphenyl)-8-oxo-7H-purin-9(8H)-yl)phenyl(methyl)carbamate (**283**) (170 mg). LC-MS (ESI): m/z (M+1) 455.2.

[00743] In a similar manner as described in Example 40, (E)-N-(3-(6-amino-7-(3-methoxy-4-phenoxyphenyl)-8-oxo-7H-purin-9(8H)-yl)phenyl)-4-(cyclopropyl(methyl)amino)-N-methylbut-2-enamide (**285**) (118 mg, 66%) was prepared as a white solid starting from 6-amino-7-(3-methoxy-4-phenoxyphenyl)-9-(3-(methylamino)phenyl)-7H-purin-8(9H)-one (**284**) (136 mg). LC-MS (ESI): m/z (M+1) 592.3. ^1H NMR (400 MHz, DMSO) δ 8.12 (s, 1H), 7.73 – 7.53 (m, 3H), 7.33 (dd, $J = 14.1, 5.4$ Hz, 4H), 7.15 (d, $J = 8.4$ Hz, 1H), 7.10 – 7.03 (m, 2H), 6.99 (d, $J = 7.7$ Hz, 2H), 6.73 – 6.63 (m, 1H), 6.06 – 5.92 (m, 3H), 3.76 (s, 3H), 3.28 (s, 3H), 3.12 (d, $J = 5.9$ Hz, 2H), 2.12 (s, 3H), 1.64 – 1.55 (m, 1H), 0.35 – 0.28 (m, 2H), 0.24 – 0.17 (m, 2H).

Example 59: Synthesis of (E)-N-(3-(6-amino-7-(2-methyl-4-phenoxyphenyl)-8-oxo-7H-purin-9(8H)-yl)phenyl)-4-(cyclopropyl(methyl)amino)-N-methylbut-2-enamide (290)



[00744] In a similar manner as described in Example 55, 1-bromo-2-methyl-4-phenoxybenzene (**286**) (8.0 g, 95%) was prepared as a yellow liquid from 4-bromo-3-methylphenol (6.0 g) and phenylboronic acid (11.7 g).

[00745] In a similar manner as described in Example 55, 2-methyl-4-phenoxyphenylboronic acid (**287**) (3.0 g, 87%) was prepared as a white solid from 1-bromo-2-methyl-4-phenoxybenzene (**286**) (4.0 g). LC-MS (ESI): m/z (M-1) 226.0.

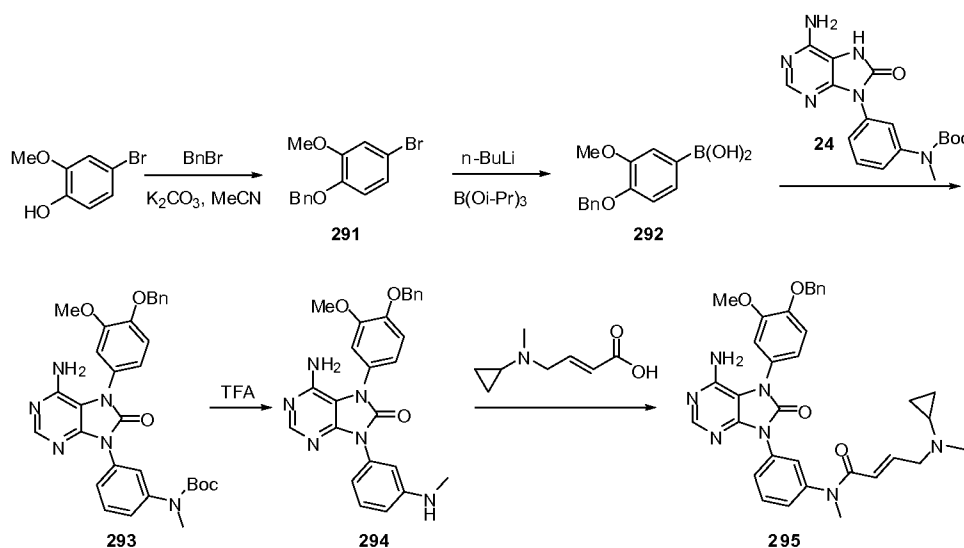
[00746] In a similar manner as described in Example 5, *tert*-butyl 3-(6-amino-7-(2-methyl-4-phenoxyphenyl)-8-oxo-7H-purin-9(8H)-yl)phenyl (methyl)carbamate (**288**) (350 mg, 52%) was prepared as a brown oil from *tert*-butyl 3-(6-amino-8-oxo-7H-purin-9(8H)-yl)phenyl(methyl)carbamate (**24**) (450 mg) and 2-methyl-4-phenoxyphenylboronic acid (**287**) (861 mg). LC-MS (ESI): m/z (M+1) 539.1.

[00747] In a similar manner as described in Example 5, 6-amino-7-(2-methyl-4-phenoxyphenyl)-9-(3-(methylamino)phenyl)-7H-purin-8(9H)-one (**289**) (195 mg, 68%) was prepared as a brown oil from *tert*-butyl 3-(6-amino-7-(2-methyl-4-phenoxyphenyl)-8-oxo-7H-purin-9(8H)-yl)phenyl (methyl)carbamate (**288**) (350 mg). LC-MS (ESI): m/z (M+1) 439.1.

[00748] In a similar manner as described in Example 53, (E)-N-(3-(6-amino-7-(2-methyl-4-phenoxyphenyl)-8-oxo-7H-purin-9(8H)-yl)phenyl)-4-(cyclopropyl(methyl)amino)-N-methylbut-2-enamide (**290**) (18 mg, 7%) was prepared as a white solid starting from 6-amino-7-(2-methyl-4-phenoxyphenyl)-9-(3-(methylamino)phenyl)-7H-purin-8(9H)-one (**289**) (195 mg). LC-MS (ESI): m/z (M+1) 576.1. ^1H NMR (400 MHz, DMSO) δ 9.46 (s, 1H), 8.13 (s, 1H), 7.80 – 7.53

(m, 3H), 7.46 – 7.37 (m, 3H), 7.24 – 7.11 (m, 3H), 7.08 (d, $J = 2.6$ Hz, 1H), 6.96 (dd, $J = 8.5$, 2.8 Hz, 1H), 6.74 – 6.63 (m, 1H), 6.39 – 6.23 (m, 1H), 5.72 (s, 2H), 4.02 – 3.85 (m, 2H), 3.31 (s, 3H), 2.84 – 2.64 (m, 4H), 2.16 (s, 3H), 0.91 – 0.64 (m, 4H).

Example 60: Synthesis of (E)-N-(3-(6-amino-7-(4-(benzyloxy)-3-methoxyphenyl)-8-oxo-7H-purin-9(8H)-yl)phenyl)-4-(cyclopropyl(methyl)amino)-N-methylbut-2-enamide (295)



[00749] In a similar manner as described in Example 49, 1-(benzyloxy)-4-bromo-2-methoxybenzene (**291**) (1.44 g, quant.) was prepared from 4-bromo-2-methoxyphenol (1 g) and (bromomethyl)benzene (0.93 g).

[00750] In a similar manner as described in Example 49, 4-(benzyloxy)-3-methoxyphenylboronic acid (**292**) (410 mg, 59%) was prepared from 1-(benzyloxy)-4-bromo-2-methoxybenzene (**291**) (800 mg). LC-MS (ESI): m/z (M-1) 257.1.

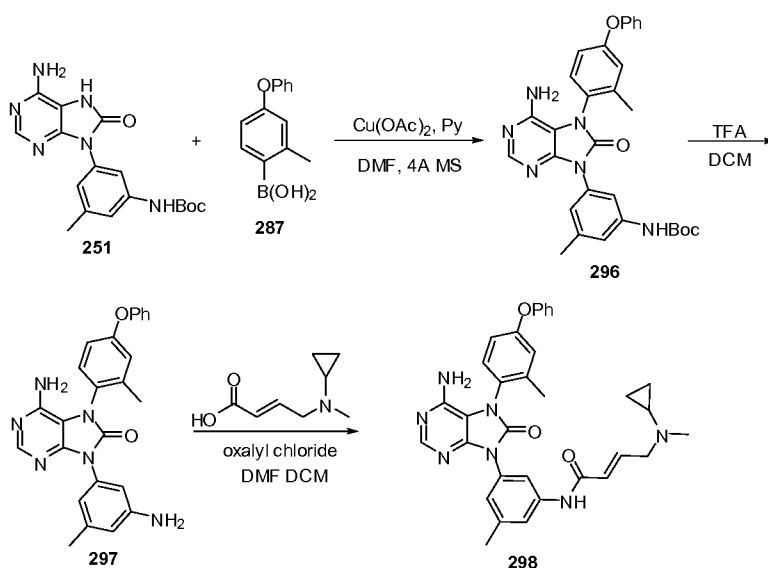
[00751] In a similar manner as described in Example 7, *tert*-butyl 3-(6-amino-7-(4-(benzyloxy)-3-methoxyphenyl)-8-oxo-7H-purin-9(8H)-yl)phenyl(methyl)carbamate (**293**) (324 mg, 37%) was prepared from *tert*-butyl 3-(6-amino-8-oxo-7H-purin-9(8H)-yl)phenyl(methyl)carbamate (**24**) (550 mg) and 4-(benzyloxy)-3-methoxyphenylboronic acid (**292**) (400 mg). LC-MS (ESI): m/z (M+1) 569.3.

[00752] In a similar manner as described in Example 49, 6-amino-7-(4-(benzyloxy)-3-methoxyphenyl)-9-(3-(methylamino)phenyl)-7H-purin-8(9H)-one (**294**) (quant.) was prepared from *tert*-butyl 3-(6-amino-7-(4-(benzyloxy)-3-methoxyphenyl)-8-oxo-7H-purin-9(8H)-yl)phenyl(methyl)carbamate (**293**) (170 mg). LC-MS (ESI): m/z (M+1) 469.3.

[00753] In a similar manner as described in Example 7, (E)-N-(3-(6-amino-7-(4-(benzyloxy)-3-methoxyphenyl)-8-oxo-7H-purin-9(8H)-yl)phenyl)-4-(cyclopropyl(methyl)amino)-N-methylbut-2-enamide (**295**) (53 mg, 29%) was prepared from 6-amino-7-(4-(benzyloxy)-3-methoxyphenyl)-9-(3-(methylamino)phenyl)-7H-purin-8(9H)-one (**294**) (140 mg). LC-MS

(ESI): m/z (M+1) 606.3. ^1H NMR (400 MHz, DMSO) δ 8.10 (s, 1H), 7.67 (d, $J = 7.9$ Hz, 1H), 7.62 – 7.57 (m, 2H), 7.47 (d, $J = 7.3$ Hz, 2H), 7.40 (t, $J = 7.4$ Hz, 2H), 7.33 (d, $J = 5.1$ Hz, 2H), 7.19 (dd, $J = 9.9, 5.4$ Hz, 2H), 7.05 (dd, $J = 8.5, 2.3$ Hz, 1H), 6.68 (dd, $J = 14.2, 7.6$ Hz, 1H), 6.13 – 5.92 (m, 1H), 5.73 (br, 2H), 5.15 (s, 2H), 3.78 (s, 3H), 3.27 (s, 3H), 3.11 (d, $J = 6.0$ Hz, 2H), 2.12 (s, 3H), 1.68 – 1.53 (m, 1H), 0.36 – 0.15 (m, 4H).

Example 61: Synthesis of (E)-N-(3-(6-amino-7-(2-methyl-4-phenoxyphenyl)-8-oxo-7H-purin-9(8H)-yl)-5-methylphenyl)-4-(cyclopropyl(methyl)amino)but-2-enamide (298)

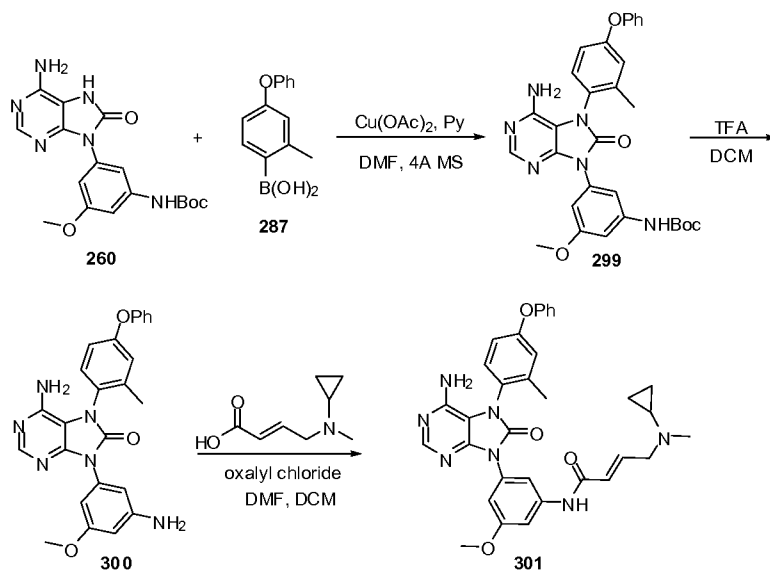


[00754] In a similar manner as described in Example 5, *tert*-butyl 3-(6-amino-7-(2-methyl-4-phenoxyphenyl)-8-oxo-7H-purin-9(8H)-yl)-5-methylphenylcarbamate (**296**) (245 mg, 31%) was prepared as a brown oil from *tert*-butyl 3-(6-amino-8-oxo-7H-purin-9(8H)-yl)-5-methylphenylcarbamate (**251**) (520 mg) and 2-methyl-4-phenoxyphenylboronic acid (**287**) (995 mg). LC-MS (ESI): m/z (M+1) 539.1.

[00755] In a similar manner as described in Example 5, 6-amino-9-(3-amino-5-methylphenyl)-7-(2-methyl-4-phenoxyphenyl)-7H-purin-8(9H)-one (**297**) (199 mg, quant.) was prepared as a brown oil from *tert*-butyl 3-(6-amino-7-(2-methyl-4-phenoxyphenyl)-8-oxo-7H-purin-9(8H)-yl)-5-methylphenylcarbamate (**296**) (245 mg). LC-MS (ESI): m/z (M+1) 439.1.

[00756] In a similar manner as described in Example 53, (*E*)-N-(3-(6-amino-7-(2-methyl-4-phenoxyphenyl)-8-oxo-7H-purin-9(8H)-yl)-5-methylphenyl)-4-(cyclopropyl(methyl)amino)but-2-enamide (**298**) (17 mg, 6%) was prepared as a white solid from 6-amino-9-(3-amino-5-methylphenyl)-7-(2-methyl-4-phenoxyphenyl)-7H-purin-8(9H)-one (**297**) (199 mg). LC-MS (ESI): m/z (M+1) 576.1. ^1H NMR (400 MHz, DMSO) δ 10.18 (s, 1H), 8.09 (s, 1H), 7.77 (s, 1H), 7.53 (s, 1H), 7.49 – 7.36 (m, 3H), 7.24 – 7.10 (m, 4H), 7.07 (d, $J = 2.5$ Hz, 1H), 6.97 – 6.90 (m, 1H), 6.81 – 6.70 (m, 1H), 6.22 (d, $J = 15.2$ Hz, 1H), 5.62 (s, 2H), 3.28 – 3.26 (m, 2H), 2.34 (s, 3H), 2.24 (s, 3H), 2.16 (s, 3H), 1.75 – 1.68 (m, 1H), 0.47 – 0.37 (m, 2H), 0.36 – 0.25 (m, 2H).

Example 62: Synthesis of (E)-N-(3-(6-amino-7-(2-methyl-4-phenoxyphenyl)-8-oxo-7H-purin-9(8H)-yl)-5-methoxyphenyl)-4-(cyclopropyl(methyl)amino)but-2-enamide (301)

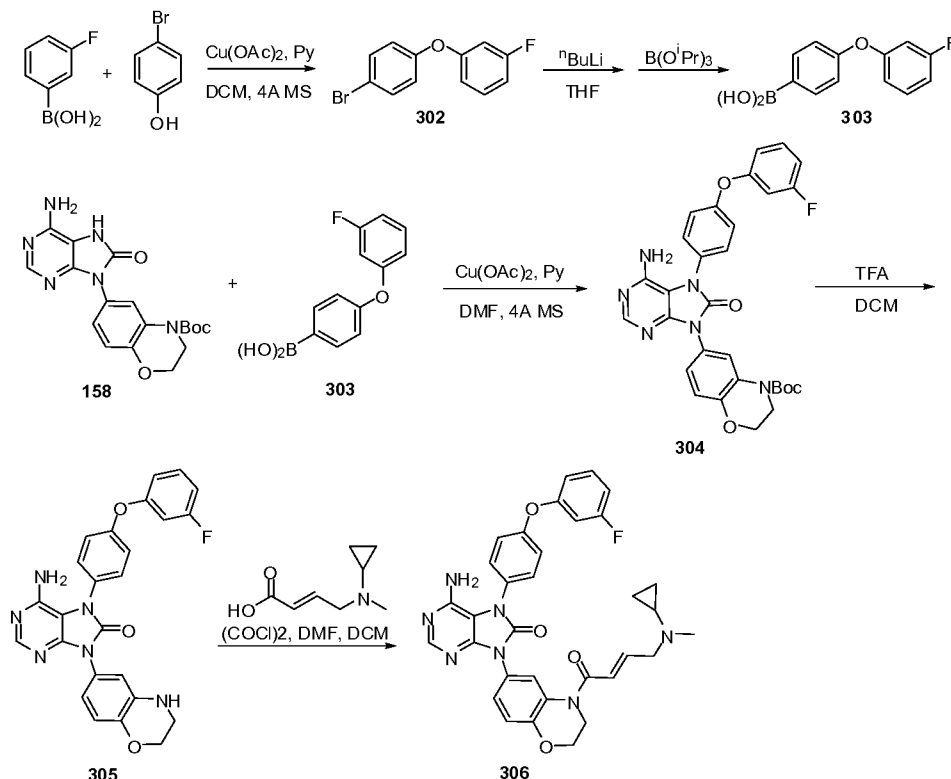


[00757] In a similar manner as described in Example 5, *tert*-butyl 3-(6-amino-7-(2-methyl-4-phenoxyphenyl)-8-oxo-7H-purin-9(8H)-yl)-5-methoxyphenylcarbamate (**299**) (359 mg, 50%) was prepared as a brown oil from *tert*-butyl 3-(6-amino-8-oxo-7H-purin-9(8H)-yl)-5-methoxyphenylcarbamate (**251**) (487 mg) and 2-methyl-4-phenoxyphenylboronic acid (**287**) (895 mg). LC-MS (ESI): *m/z* (M+1) 555.1.

[00758] In a similar manner as described in Example 5, 6-amino-9-(3-amino-5-methoxyphenyl)-7-(2-methyl-4-phenoxyphenyl)-7H-purin-8(9H)-one (**300**) (243 mg, 83%) was prepared as a brown oil from *tert*-butyl 3-(6-amino-7-(2-methyl-4-phenoxyphenyl)-8-oxo-7H-purin-9(8H)-yl)-5-methoxyphenylcarbamate (**299**) (359 mg). LC-MS (ESI): *m/z* (M+1) 455.1.

[00759] In a similar manner as described in Example 53, (E)-N-(3-(6-amino-7-(2-methyl-4-phenoxyphenyl)-8-oxo-7H-purin-9(8H)-yl)-5-methoxyphenyl)-4-(cyclopropyl(methyl)amino)but-2-enamide (**301**) (35 mg, 6%) was prepared as a white solid from 6-amino-9-(3-amino-5-methylphenyl)-7-(2-methyl-4-phenoxyphenyl)-7H-purin-8(9H)-one (**300**) (243 mg). LC-MS (ESI): *m/z* (M+1) 593.2. ¹H NMR (400 MHz, DMSO) δ 10.23 (s, 1H), 8.10 (s, 1H), 7.57 – 7.50 (m, 1H), 7.48 – 7.39 (m, 4H), 7.24 – 7.11 (m, 3H), 7.07 (d, *J* = 2.6 Hz, 1H), 6.98 – 6.89 (m, 2H), 6.83 – 6.70 (m, 1H), 6.21 (d, *J* = 15.4 Hz, 1H), 5.63 (s, 2H), 3.76 (s, 3H), 3.28 (d, *J* = 6.2 Hz, 2H), 2.25 (s, 3H), 2.16 (s, 3H), 1.77 – 1.68 (m, 1H), 0.45 – 0.39 (m, 2H), 0.34 – 0.28 (m, 2H).

Example 63: Synthesis of (E)-6-amino-9-(4-(4-(cyclopropyl(methyl)amino)but-2-enoyl)-3,4-dihydro-2H-benzo[b][1,4]oxazin-6-yl)-7-(4-(3-fluorophenoxy)phenyl)-7H-purin-8(9H)-one (306)



[00760] In a similar manner as described in Example 55, 1-(4-bromophenoxy)-3-fluorobenzene (**302**) (2.5 g, 96%) was prepared as a yellow solid from 4-bromophenol (1.7 g) and 3-fluorophenylboronic acid (1.95 g). LC-MS (ESI): m/z (M+1) 267.1.

[00761] In a similar manner as described in Example 55, 4-(3-fluorophenoxy)phenylboronic acid (**303**) (1.7 g, 78%) was prepared as a yellow solid from 1-(4-bromophenoxy)-3-fluorobenzene (**302**) (2.5 g). LC-MS (ESI): m/z (M+1) 231.0.

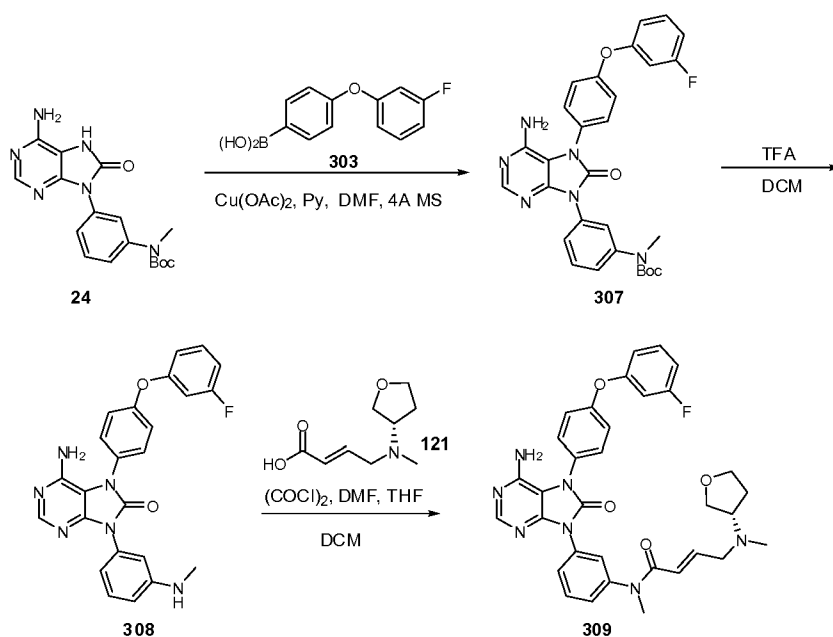
[00762] In a similar manner as described in Example 5, *tert*-butyl 6-(6-amino-7-(4-(3-fluorophenoxy)phenyl)-8-oxo-7H-purin-9(8H)-yl)-2H-benzo[b][1,4]oxazine-4(3H)-carboxylate (**304**) (317 mg, 57%) was prepared as a brown oil from *tert*-butyl 6-(6-amino-8-oxo-7H-purin-9(8H)-yl)-2H-benzo[b][1,4]oxazine-4(3H)-carboxylate (**158**) (372 mg) and 4-(3-fluorophenoxy)phenylboronic acid (**303**) (340 mg). LC-MS (ESI): m/z (M+1) 571.0.

[00763] In a similar manner as described in Example 5, 6-amino-9-(3,4-dihydro-2H-benzo[b][1,4]oxazin-6-yl)-7-(4-(3-fluorophenoxy)phenyl)-7H-purin-8(9H)-one (**305**) (261 mg, quant.) was prepared as a brown oil from *tert*-butyl 6-(6-amino-7-(4-(3-fluorophenoxy)phenyl)-8-oxo-7H-purin-9(8H)-yl)-2H-benzo[b][1,4]oxazine-4(3H)-carboxylate (**304**) (317 mg). LC-MS (ESI): m/z (M+1) 470.9.

[00764] In a similar manner as described in Example 5, (*E*)-6-amino-9-(4-(4-

(cyclopropyl(methyl)amino)but-2-enoyl)-3,4-dihydro-2*H*-benzo[*b*][1,4]oxazin-6-yl)-7-(4-(3-fluorophenoxy)phenyl)-7*H*-purin-8(9*H*)-one (**306**) (72 mg, 21%) was prepared as a white solid starting from 6-amino-9-(3,4-dihydro-2*H*-benzo[*b*][1,4]oxazin-6-yl)-7-(4-(3-fluorophenoxy)phenyl)-7*H*-purin-8(9*H*)-one (**305**) (261 mg). LC-MS (ESI): *m/z* (M+1) 607.6. ¹H NMR (400 MHz, DMSO) δ 8.11 (s, 1H), 7.55 – 7.37 (m, 3H), 7.32 (d, *J* = 8.8 Hz, 1H), 7.22 (d, *J* = 8.8 Hz, 2H), 7.10 – 6.92 (m, 4H), 6.84 – 6.67 (m, 2H), 5.93 (s, 2H), 4.39 – 4.25 (m, 2H), 4.04 – 3.87 (m, 2H), 2.48 (s, 3H, overlapped with DMSO), 2.38 – 1.99 (m, 3H), 0.60 – 0.01 (m, 4H).

Example 64: Synthesis of (S,E)-N-(3-(6-amino-7-(4-(3-fluorophenoxy)phenyl)-8-oxo-7*H*-purin-9(8*H*)-yl)phenyl)-N-methyl-4-(methyl(tetrahydrofuran-3-yl)amino)but-2-enamide (309**)**



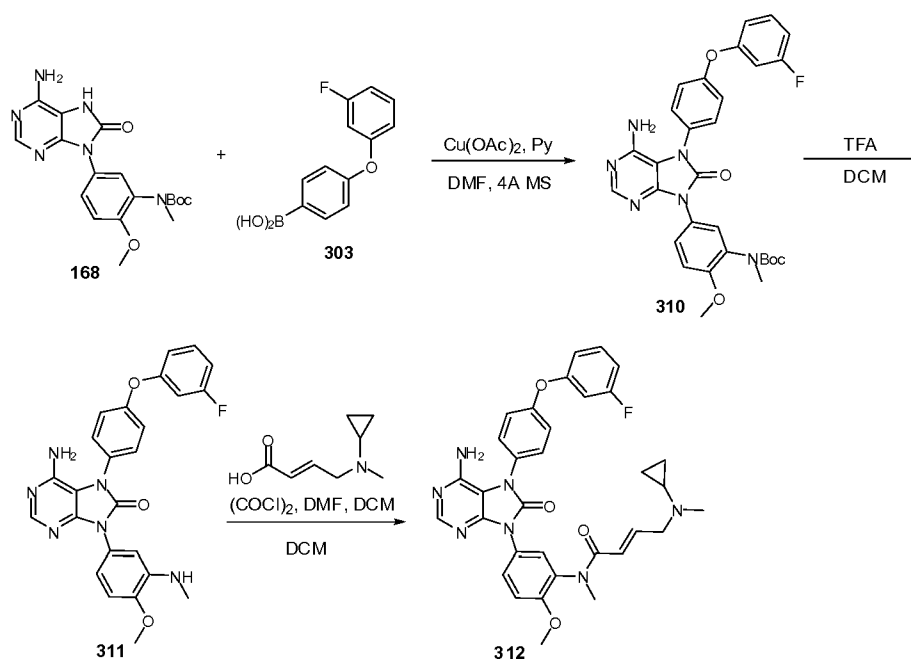
[00765] In a similar manner as described in Example 5, *tert*-butyl 3-(6-amino-7-(4-(3-fluorophenoxy)phenyl)-8-oxo-7*H*-purin-9(8*H*)-yl)phenyl (methyl)carbamate (**307**) (353 mg, 51%) was prepared as a brown oil from *tert*-butyl 3-(6-amino-8-oxo-7*H*-purin-9(8*H*)-yl)phenyl(methyl)carbamate (**24**) (459 mg) and 4-(3-fluorophenoxy)phenylboronic acid (**303**) (300 mg). LC-MS (ESI): *m/z* (M+1) 543.2.

[00766] In a similar manner as described in Example 5, 6-amino-7-(4-(3-fluorophenoxy)phenyl)-9-(3-(methylamino)phenyl)-7*H*-purin-8(9*H*)-one (**308**) (quant.) was prepared as a brown oil from *tert*-butyl 3-(6-amino-7-(4-(3-fluorophenoxy)phenyl)-8-oxo-7*H*-purin-9(8*H*)-yl)phenyl (methyl)carbamate (**307**) (118 mg). LC-MS (ESI): *m/z* (M+1) 443.2.

[00767] In a similar manner as described in Example 5, (S,E)-N-(3-(6-amino-7-(4-(3-fluorophenoxy)phenyl)-8-oxo-7*H*-purin-9(8*H*)-yl)phenyl)-N-methyl-4-(methyl(tetrahydrofuran-3-yl)amino)but-2-enamide (**309**) (13 mg, 9%) was prepared as a white solid starting from 6-

amino-7-(4-(3-fluorophenoxy)phenyl)-9-(3-(methylamino)phenyl)-7H-purin-8(9H)-one (**308**) (97 mg) and (*S,E*)-4-(methyl(tetrahydrofuran-3-yl)amino)but-2-enoic acid (81 mg) (**121**). LC-MS (ESI): m/z (M+1) 610.1. $^1\text{H NMR}$ (400 MHz, DMSO) δ 8.11 (s, 1H), 7.69 – 7.40 (m, 6H), 7.34 (d, $J = 8.0$ Hz, 1H), 7.22 (d, $J = 7.8$ Hz, 2H), 7.08 – 6.92 (m, 3H), 6.71 – 6.59 (m, 1H), 6.12 – 5.99 (m, 1H), 5.94 (s, 2H), 3.73 – 3.64 (m, 1H), 3.62 – 3.46 (m, 2H), 3.41 – 3.33 (m, 1H), 3.27 (s, 3H), 3.11 – 2.88 (m, 3H), 2.00 (s, 3H), 1.90 – 1.72 (m, 1H), 1.70 – 1.50 (m, 1H).

Example 65: Synthesis of (*E*)-*N*-(5-(6-amino-7-(4-(3-fluorophenoxy)phenyl)-8-oxo-7H-purin-9(8H)-yl)-2-methoxyphenyl)-4-(cyclopropyl(methyl)amino)-*N*-methylbut-2-enamide (312**)**



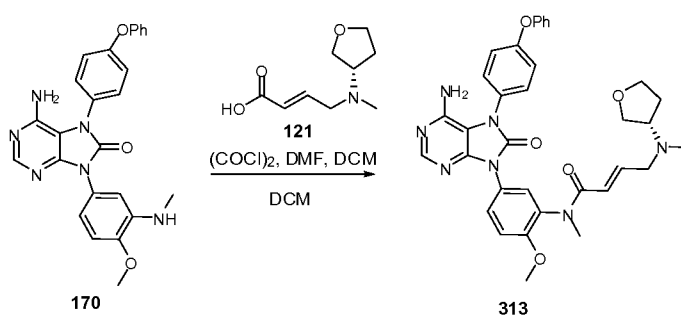
[00768] In a similar manner as described in Example 5, *tert*-butyl 5-(6-amino-7-(4-(3-fluorophenoxy)phenyl)-8-oxo-7H-purin-9(8H)-yl)-2-methoxyphenyl(methyl)carbamate (**310**) (263 mg, 36%) was prepared as a brown oil from *tert*-butyl 5-(6-amino-8-oxo-7H-purin-9(8H)-yl)-2-methoxyphenyl(methyl) carbamate (**168**) (500 mg) and 4-(3-fluorophenoxy)phenylboronic acid (**303**) (500 mg). LC-MS (ESI): m/z (M+1) 573.1.

[00769] In a similar manner as described in Example 5, 6-amino-7-(4-(3-fluorophenoxy)phenyl)-9-(4-methoxy-3-(methylamino)phenyl)-7H-purin-8(9H)-one (**311**) (217 mg, quant.) was prepared as a brown oil from *tert*-butyl 5-(6-amino-7-(4-(3-fluorophenoxy)phenyl)-8-oxo-7H-purin-9(8H)-yl)-2-methoxyphenyl(methyl)carbamate (**310**) (263 mg). LC-MS (ESI): m/z (M+1) 473.1.

[00770] In a similar manner as described in Example 5, (*E*)-*N*-(5-(6-amino-7-(4-(3-fluorophenoxy)phenyl)-8-oxo-7H-purin-9(8H)-yl)-2-methoxyphenyl)-4-(cyclopropyl(methyl)amino)-*N*-methylbut-2-enamide (**312**) (29 mg, 10%) was prepared as a

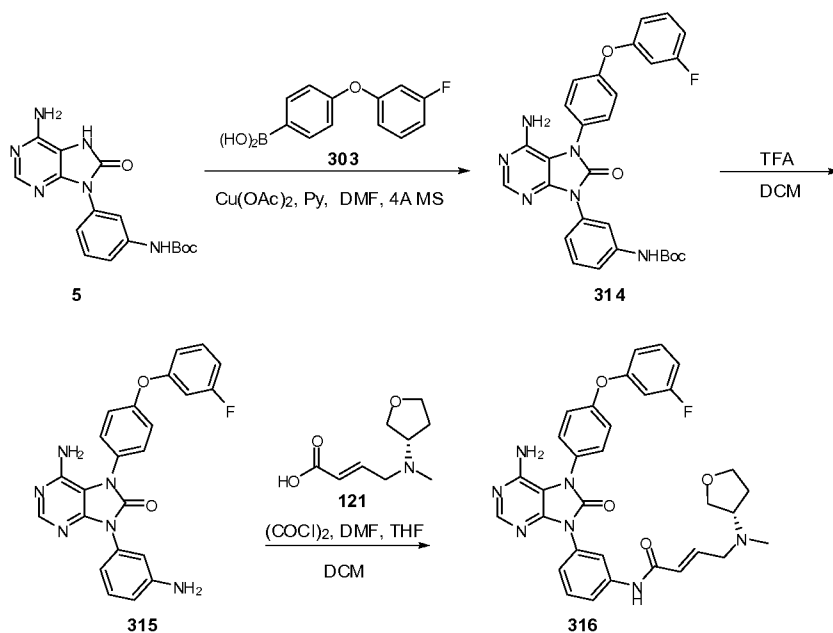
white solid starting from 6-amino-7-(4-(3-fluorophenoxy)phenyl)-9-(4-methoxy-3-(methylamino)phenyl)-7H-purin-8(9H)-one (**311**) (217 mg) and (*E*)-4-(cyclopropyl(methyl)amino)but-2-enoic acid hydrochloride salt (176 mg). LC-MS (ESI): m/z (M+1) 610.1. ^1H NMR (400 MHz, DMSO) δ 8.09 (s, 1H), 7.65 (d, $J = 8.7$ Hz, 1H), 7.59 – 7.37 (m, 4H), 7.30 (d, $J = 9.1$ Hz, 1H), 7.22 (d, $J = 8.8$ Hz, 2H), 7.10 – 6.91 (m, 3H), 6.70 – 6.56 (m, 1H), 5.91 (s, 2H), 5.81 (d, $J = 15.1$ Hz, 1H), 3.83 (s, 3H), 3.12 (s, 3H), 3.07 (d, $J = 6.5$ Hz, 2H), 2.10 (s, 3H), 1.64 – 1.50 (m, 1H), 0.31 (d, $J = 4.9$ Hz, 2H), 0.24 – 0.14 (m, 2H).

Example 66: Synthesis of (S,E)-N-(5-(6-amino-8-oxo-7-(4-phenoxyphenyl)-7H-purin-9(8H)-yl)-2-methoxyphenyl)-N-methyl-4-(methyl(tetrahydrofuran-3-yl)amino)but-2-enamide (313**)**



[00771] In a similar manner as described in Example 5, (S,E)-N-(5-(6-amino-8-oxo-7-(4-phenoxyphenyl)-7H-purin-9(8H)-yl)-2-methoxyphenyl)-N-methyl-4-(methyl(tetrahydrofuran-3-yl)amino)but-2-enamide (**313**) (8 mg, 3%) was prepared as a white solid starting from 6-amino-9-(4-methoxy-3-(methylamino)phenyl)-7-(4-phenoxyphenyl)-7H-purin-8(9H)-one (**170**) (200 mg) and (*S,E*)-4-(methyl(tetrahydrofuran-3-yl)amino)but-2-enoic acid (195 mg) (**121**). LC-MS (ESI): m/z (M+1) 622.1. ^1H NMR (400 MHz, DMSO) δ 8.09 (s, 1H), 7.69 – 7.61 (m, 1H), 7.57 – 7.52 (m, 1H), 7.51 – 7.38 (m, 4H), 7.30 (d, $J = 8.9$ Hz, 1H), 7.19 (d, $J = 7.4$ Hz, 1H), 7.17 – 7.11 (m, 4H), 6.67 – 6.54 (m, 1H), 5.90 – 5.75 (m, 3H), 3.83 (s, 3H), 3.75 – 3.64 (m, 1H), 3.62 – 3.43 (m, 2H), 3.42 – 3.31 (m, 1H), 3.12 (s, 3H), 3.04 – 2.84 (m, 3H), 1.98 (s, 3H), 1.86 – 1.73 (m, 1H), 1.70 – 1.51 (m, 1H).

Example 67: Synthesis of (S,E)-N-(3-(6-amino-7-(4-(3-fluorophenoxy)phenyl)-8-oxo-7H-purin-9(8H)-yl)phenyl)-4-(methyl(tetrahydrofuran-3-yl)amino)but-2-enamide (316)

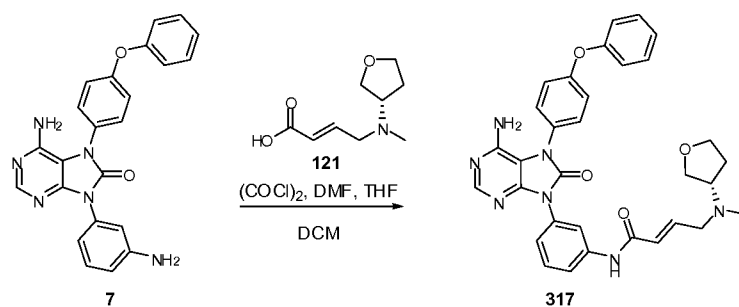


[00772] In a similar manner as described in Example 5, *tert*-butyl 3-(6-amino-7-(4-(3-fluorophenoxy)phenyl)-8-oxo-7H-purin-9(8H)-yl)phenylcarbamate (**314**) (650 mg, 65%) was prepared as a light yellow solid from *tert*-butyl 5-(6-amino-8-oxo-7H-purin-9(8H)-yl)-2-methoxyphenyl(methyl)carbamate (**5**) (650 mg) and 4-(3-fluorophenoxy)phenylboronic acid (**303**) (880 mg). LC-MS (ESI): m/z (M+1) 529.2.

[00773] In a similar manner as described in Example 5, 6-amino-9-(3-aminophenyl)-7-(4-(3-fluorophenoxy)phenyl)-7H-purin-8(9H)-one (**315**) (quant.) was prepared as a yellow oil from *tert*-butyl 3-(6-amino-7-(4-(3-fluorophenoxy)phenyl)-8-oxo-7H-purin-9(8H)-yl)phenylcarbamate (**314**) (650 mg). LC-MS (ESI): m/z (M+1) 429.2.

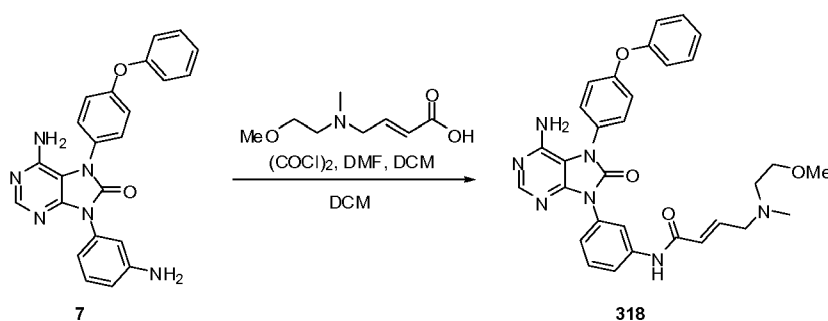
[00774] In a similar manner as described in Example 5, (S,E)-N-(3-(6-amino-7-(4-(3-fluorophenoxy)phenyl)-8-oxo-7H-purin-9(8H)-yl)phenyl)-4-(methyl(tetrahydrofuran-3-yl)amino)but-2-enamide (**316**) (21 mg, 15%) was prepared as a white solid starting from 6-amino-9-(3-aminophenyl)-7-(4-(3-fluorophenoxy)phenyl)-7H-purin-8(9H)-one (**315**) (100 mg) and (S,E)-4-(methyl(tetrahydrofuran-3-yl)amino)but-2-enoic acid (51 mg) (**121**). LC-MS (ESI): m/z (M+1) 596.1. ^1H NMR (400 MHz, DMSO) δ 10.28 (s, 1H), 8.10 (s, 1H), 8.01 (s, 1H), 7.67 (d, $J = 7.9$ Hz, 1H), 7.55 (d, $J = 8.6$ Hz, 2H), 7.48 – 7.40 (m, 2H), 7.31 (d, $J = 7.7$ Hz, 1H), 7.22 (d, $J = 8.6$ Hz, 2H), 7.15 – 6.88 (m, 3H), 6.79 – 6.72 (m, 1H), 6.29 (d, $J = 15.7$ Hz, 1H), 3.82 – 3.70 (m, 2H), 3.65 – 3.56 (m, 1H), 3.52 – 3.45 (m, 1H), 3.18 – 3.08 (m, 3H), 2.14 (s, 3H), 2.01 – 1.90 (m, 1H), 1.78 – 1.67 (m, 1H).

Example 68: Synthesis of (S,E)-N-(3-(6-amino-8-oxo-7-(4-phenoxyphenyl)-7H-purin-9(8H)-yl)phenyl)-4-(methyl(tetrahydrofuran-3-yl)amino)but-2-enamide (317)



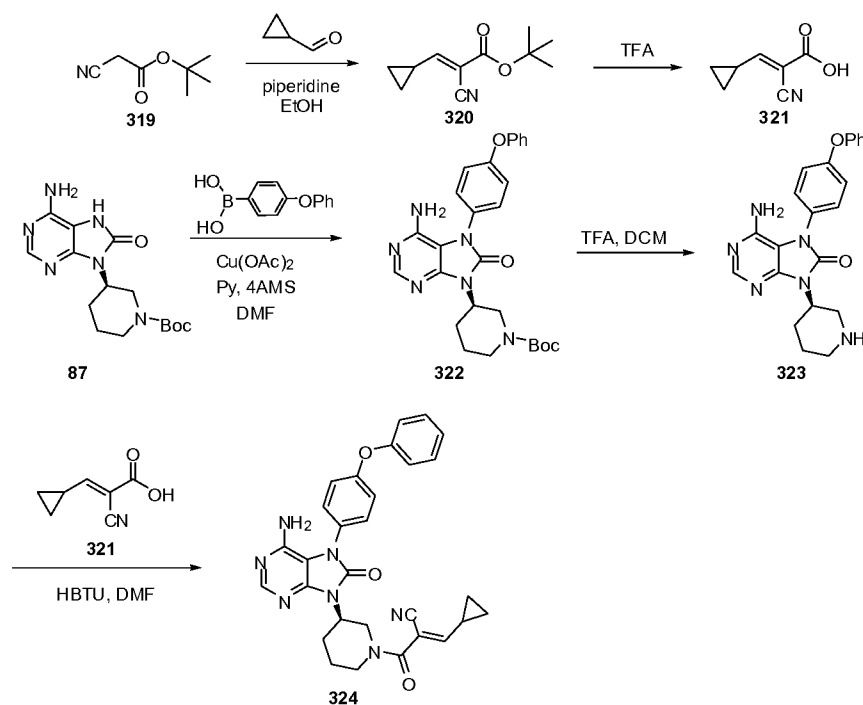
[00775] In a similar manner as described in Example 5, (*S,E*)-*N*-(3-(6-amino-8-oxo-7-(4-phenoxyphenyl)-7*H*-purin-9(8*H*)-yl)phenyl)-4-(methyl(tetrahydrofuran-3-yl)amino)but-2-enamide (**317**) (10 mg, 7%) was prepared as a white solid starting from 6-amino-9-(3-aminophenyl)-7-(4-phenoxyphenyl)-7*H*-purin-8(9*H*)-one (**7**) (100 mg) and (*S,E*)-4-(methyl(tetrahydrofuran-3-yl)amino)but-2-enoic acid (67 mg) (**121**). LC-MS (ESI): *m/z* (M+1) 578.1. ¹H NMR (400 MHz, DMSO) δ 10.26 (s, 1H), 8.09 (s, 1H), 8.00 (s, 1H), 7.71 – 7.61 (m, 1H), 7.56 – 7.35 (m, 5H), 7.34 – 7.25 (m, 1H), 7.23 – 7.02 (m, 5H), 6.79 – 6.70 (m, 1H), 6.28 (d, *J* = 16.1 Hz, 1H), 5.80 (s, 2H), 3.87 – 3.67 (m, 2H), 3.66 – 3.55 (m, 1H), 3.54 – 3.42 (m, 1H), 3.20 – 3.05 (m, 3H), 2.14 (s, 3H), 2.02 – 1.87 (m, 1H), 1.81 – 1.65 (m, 1H).

Example 69: Synthesis of (*E*)-*N*-(3-(6-amino-8-oxo-7-(4-phenoxyphenyl)-7*H*-purin-9(8*H*)-yl)phenyl)-4-((2-methoxyethyl)(methyl)amino)but-2-enamide (318**)**



[00776] In a similar manner as described in Example 5, (*E*)-*N*-(3-(6-amino-8-oxo-7-(4-phenoxyphenyl)-7*H*-purin-9(8*H*)-yl)phenyl)-4-((2-methoxyethyl)(methyl)amino)but-2-enamide (**318**) (36 mg, 27%) was prepared as a white solid starting from 6-amino-9-(3-aminophenyl)-7-(4-phenoxyphenyl)-7*H*-purin-8(9*H*)-one (**7**) (100 mg) and (*E*)-4-((2-methoxyethyl)(methyl)amino)but-2-enoic acid (62 mg). LC-MS (ESI): *m/z* (M+1) 566.1. ¹H NMR (400 MHz, DMSO) δ 10.29 (s, 1H), 8.10 (s, 1H), 8.00 (s, 1H), 7.68 (d, *J* = 8.3 Hz, 1H), 7.55 – 7.38 (m, 5H), 7.31 (d, *J* = 8.8 Hz, 1H), 7.23 – 7.08 (m, 5H), 6.74 (dt, *J* = 15.4, 6.0 Hz, 1H), 6.29 (d, *J* = 15.3 Hz, 1H), 5.82 (br, 2H), 3.44 (t, *J* = 5.7 Hz, 2H), 3.27 – 3.13 (m, 5H), 2.64 – 2.53 (m, 2H), 2.32 – 2.17 (m, 3H).

Example 70: Synthesis of (R,E)-2-(3-(6-amino-8-oxo-7-(4-phenoxyphenyl)-7H-purin-9(8H)-yl)piperidine-1-carbonyl)-3-cyclopropylacrylonitrile (324)



[00777] To a solution of cyclopropanecarbaldehyde (4 g, 57 mmol) in EtOH (50 mL) were added *tert*-butyl 2-cyanoacetate (**319**) (8.04 g, 57 mmol) and piperidine (628 mg, 7.4 mmol). The resulting mixture was stirred at 85°C for 2 hrs under N₂ atmosphere. The solvents were removed under vacuum and the residue was purified by flash chromatography (silica gel, 0 to 5% EA in PE) to provide (*E*)-*tert*-butyl 2-cyano-3-cyclopropylacrylate (**320**) (7.7 g, 100 %).

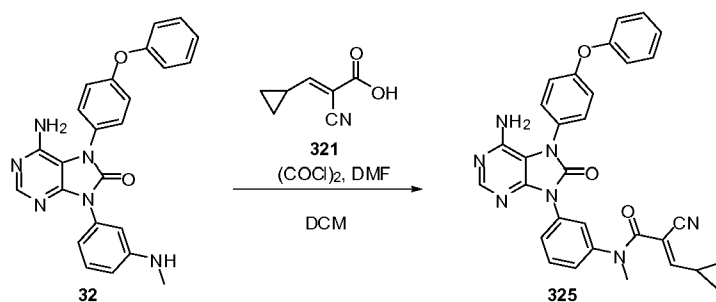
[00778] To a solution of (*E*)-*tert*-butyl 2-cyano-3-cyclopropylacrylate (**320**) (7.7 g, 40 mmol) in DCM (30 mL) was added TFA (30 mL). The resulting mixture was stirred at r.t. overnight. Excess TFA was removed under vacuum. The residue was triturated with H₂O/MeOH (10:1, 10 mL X 3). The white solid was collected by filtration and dried to provide (*E*)-2-cyano-3-cyclopropylacrylic acid (**321**) (3.7 g, 68 %). LC-MS (ESI): *m/z* (M-1) 136.0.

[00779] To a mixture of (*R*)-*tert*-butyl 3-(6-amino-8-oxo-7*H*-purin-9(8*H*)-yl)piperidine-1-carboxylate (**87**) (200 mg, 0.6 mmol) and 4A MS (300 mg) in dry DMF (8 mL) were added 4-phenoxyphenylboronic acid (384 mg, 1.8 mmol), Cu(OAc)₂ (110 mg, 0.6 mmol) and pyridine (284 μL, 3.6 mmol). The reaction mixture was heated at 37 °C for 5 h under an O₂ atmosphere, and filtered through a Celite pad. The filtrate was diluted with water (30 mL) and extracted with EtOAc (10 mL X 3). The combined organic layer was washed with water and brine, dried over Na₂SO₄, and concentrated. The residue was purified by column chromatography (silica gel, 0 to 5% methanol in methylene chloride) to give (*R*)-*tert*-butyl 3-(6-amino-8-oxo-7-(4-phenoxyphenyl)-7*H*-purin-9(8*H*)-yl)piperidine-1-carboxylate as a brown solid (**322**) (297 mg, 99.0%). LC-MS (ESI): *m/z* (M+1) 503.

[00780] To a solution of (*R*)-*tert*-butyl 3-(6-amino-8-oxo-7-(4-phenoxyphenyl)-7*H*-purin-9(8*H*)-yl)piperidine-1-carboxylate (**322**) (297 mg, 0.6 mmol) in DCM (8 mL) was added TFA (2 mL) dropwise. The reaction mixture was stirred at r.t. for 1 h and then concentrated. The residue was purified by column chromatography (silica gel, 0 to 5% methanol in methylene chloride (0.3% Et₃N)) to give (*R*)-6-amino-7-(4-phenoxyphenyl)-9-(piperidin-3-yl)-7*H*-purin-8(9*H*)-one as a yellow solid (**323**) (227 mg, 95.4%). LC-MS (ESI): *m/z* (M+1) 403.

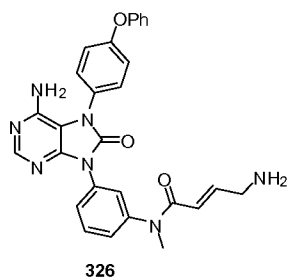
[00781] In a similar manner as described in Example 21, (*R,E*)-2-(3-(6-amino-8-oxo-7-(4-phenoxyphenyl)-7*H*-purin-9(8*H*)-yl)piperidine-1-carbonyl)-3-cyclopropylacrylonitrile (**324**) (13 mg, 11% yield) was prepared as a white solid starting from (*R*)-3-(4-phenoxyphenyl)-1-(piperidin-3-yl)-1*H*-pyrazolo[3,4-*d*]pyrimidin-4-amine (**323**) (95 mg) and (*E*)-2-cyano-3-cyclopropylacrylic acid (**321**) (49 mg). LC-MS (ESI): *m/z* (M+1) 522.1. ¹H NMR (400 MHz, DMSO) δ 8.12 (s, 1H), 7.50 – 7.35 (m, 4H), 7.26 – 7.04 (m, 5H), 6.70 – 6.55 (m, 1H), 5.77 (s, 2H), 4.64 – 3.39 (m, 4H), 2.70 – 2.51 (m, 1H), 2.02 – 1.46 (m, 5H), 1.19 – 1.09 (m, 2H), 0.97 – 0.85 (m, 2H).

Example 71: Synthesis of (*E*)-*N*-(3-(6-amino-8-oxo-7-(4-phenoxyphenyl)-7*H*-purin-9(8*H*)-yl)phenyl)-2-cyano-3-cyclopropyl-*N*-methylacrylamide (325**)**



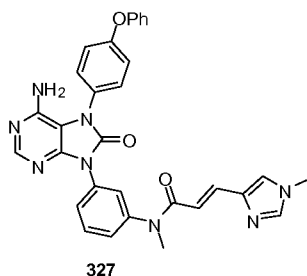
[00782] In a similar manner as described in Example 5, (*E*)-*N*-(3-(6-amino-8-oxo-7-(4-phenoxyphenyl)-7*H*-purin-9(8*H*)-yl)phenyl)-2-cyano-3-cyclopropyl-*N*-methylacrylamide (**325**) (29 mg, 15%) was prepared as a white solid starting from 6-amino-9-(3-(methylamino)phenyl)-7-(4-phenoxyphenyl)-7*H*-purin-8(9*H*)-one (**32**) (150 mg) and (*E*)-2-cyano-3-cyclopropylacrylic acid (86 mg) (**121**). LC-MS (ESI): *m/z* (M+1) 544.0. ¹H NMR (400 MHz, DMSO) δ 8.12 (s, 1H), 7.80 – 7.55 (m, 3H), 7.53 – 7.30 (m, 5H), 7.25 – 7.02 (m, 5H), 6.55 (d, *J* = 11.2 Hz, 1H), 5.89 (br, 2H), 3.34 (s, 3H), 1.82 – 1.62 (m, 1H), 1.13 – 1.03 (m, 2H), 0.80 – 0.68 (m, 2H).

Example 72: Synthesis of (E)-4-amino-N-(3-(6-amino-8-oxo-7-(4-phenoxyphenyl)-7H-purin-9(8H)-yl)phenyl)-N-methylbut-2-enamide (326)



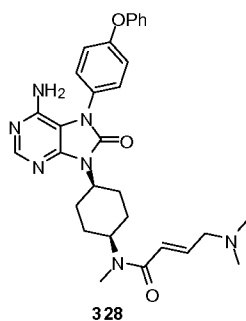
[00783] (E)-4-amino-N-(3-(6-amino-8-oxo-7-(4-phenoxyphenyl)-7H-purin-9(8H)-yl)phenyl)-N-methylbut-2-enamide (**326**) was prepared in a similar manner as described in the procedures above. LC-MS (ESI): m/z (M+1) 508.1.

Example 73: Synthesis of (E)-N-(3-(6-amino-8-oxo-7-(4-phenoxyphenyl)-7H-purin-9(8H)-yl)phenyl)-N-methyl-3-(1-methyl-1H-imidazol-4-yl)acrylamide (327)



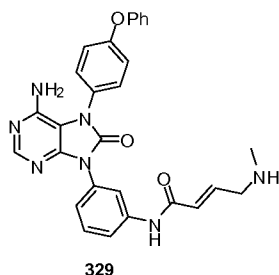
[00784] (E)-N-(3-(6-amino-8-oxo-7-(4-phenoxyphenyl)-7H-purin-9(8H)-yl)phenyl)-N-methyl-3-(1-methyl-1H-imidazol-4-yl)acrylamide (**327**) was prepared in a similar manner as described in the procedures above. LC-MS (ESI): m/z (M+1) 559.1.

Example 74: Synthesis of (E)-N-((1s,4s)-4-(6-amino-8-oxo-7-(4-phenoxyphenyl)-7H-purin-9(8H)-yl)cyclohexyl)-4-(dimethylamino)-N-methylbut-2-enamide (328)



[00785] (E)-N-((1s,4s)-4-(6-amino-8-oxo-7-(4-phenoxyphenyl)-7H-purin-9(8H)-yl)cyclohexyl)-4-(dimethylamino)-N-methylbut-2-enamide (**328**) was prepared in a similar manner as described in the procedures above. LC-MS (ESI): m/z (M+1) 542.1.

Example 75: Synthesis of (E)-N-(3-(6-amino-8-oxo-7-(4-phenoxyphenyl)-7H-purin-9(8H)-yl)phenyl)-4-(methylamino)but-2-enamide (329)



(E)-N-(3-(6-amino-8-oxo-7-(4-phenoxyphenyl)-7H-purin-9(8H)-yl)phenyl)-4-(methylamino)but-2-enamide (**329**) was prepared in a similar manner as described in the procedures above. LC-MS (ESI): m/z (M+1) 508.1.

Example 76a: Btk *in vitro* Inhibitory Activity (method A)

TR-FRET assay

[00786] The Btk IC_{50} s of compounds disclosed herein is determined in both a cellular kinase assay and in a cellular functional assay of BCR-induced calcium flux as described below.

[00787] Btk kinase activity is determined using a time-resolved fluorescence resonance energy transfer (TR-FRET) methodology. Measurements are performed in a reaction volume of 50 μ L using 96-well assay plates. Kinase enzyme, inhibitor, ATP (at the K_m for the kinase), and 1 μ M peptide substrate (Biotin-AVLESEEELYSSARQ-NH₂) are incubated in a reaction buffer composed of 20 mM Tris, 50 mM NaCl, MgCl₂ (5-25 mM depending on the kinase), MnCl₂ (0-10 mM), 1 mM DTT, 0.1 mM EDTA, 0.01% bovine serum albumin, 0.005% Tween-20, and 10% DMSO at pH 7.4 for one hour. The reaction is quenched by the addition of 1.2 equivalents of EDTA (relative to divalent cation) in 25 μ L of 1x Lance buffer (Perkin-Elmer). Streptavidin-APC (Perkin-Elmer) and Eu-labeled p-Tyr100 antibody (Perkin-Elmer) in 1x Lance buffer are added in a 25 μ L volume to give final concentrations of 100 nM and 2.5 nM, respectively, and the mixture is allowed to incubate for one hour. The TR-FRET signal is measured on a multimode plate reader with an excitation wavelength (λ_{Ex}) of 330 nm and detection wavelengths (λ_{Em}) of 615 and 665 nm. Activity is determined by the ratio of the fluorescence at 665 nm to that at 615 nm. For each compound, enzyme activity is measured at various concentrations of compound. Negative control reactions are performed in the absence of inhibitor in replicates of six, and two no-enzyme controls are used to determine baseline fluorescence levels. Inhibition constants, K_i (app), were obtained using the program BatchK_i (Kuzmic *et al.* (2000), *Anal. Biochem.* 286:45-50). IC_{50} s are obtained according to the equation:

[00788] $IC_{50} = \{K_i(\text{app}) / (1 + [\text{ATP}] / K_m^{\text{ATP}})\} + [E]_{\text{total}} / 2;$

[00789] For all kinases, $[\text{ATP}] = K_m^{\text{ATP}}$, $[\text{Btk}]_{\text{total}} = 0.5$ nM and $[\text{Lck}]_{\text{total}} = 6$ nM.

Example 76b: Btk *in vitro* Inhibitory Activity (method B)

[00790] Kinase activity is measured *in vitro* using electrophoretic mobility shift assay. The kinase reactions are assembled in a total volume of 25 μ L in 384 well plates. The reactions comprise: BTK enzyme (1nM, N-terminal His6-tagged, recombinant, full-length, human BTK purified from baculovirus Sf21 insect cell system), inhibitor, ATP (16 μ M, the apparent K_m for the kinase), fluorescently labeled peptide substrate (1 μ M, FAM-GEEPLYWSFPAKKK-NH2) in a reaction buffer composed of 100 mM HEPES, pH7.5, 5 mM $MgCl_2$ 1 mM DTT, 0.1% bovine serum albumin, 0.01% Triton X-100, and 1% DMSO. The reaction is incubated for one hour and is quenched by the addition of 45 μ L of termination buffer (100 mM HEPES, pH7.5, 0.01% Triton X-100, 30 mM EDTA). The terminated reactions are analyzed using 12 channel LabChip® 3000 microfluidic detection instrument (Caliper Life Sciences). The enzymatic phosphorylation of the peptide results in a change in net charge, enabling electrophoretic separation of product from substrate peptide. As substrate and product peptides are separated, two peaks of fluorescence are observed. Change in the relative fluorescence intensity of the substrate and product peaks is the parameter measured, reflecting enzyme activity. In the presence of an inhibitor, the ratio between product and substrate is altered: the signal of the product decreases, while the signal of the substrate increases.

[00791] Activity in each sample is determined as the product to sum ratio (PSR): $P/(S+P)$, where P is the peak height of the product peptide and S is the peak height of the substrate peptide. For each compound, enzyme activity is measured at various concentrations (12 concentrations of compound spaced by 3x dilution intervals). Negative control samples (0%- inhibition in the absence of inhibitor) and positive control samples (100%-inhibition, in the presence of 20 mM EDTA) are assembled in replicates of four and are used to calculate %-inhibition values for each inhibitor at each concentration. Percent inhibition (P_{inh}) is determined using following equation:

[00792] $P_{inh} = (PSR_{0\%} - PSR_{inh}) / (PSR_{0\%} - PSR_{100\%}) * 100$, where PSR_{inh} is the product sum ratio in the presence of inhibitor, $PSR_{0\%}$ is the average product sum ration in the absence of inhibitor and $PSR_{100\%}$ is the average product sum ratio in 100%-inhibition control samples;

[00793] The IC50 values of inhibitors are determined by 4 parameter sigmoidal dose-response model fitting of the inhibition curves (P_{inh} versus inhibitor concentration) using XLfit 4 software.

Example 76c: Btk *in vitro* Inhibitory Activity (method C)

[00794] Human Btk kinase (Genbank accession # NP_000052) was purified from insect cells as a full-length construct containing a N-terminal 6X-His tag. Btk kinase activity was determined using a radiometric filter binding assay. Measurements are performed in a low μ L reaction

volume 384-well assay plates. BTK enzyme (8 nM final in reaction), inhibitor (at requested doses), and 0.2 mg/mL peptide substrate (Poly-Glu-Tyr, 4:1 ratio) are incubated in a reaction buffer composed of 20 mM Hepes (pH 7.5), 10 mM MgCl₂, 1 mM EGTA, 0.02% Brij35, 0.02 mg/ml BSA, 0.1 mM Na₃VO₄, 2 mM DTT, 1% DMSO for 15 min. followed by addition of 1 μM ATP to start the assay. Kinase reactions are carried out for 120 min. at RT. The reaction was stopped by spotting of reaction sample onto P81 cationic exchange paper (Whatman). Unbound phosphate was removed by extensive washing of filters in 0.75% Phosphoric acid. After subtraction of background derived from control reactions containing inactive enzyme (via addition of saturating EDTA), kinase activity data for each dose of compound tested was expressed as the percent of remaining kinase activity in test samples compared to vehicle (dimethyl sulfoxide) reactions. IC₅₀ values and curve fits were obtained using Prism (GraphPad Software).

[00795] The degree of inhibition of a panel of kinases is determined using one of the methods outlined in Example 76a, 76b and 76c.

[00796]

Compound	BTK IC50	EGFR IC50	LCK IC50
8	A	A	B
9	A	A	B
10	A	A	B
11	A	A	A
14	A	C	C
17	A	C	C
27	A	D	D
30	A	D	D
33	A	B	C
34	A	B	C
35	A	--	--
43	A	C	B
44	A	C	B
45	A	C	B
48	B	D	C
49	B	D	C
50	B	D	C
51	A	B	C
54	A	C	C
55	A	C	C

63	A	C	B
64	A	C	B
67	B	D	C
75	A	C	B
76	A		
77	A		
78	A		
81	A	D	C
82	A		
90	A		
93	A		
104	B	D	D
112	A	C	C
116	A		
118	A	B	B
123	A	C	C
129	A	C	C
134	A	B	C
147	A	D	D
151	A	C	C
161	A	B	C
171	A	C	C
181	B		
191	B	D	D
201	A	C	C
211	A	B	C
224	A	C	C
229	A	A	C
234	A	C	C
239	A	C	D
244	A	C	D
247	B	C	C
255	A	B	B
263	A		
269	A		
274	A		
280	B		

285	A	C	C
290	A	C	C
295	A	D	D
298	A	B	C
301	A	B	C
306	A	B	C
309	A	C	C
312	A	D	D
313	A	C	C
316	A	B	C
317	A	B	B
318	A	A	B
324	A	B	B
325	A	B	B
326	B		
327	B	C	C
328	A	A	A
329	A	A	B

IC₅₀: A <100 nM; 100 nM ≤ B ≤ 1 μM; 1 μM < C ≤ 10 μM; D >10 μM; -- = no data

Example 77: Pharmaceutical Compositions

[00797] The compositions described below are presented with a compound of Formula (I), (Ia), (Ib), (II), (IIa), (IIb), (III), (IIIa), (IIIb), or (IIIc) for illustrative purposes.

Example 77a: Parenteral Composition

[00798] To prepare a parenteral pharmaceutical composition suitable for administration by injection, 100 mg of a water-soluble salt of a compound of Formula (I), (Ia), (Ib), (II), (IIa), (IIb), (III), (IIIa), (IIIb), or (IIIc) is dissolved in DMSO and then mixed with 10 mL of 0.9% sterile saline. The mixture is incorporated into a dosage unit form suitable for administration by injection.

Example 77b: Oral Composition

[00799] To prepare a pharmaceutical composition for oral delivery, 100 mg of a compound of Formula (I), (Ia), (Ib), (II), (IIa), (IIb), (III), (IIIa), (IIIb), or (IIIc) is mixed with 750 mg of starch. The mixture is incorporated into an oral dosage unit for, such as a hard gelatin capsule, which is suitable for oral administration.

Example 77c: Sublingual (Hard Lozenge) Composition

[00800] To prepare a pharmaceutical composition for buccal delivery, such as a hard lozenge, mix 100 mg of a compound of Formula (I), (Ia), (Ib), (II), (IIa), (IIb), (III), (IIIa), (IIIb), or

(IIIc), with 420 mg of powdered sugar mixed, with 1.6 mL of light corn syrup, 2.4 mL distilled water, and 0.42 mL mint extract. The mixture is gently blended and poured into a mold to form a lozenge suitable for buccal administration.

Example 77d: Inhalation Composition

[00801] To prepare a pharmaceutical composition for inhalation delivery, 20 mg of a compound of Formula (I), (Ia), (Ib), (II), (IIa), (IIb), (III), (IIIa), (IIIb), or (IIIc) is mixed with 50 mg of anhydrous citric acid and 100 mL of 0.9% sodium chloride solution. The mixture is incorporated into an inhalation delivery unit, such as a nebulizer, which is suitable for inhalation administration.

Example 77e: Rectal Gel Composition

[00802] To prepare a pharmaceutical composition for rectal delivery, 100 mg of a compound of Formula (I), (Ia), (Ib), (II), (IIa), (IIb), (III), (IIIa), (IIIb), or (IIIc) is mixed with 2.5 g of methylcellulose (1500 mPa), 100 mg of methylparapen, 5 g of glycerin and 100 mL of purified water. The resulting gel mixture is then incorporated into rectal delivery units, such as syringes, which are suitable for rectal administration.

Example 77f: Topical Gel Composition

[00803] To prepare a pharmaceutical topical gel composition, 100 mg of a compound of Formula (I), (Ia), (Ib), (II), (IIa), (IIb), (III), (IIIa), (IIIb), or (IIIc) is mixed with 1.75 g of hydroxypropyl cellulose, 10 mL of propylene glycol, 10 mL of isopropyl myristate and 100 mL of purified alcohol USP. The resulting gel mixture is then incorporated into containers, such as tubes, which are suitable for topical administration.

Example 77g: Ophthalmic Solution Composition

[00804] To prepare a pharmaceutical ophthalmic solution composition, 100 mg of a compound of Formula (I), (Ia), (Ib), (II), (IIa), (IIb), (III), (IIIa), (IIIb), or (IIIc) is mixed with 0.9 g of NaCl in 100 mL of purified water and filtered using a 0.2 micron filter. The resulting isotonic solution is then incorporated into ophthalmic delivery units, such as eye drop containers, which are suitable for ophthalmic administration.

Example 78: Clinical Trial of a Compound of Formula (I), (Ia), (Ib), (II), (IIa), (IIb), (III), (IIIa), (IIIb), or (IIIc) and Combination Chemotherapy in Treating Older Patients With Previously Untreated B-Cell Lymphoma

[00805] The purpose of this study is to determine how well giving a compound of Formula (I), (Ia), (Ib), (II), (IIa), (IIb), (III), (IIIa), (IIIb), or (IIIc) together with combination chemotherapy works in treating older patients with previously untreated B cell lymphoma.

Criteria

DISEASE CHARACTERISTICS:

- Histological diagnosis of aggressive B-cell lymphoma
- Previously untreated disease
- Stage I-IV disease
- CD20-positive disease
- Any International Prognostic Index (IPI) score
- No secondary lymphoma after prior chemotherapy or radiotherapy
- No primary CNS lymphoma
- No primary gastrointestinal (MALT) lymphoma

PATIENT CHARACTERISTICS:

- ECOG performance status 0-2
- Life expectancy ≥ 3 months
- AST and ALT ≤ 3 times normal unless related to lymphoma
- Bilirubin ≤ 2 mg/dL unless related to lymphoma
- Creatinine ≤ 2 times normal unless related to lymphoma
- Fertile patients must use effective contraception
- No known allergic reactions against foreign proteins
- No active infections requiring systemically administered antibiotics or antiviral medications
- No noncompensated heart failure
- No dilatative cardiomyopathy
- No coronary heart disease with ST-segment depression in ECG
- No myocardial infarction during the past 6 months
- No chronic lung disease with hypoxemia
- No severe noncompensated hypertension
- No severe noncompensated diabetes mellitus
- No clinical signs of cerebral dysfunction
- No severe psychiatric disease
- No known HIV infection
- No active chronic hepatitis B or C infection
- No other concurrent diseases that exclude the administration of therapy as outlined by the study protocol
- More than 12 weeks since prior clinical trial participation
- No prior participation in this study

- No prior therapy, including murine antibody, for this cancer
- No prior organ transplantation
- No concurrent response-adapted radiotherapy ("iceberg radiotherapy")
- No other concurrent anticancer chemotherapy or other study medication

Study Design

Ages Eligible for Study: 61 Years to 80 Years

Genders Eligible for Study: Both

Accepts Healthy Volunteers: No

All patients undergo the following treatment.

- Prephase treatment: Patients receive vincristine subcutaneously on day -6 and oral prednisone on days -6 to 0.
- Immunochemotherapy and radiotherapy: Patients receive CHOP chemotherapy comprising cyclophosphamide IV over 15 minutes, doxorubicin hydrochloride IV, and vincristine IV on day 1 and oral prednisone once daily on days 1-5. Patients also receive pegfilgrastim subcutaneously on days 4, 18, and 32. Treatment with CHOP chemotherapy repeats every 14 days for up to 6 courses in the absence of disease progression or unacceptable toxicity. Patients who show no response after course 4 of CHOP chemotherapy proceed to salvage chemotherapy off study.

Patients are evaluated 2-4 weeks after completion of CHOP. Patients with initial bulky disease (i.e., diameter ≥ 7.5 cm) or extranodal involvement AND achieving complete remission (CR), unconfirmed CR (CRu), or partial remission undergo radiotherapy 5 days a week for 4 weeks. Patients who do not achieve CR or CRu 2 months after completion of radiotherapy proceed to salvage chemotherapy off study.

Patients are then stratified according to center, International Prognostic Index (1-2 vs 3-5), disease involvement (bulky vs extranodal vs bulky and/or extranodal), age (61-70 years old vs 71-80 years old), and gender. Patients are randomized to 1 of 2 treatment arms.

- Arm I: Patients receive compound of Formula (I), (Ia), (Ib), (II), (IIa), (IIb), (III), (IIIa), (IIIb), or (IIIc) at 500 mg once daily for 105 days.
- Arm II (pharmacokinetic-based dose of compound of Formula (I), (Ia), (Ib), (II), (IIa), (IIb), (III), (IIIa), (IIIb), or (IIIc)) at 500 mg once daily for 35 days.

Some patients undergo blood sample collection periodically during and after treatment for pharmacokinetic studies.

After completion of study treatment, patients are followed every 3 months for 2 years, every 6 months for 3 years, and then once a year thereafter.

Primary Outcome Measures

- Pharmacokinetics (in first 20 patients of each cohort with a distinct variation of the compound of Formula (I), (Ia), (Ib), (II), (IIa), (IIb), (III), (IIIa), (IIIb), or (IIIc) schedule)
- Safety and treatment related deaths at 3 months after study completion
- Toxicity assessed by NCI criteria, adverse events, serious adverse events, protocol adherence, and treatment-related deaths at 3 months after study completion

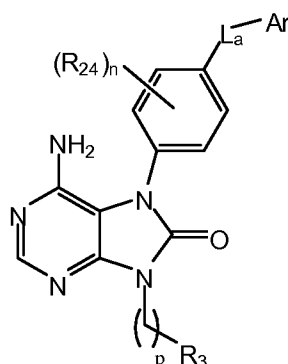
Secondary Outcome Measures

- Time to treatment failure assessed at 2 years within the study and periodically thereafter
- Complete response rate assessed at 2 years within the study and periodically thereafter
- Progression rate
- Survival time
- Progression-free survival

[00806] It is understood that the examples and embodiments described herein are for illustrative purposes only and that various modifications or changes in light thereof will be suggested to persons skilled in the art and are to be included within the spirit and purview of this application and scope of the appended claims. All publications, patents, and patent applications cited herein are hereby incorporated by reference in their entirety for all purposes.

WHAT IS CLAIMED IS:

1. A compound of Formula (I) having the structure:



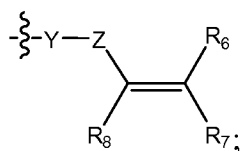
Formula (I);

wherein:

L_a is a bond, $-CH_2-$, $-CH(OH)-$, $-C(O)-$, $-CH_2O-$, $-OCH_2-$, $-SCH_2-$, $-CH_2S-$, $-N(R_{21})-$, $-N(R_{21})C(O)-$, $-C(O)N(R_{21})-$, $-N(R_{21})C(O)N(R_{21})-$, $-O-$, $-S-$, $-S(O)-$, $-S(O)_2-$, $-N(R_{21})S(O)_2-$, or $-S(O)_2N(R_{21})-$;

Ar is a substituted or unsubstituted cycloalkyl, substituted or unsubstituted heterocycloalkyl, substituted or unsubstituted aryl, or a substituted or unsubstituted heteroaryl;

R_3 is optionally substituted C_3-C_6 alkyl, substituted cycloalkyl, optionally substituted aryl, optionally substituted heteroaryl, $-(C=O)C_1-C_6$ alkyl, $-(C=O)OR_4$, $-(C=O)NR_4R_4$, $-(C=O)SR_4$, $-G-X$, or



$-(C=O)NR_4R_4$, $-(C=O)SR_4$, $-G-X$, or

G is optionally substituted heterocycloalkyl, optionally substituted aryl, or optionally substituted heteroaryl;

X is optionally substituted cycloalkyl; optionally substituted heterocycloalkyl; optionally substituted aryl, optionally substituted heteroaryl, $-OR_4$, $-SR_4$, or $-NR_4R_4$;

each R_4 is each independently H , C_1-C_6 alkyl, C_1-C_6 heteroalkyl, C_3-C_6 cycloalkyl, or C_2-C_6 heterocycloalkyl;

Y is an optionally substituted group selected from among alkyl, heteroalkyl, cycloalkyl, aryl, and heteroaryl;

Z is $C(=O)$, $OC(=O)$, $N(R_{21})C(=O)$, $C(=S)$, $S(=O)_x$, $OS(=O)_x$, or $N(R_{21})S(=O)_x$, where x is 1 or 2;

each R_{24} is each independently halogen, $-CN$, $-NO_2$, $-OH$, $-OCF_3$, $-OCH_2F$, $-OCF_2H$, $-CF_3$, $-SR_{21}$, $-N(R_{21})S(=O)_2R_{23}$, $-S(=O)_2N(R_{21})(R_{22})$, $-S(=O)R_{23}$, $-S(=O)_2R_{23}$, $-C(=O)R_{23}$, $-OC(=O)R_{23}$, $-CO_2R_{21}$, $-N(R_{21})(R_{22})$, $-C(=O)N(R_{21})(R_{22})$, $-$

$N(R_{21})C(=O)R_{23}$, $-N(R_{21})C(=O)OR_{22}$, $-N(R_{21})C(=O)N(R_{21})(R_{22})$, substituted or unsubstituted alkyl, substituted or unsubstituted alkoxy, substituted or unsubstituted heteroalkyl, substituted or unsubstituted heterocycloalkyl, or substituted or unsubstituted cycloalkyl;

R_{21} and R_{22} are each independently H, substituted or unsubstituted C_1 - C_6 alkyl, or substituted or unsubstituted C_3 - C_8 cycloalkyl;

R_{23} is each independently substituted or unsubstituted C_1 - C_6 alkyl, or substituted or unsubstituted C_3 - C_8 cycloalkyl;

n is 0-4;

p is 0-2;

R_6 is H, or L-J-W;

R_7 and R_8 are independently H or L-J-W; or R_7 and R_8 taken together form a bond;

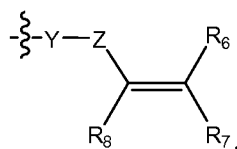
L and J are each independently a bond, substituted or unsubstituted C_1 - C_6 alkylene, substituted or unsubstituted C_3 - C_6 cycloalkylene, substituted or unsubstituted C_1 - C_6 heteroalkylene, substituted or unsubstituted C_2 - C_7 heterocycloalkylene, substituted or unsubstituted C_6 - C_{12} arylene, substituted or unsubstituted C_3 - C_{12} heteroarylene, $-CO-$, $-O-$, or $-S-$;

W is H, halogen, $-CN$, or $NR_{25}R_{26}$;

R_{25} and R_{26} are each independently H, substituted or unsubstituted C_1 - C_6 alkyl, substituted or unsubstituted C_3 - C_6 cycloalkyl, substituted or unsubstituted C_1 - C_6 heteroalkyl, substituted or unsubstituted C_2 - C_7 heterocycloalkyl, substituted or unsubstituted C_6 - C_{12} aryl, or substituted or unsubstituted C_3 - C_{12} heteroaryl; or R_{25} and R_{26} together with the nitrogen to which they are attached form a heterocycloalkyl ring;

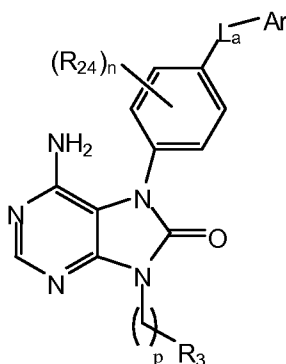
or a pharmaceutically acceptable salt thereof.

- The compound of claim 1, wherein L_a is $-O-$, or $-OCH_2-$.
- The compound of claim 2, wherein Ar is phenyl.



- The compound of claim 3, wherein R_3 is
- The compound of claim 4, wherein Z is $C(=O)$, $NHC(=O)$, $N(CH_3)C(=O)$, or $S(=O)_2$.
- The compound of claim 5, wherein R_6 , R_7 , and R_8 are H.
- The compound of claim 5, wherein R_6 is H; R_8 is $-CN$; and R_7 is L-J-W.
- The compound of claim 7, wherein R_7 is C_3 - C_6 cycloalkyl, C_6 - C_{12} aryl, or C_3 - C_{12} heteroaryl.
- The compound of claim 8, wherein R_7 is cyclopropyl or phenyl.

10. The compound of claim 5, wherein R_6 and R_8 are H; and R_7 is L-J-W.
11. The compound of claim 10, wherein L is a bond, substituted or unsubstituted C_1-C_6 alkylene, or substituted or unsubstituted C_3-C_6 cycloalkylene; and J is a bond, substituted or unsubstituted C_1-C_6 alkylene, substituted or unsubstituted C_3-C_6 cycloalkylene, substituted or unsubstituted C_1-C_6 heteroalkylene, substituted or unsubstituted C_2-C_7 heterocycloalkylene, substituted or unsubstituted C_6-C_{12} arylene, or substituted or unsubstituted C_3-C_{12} heteroarylene.
12. The compound of claim 11, wherein L is a bond; J is $-CH_2-$; and W is $NR_{25}R_{26}$.
13. The compound of claim 12, wherein R_{25} is H, substituted or unsubstituted C_1-C_6 alkyl, or substituted or unsubstituted C_3-C_6 cycloalkyl; and R_{26} is substituted or unsubstituted C_1-C_6 alkyl, substituted or unsubstituted C_3-C_6 cycloalkyl, substituted or unsubstituted C_1-C_6 heteroalkyl, substituted or unsubstituted C_2-C_7 heterocycloalkyl, substituted or unsubstituted C_6-C_{12} aryl, or substituted or unsubstituted C_3-C_{12} heteroaryl.
14. A compound of Formula (II) having the structure:

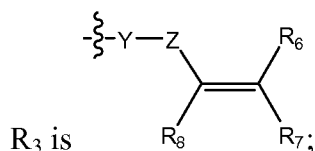


Formula (II);

wherein:

L_a is a bond, $-CH_2-$, $-CH(OH)-$, $-C(O)-$, $-CH_2O-$, $-OCH_2-$, $-SCH_2-$, $-CH_2S-$, $-N(R_{21})-$, $-N(R_{21})C(O)-$, $-C(O)N(R_{21})-$, $-N(R_{21})C(O)N(R_{21})-$, $-O-$, $-S-$, $-S(O)-$, $-S(O)_2-$, $-N(R_{21})S(O)_2-$, or $-S(O)_2N(R_{21})-$;

Ar is a substituted or unsubstituted cycloalkyl, substituted or unsubstituted heterocycloalkyl, substituted or unsubstituted aryl, or a substituted or unsubstituted heteroaryl;



Y is an optionally substituted heterocycloalkyl;

Z is $C(=O)$, $OC(=O)$, $N(R_{21})C(=O)$, $C(=S)$, $S(=O)_x$, $OS(=O)_x$, or $N(R_{21})S(=O)_x$, where x is 1 or 2;

each R_{24} is each independently halogen, -CN, -NO₂, -OH, -OCF₃, -OCH₂F, -OCF₂H, -CF₃, -SR₂₁, -N(R₂₁)S(=O)₂R₂₃, -S(=O)₂N(R₂₁)(R₂₂), -S(=O)R₂₃, -S(=O)₂R₂₃, -C(=O)R₂₃, -OC(=O)R₂₃, -CO₂R₂₁, -N(R₂₁)(R₂₂), -C(=O)N(R₂₁)(R₂₂), -N(R₂₁)C(=O)R₂₃, -N(R₂₁)C(=O)OR₂₂, -N(R₂₁)C(=O)N(R₂₁)(R₂₂), substituted or unsubstituted alkyl, substituted or unsubstituted alkoxy, substituted or unsubstituted heteroalkyl, substituted or unsubstituted heterocycloalkyl, or substituted or unsubstituted cycloalkyl;

R_{21} and R_{22} are each independently H, substituted or unsubstituted C₁-C₆alkyl, or substituted or unsubstituted C₃-C₈cycloalkyl;

R_{23} is each independently substituted or unsubstituted C₁-C₆alkyl, or substituted or unsubstituted C₃-C₈cycloalkyl;

n is 0-4;

p is 0-2;

R_6 and R_8 are independently H or L-J, and R_7 is T-W; or

R_6 and R_7 are independently H or L-J, and R_8 is T-W; or

R_7 and R_8 are independently H or L-J, and R_6 is T-W; or

R_7 and R_8 taken together form a bond, and R_6 is T-W;

L is a bond, substituted or unsubstituted C₁-C₆ alkylene, substituted or unsubstituted C₃-C₆ cycloalkylene, substituted or unsubstituted C₁-C₆ heteroalkylene, substituted or unsubstituted C₂-C₇ heterocycloalkylene, substituted or unsubstituted C₆-C₁₂ arylene, substituted or unsubstituted C₃-C₁₂ heteroarylene, -CO-, -O-, or -S-;

J is substituted or unsubstituted C₁-C₆ alkyl, substituted or unsubstituted C₃-C₆ cycloalkyl, substituted or unsubstituted C₁-C₆ heteroalkyl, substituted or unsubstituted C₂-C₇ heterocycloalkyl, substituted or unsubstituted C₆-C₁₂ aryl, NR₂₇R₂₈, or substituted or unsubstituted C₃-C₁₂ heteroaryl;

T is a bond, substituted or unsubstituted C₁-C₆ alkylene, substituted or unsubstituted C₃-C₆ cycloalkylene, substituted or unsubstituted C₁-C₆ heteroalkylene, substituted or unsubstituted C₂-C₇ heterocycloalkylene, substituted or unsubstituted C₆-C₁₂ arylene, substituted or unsubstituted C₃-C₁₂ heteroarylene, or -S-;

W is NR₂₅R₂₆, -CN, substituted or unsubstituted C₃-C₆cycloalkyl, or substituted or unsubstituted C-linked C₂-C₇heterocycloalkyl, substituted or unsubstituted C₆-C₁₂ aryl, or substituted or unsubstituted C₃-C₁₂ heteroaryl;

R_{25} is H, substituted or unsubstituted C₁-C₆ alkyl, substituted or unsubstituted C₃-C₆ cycloalkyl, substituted or unsubstituted C₁-C₆ heteroalkyl, substituted or

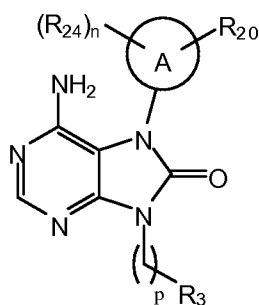
unsubstituted C₂-C₇ heterocycloalkyl, substituted or unsubstituted C₆-C₁₂ aryl, or substituted or unsubstituted C₃-C₁₂ heteroaryl;

R₂₆ is substituted or unsubstituted C₃-C₆ cycloalkyl, substituted or unsubstituted C₁-C₆ heteroalkyl, substituted or unsubstituted C₂-C₇ heterocycloalkyl, substituted or unsubstituted C₆-C₁₂ aryl, or substituted or unsubstituted C₃-C₁₂ heteroaryl;

R₂₇ and R₂₈ are each independently H, substituted or unsubstituted C₁-C₆ alkyl, substituted or unsubstituted C₃-C₆ cycloalkyl, substituted or unsubstituted C₁-C₆ heteroalkyl, substituted or unsubstituted C₂-C₇ heterocycloalkyl, substituted or unsubstituted C₆-C₁₂ aryl, or substituted or unsubstituted C₃-C₁₂ heteroaryl; or R₂₇ and R₂₈ together with the nitrogen to which they are attached form a heterocycloalkyl ring;

or a pharmaceutically acceptable salt thereof.

15. The compound of claim 14, wherein L_a is -O-.
16. The compound of claim 15, wherein Ar is phenyl.
17. The compound of claim 16, wherein Z is C(=O), NHC(=O), N(CH₃)C(=O), or S(=O)₂.
18. The compound of claim 17, wherein R₆ is H; R₈ is -CN; and R₇ is L-J.
19. The compound of claim 18, wherein R₇ is C₃-C₆ cycloalkyl, C₆-C₁₂ aryl, or C₃-C₁₂ heteroaryl.
20. The compound of claim 19, wherein R₇ is cyclopropyl or phenyl.
21. The compound of claim 17, wherein R₆ and R₈ are H; and R₇ is T-W.
22. The compound of claim 21, wherein T is a bond, substituted or unsubstituted C₁-C₆ alkylene, or substituted or unsubstituted C₃-C₆ cycloalkylene.
23. The compound of claim 22, wherein T is -CH₂-; and W is NR₂₅R₂₆.
24. The compound of claim 23, wherein R₂₅ is H, substituted or unsubstituted C₁-C₆ alkyl, substituted or unsubstituted C₃-C₆ cycloalkyl; and R₂₆ is substituted or unsubstituted C₃-C₆ cycloalkyl, substituted or unsubstituted C₁-C₆ heteroalkyl, substituted or unsubstituted C₂-C₇ heterocycloalkyl, substituted or unsubstituted C₆-C₁₂ aryl, or substituted or unsubstituted C₃-C₁₂ heteroaryl.
25. The compound of claim 24, wherein R₂₅ is -CH₃; and R₂₆ is substituted or unsubstituted C₃-C₆ cycloalkyl.
26. A compound of Formula (III) having the structure:



Formula (III);

wherein:

A is aryl, heteroaryl, cycloalkyl, or heterocycloalkyl;

R₂₀ is H, halogen, -CN, -CF₃, -NO₂, -OH, substituted or unsubstituted C₁-C₆alkyl, -N(R₂₁)C(=O)R₂₃, -C(=O)N(R₂₁)(R₂₂), -O-(C₁-C₆alkyl), -O-alkylene-OR₂₁, -CO₂H, -O-alkylene-CO₂H, -O-alkylene-C(=O)N(R₂₁)(R₂₂), or -N(R₂₁)C(=O)N(R₂₁)(R₂₂);

each R₂₁ is independently H, substituted or unsubstituted C₁-C₆alkyl, or substituted or unsubstituted C₃-C₈cycloalkyl;

each R₂₂ is independently H, substituted or unsubstituted C₁-C₆alkyl, or substituted or unsubstituted C₃-C₈cycloalkyl;

each R₂₃ is independently substituted or unsubstituted C₁-C₆alkyl, or substituted or unsubstituted C₃-C₈cycloalkyl;

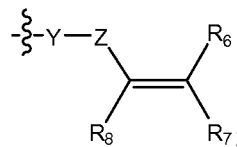
each R₂₄ is each independently halogen, -CN, -NO₂, -OH, -OCF₃, -OCH₂F, -OCF₂H, -CF₃, -SR₂₁, -N(R₂₁)S(=O)₂R₂₃, -S(=O)₂N(R₂₁)(R₂₂), -S(=O)R₂₃, -S(=O)₂R₂₃, -C(=O)R₂₃, -OC(=O)R₂₃, -CO₂R₂₁, -N(R₂₁)(R₂₂), -C(=O)N(R₂₁)(R₂₂), -N(R₂₁)C(=O)R₂₃, -N(R₂₁)C(=O)OR₂₂, -N(R₂₁)C(=O)N(R₂₁)(R₂₂), substituted or unsubstituted alkyl, substituted or unsubstituted alkoxy, substituted or unsubstituted heteroalkyl, substituted or unsubstituted heterocycloalkyl, or substituted or unsubstituted cycloalkyl;

p is 0-2;

n is 0-4;

R₃ is optionally substituted alkyl, optionally substituted cycloalkyl, optionally substituted heterocycloalkyl, optionally substituted aryl, optionally substituted heteroaryl, -(C=O)C₁-C₆

alkyl, -(C=O)OR₄, -(C=O)NR₄R₄, -(C=O)SR₄, -G-X, or



G is optionally substituted heterocycloalkyl, optionally substituted aryl, or optionally substituted heteroaryl;

X is optionally substituted cycloalkyl; optionally substituted heterocycloalkyl; optionally substituted aryl, optionally substituted heteroaryl, -OR₄, -SR₄, or -NR₄R₄;

each R_4 is each independently H, C_1 - C_6 alkyl, C_2 - C_6 heteroalkyl, C_3 - C_6 cycloalkyl, or C_2 - C_6 heterocycloalkyl;

Y is an optionally substituted group selected from among alkyl, heteroalkyl, cycloalkyl, heterocycloalkyl, aryl, and heteroaryl;

Z is $C(=O)$, $OC(=O)$, $N(R_{21})C(=O)$, $C(=S)$, $S(=O)_x$, $OS(=O)_x$, or $N(R_{21})S(=O)_x$, where x is 1 or 2;

R_6 is H or L-J-W;

R_7 and R_8 are independently H or L-J-W; or R_7 and R_8 taken together form a bond;

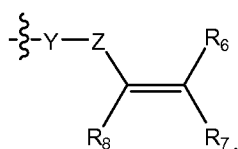
L and J are each independently a bond, substituted or unsubstituted C_1 - C_6 alkylene, substituted or unsubstituted C_3 - C_6 cycloalkylene, substituted or unsubstituted C_1 - C_6 heteroalkylene, substituted or unsubstituted C_2 - C_7 heterocycloalkylene, substituted or unsubstituted C_6 - C_{12} arylene, substituted or unsubstituted C_3 - C_{12} heteroarylene, $-CO-$, $-O-$, or $-S-$;

W is H, $-CN$, or $NR_{25}R_{26}$;

R_{25} and R_{26} are each independently H, substituted or unsubstituted C_1 - C_6 alkyl, substituted or unsubstituted C_3 - C_6 cycloalkyl, substituted or unsubstituted C_1 - C_6 heteroalkyl, substituted or unsubstituted C_2 - C_7 heterocycloalkyl, substituted or unsubstituted C_6 - C_{12} aryl, or substituted or unsubstituted C_3 - C_{12} heteroaryl; or R_{25} and R_{26} together with the nitrogen to which they are attached form a heterocycloalkyl ring;

or a pharmaceutically acceptable salt thereof.

27. The compound of claim 26, wherein A is phenyl.



28. The compound of claim 27, wherein R_3 is

29. The compound of claim 28, wherein Z is $C(=O)$, $NHC(=O)$, $N(CH_3)C(=O)$, or $S(=O)_2$.

30. The compound of claim 29, wherein R_6 , R_7 , and R_8 are H.

31. The compound of claim 29, wherein R_6 is H; R_8 is $-CN$; and R_7 is L-J-W.

32. The compound of claim 31, wherein R_7 is C_3 - C_6 cycloalkyl, C_6 - C_{12} aryl, or C_3 - C_{12} heteroaryl.

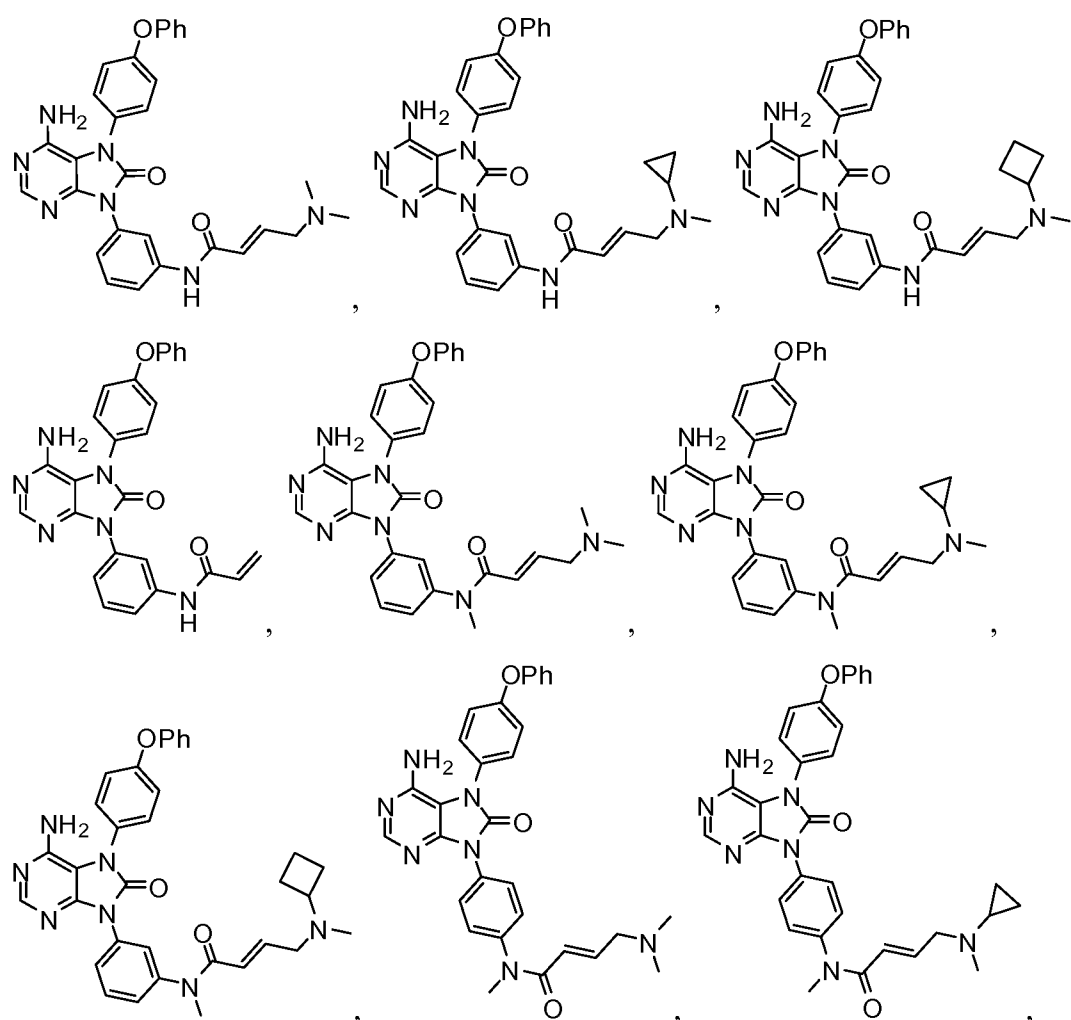
33. The compound of claim 32, wherein R_7 is cyclopropyl or phenyl.

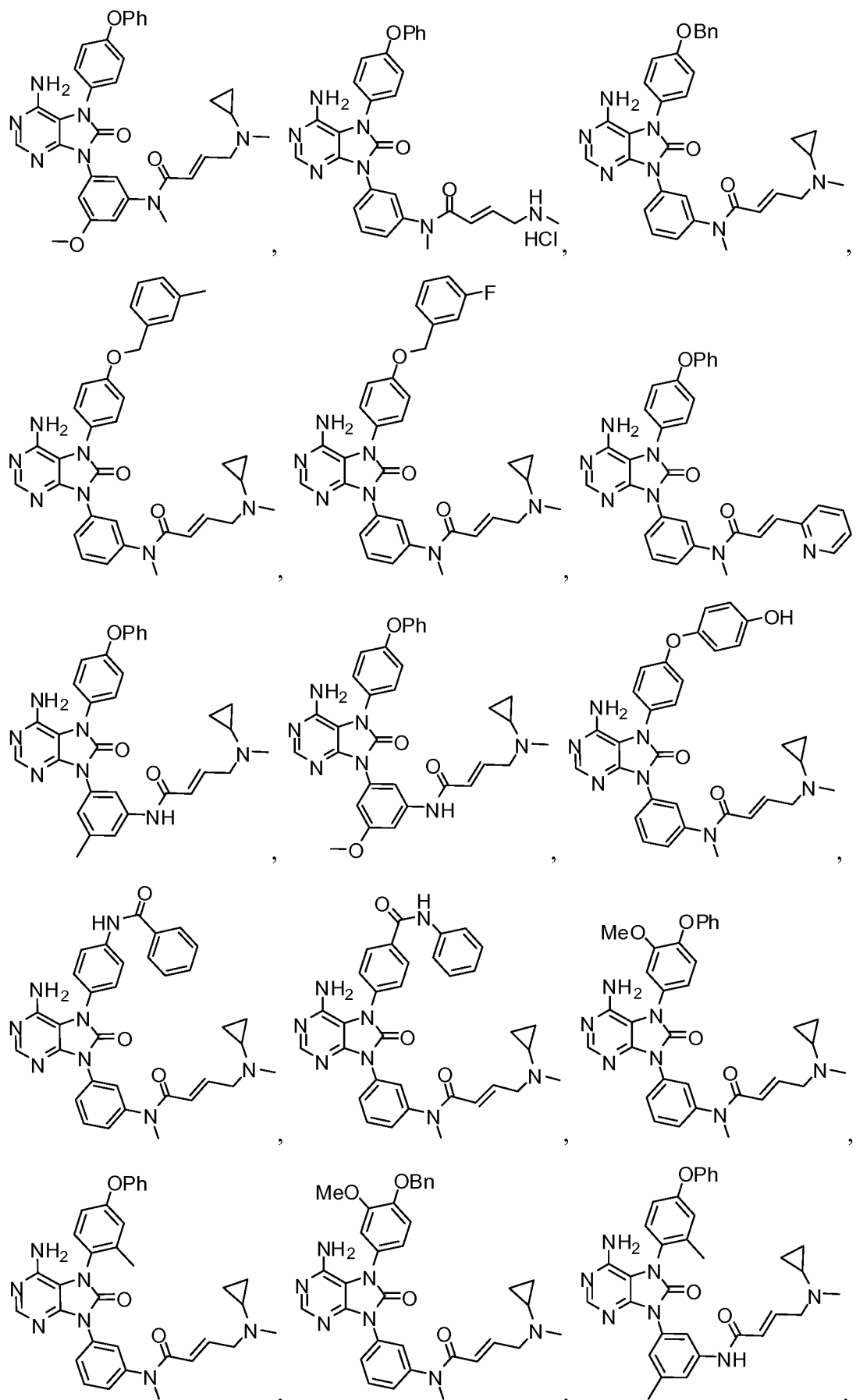
34. The compound of claim 29, wherein R_6 and R_8 are H; and R_7 is L-J-W.

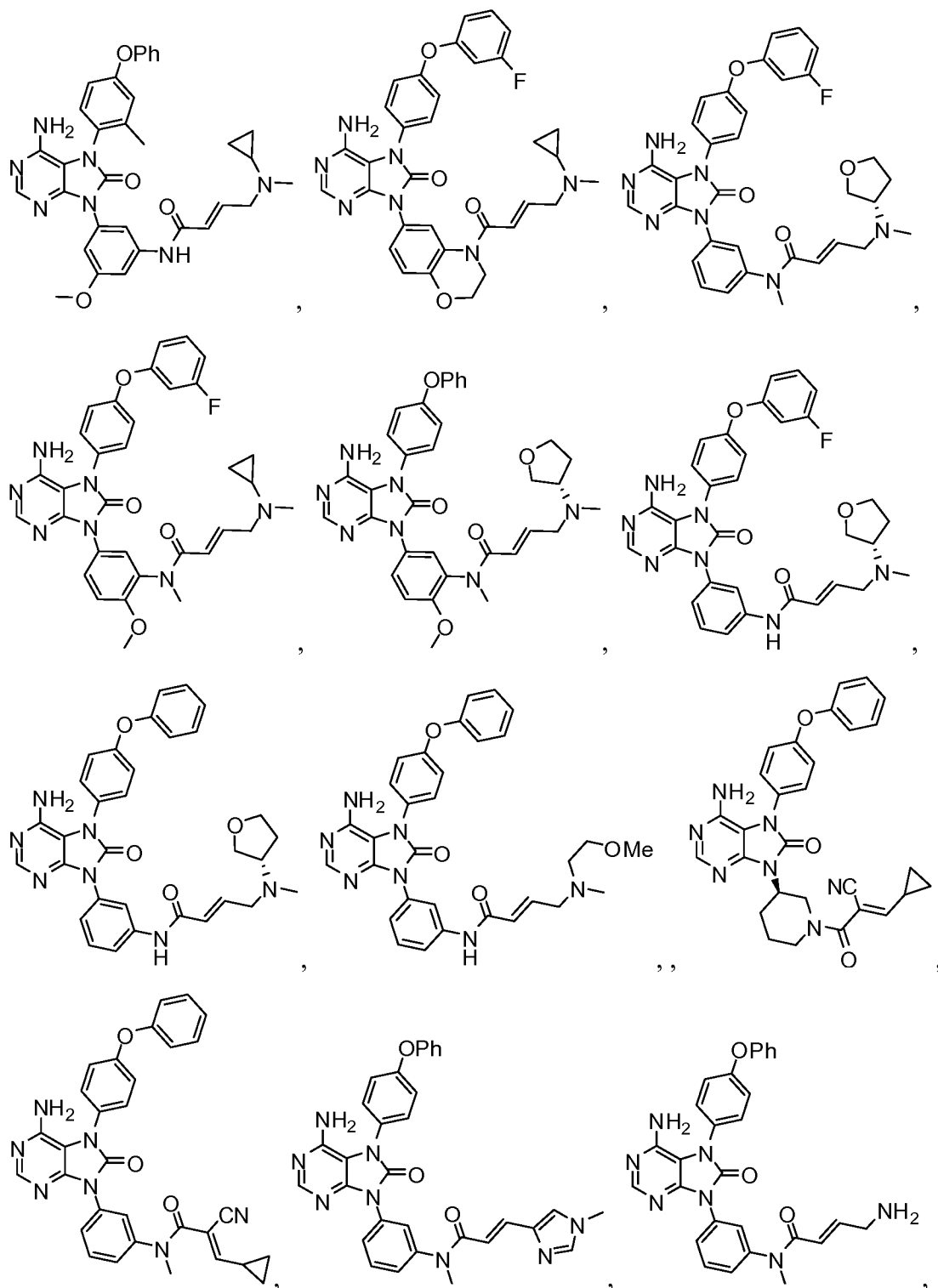
35. The compound of claim 34, wherein L is a bond, substituted or unsubstituted C_1 - C_6 alkylene, or substituted or unsubstituted C_3 - C_6 cycloalkylene; and J is a bond, substituted or unsubstituted C_1 - C_6 alkylene, substituted or unsubstituted C_3 - C_6 cycloalkylene, substituted or unsubstituted C_1 - C_6 heteroalkylene, substituted or unsubstituted C_2 - C_7

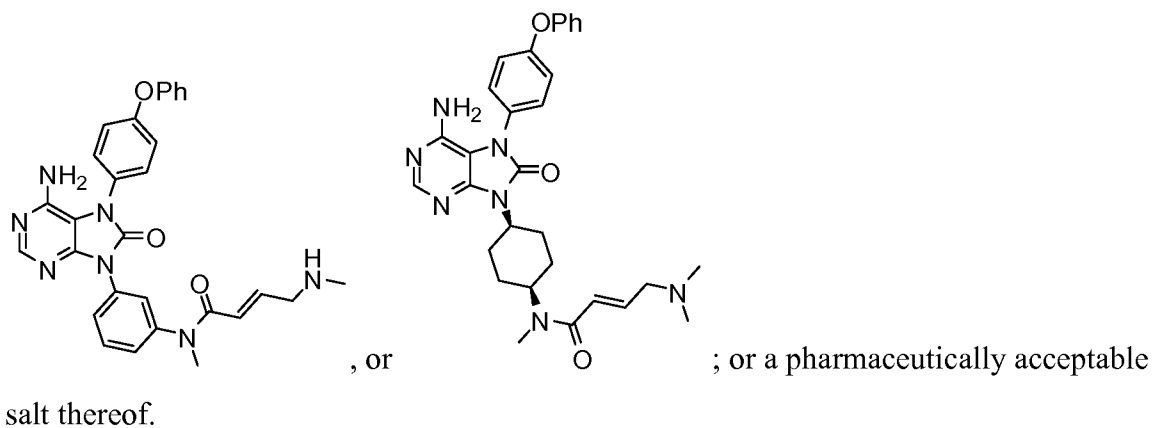
heterocycloalkylene, substituted or unsubstituted C₆-C₁₂ arylene, or substituted or unsubstituted C₃-C₁₂ heteroarylene.

36. The compound of claim 35, wherein L is a bond; J is -CH₂-; and W is NR₂₅R₂₆.
37. The compound of claim 36, wherein R₂₅ is H, substituted or unsubstituted C₁-C₆ alkyl, or substituted or unsubstituted C₃-C₆ cycloalkyl; and R₂₆ is substituted or unsubstituted C₁-C₆ alkyl, substituted or unsubstituted C₃-C₆ cycloalkyl, substituted or unsubstituted C₁-C₆ heteroalkyl, substituted or unsubstituted C₂-C₇ heterocycloalkyl, substituted or unsubstituted C₆-C₁₂ aryl, or substituted or unsubstituted C₃-C₁₂ heteroaryl.
38. The compound of claim 37, wherein R₂₀ is H, halogen, -CN, -CF₃, or substituted or unsubstituted C₁-C₆alkyl.
39. A compound having the structure:

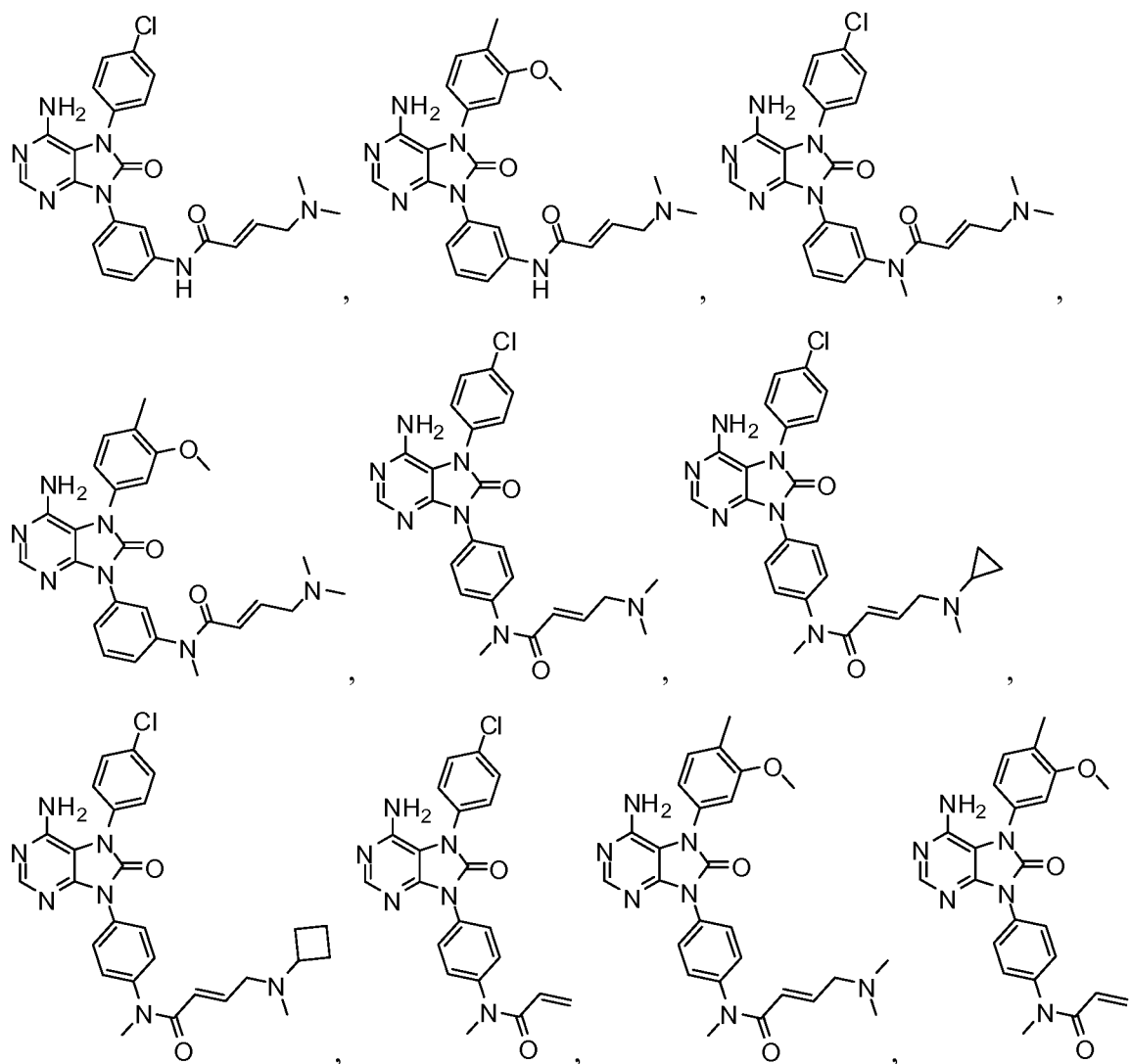


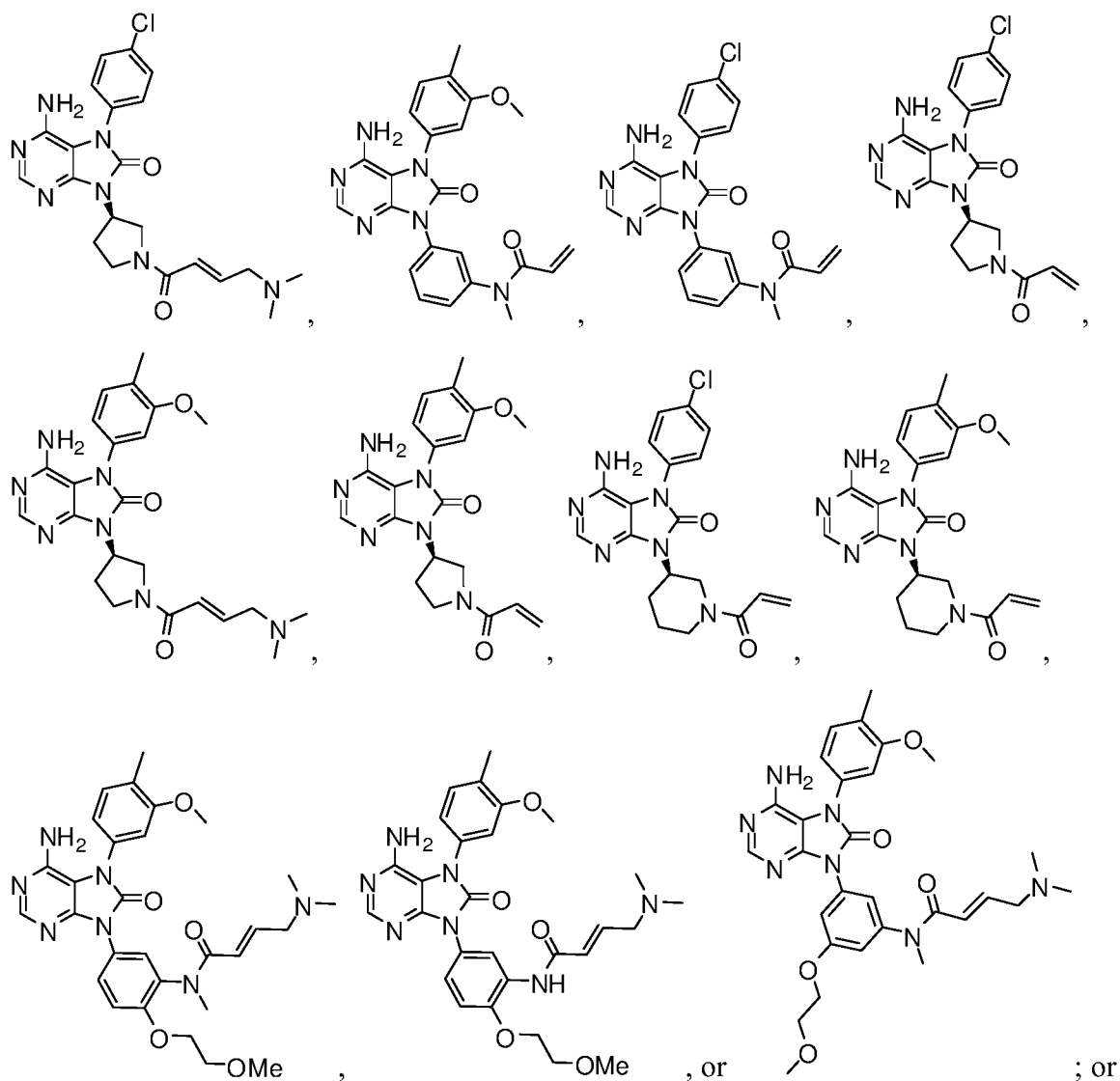






40. A compound having the structure:





a pharmaceutically acceptable salt thereof.

41. A pharmaceutical composition comprising a therapeutically effective amount of a compound of claim 1, or a pharmaceutically acceptable salt, pharmaceutically acceptable solvate, or pharmaceutically acceptable prodrug thereof, and a pharmaceutically acceptable excipient.

Pharmacyclics LLC

Patent Attorneys for the Applicant/Nominated Person

SPRUSON & FERGUSON