

(19) **DANMARK**



Patent- og
Varemærkestyrelsen

(12)

Oversættelse af europæisk patentskrift

(10) **DK/EP 2609159 T3**

-
- (51) Int.Cl.: **C 09 C 1/02 (2006.01)** **C 04 B 14/28 (2006.01)** **C 04 B 20/10 (2006.01)**
C 04 B 28/02 (2006.01)
- (45) Oversættelsen bekendtgjort den: **2022-01-03**
- (80) Dato for Den Europæiske Patentmyndigheds bekendtgørelse om meddelelse af patentet: **2021-11-03**
- (86) Europæisk ansøgning nr.: **11768097.5**
- (86) Europæisk indleveringsdag: **2011-08-23**
- (87) Den europæiske ansøgnings publiceringsdag: **2013-07-03**
- (86) International ansøgning nr.: **IB2011001927**
- (87) Internationalt publikationsnr.: **WO2012025813**
- (30) Prioritet: **2010-08-24 EP 10008803** **2010-11-17 US 414508 P**
- (84) Designerede stater: **AL AT BE BG CH CY CZ DE DK EE ES FI FR GB GR HR HU IE IS IT LI LT LU LV MC MK MT NL NO PL PT RO RS SE SI SK SM TR**
- (73) Patenthaver: **Omya International AG, Baslerstrasse 42, 4665 Oftringen, Schweiz**
- (72) Opfinder: **SKOVBY, Michael, , 8706 Meilen, Schweiz**
GONNON, Pascal, , F-01480 Villeneuve, Frankrig
- (74) Fuldmægtig i Danmark: **Plougmann Vingtoft A/S, Strandvejen 70, 2900 Hellerup, Danmark**
- (54) Benævnelse: **FREMGANGSMÅDE TIL FREMSTILLINGEN AF CEMENT-, MØRTEL-, BETONSAMMENSÆTNINGER INDEHOLDENDE ET CALCIUMCARBONAT-BASERET FYLDSTOF (FOR)-BEHANDLET MED ET SUPERPLASTIFICERINGSMIDDEL**
- (56) Fremdragne publikationer:
WO-A1-01/58994
WO-A1-2007/057510
WO-A1-2008/068322
EL BARRAK, MAHER, ET AL.: "Self-compacting concrete paste constituents: Hierarchical classification of their influence on flow properties of the paste", CEMENT & CONCRETE COMPOSITES, vol. 31, no. 1, 1 January 2009 (2009-01-01), pages 12-21, XP002615495,
NUNES, S. ET AL.: "Interaction diagrams to assess SCC mortars for different cement types", CONSTRUCTION AND BUILDING MATERIALS, vol. 23, 1 March 2009 (2009-03-01), pages 1401-1412, XP002615496,
MIKANOVIC, N. & JOLICOEUR, C.: "Influence of superplasticizers on the rheology and stability of limestone and cement pastes", CEMENT & CONCRETE RESEARCH, vol. 38, no. 907, 919, 1 July 2008 (2008-07-01), XP002615497,
None

DESCRIPTION

TECHNICAL FIELD OF THE INVENTION

[0001] The invention relates to a process for producing mortar or concrete compositions containing at least one particulate mineral of the calcium carbonate(s) type as a filler treated with a superplasticizer.

BACKGROUND

[0002] It is reminded that a cement system composition is a system comprising cement particles, mixing water, filler(s), various optional and usual additives such as air entrainment agents, setting retarders, setting accelerators and the like, and any such routine additives as well known to the skilled man.

[0003] A mortar composition **additionally** contains an inert aggregate material, usually a sand.

[0004] A concrete composition **still additionally** contains gravel.

[0005] The above is abundantly known and common knowledge.

[0006] As a matter of simplicity, and also because the invention relates to the use of additives adapted to improve or "upgrade" the properties of any of those three compositions, the terms "cement systems" (or "compositions") will be used in the following to encompass ANY of the above three main kinds of compositions or systems, that is a cement, cementitious, hydraulic binder, mortar or concrete composition or system. The skilled man will be able to appreciate if the system is a cement, a mortar or a concrete composition in view of the presence, or the absence, of sand and/or gravel. This simplification is made possible since sand and gravel are inert materials, and therefore do not noticeably interfere with the invention.

[0007] It is also pointed out that, even if, in the following, an information is provided regarding "cement systems" for example, it ALSO applies *mutatis mutandis* to any of the four other kinds of systems. The only difference between the systems being the presence, or not, of sand and/or gravel.

[0008] In such compositions, fluidifier(s) is/are often used.

[0009] In that domain, the EP 0 663 892 to CHRYSO is certainly the most relevant document, which discloses fluidifier polymers for mineral suspensions with no hydraulic setting, or hydraulic binders slurries.

[0010] Cited applications are paper coating, paints, and synthetic resins or rubber compositions.

[0011] According to the said prior art, it was known to add fluidifiers in mineral, particular suspensions to lower their viscosity, and, especially for paper applications, this leads to high mineral concentrations, a better workability, and this reduces the drying energy. For example, this is used in connection with suspensions of calcium carbonate.

[0012] It is also known to add such fluidifiers to cement slurries, with the purpose this time of reducing their water content and to obtain a "cement" composition with a more dense structure after setting.

[0013] Encountered problems are: the influence of electrolytes, which reduces the fluidifying effect and forces to increase the amount of fluidifier (with an increase in cost), as well as, for "cement", the need not to negatively alter the setting characteristics of the composition not its final properties.

[0014] Some well-known fluidifiers are superplastifiers or plastifiers.

[0015] In that domain, the EP 0 663 892 to CHRYSO is relevant, as well as FR 2 815 627, FR 2 815 629 and WO2008/107790 which also disclose interesting superplastifiers.

[0016] Some known fluidifiers affect less the setting time, but are still unsatisfactory, such as condensation products of sulfonated naphthalene and formaldehyde or melamine-formaldehyde with a sulfonated compound. Some of those products are also superplastifiers, but much less preferred.

[0017] Also, EP 0 099 954 relates to fluidifiers made by condensation of amino-sulfonic acid comprising at least an aromatic ring with nitrogenated compounds bearing several amine functions and formaldehyde.

[0018] Such are said not to delay too much the setting of cement compositions, but they are highly sensitive to electrolytes when it comes to their "activity". They also can be obtained with low concentrations, usually no more than about 40% by dry weight, since any concentration increase in turn increases their viscosity to inadmissible levels.

[0019] The summary of the desired properties is listed page 3 lines 15 ff of the above-mentioned EP.

[0020] It is also known to add filler(s) in cement, hydraulic binders, cementitious or concrete or mortars compositions or systems.

[0021] The purpose of adding such filler(s) is to fill the voids between particles, to reduce the overall costs, and to greatly improve a property called "consistency" (consistency being the capacity or ability for the considered systems to easily flow or "self-level", or not) and a property called "compacity" (that is the percentage of dry material in the final composition (the higher the percentage, the better the compacity)).

[0022] El Barrak, Maher et al., CEMENT & CONCRETE COMPOSITES, vol. 31, no. 1, 1. January 2009, pages 12-21, discloses a process for preparing a concrete in a batch mode comprising: mixing water, viscosity agent and 1/3 of an amount of superplastifier ; cement and limestone was added and mixed for 60s; after 30s of rest, mix for 60s, the remaining 2/3 of superplastifier was added and mixed for 120s. It is stated that the superplastifier is a polycarboxylate used in an amount of 0.9-1.1 weight % of binder.

[0023] Nunes, s. et al., CONSTRUCTION AND BUILDING MATERIALS, vol. 23, 1. March 2009, pages 1401-1412, discloses a process for preparing a concrete in a batch mode comprising: mixing siliceous sand and powder materials (cement and limestone filler) with water for 60s; adding water and superplastifier and mix for 60s.

[0024] The superplastifier is a polycarboxylate used in an amount of 1.94 kg/m³ per 100 kg/m³ cement or 2.4 kg/m³ per 100kg/m³ cement.

[0025] Thus, the dosage of superplastifier(s) is around 2-2.5 % by weight of cement.

[0026] Mikanovic, N. & Jolicoeur, C., CEMENT & CONCRETE RESEARCH, vol. 38, no. 907, 919, 1. July 2008, discloses a process for preparing a concrete comprising mixing superplastifier and water; add solid materials: Portland cement and calcium carbonate and mix for 4 minutes. The superplastifier is a sodium polynaphthalenesulfonate and is allegedly absorbed onto calcium carbonate particles. The superplastifier is used in an amount of 0.05 and 0.07% by weight of calcium carbonate.

SUMMARY OF THE INVENTION

[0027] According to one aspect, the present invention provides a process for the preparation of mortar or concrete compositions containing: cement + mixing water + aggregate(s) selected from sand and gravel, and filler(s), in which the filler(s) is/are consisting of calcium carbonate - based filler(s), characterized in that it comprises at least one step where the said filler(s) is / are treated with an efficient treating amount of at least one treating agent consisting of superplastifier(s) and optionally air entrainment agents, antifoam agents, setting retarders or accelerators, and wherein the superplastifier(s) is /are selected among the following products or families and their blends:

Polycarboxylates, polycarboxylate ethers, or much less preferred products manufactured from sulfonated naphthalene condensate or sulfonated melamine formaldehyde,

and wherein the dosage in superplasticizer(s) is ranging from 0.02 to 0.15 % by weight of dry weight cement.

DETAILED DESCRIPTION OF THE INVENTION

[0028] In the present invention, the said usable filler(s) is/are defined as calcium carbonate - based filler(s) that is, in this application and claims, contain(s) only calcium carbonate(s) (possibly of various origins, such as various natural rocks or various precipitated calcium carbonates (PCCs)) which means with no other filler of a different type, such as kaolin, bentonite, etc. known to the skilled man, and is/are preferably provided (when the filler(s) is/are or contain(s) ground calcium carbonate(s) (GCC(s))) by a carbonated rock or more generally mineral material(s) comprising at least 50 - 65 % by weight (dry) of CaCO_3 , preferably more than 80 %, still more preferably more than 90 %; those filler(s)s are selected among:

- natural calcium carbonate(s) or ground calcium carbonate(s) (GCC(s)), such as GCC from marble, chalk, calcite, or from other natural and well-known forms of natural calcium carbonates which preferably meet the above % criteria;
- PCC(s) which is a precipitated calcium carbonate, and exists under various well-known forms, depending on the well-known precipitation/preparation process.
- or a mixture of said CaCO_3 - containing rocks or mineral materials with each other as well as blends or mixtures of GCC(s) and PCC(s).

[0029] The GCC / PCC ratio can be chosen from 0 - 100 to 100 - 0 % by dry weight, preferably from 30 - 70 to 70 /30 % by dry weight.

[0030] Usually a "filler" has the following properties:

- Purity (methylene blue test) is lower than 10 g/ kg , preferably below 3 - 5 g/kg, preferably below 1 - 1,5 g , with a most interesting value at 1.2 g/kg.
- Mean diameter or d_{50} is about in the range of 1 - 3 to 30 - 50 micrometres measured by using the Malvern 2000 PSD equipment/methodology.
- Blaine surface, which is a characteristic feature of FILLERS, as is well-known, is in the domain of **180 - 2000 m^2 / kg**, preferably of **300 to 800 m^2 / kg**, as measured under an EU Standard (European standard EN 196 - 6).

[0031] As is known, a composition or system is mainly made of:

Cement or cementitious composition or hydraulic binder + mixing water + optionally (usually inert) particulate and/or fibrous filler(s) + inert agglomerate(s), such as optionally sand + optionally inert gravel (plus optionally well known additives not to be mentioned in detail nor in full in the present application, such as setting accelerators, setting retarders, air entrainment agents, etc...) + miscellaneous "routine" additives aimed at matching the precise need of the end-user.

[0032] Aggregates, such as sand, inert gravel or "all - in" aggregates are known materials so commonly used that no description is needed here.

[0033] As discussed above, the disclosure relates also equivalently to mortar compositions or systems (like above including an aggregate like sand but no gravel) and cement compositions (same as above but no gravel and no

sand).

[0034] "Mainly" means here that the composition may contain some impurities or traces of additives or adjuvants, such as air entrainment agents, accelerators, retarders, etc.

[0035] "Mixing water" will mean in this patent application plain mix water or aqueous mixing compositions, that is mainly water plus usual additives, allowing the normal setting of the compositions, without interfering with the other properties of the overall composition, or only, via the additives, to improve some usual properties.

[0036] "Fillers" have been precisely defined hereabove, that is fillers containing under any known form (namely GCCs and/or PCCs), only CaCO_3 particulate material, plus optionally some other inert filler particles or fibrous material such as hemp etc., BUT no other type of filler such as kaolin, bentonite etc., and their various blends.

[0037] In the present context, **"inert"** shall mean a material which has no noticeable or negligible impact or interference with the process of the invention and the obtained compositions, products and applications. Given the involved ingredients, this will be easily appreciated by any skilled man.

[0038] The prior art "cement" compositions to date are therefore mainly made of:
Cement + mixing water + optionally aggregate(s), such as sand + optionally gravel + FILLER(s) + "routine" additives.

[0039] It is also known that cements, mortars and concrete compositions can be basically sorted out into:
DRY systems (**poor** quality or **"low"**) (casting is performed with high vibration and energy).

[0040] **PLASTIC** systems (medium quality) (medium vibration and energy).

[0041] **FLUID** systems (**High performance** or **"HP"**) (low vibration and low energy).

[0042] A very simple test is used to classify the systems, using a "mini cône a chape" known as **"self-levelling test"** or **"screed flow cone test"**.

[0043] The test is well known and is conducted as follows, according to the recognized **Standard EN 196 - 1**; the said standard defines accurately the mixer or kneading (also malaxing) device to be used, the speed of rotation, and each and every such data useful for reproducing the test. Therefore, no more explanations or definitions are needed here for the sake of clarity or reproducibility.

Self Levelling Test:

[0044] Basically, a cement or mortar or concrete system is prepared by mixing the above ingredients according to usual practice, recalled here-below in more detail though the process conditions are well known, then is poured in accordance with the above Standard conditions, into an inverted cone which is perforated at its bottom (dimensions are also given by the said Standard as well as each and every useful data of the test).

[0045] The cement or mortar or concrete system therefore flows into and out of the said cone, namely through its bottom aperture, and falls onto an horizontal plate to form a "chape" ("screed").

[0046] It there forms a "galette" or "cone" also known as "dry to plastic form", whose diameter is measured, and aspect visually inspected for example for stickiness and "thickness", the latter property reflecting a "slow" or "viscous" mix, that is, if "thick", hard to handle.

[0047] The larger the diameter, the more flowable the system. For a given high consistency, as targeted by the invention, this is the major test.

[0048] Given the quality of the initial filler to be used in the concrete system, namely its place of production,

morphology etc. the resulting cone will vary in diameter, this indicating a variation in flowability.

[0049] As an example, a GCC which is known to use no or almost no mixing water, and shows such valuable properties, will lead to a very fluid, non sticky cement or concrete composition. Such a composition will be fully usable for **"technical"** (that is, "high performance" or **"HP"**) concrete compositions, called **"FLUID"** above.

[0050] If to the contrary, the filler namely GCC filler absorbs or uses a noticeable amount of water, or contains some impurities, etc. the resulting composition will be less fluid and become to be somewhat sticky. The end user will be forced *inter alia* to either add a corrective adjuvant (with an associated extra cost and an associated risk of secondary effect of the composition as a whole) and / or add extra water (thus being detrimental to consistency and inducing associated risks). Those compositions will be used for medium quality compositions, called **"PLASTIC"** hereabove.

[0051] At the other end of the ladder, using a filler namely a GCC of poor quality will lead to a composition, which will exit the mixer under the form of sticky granulates. Those will be used only for DRY concrete compositions, NOT part of the invention.

[0052] The test will be sufficient for a skilled man to rate the starting GCC and / or PCC (s).

[0053] The same is valid *mutatis mutandis* when using a PCC or a GCC/PCC blend.

[0054] In order to provide the skilled man with useful guidelines and information about the meaning of "low", "medium" or "HP" filler, we attach the **TABLE A** where ten fillers A to K of various origin and morphology have been tested for various properties and qualities, or drawbacks, with the classification "low" "medium" or "HP" being added on each line.

TABLE A

Characterization of "low", "medium", "HP" fillers and their aspect									
Treatment Agent Code	geological designation (age)	Type	d50	Blaine	Blue (Methylene Blue Test)	(3g)	(4g)	Evaluation	visual evaluation
A	white chalk facies (90 Mi)	chalk	1,0	>1400	2,0	plastic aspect	220	low	slow, very thick
B	white chalk facies (90 Mi)	chalk	2,2	1120	2,7	280	340	medium	thick
C	urgonian facies (115 Mi)	calcite	3,1	1171	0,3	200	290	low	slow, thick
D	bioclastic facies (160Mi)	calcite	6,0	720	1,0	plastic aspect	338	medium	plastic
E	urgonian facies (115 Mi)	calcite	6,5	395	0,3	460	475	HP	fluid
G	upper jurassic (130 Mi)	marble	17,0	363	0,3	dry aspect	365	medium	slow, heavy
H	upper jurassic (120 Mi)	marble	13,4	385	0,3	337	413	low	slow, viscous
	H + 5%B	X	X	X	X	190	390	medium	slow, viscous

Characterization of "low", "medium", "HP" fillers and their aspect									
Treatment Agent Code	geological designation (age)	Type	d50	Blaine	Blue (Methylene Blue Test)	(3g)	(4g)	Evaluation	visual evaluation
J	H + 15%B	X	X	X	X	427	436	HP	fluid
K	H + 20%B	X	X	X	X	340	410	medium	fluid, thick

[0055] One uses 3 g or respectfully 4 g of superplastifier Premia 196 commercialised by the Firm CHRYSO, and which is a commercial product at a concentration of 25.3 % by weight (dry extract measured along the Standard **EN 480 - 8**), by DRY weight of cement.

[0056] In the said **Table A**, " + 15 % B " evidently means an addition of 15 % of the product B, to form a blend or mix, the % being in DRY WEIGHT / DRY MIX WEIGHT.

[0057] Equally, columns "3g" and " 4g" means that 3 or respectfully 4 g of the said superplastifer have been added by DRY weight of the cement component alone.

[0058] "Mi" means "million years" (dating of the rock).

[0059] "Blue" means "methylene blue test" (purity test).

[0060] This introduction of this application clearly points out to the need for improved mortar or concrete compositions having an improved compacity (% of dry material, the highest possible), an improved flowability, that is forming a non sticky "galette" or "cone" of large diameter in the above described test, the larger the diameter, the better flowability, and globally speaking a definitely improved "workability" (workability being the ability of the concrete composition to be prepared, processed, handled, and used to form a high performance or "technical" concrete) and a far better "regularity" in the final product properties especially at the end user level.

[0061] Clearly, some of those desired properties are antagonistic, and for example one should expect a high % dry material to perform poorly in a flowability test.

[0062] The main purpose of this invention is to build a process aimed at providing improved, "High performance", FLUID, mortar or concrete compositions having an improved compacity (percentage of dry material, the highest possible), an improved flowability (that is forming a non sticky "galette" or "cone" of large diameter in the above described test, the larger the diameter, the better flowability), and globally speaking a definitely improved "workability". Workability being the ability of the concrete composition to be prepared, processed, handled, and used to form a high performance or "technical" mortar or concrete compositions .

[0063] Another property, which does not exists in the prior art, while the industry is strongly demanding it, is "regularity" of the properties of the final systems.

[0064] It has been surprisingly found according to this invention, that that set of objectives can be reached by treating the filler(s) in the specific manner as disclosed below, with only minute amounts of treating agents, and with a very impressive technical effect.

[0065] The invention resides first in a **PROCESS** for the preparation of the above defined mortar or concrete compositions, of a general known type as defined hereabove containing filler(s), in which the filler(s) is/are consist of calcium carbonate - based filler(s) as defined hereabove, characterized in that it comprises at least one step, where the said calcium-carbonate-based filler(s) is/are treated with an efficient treating amount of at least one treating agent consisting of or comprising superplastifier(s).

[0066] The treatment is believed to treat only the calcium carbonate(s) part of the filler(s), and for example not the

other particulate or fibrous fillers, IF ANY, believed to be inert in this process.

[0067] This preferred option will be named **"pre-treatment"** or equivalently (in Tables 1 - 6, which correspond to LABORATORY experiments where the fillers are pre treated in a small laboratory mixer) **"initial"** mode.

[0068] To be noted that the **"Lödige"** tests mentioned in the same Tables are also pre-treatment tests according to the invention, but performed in an INDUSTRIAL and well-known kneading or mixing device, called Lödige equipment.

[0069] By "comprising or consisting of" we mean that the fillers may consist of calcium carbonate(s), optionally mixed with non interfering fillers, and that the treating agent(s) can be: only superplastifier(s) or blends of superplastifier(s) with non-interfering plasticizer(s) (as defined herebelow) and/or routine, inert, additives.

[0070] By "efficient treating or treatment amount" or "efficient surface coverage of the fillers particles or grains" or "efficiently treated", means in the present disclosure that at least 50 %, preferably at least 60, or better at least 80 or 90 % or still better closer to 100 % of the surface of the particles of the filler(s) have been subjected to a physico-chemical interaction with the superplastifier(s). This physico-chemical interaction is not entirely understood as of the filing date, only the EFFECTS and RESULTS are duly identified and correlated to the treating superplastifier(s), but, without being tied by any theory, the applicant considers that the said interaction or treatment is a surface treatment or "surface-covering" treatment involving ionic, physical, mechanical and/or chemical, treatment(s) and via said interaction(s). This efficient treating or treatment amount must therefore be important enough to treat the said % of particle surfaces, as will be explained and disclosed in more detail below.

[0071] By "surface - covering" we mean that the superplasticizers are supposed by the applicant, without being tied by a theory, to engage in electrical charge potential interactions with the ionic charges of the surface of the filler, which promotes the fixation of the superplastifier onto and/or closely around the surface and so reduces the accessible surface of the particle having no surface saturation of the grain by said treatment.

[0072] This corresponds to an UNblocking of the particles or grains, what first triggers then promotes the mobility freedom of the particles with respect to each other.

[0073] This is NOT a fluidification process: this is a "trigger action" leading to an UNblocking process or sudden removal of interparticle interference/friction without which the rest of the properties cannot be reached and especially not the required fluidity.

[0074] It is believed that this so "triggered" "Unblocking" function is one of the very key parameters allowing to appreciate the appropriate "treatment" or "surface coverage".

[0075] By "comprising" we mean in this application that the treating agent can be made only of superplastifier(s) (one or more mixed together, preferably one) or of blends of superplastifier(s) displaying mutual non-interference (that is, unable to noticeably degrade the above "treatment") amount or proportion of known plasticizer(s) for the purpose of cost-saving, as explained in greater detail here-below.

1. 1 According to the best mode of the present disclosure, as defined to date, the said filler(s) is/are efficiently treated before being introduced in the kneading or mixing device ("pre-treatment" also named "initial" in the Tables 1 - 6), such as in an outside mixing Laboratory equipment; in the industrial scale, such a pre-treatment can be performed in an industrial device, such as the Lödige mixer or any other industrial kneading or mixing equipment known to the art.
2. 2 According to a less preferred embodiment of the present disclosure, the said filler(s) is / are treated after having being introduced in the kneading or mixing device ("inside treatment"). In such a case, the said filler(s) is / are efficiently treated after having being introduced in the kneading or mixing device ("inside treatment") with the filler(s) and the efficient treating amount of the treating agent(s) being introduced in the kneading or mixing device either simultaneously or in a manner such that the filler(s) and the efficient amount of the treating agent(s) are introduced separately BUT at a very close location and time.
3. 3 According to another embodiment of the present disclosure, the said filler(s) is / are efficiently treated partially before being introduced in the kneading or mixing device ("partial pre-treatment") (such as in a well-

known Lödige equipment) and partially after having been introduced in the pre-treated state in the said mixing or kneading device, the total of the two partial treatments being efficient in terms of treatment, surface coverage etc. as defined above. ("mixed treatment"), with the second part or amount of the treating agent(s) being introduced in the kneading or mixing device either simultaneously with the pre-treated fillers or in a manner such that the pretreated filler(s) and the second part of the treating agent(s) are introduced separately BUT at a very close location and time .

[0076] When the filler(s) is / are to be treated at least partially inside the kneading or mixing device, ("mixed treatment"), the skilled man will understand that a corresponding amount or proportion of treating superplastifier(s) has to be added directly into the said kneading or mixing device or in admixture with the considered filler just before the introduction in the kneading or mixing device, in the latter case, for example, on the weighting device ("balance") which is provided just before the powdered products are introduced into the kneading or mixing device. "Just before" will be easily understood as a place and time, where the filler(s) and treating agents cannot or have no time to be mixed together, what would induce the beginning of the treatment. A good example is the balance, where the two powders are placed together then almost immediately introduced, with no previous kneading or mixing, into the kneading or mixing device.

[0077] It is especially preferred in the present disclosure that the point and time of introduction of the said proportion of treating agent be as close as possible to the point and time of introduction of the partially treated filler(s), so as not to be diluted in the pre-existing products already present in the mixing or kneading device (such as sand, gravel, mix water, optionally routine additives, so that the treating agent be fully available for the filler(s).

[0078] This is also true in relation with the option "inside treatment".

[0079] In both options, actually, if the filler is added at a location and at a time too far from the location and time of the treating agent, whatever the order of introduction, one could shift to a treatment which would be too late: this would actually make possible for the treating agent to be "consumed" by other ingredients before the filler is introduced, or, in the case of a filler introduced first, lead to a late treatment that is the "post - ajout" mode in Tables 1 - 6 ("post-addition" of the treating agent(s) a certain time after the filler has been introduced; as will be seen from the Tables 1 - 6 and Figs. 1 - 6, the results are far lower than with a pre-treatment, a mixed treatment or an inside treatment according to the present disclosure).

[0080] Any post ajout has to be avoided.

[0081] The disclosure also covers an industrial option characterized in that at least a portion of the efficient amount of treating superplastifier(s), or the totality of the said efficient amount, is mixed with the filler(s) on the weighting device leading to the kneading or mixing device. This can be regarded either as a simultaneous addition, or a near-simultaneous addition.

[0082] It is also possible to envision a process of the present disclosure, in which a portion of the filler(s) is efficiently pretreated and a second portion of the fillers is efficiently treated inside the kneading or mixing .

[0083] Some of the above options are evidently complicated and/or require additional equipments or modifications of the existing equipment. They are therefore far less preferred according to the present disclosure, the pretreatment or initial mode being the most preferred.

[0084] The "best mode" of the present disclosure to date to avoid those drawbacks is clearly to prepare a pre-treated filler then to deliver it to the end user and to introduce it as such into the kneading or mixing device, most preferably after the mix water and sand and gravel, if any, have been introduced and allowed to be successively malaxed as is usual in this industry (the difference being that, in the present invention, the filler is TREATED, while it is NOT in the prior art).

[0085] The present disclosure also covers such a

- pre-treated "calcium carbonate - based filler(s)" as a novel industrial product,
- to be delivered to the end user that way, optionally after any treatment allowing to ease the transportation.

[0086] It is known, in Laboratory trials, and due to the small volumes or loads involved, to sometimes first place some small amount of fluidifiers in the bottom of the laboratory mixing device: some of those fluidifiers may be superplastifiers, many are not. However, even when some small amounts of superplastifiers-fluidifiers are present, they cannot treat the fillers efficiently as in the present disclosure, that is according to the definition given hereabove. They merely act as fluidifiers, so that they interact mainly with the other first constituents of the load, such as sand, gravel, mix water etc., which are malaxed together, alone, for a given period of time, so as to conveniently fluidize the particles or aggregates in the suspension; in this operation, they are fixed or consumed by the said aggregates particles that precisely need to be fluidized. If they were not, there would be no fluidification. Therefore, they are then no longer available for the fillers; even if, to be absolutely complete, we assume for a second that some (mandatorily very small amount) such fluidifier were quite partially and quite marginally available, it could only quite marginally interfere with the filler, that is in any case absolutely not with the efficient treatment effect or surface coverage effect or unblocking effect generated by the superplastifiers deliberately added in the present disclosure at a moment and at a time such as to reach the point of efficient treatment. Simply, the necessary threshold or TRIGGER for Unblocking could not be reached by far, and, with no trigger, there could be no Unblocking at all.

[0087] No prior art ever reported any improvement or upgrading, which might have a relation with the fluidizers (many of fluidizers being additionally just plastifiers, not superplastifiers); no doubt that, especially in an R&D Laboratory, if such an upgrading had been noticed, it would have been reported. This is simply because the trigger effect for unblocking never occurred.

[0088] In the industrial scale, one most generally uses NO fluidifiers, or in some exceptional cases in minute amounts, and in order to "fluidize" the mix: there again, the fluidifiers are used to fluidify sand, gravel, etc. and are not available for the fillers, and therefore can in no way trigger the unblocking of the system, the essential part of the present disclosure.

[0089] As indicated hereabove, the said filler(s) are made of calcium carbonate(s) or blends thereof, that is mainly GCCs or PCCs or blends of GCCs or blends of PCCs or blends of GCCs and PCCs.

[0090] By "CEMENT ELEMENTS or PRODUCTS" means in the present disclosure each and any piece of building or construction (or any piece or product for any other industrial purpose known to the skilled man, including off-shore cementing, or oil wells cementing, using "cement" compositions) prepared from the said compositions.

[0091] In a detailed and most preferred embodiment of the present disclosure, the said PROCESS for preparing the said compositions is characterized (in the so-called "pre-treatment" or (in the Tables 1 - 6 namely) equivalently "initial " mode) by

1. a) providing a powder of dry calcium carbonate(s) filler as defined above as calcium carbonate(s)-based filler, hereafter filler or filler(s);
2. b) mixing the said filler(s) with an efficient treating amount of at least one superplastifier, thus producing pre-treated filler(s),
3. c) introducing the said pre-treated filler(s) into a kneading or mixing device already containing mix water or a composition of mix water possibly containing routine or non-interfering additives ("mix water composition") (hereafter for simplicity "mixing water"),
4. d) optionally adding before or after the step c), preferably before, aggregates such as sand and/or gravel, and possibly other non interfering routine additives or adjuvants,
5. e) kneading or mixing the said load during an efficient period of time,
6. f) recovering the said composition.

[0092] By "not interfering", it is meant not interfering or not noticeably with the said considered treatment or process of the present disclosure.

[0093] By "efficient period of time", it is meant a total period of time leading to an homogeneous mixture or blend, in the order of 2 - 15 min, preferably, for the "standard" mixtures or blends, 30 - 60 s. This will be detailed hereafter.

[0094] An example of end-user application is as follows: if the end user targets medium or "standard" properties for its final cement composition, for example with a final mixing within his facilities in a fixed installation etc..., he will use compositions which are correspondingly simple that is not specifically complex or sensitive in terms of routine additives, superplastifier, filler etc...; therefore, the end user will have to mix for a relatively short time such as the above 35 - 65 s.

[0095] If to the contrary the end user targets high-level or very HP properties, he will use correspondingly more complex compositions and more sensitive components, for example a more sensitive filler or superplastifier, or sensitive routine additives aimed at reaching a specific property, etc.... and usually he will use less or far less mixing water: therefore he will need to mix for a much longer time such as the above 1 - 3 to 10 - 15 min.

[0096] Evidently, "technical" composition or system means a "HP" quality (see the "Self levelling test" section above) or "FLUID" see above too, and by contrast a "standard" final composition means a "non-HP" quality, that is, see above, "dry" or more likely "plastic".

[0097] In both cases, that is "technical" or "standard" compositions, and as explained in the present application, the common objective is to reach a homogeneous composition, also as explained specifically in the present application, see below 'The main essential criteria..... final product must be homogeneous'.

[0098] The above working principals are well known to the skilled man and are for completeness only. The above values and examples are to provide guidelines only, which the skilled man will be able to easily use in order to meet the essential "main criteria".

[0099] One will understand that it is impossible to provide examples or data for any type of ultimate composition or ingredient, since the interactions are complex, so are the kinetics etc., but the skilled man knows about those parameters.

[0100] According to a less preferred mode of the present disclosure, the said PROCESS for preparing the said compositions is characterized in the mixed-treatment mode by

1. a) providing a powder of dry calcium carbonate (s) filler as defined above,
2. b) mixing the said filler(s) with a portion or part of an efficient treating amount of at least one superplastifier, thus producing the partially pre-treated filler (s),
3. c) introducing the said partially pre-treated filler(s) into a kneading or mixing device already containing mix water or a composition of mix water possibly containing routine additives ("mix water composition") (hereafter for simplicity "mixing water")
4. d) introducing before or during step c), preferably during, into the said kneading or mixing device, the rest of the said efficient treating amount or proportion of the superplastifier(s),
5. e) optionally adding before or after the steps c) and d), preferably before, aggregates such as sand and/or gravel, and possibly other routine additives not interfering with the said treatment,
6. f) kneading or mixing the said load during an efficient period of time
7. g) recovering the said composition.

[0101] According to still another embodiment of the present disclosure, the said PROCESS for preparing the said compositions is characterized in the inside-treatment mode by

1. a) providing a powder of dry calcium carbonate (s) based filler(s) as defined above
2. b) introducing the said un-treated filler(s) into a kneading or mixing device already containing an efficient treating amount of at least one superplastifier, (or receiving it just after the introducing of the said un-treated filler(s)) mix water or a composition of mix water possibly containing routine additives ("mix water composition") (hereafter for simplicity "mixing water"),
3. c) kneading or mixing the said load during an efficient period of time,
4. d) optionally adding before or after the step c), preferably before, aggregates such as sand and/or gravel, and possibly other routine additives or adjuvants, not interfering with the said treatment,
5. e) recovering the said "cement" composition.

[0102] By "just after", it is meant that the treating agent can be introduced before or after the un-treated filler(s), but in the second case it must be introduced rapidly after the filler(s) , say, in a matter of some seconds to 10 s or so, in order for the filler to remain fully available for the treating agents without any disturbance due to the kneading or mixing with sand, gravel etc.

[0103] It is usually most preferred of the present disclosure to first introduce the aggregates, such as sand and gravel into the kneading or mixing device, and mix them optionally with a small amount of water and/or of fluidifier (see above), before performing the other steps.

[0104] As treatment agent, is used at least one superplastifier (and possibly at least one superplasticizer with possibly some inert amount of plasticizer) .

[0105] According to the above definition of the treating agent of the present disclosure, the so called treating agents for the fillers consist of / or comprise superplastifier(s), or comprise at least one superplastifier and optionally at least one plastifier in order to reduce the overall costs, and preferably consist of at least one superplastifier and optionally at least one efficiently cost-reducing amount of plastifier, and most preferably one superplastifier and optionally one efficiently cost-reducing amount of a plasticizer.

[0106] Superplastifiers are well-known agents and are to the best selected among the following products or families and their blends:

Polycarboxylates, polycarboxylate ethers, or much less preferred products manufactured from sulfonated naphthalene condensate or sulfonated melamine formaldehyde. The skilled man knows these products, which are additionally disclosed in the prior art as cited above.

[0107] In the present disclosure, the best mode treating agents (product A and product B) appear to be, in the superplastifiers families, of the polycarboxylate ether formulae.

[0108] To be noted, the products codes A to K in Table A are FILLERS to be characterized, NOT to create a confusion with the preferred treating agent(s) A and B above which are superplastifiers(s).

[0109] By "efficient period of time", it is meant here a period of time of about 35 - 65 s for the standard compositions, and from 1 - 3 to 10 - 15 min. for the more "technical" that is more complex and/or more sensitive compositions, as is known from the skilled man.

[0110] For a "standard" composition, an example can be a kneading time of 10 - 15 - 20 s for the gravel and sand (dry kneading or mixing is preferred), then of 10 s for the kneading or mixing of the hydraulic binder and untreated filler, then 10 - 15 s for the kneading or mixing with the treatment agent(s) and mix water (this in the so-called "inside treatment mode") , then 5 - 15 s for the final kneading or mixing with the final "routine additives".

[0111] The main and essential criteria of the present disclosure for the said "period of mixing" is that the final product must be homogeneous and the treating agent(s) be not absorbed or adsorbed onto the sand or gravel, or the less possible extent.

[0112] By "efficient amount" of plasticizer (when present with the superplastifier) it is meant in this application an amount or proportion of plastifier which is able to reduce the cost of the treatment without interfering negatively with the system and namely the filler(s) behaviour, namely in terms of surface activity and reactivity) ; the same criteria applies to the inert additives.

[0113] By "comprising", means according to the present disclosure that the said treatment agents consist essentially or entirely of superplastifier(s) as defined, and may contain as explained a cost-reducing efficient amount of at least one plastifier, and may also contain inert additives useful for the intended final application, such as anti foam agents, retarders, accelerators etc., absolutely known to the skilled man.

[0114] Usual additives of inert nature can be added at injection points known to the skilled man, as said earlier.

[0115] The mixing or kneading device can be operated in a batch mode , a semi-continuous mode, or a continuous mode, the adaptations being within the easy reach of an average skilled man.

[0116] **Actually, it has been surprisingly discovered that such superplastifier(s) previously used as mere "fluidifiers" are able to UPGRADE FILLERS from medium, and sometimes from low, to HP grade.**

[0117] **Dosage of superplastifier(s) used for the pre-treatment and treatment of the filler(s)**

[0118] At the end-user location, the dosage in superplastifier(s) is ranging from 0.3 to 3 kg for 100 kg of cement, preferably 0.8 to 1.2 kg / 100 kg of cement, on a DRY / DRY basis.

[0119] In laboratory conditions, the same proportion ranges from 0.05 to 0.1 % by weight of the carbonate (DRY) that is 0.1 to 0.3 kg / 100 kg of cement, on a DRY / DRY basis.

[0120] In laboratory conditions, for establishing the Table A, one used from 0.8 to 1.1 kg / 100 kg cement, on a DRY / DRY basis.

[0121] At the end user location, the ratio superplastifier(s) / plasticizer(s) can be from 100/0 to 95 /5 - 90 / 10, preferably no less than 85/15 on a weight dry basis.

[0122] Another objective of the present disclosure is evidently to meet Client's requirements, which are that the "galette" or "cone" be above 250 mm in diameter, most preferably 300 mm, or still better, above 300 mm, at a cost-effective dosage.

[0123] Some filler-containing compositions meet that requirement, depending on the origin of the filler. This can be easily and quickly appreciated by a skilled man by performing the cone and plate test.

[0124] This test allows therefore to discriminate the fillers and select the best-performing filler and even the best performing superplastifier(s), in view of the final properties required by the end user.

[0125] Many do not meet that requirement, certain by far.

[0126] Usually (PRIOR ART PROCESS) the test is conducted on an UNtreated filler

[0127] In the present application, the superplastifiers are used as treatment agents for the filler in a specific and inventive process.

[0128] Another objective of the invention is therefore to upgrade medium or low quality, filler-containing mortar or concrete compositions to high performance (HP) compositions, by introduction in the mixing/kneading device of the said superplastifier(s) and optionally (see above) at least one cost - reducing efficient amount of plastifier(s) in order to improve the behaviour of the filler(s) and therefore of the overall composition.

[0129] Plastifiers(s) according to the present disclosure are selected preferably among those cited above.

[0130] Those families are very well known to the skilled man. The merit of the inventors was not to discover those families, nor their use as superplastifiers in the common sense of the prior art, but to discover that one can WIDELY UPGRADE A CEMENT FILLER (and hence the cement compositions) BY TREATING the Calcium Carbonate - based fillers with such species.

[0131] It has been noted that certain compositions are so low in cone diameter ("self levelling test"), stickiness, etc. that there is no way to upgrade them; this demonstrates the difficulty of the invention's task.

[0132] Some can be upgraded but only by adding large proportions of the superplastifiers used according to the invention and even in such cases, the diameter requirement can be matched, BUT the "galette" or "cone" remains sticky and thick in consistency, what means that the result, despite the fact that the diameter of the "galette" is correct, the composition cannot be regarded as upgraded to HP concrete composition.

[0133] It is necessary to keep in mind that, for a concrete composition or system to be acceptable as HP composition, or upgraded from low or medium quality to HP quality, TWO features MUST be met simultaneously:

- the diameter of the "galette" or cone must be above about 250, or better above 300, or still better above 350 mm, AND
- the "galette" or cone must NOT be sticky or thick in consistency.

[0134] This is another measurement of the very tough challenge which this invention wishes to overcome, and of the very high technical and scientific input brought by the invention to the current state of the art.

[0135] As can be seen from the attached **Table A**, the "poor" fillers can NOT be upgraded since they never meet BOTH features.

[0136] This is also true for some "medium" fillers such as product D, B, G, I and K which may show a good fluidity for example at a dosage of 4 g BUT have a bad aspect or handling behaviour.

[0137] With the help of the **Table A** and of the above and below comments, the skilled man will be able to discriminate the fillers which CAN be upgraded by the invention, and those (regarded as "low" as per the test of the Table A) which can NOT.

[0138] To achieve these objectives, the skilled man bears in mind first that a certain water / cement ratio is directly linked to the workability of the composition and that it is also imperative to develop high performance qualities in the end product, such as high performance or "technical" level of setting properties, drying properties, mechanical strength, namely compressive strength etc.

[0139] As specified above, the invention relies first on the surface treatment of the CaCO_3 - based FILLER(s) by one or more superplasticizer(s) (optionally in admixture with one or more plastifier). The amount of plastifier will be calculated easily by the skilled man as being the efficient cost effective amount, not interfering with the overall treatment, see above.

[0140] Two superplastifiers products are providing the best results. They are the "best mode" as of the filing date (products A and B of the polycarboxylate ether family) as mentioned above.

[0141] It is very surprising to notice that when using the invention, proportions of superplastifier(s) treating agent(s) for the CaCO_3 filler(s) as low as 0.03 or 0.05 to 0.1% are sufficient. It is entirely surprising to notice that such minuscule amounts of treating agents are capable of upgrading to HP quality even medium to poor fillers.

[0142] Many such plasticizers, superplasticizers or fluidifiers, are known, such as described for example in the

CHRYSO patent EP 0 663 892.

[0143] Other products have been successfully tested as superplastifiers) usable in the process of the invention to perform a surface treatment of the carbonate filler, such as the CHRYSO™ products described in the above cited EP patent, such as PREMIA 196™, or NRG 100 from Mapei™.

[0144] Some usual additives may be routinely added, such as air entrainment agents, setting retarders or accelerators etc., at a place which is known from the skilled man, for example with the water or after the superplastifiers are added.

[0145] As to the "powders" that is the cement and the filler, the cement can be added first, then the filler, or the reverse, or they can be introduced together as a premix.

[0146] It is however preferred to introduce the cement and the filler together as a premix, so as to better ensure that both powders will be homogeneously mixed with and wet with the water.

[0147] The above are batch modes.

[0148] One can also think of continuous modes such as performing the addition in one of the above orders, for example in a kneading or mixing device equipped with an endless screw with additions at various points along the length of the equipment, possibly with pre-mixes being added at some point(s), or as another example in a series of successive kneading or mixing devices, also with the possibility of adding premix(es) in one of the devices. It will be obvious to the skilled man that especially the latter option (several kneading or mixing devices) has numerous drawbacks, if only the necessary space and investment.

[0149] Batch modes are preferred and will be referred to here-below.

[0150] Routine tests can help the skilled man to select the most appropriate, in view of the available equipment, of the end user practice, and with the help of the following Tables and Figures.

TABLES 1, 2 and 3 and Figures 1, 2, 3 :

[0151] In the tables and figures 1, 2 and 3, a "medium" filler has been used, that is leading in the "cone test", to a diameter of 170 mm with no treating agent (left hand column) and to "galette", whose aspect is indicated at the dosage of treating agent equally indicated (dosage is expressed in % by weight of DRY treating agent / CaCO₃ by weight, DRY) after the self levelling process. As discussed above, 170 mm is by far insufficient.

[0152] Table 1 and Fig. 1 correspond to a surface treatment with the superplastifier A described above at a dosage of such as expressed in the corresponding Table.

[0153] Table 2 and Fig. 2 correspond to a surface treatment with the superplastifier B described above at a dosage of such as expressed in the corresponding Table.

[0154] Table 3 and Fig 3 correspond to a surface treatment by the product NRG 100 at a dosage such as expressed in the corresponding Table.

Table 1

	"Medium" Filler								
Test N°	2312/B	2312/B1	2312/B2	2312/B3	2312/B10	2312/B11	2248/1	2312/B12	2312/B21
Treatment Mode	none	post ajout	post ajout	post ajout	initial	initial	initial	initial	Lödige 3 min
Treatment Agent	none	A	A	A	A	A	A	A	A
Treatment Agent dosage — Dosage unit = weight treatment Agent(s) dry / weight Calcium Carbonate (s) dry	x	0,025%	0,05 %	0,5 %	0,025%	0,05 %	0,1 %	0,5 %	0,1 %
"Galette" = diameter obtained in the self-levelling cone test	170 mm	238 mm	306 mm	477 mm	280 mm	308 mm	442 mm	451 mm	435 mm
Result	D1	C1		B1	I A1	I C1		B1	A1 A1 A1
Visual Aspect	Plastic aspect but do not spread	Homogeneous aspect		Plastic aspect	Liquid // Fast spreading	Homogeneous aspect		Plastic aspect	Fluid Fluid Fluid

Table 2

	"Medium" Filler								
Test N°	2312/B	2312/B4	2312/B5	2312/B6	2312/B13	2312/B14	2312/B15	2312/B16	2312/B22
Treatment Mode	none	post ajout	post ajout	post ajout	initial .	initial	initial	initial	Lödige 5 min
Treatment Agent	none	B	B	B	B	B	B	B	B
Treatment Agent dosage — Dosage unit = weight treatment Agent(s) dry / weight Calcium Carbonate (s) dry	x	0,025%	0,05 %	0,5 %	0,025%	0,05 %	0,1 %	0,5 %	0,1 %
	I								
"Galette" = diameter obtained in the self levelling	170 mm	335 mm	395 mm	457 mm	382 mm	390 mm	425 mm	441 mm	437 mm

	"Medium" Filler								
Test N°	2312/B	2312/B4	2312/B5	2312/B6	2312/B13	2312/B14	2312/B15	2312/B16	2312/B22
Treatment Mode	none	post ajout	post ajout	post ajout	initial .	initial	initial	initial	Lödige 5 min
Treatment Agent	none	B	B	B	B	B	B	B	B
cone test									
Result		D1	B1	A1	A1	A1	A1	A1	A1
Visual Aspect		Plastic aspect but do not spread	Plastic aspect	Fluid	Liquid // Fast spreading	Fluid	Fluid	Fluid	Fluid

Table 3

"Medium" Filler '									
Test N°	2312/B	2312/B7	2312/B8	2312/B9	2312/B17	2312/B18	2312/819	2312/B20	2312/B23
Treatment Mode	none	post ajout	post ajout	post ajout	initial	initial	initial	initial	Lödige 5 min
Treatment Agent	none	NRG100	NRG100	NRG100	NRG100	NRG100	NRG100	NRG100	NRG100
Treatment Agent dosage — Dosage unit = weight treatment Agent(s) dry / weight Calcium Carbonate (s) dry	x	0,025%	0,05 %	0,5 %	0,025%	0,05 %	0,1 %	0.5%	0,1 %
"Galette" = diameter obtained in the self-levelling cone test	170 mm	220 mm	383 mm	465 mm	328 mm	413 mm	432 mm	451 mm	435 mm
Result		D1	C1	A1	A1	B1	A1	A1	A1
Visual Aspect		Plastic aspect but do not spread	Homogeneous aspect	Fluid	Liquid // Fast spreading	Plastic aspect	Fluid	Fluid	Fluid

[0155] In the three curves of Fig. 1 to 3, the curve corresponding to an addition of the superplastifier(s) AFTER all the other ingredients (COMPARATIVE, MUCH LESS PREFERRED MODE) is marked with "diamonds" ("post ajout mode" in the Tables) while the "pre-treatment mode" or "initial" (laboratory version of the pre-treatment) curve" of the invention is marked with "squares" ("initial mode " in the Tables).

[0156] The "triangle" in the Tables is an isolated point corresponding to a 100 % pretreatment of the filler in an

outside mixing device as for example LODIGUE, during 3 or 5 min., prior to its introduction in the kneading or mixing device (right hand column in the Tables, 435, 437 and 435 mm for the "galette" in the cone test at only 0.1 % dosage) .

[0157] The said "triangle" is sometimes difficult to notice on the Figs. 1 - 6 because it superimposes with squares and / or diamonds, Figs 1 to 6 have been split into Figs 1 a to 6 a (curves) and Figs 1b to 6b (schematic, enlarged scale showing the approximate location of the superimposed marks).

[0158] It was expected that for treating a coarser filler, the amount of adjuvant(s) must be far or significantly higher. Quite surprisingly, the reverse occurs, that is, proportions such as from 0.03 - 0.05 to 0.1 - 0.5 % are quite efficient.

[0159] We surprisingly note on the curves of Fig. 1 and 2 (and from the % values in the corresponding Tables 1 and 2) the occurrence of a "plateau" at about 0.12 % so that it is useless to incorporate more than about 0.1 % of adjuvant.

[0160] The best range is therefore 0.1% - 0.12%

[0161] To be noted, the study of the lower part of the curves, namely that related to the treatment with **B**, shows that a clear technical effect appears at 0.03 - 0.05 %: one can note a very steep increase in diameter (consistency) and this represents a threshold dosage (lower limit of the range) that is where the self-levelling (of the "galette" or cone) requirement of 250 - 300 mm is reached.

[0162] As to table 3 and Fig. 3, one can see that the "initial mode" curve is quite similar to those of Fig. 1 and 2, that is a very clear "plateau" after 0.1 - 0.12% - 0.20 % or so, and a similar steep increase in consistency towards the lower dosages, while the "post ajout" mode curve shows a similar behaviour at the low dosages but (above 0.05% or so) shows a regular but slower increase. For that superplastifier A, one can see that the useful range of dosage in the "initial mode" process is from 0.05% (corresponds to 300 mm consistency) to 0.1 - 0.12% - 0.20 % (beginning of the clear plateau, like in curves 1 and 2); in contrast, with the "post ajout mode" curve, the lower dosage threshold is about the same (the two curves superpose at about 300 mm) while it is necessary to add about 0.3 % of product NRG 100 to reach about 425 mm, vs. about 0.1 % for the pre-treatment curve, or the Lödige point.

[0163] However, one can see that the "initial mode" curve allows to reach a plateau at 450 mm for about 0.1 - 0.12 - 0.15% of treating agent A used in the process according to the invention, while **B** and **NRG 100** were, for the same % (and for the "initial mode" curve) at about 425 mm.

[0164] One can therefore say that a technical effect appears, depending on the curves and on the desired value of consistency in mm) above 0.02 - 0.03 - 0.05 % superplastifier(s) / weight cement (dry), at which point that proportion of adjuvant(s) allows the system to be UNBlocked; this is the UNblocking point. This "unblocking point" is probably the key for the unexpected effect of the process of the invention. Therefore, again depending on the adjuvant and on the desired value of consistency, and for THIS filler, one can deduce from the said "unblocking" point that the optimum proportion is at about 0.08 - 0.1 - 0.12 - 0.15% (since a "plateau" follows, so that there is no need to add more of expensive adjuvant, for example no need to go up to 0.5 %) AND it is most preferable to use a INITIAL MODE or pre-treatment PROCESS - that is the process where the superplastifier(s) adjuvant(s) is / are added with (or at the same point of addition as) the filler (that is, the filler is either first pre-treated with the superplastifier adjuvant in a separate equipment like the known LODIGE mixing device (but with no actual better result, see above the "triangle" points) or the superplastifier(s) (and optionally the cost-reducing amount of plastifier(s)) is / are added along with the filler since it can be seen from the drawings FIG. 1, 2 and 3 that the "initial mode" or "pretreatment" curve is always better than the "post ajout mode" curve (that is when the treating agent is added after all the major ingredients including after the filler(s)).

[0165] It could even be risky to add more than the optimum 0.1 - 0.12 - 0.15 % adjuvant / cement since there would be too much of adjuvants and therefore free polymer (that is free adjuvant) would remain in the system. The said excess of adjuvant (free polymer) could interact with cement, with other additives etc. and would be likely to unbalance the system.

TABLES 4, 5, 6 and FIG. 4, 5, 6 :

[0166] The principle and the procedures are the same as in Tables 1 - 3 and corresponding Figs. 1 - 3 .

[0167] Tables 4, 5 and 6 (corresponding to Fig. 4, 5 and 6), represents the same trials as above but with a different filler having this time a **very good behaviour at the cone test, already 288 mm diameter** untreated, and a non sticky, non thick and very fluid self levelled cone or "galette".

Table 4

HP Filler								
<i>Treatment Mode</i>	none	post ajout	post ajout	post ajout	initial .	initial	initial	Lödige 3 min
<i>Treatment Agent</i>	none	A	A	A	A	A	A	A
<i>Treatment Agent dosage — Dosage unit = weight treatment Agent(s) dry / weight Calcium Carbonate (s) dry</i>	x	0,025%	0,05%	0,1%	0,025%	0,05%	0,1%	0,1%
<i>"Galette" = diameter obtained in the self-levelling cone test</i>	288 mm	237 mm	335 mm	406 mm	383 mm	403 mm	401 mm	415 mm
<i>Result</i>	B1	C1	B1	A1	A1	A1	A1	A1
<i>Visual Aspect</i>	Compact // Sticky	Homogeneous // Compact	Plastic aspect	Fluid	Fluid	Fluid	Correct spreading // Settles // Plastic Aspect	Fluid but settles

Table 5

"HP" Filler								
<i>Test N*</i>	2312/A	2312/A4	2312/A5	2312/A6	2312/A12	2312/A13	2239/9	2312/A18
<i>Treatment Mode</i>	none	post ajout	post ajout	post ajout	initial	initial	initial	Lödige 3 min
<i>Treatment Agent</i>	none	B	B	B	B	B	B	B
<i>Treatment Agent dosage — Dosage unit = weight treatment Agent(s) dry / weight Calcium Carbonate (s) dry</i>	x	0,025%	0,05%	0,1 %	0,025%	0,05 %	0,1 %	0,1 %
<i>"Galette" =</i>								

	"HP" Filler							
<i>Test N*</i>	2312/A	2312/A4	2312/A5	2312/A6	2312/A12	2312/A13	2239/9	2312/A18
<i>Treatment Mode</i>	none	post ajout	post ajout	post ajout	initial	initial	initial	Lödige 3 min
<i>Treatment Agent</i>	none	B	B	B	B	B	B	B
<i>diameter obtained in the self-levelling cone test</i>	288 mm	190 mm	334 mm	417 mm	394 mm	413 mm	415 mm	425 mm
<i>Result</i>	B1	D1	B1	A1	A1	A1	A1	A1
<i>Visual Aspect</i>	Compact // Sticky	Slow spreading	Plastic aspect	Fluid	Fluid	Fluid but settles	Fluid	Fluid but settles

Table 6

	"HP" Filler							
<i>Test N*</i>	2312/A	2312/A7	2312/A8	2312/A9	2312/A14	2312/A15	2312/A16	2312/A19
<i>Treatment Mode</i>	none	post ajout	post ajout	post ajout	initial	initial	initial	Lödige 3 min
<i>Treatment Agent</i>	none	NRG100	NRG100	NRG100	NRG100	NRG100	NRG100	NRG100
<i>Treatment Agent dosage — Dosage unit = weight treatment Agent(s) dry / weight Calcium Carbonate (s) dry</i>	x	0,025%	0,05 %	0,1 %	0,025%	0,05%	0,1 %	0,1 %
<i>"Galette" = diameter obtained in the self-levelling cone test</i>	288 mm	235 mm	361 mm	426 mm	367 mm	400 mm	414 mm	418 mm
<i>Result</i>	B1	C1	A1	A1	A1	A1	A1	A1
<i>Visual Aspect</i>	Compact // Sticky	Homogeneous aspect	Correct spreading // Compact	Fluid // Compact // Settles	Correct Spreading // Compact	Correct Spreading // Compact	Correct spreading // Compact // Settles	Fluid but settles

[0168] As can be seen, there is a profound difference, for that kind of "good or HP" filler, between the curves corresponding to the two different processes.

[0169] However, it can be seen that for both types of curves there exists an upper optimum limit at about 0.1% superplastifier(s) adjuvant / dry cement, while here-again, adjuvant **A** behaves slightly differently from **B** and **NRG 100**.

[0170] As said above, it must however be kept in mind that **TWO** properties **MUST** be met simultaneously so as to produce a HP or technical quality system:

- High consistency that is, roughly speaking, high fluidity / workability as can be seen via the self levelling test, that is diameter above about 250 - 300 or better above 320 - 350 mm (and compacity or density that is little porosity) **AND SIMULTANEOUSLY**

- a non sticky, not thick (that is, easy to handle), not "plastic" (and evidently not dry) product, with no decantation.

[0171] This can be seen from the above six tables.

[0172] For example, in Table 1 and 2 (medium (170 mm) filler + **A** or **B** superplastifier), one can see that:

- tests 2312 / B1 and B4, both "post ajout mode": with 0.025% of adjuvant, the obtained system is good in diameter (335 mm) only for 2312 / B4 though inferior to a dosage at 0.05% (395 mm) BUT B4 forms a non usable product since it has a "plastic aspect": the second condition is NOT met, while B5 is "fluid" and is usable. To the contrary, B1 has an homogeneous aspect at 0.05 % but shows only a 238 mm feature, insufficient.
- tests 2312 B10 ("initial" that is "pretreatment mode") and B13 (initial mode too): for the same dosage, 0.025%, the product B Table 2 leads to a better diameter but above all leads to a fluid product while B10 forms only an homogeneous product. At the same dosage, B4 with product B leads to a plastic product.

[0173] Among the "initial mode" tests B13 to B16, Table 2, we note that all the systems are fluid, and the difference lies in an increase of the diameter (consistency) with the dosage.

[0174] LODIGE: if we compare 2312 / B21 (use of a premix in a LODIGE device, at a dosage of 0.1%, and if we compare with an initial mode with no LODIGE, at the same dosage of 0.1%, that is 2248 / 1 (Table 1) , one can see that both are fluid and that the LODIGE brings a slightly lower diameter (435 vs 442 mm) which evidently does not justify the use of the additional equipment LODIGE. Therefore, the "initial" or "pretreatment" mode is best performed by introducing "simultaneously" the filler(s) and the treatment agent(s) that is at a very close point of addition in terms of location and time.

[0175] Each Table and curve can be analysed like above, and the skilled man will be able to use those numerous data, using multiple parameters, different superplastifiers, two different types of filler (one **medium at 170 mm** consistency, untreated, untreated, the other **HP at 280 mm** consistency, untreated), and the two process modes, to "build" his own system in view of the above parameters, his specific needs or requirements.

Mixed-treatment test :

[0176] A laboratory test has been performed by duplicating test 2248 / 1 of Table 1 (treatment dosage 0.1 %) except that the treatment has been performed on the filler by adding 50 % (0.05%) of the efficient amount of superplastifier A to the whole amount of filler (GCC "medium" quality) and mixing both products in a laboratory mixer, then rapidly introducing the remaining 50 % of superplastifier into the kneading or mixing device then introducing 5 s later the filler treated outside by the first 50 % of superplastifier A. The diameter in the self levelling test was 392 mm, and the aspect "fluid"; therefore one can consider that a mixed treatment is slightly inferior in diameter, but is clearly part of the invention.

[0177] The whole range of addition of the superplastifier(s) (and optionally of the cost-reducing amount of plastifier(s) can therefore, in view of all the above tests and curves, and general information given in this application, be defined as:

From 0.02 - 0.03 - 0.05% to 0.08 - 0.1 - 0.12 - 0.15% adjuvant(s) / dry weight of cement with easy adjustment by the skilled man.

[0178] One can see that all the objectives of the present disclosure, that is the needs and requirements of the MODERN INDUSTRY, are met:

- at a low dosage (hence at a low cost) of surface treatment by at least one of the adjuvants described above,
- with no need of using extra equipment,
- medium to poor behaving fillers (rejected in the prior art or treated at unreasonable costs and investments) can be easily upgraded to HP fillers capable of forming with the other usual ingredients
- cement or mortar or concrete compositions or systems
- which are of the technical grade, with a High to very High consistency, above 250, 300, or even above 350 mm in the self levelling standardized test, a High to very High compacity (density), a high to very high % of dry material in the end product, from 87 to 95 %, by weight, of dry material in the final, complete system.
- what provides the skilled man not only with the possibility of meeting the most stringent and recent industrial requisites, but also to obtain products featuring for the first time a "regularity" in the properties, that is predictability.

[0179] That "regularity" is a novel property which was not reached by far in the prior art, despite the demand by the industry; it is believed, without being tied by a theory, that the process steps and the used superplastifiers are responsible for this "regularity".

[0180] The follow-up of the "regularity" is possible by adjusting the dosage of the A and B above surface - treatment products, or by selecting other products as described hereabove, and adjusting the dosage, using the above described test method to ensure that the properties remain constant, what is called "regularity".

APPLICATION(S)

[0181] The applications according to the disclosure are all those commonly using the above described mortar or concrete compositions.

PRODUCTS

[0182] Those are the products or elements according to the disclosure that are known to be manufactured from the above mortar or concrete compositions, in the building industry or any other industry, in a well-known manner.

REFERENCES CITED IN THE DESCRIPTION

Cited references

This list of references cited by the applicant is for the reader's convenience only. It does not form part of the European patent document. Even though great care has been taken in compiling the references, errors or omissions cannot be excluded and the EPO disclaims all liability in this regard.

Patent documents cited in the description

- [EP0663892A \[0009\] \[0015\] \[0142\]](#)
- [FR2815627 \[0015\]](#)
- [FR2815629 \[0015\]](#)
- [WO2008107790A \[0015\]](#)

- [EP0099954A](#) [\[0017\]](#)

Non-patent literature cited in the description

- EL BARRAK, MAHER et al.CEMENT & CONCRETE COMPOSITES, 2009, vol. 31, 112-21 [\[0022\]](#)
- NUNES, S. et al.CONSTRUCTION AND BUILDING MATERIALS, 2009, vol. 23, 1401-1412 [\[0023\]](#)
- MIKANOVIC, N.JOLICOEUR, C.CEMENT & CONCRETE RESEARCH, 2008, vol. 38, 907919- [\[0026\]](#)

Patentkrav

- 1.** Fremgangsmåde til fremstillingen af mørtel- eller betonsammensætninger indeholdende: cement + blandingsvand + aggregat(er) valgt fra sand og grus, og fyldstof(fer), i hvilket fyldstoffet/fyldstofferne består af calciumcarbonat-baseret
- 5 fyldstof(fer), **kendetegnet ved, at** den omfatter mindst et trin, hvor nævnte fyldstof(fer) er behandlet med en effektiv behandlingsmængde af mindst et behandlingsmiddel bestående af superplastificeringsmiddel(midler) og eventuelt luftindblandingsmidler, antiskummidler, størkningsforsinkelsesmidler eller fremskyndelsesmidler, og hvor superplastificeringsmidlet(midlerne) er valgt blandt
- 10 følgende produkter eller familier og deres blandinger:
polycarboxylater, polycarboxylatethere, eller langt mindre foretrukne produkter fremstillet fra sulfoneret naphthalenkondensat eller sulfoneret melaminformaldehyd,
og hvor dosen i superplastificeringsmidlet(midler) er i området fra 0,02 til
- 15 0,15 vægt-% tørvægt cement.
- 2.** Fremgangsmåde ifølge krav 1, **kendetegnet ved, at** nævnte fyldstof(fer) behandles effektivt, før det/de indføres i ælte- eller blandeindretningen, såsom i et udendørs blandingslaboratorieudstyr eller i industriel målestok i en industriel
- 20 indretning.
- 3.** Fremgangsmåde ifølge krav 1, **kendetegnet ved, at** nævnte fyldstof(fer) behandles effektivt efter at være blevet indført i ælte- eller blandeindretningen, idet fyldstoffet(stofferne) og en effektiv mængde af behandlingsmidlet(midlerne)
- 25 indføres i ælte- eller blandeindretningen enten samtidigt eller på en måde, således at fyldstoffet(stofferne) og den effektive mængde af behandlingsmidlet(midlerne) indføres separat MEN på meget tæt på sted og tid.
- 4.** Fremgangsmåde ifølge krav 1, **kendetegnet ved, at** det/de nævnte
- 30 fyldstof(fer) behandles effektivt, delvist inden det/de indføres i ælte- eller blandeindretningen, og delvist efter det/de er blevet indført i den forbehandlede tilstand i den nævnte blande- eller ælteindretning, idet totalen af de to delvise behandlinger er effektiv med hensyn til behandling eller overfladedækning med den anden del eller mængde af behandlingsmidlet(midlerne), som indføres i ælte-

eller blandeindretningen enten samtidigt med de forbehandlede fyldstoffer eller på en måde, således at de forbehandlede fyldstof(fer) og den anden del af behandlingsmidlet(midlerne) indføres separat MEN meget tæt på sted og tid.

- 5 **5.** Fremgangsmåde ifølge krav 1, **kendetegnet ved, at** en andel af fyldstoffet(stofferne) behandles effektivt som i krav 2, og en anden andel af fyldstofferne behandles effektivt indeni ælte- eller blandeindretningen som i krav 3.
- 10 **6.** Fremgangsmåde ifølge krav 4 og 5, **kendetegnet ved, at** en tilsvarende mængde eller et tilsvarende forhold af behandlende superplastificeringsmiddel(midler) tilsættes direkte til den nævnte ælte- eller blandeindretning til udførelse af den anden delvise behandling.
- 15 **7.** Fremgangsmåde ifølge et hvilket som helst af kravene 1 til 6, **kendetegnet ved, at** mindst en andel af den effektive mængde af behandlende superplastificeringsmiddel(midler), eller den samlede sum af den nævnte effektive mængde, blandes med fyldstoffet(stofferne) på en vægtningsindretning, som fører til ælte- eller blandeindretningen.
- 20 **8.** Fremgangsmåde ifølge et hvilket som helst af kravene 1 til 7, **kendetegnet ved, at** det/de nævnte fyldstof(fer) er fremstillet af calciumcarbonat(er) eller blandinger deraf, som er hovedsageligt formalede calciumcarbonater (GCC'er) eller præcipiterede calciumcarbonater (PCC'er) eller blandinger af formalede calciumcarbonater (GCC'er) eller blandinger af præcipiterede calciumcarbonater (PCC'er) eller blandinger af formalede calciumcarbonater (GCC'er) og præcipiterede calciumcarbonater (PCC'er).
- 25 **9.** Fremgangsmåde ifølge krav 1 eller 2, **kendetegnet ved**
 - 30 a) tilvejebringelse af et pulver af tørt fyldstof af calciumcarbonat(er) som defineret ovenfor i krav 8,
 - b) blanding af det/de nævnte fyldstof(fer) med en effektiv mængde af mindst et superplastificeringsmiddel, til således fremstilling af det/de forbehandlede fyldstof(fer),

- c) indførsel af det/de nævnte forbehandlede fyldstof(fer) i en ælte- eller blandeindretning, som allerede indeholder blandingsvand eller en sammensætning af blandingsvand muligvis indeholdende almindelige eller ikke-forstyrrende tilsætningsstoffer,
- 5 d) eventuelt tilsætning før eller efter trin c), fortrinsvis før, af tilslagsmaterialer såsom sand og/eller grus, og eventuelt luftindblandingsmidler, størkningsforsinkelsesmidler, størkningsfremskyndelsesmidler, antiskummidler eller adjuvanter, som ikke forstyrrer nævnte behandling,
- e) æltning eller blanding af den nævnte last i et effektivt tidsrum,
- 10 f) genvinding af den nævnte sammensætning.

10. Fremgangsmåde ifølge krav 1 eller 2, kendetegnet ved

- a) tilvejebringelse af et pulver af tørt/tørre fyldstof(fer) af calciumcarbonat(er) som defineret ovenfor i krav 8,
- 15 b) indførsel af det/de nævnte ubehandlede fyldstof(fer) til en ælte- eller blandeindretning, som allerede indeholder en effektiv mængde af mindst et superplastificeringsmiddel, blandingsvand eller en sammensætning af blandingsvand muligvis indeholdende luftindblandingsmidler, størkningsforsinkelsesmidler, størkningsfremskyndelsesmidler, antiskummidler,
- 20 c) æltning eller blanding af den nævnte last i et effektivt tidsrum,
- d) eventuelt tilsætning før eller efter trin c), fortrinsvis før, af tilslagsmaterialer såsom sand og/eller grus, og eventuelt luftindblandingsmidler, størkningsforsinkelsesmidler, størkningsfremskyndelsesmidler, antiskummidler eller adjuvanter, som ikke forstyrrer nævnte behandling,
- 25 e) genvinding af den nævnte sammensætning.

11. Fremgangsmåde ifølge krav 1 eller 3, kendetegnet ved

- a) tilvejebringelse af et pulver af tørt fyldstof af calciumcarbonat(er) som defineret ovenfor i krav 8,
- 30 b) blanding af det/de nævnte fyldstof(fer) med en andel eller en del af en effektiv behandlende mængde af mindst et superplastificeringsmiddel, til således fremstilling af det/de delvist forbehandlede fyldstof(fer),
- c) indførsel af det/de nævnte delvist forbehandlede fyldstof(fer) i en ælte- eller blandeindretning, som allerede indeholder blandingsvand eller en sammensætning af blandingsvand eventuelt indeholdende luftindblandings-
- 35

- midler, størkningsforsinkelsesmidler, størkningsfremskyndelsesmidler, antiskummidler,
- d) indførsel før eller under trin c), fortrinsvis under, i den nævnte ælte- eller blandeindretning af resten af den effektive mængde eller det effektive forhold af superplastificeringsmidlet(midlerne),
- e) eventuelt tilsætning før eller efter trin c) og d), fortrinsvis før, af tilslagsmaterialer såsom sand og/eller grus, og eventuelt luftindblandingsmidler, størkningsforsinkelsesmidler, størkningsfremskyndelsesmidler, antiskummidler eller adjuvanter, som ikke forstyrrer nævnte behandling,
- f) æltning eller blanding af den nævnte last under et effektivt tidsrum til genvinding af den nævnte sammensætning.

12. Fremgangsmåde ifølge et hvilket som helst af kravene 3 til 11, **kendetegnet ved, at** først indføres tilslagsmaterialerne såsom sand og grus i ælte- eller blandeindretningen, og de blandes eventuelt med en lille mængde vand og/eller flydningsmiddel, før de andre trin udføres.

13. Fremgangsmåde ifølge et hvilket som helst af kravene 3 til 12, **kendetegnet ved, at** ælte- eller blandeindretningen indeholder en effektiv mængde af flydningsmiddel, som kan indeholde superplastificeringsmiddel(midler), før det/de forbehandlede, delvist forbehandlede eller ubehandlede fyldstof(fer) indføres i den nævnte ælte- eller blandeindretning.

14. Fremgangsmåde ifølge et hvilket som helst af kravene 1 til 13, **kendetegnet ved, at** et effektivt ælte- eller blandetidsrum er et tidsrum på ca. 35 - 65 s for standardsammensætningerne, og fra 1 - 3 til 10 - 15 min. for de mere tekniske sammensætninger, som er mere komplekse og/eller mere sensitive sammensætninger.

15. Fremgangsmåde ifølge krav 14 **kendetegnet ved, at** for en "standard"-sammensætning, er blandetiden 10 - 15 - 20 s for grus og sand, derefter 10 s for blandingen af det hydrauliske bindemiddel og ubehandlet fyldstof, derefter 10 - 15 s for blandingen med behandlingsmidlet(midlerne) og blandingsvand, derefter 5 - 15 s for den endelige æltning eller blanding med de endelige luftindblandingsmidler, størkningsforsinkelsesmidler, størkningsfremskyndelsesmidler,

antiskummidler.

16. Fremgangsmåde ifølge et hvilket som helst af kravene 1 til 15, **kendetegnet ved, at** den nævnte effektive mængde af superplastificeringsmidlet(midlerne) er
5 mængden, med hvilken overfladen af de individuelle fyldstofpartikler dækkes med det nævnte mindst ene superplastificeringsmiddel, eller mindst 80% af den, fortrinsvis 90% af sådanne overflader.

17. Fremgangsmåde ifølge et hvilket som helst af kravene 1 til 16, **kendetegnet**
10 **ved, at** blande- eller æltetrinnet kan udføres i en batch-driftsform, en halvkontinuerlig driftsform eller en kontinuerlig driftsform.

DRAWINGS

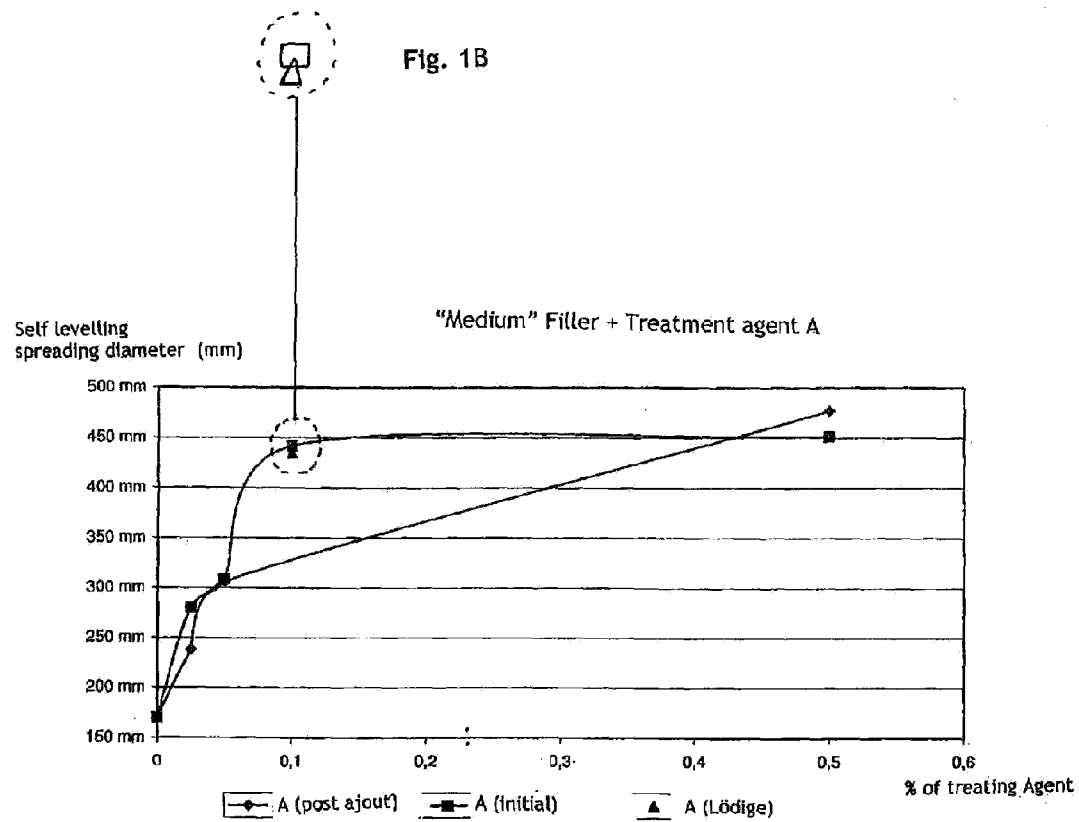


Fig. 1A

Fig. 1

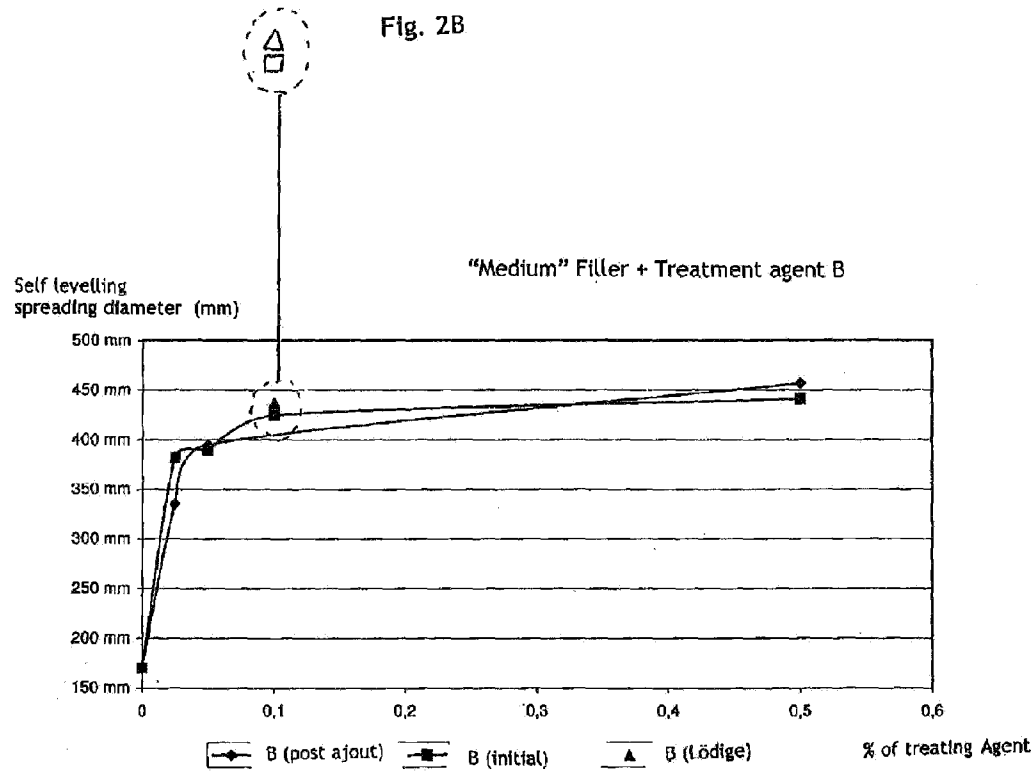


Fig. 2A

Fig. 2

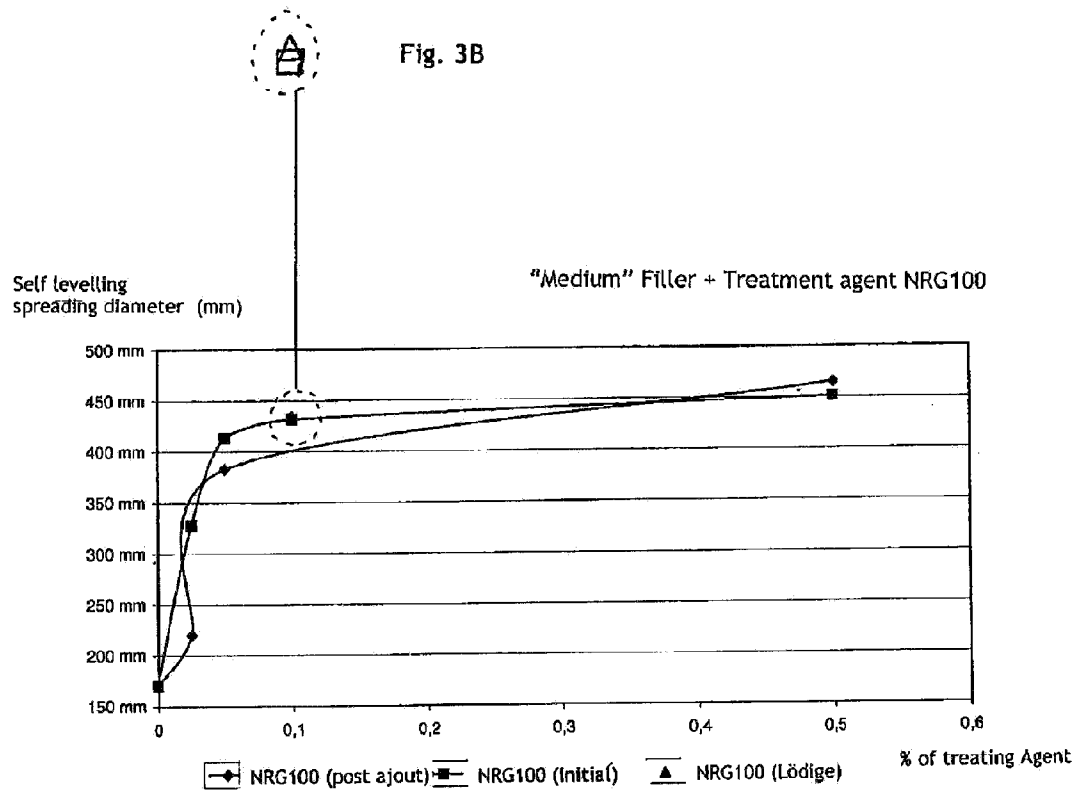


Fig. 3A

Fig. 3

Fig. 4 B

Self levelling
spreading diameter (mm)

"HP" Filler + Treatment agent A

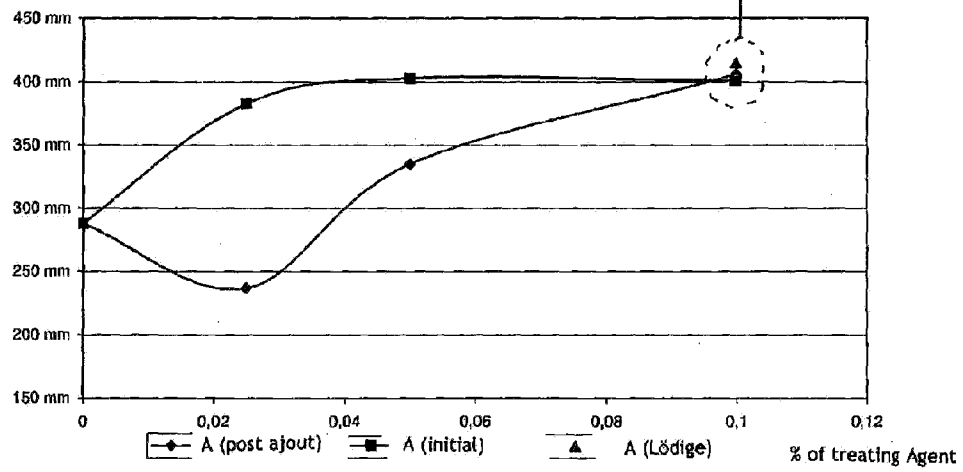


Fig. 4A

Fig. 4

Fig. 5B

Self levelling
spreading diameter (mm)

"HP" Filler + Treatment agent B

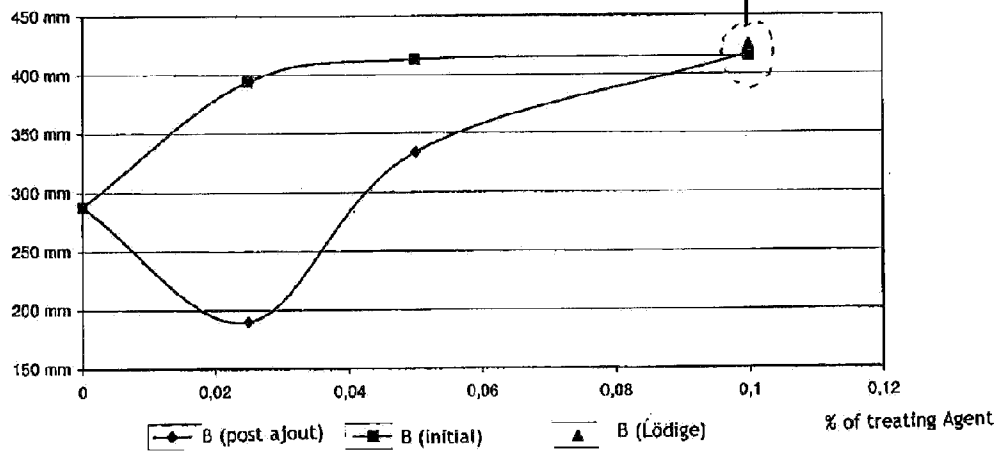


Fig. 5A

Fig. 5

Fig. 6B

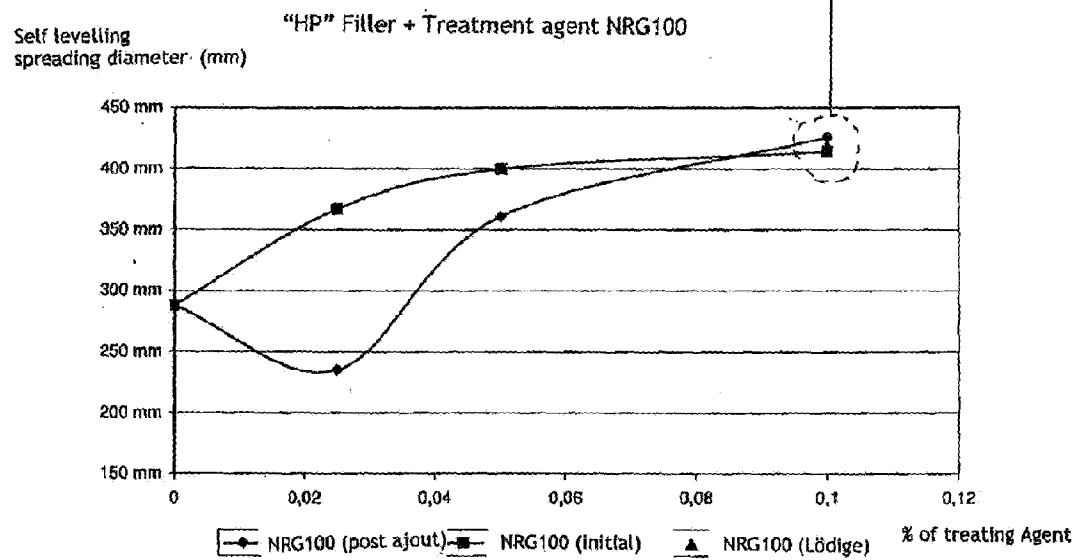


Fig. 6A

Fig. 6