



US00D429983S

United States Patent [19]
Fu-Hui

[11] **Patent Number: Des. 429,983**
[45] **Date of Patent: ** Aug. 29, 2000**

[54] **HAND TOOL**

[76] Inventor: **Lin Fu-Hui**, 11F-2, 43, Chai-I Street,
Taichung City, Taiwan

[**] Term: **14 Years**

[21] Appl. No.: **29/101,577**

[22] Filed: **Mar. 8, 1999**

[51] **LOC (7) Cl.** **08-05**

[52] **U.S. Cl.** **D8/61; D8/107**

[58] **Field of Search** D8/61, 62, 70,
D8/82, 83, 86, 107, DIG. 7; 81/54, 55,
57, 57.11, 57.14, 177.1, 177.85, 409, 436,
900, 439, 901; 173/170, 13, 19, 171, 213,
217, 178; 451/344, 354, 357-359, 458;
310/40 R, 50

[56] **References Cited**

U.S. PATENT DOCUMENTS

D. 115,042 5/1939 Hedgpeth D8/61
D. 131,656 3/1942 Decker D8/61

D. 131,657 3/1942 Decker D8/61
D. 131,658 3/1942 Decker D8/61
D. 131,659 3/1942 Decker D8/61
D. 136,743 11/1943 Little D8/68
D. 208,245 8/1967 Peterson D8/107
D. 269,588 7/1983 Ludwig D8/107

Primary Examiner—Martie K. Holtje
Attorney, Agent, or Firm—Charles E. Baxley, Esq.

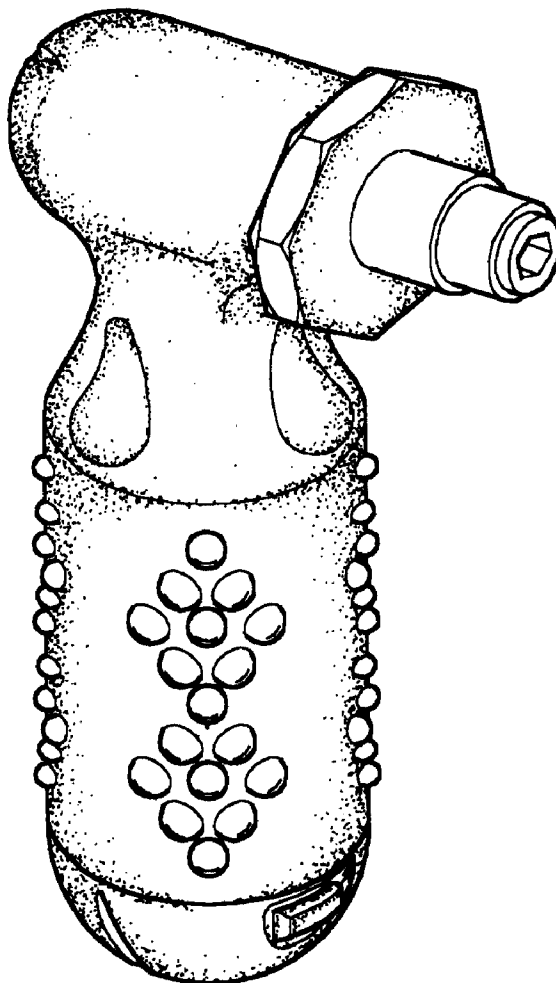
[57] **CLAIM**

The ornamental design for a hand tool, as shown and described.

DESCRIPTION

FIG. 1 is a front-right-top perspective view of a hand tool, showing my new design;
FIG. 2 is a front elevational view thereof;
FIG. 3 is a rear elevational view thereof;
FIG. 4 is a right elevational view thereof;
FIG. 5 is a left elevational view thereof;
FIG. 6 is a top plan view thereof; and,
FIG. 7 is a bottom plan view thereof.

1 Claim, 2 Drawing Sheets



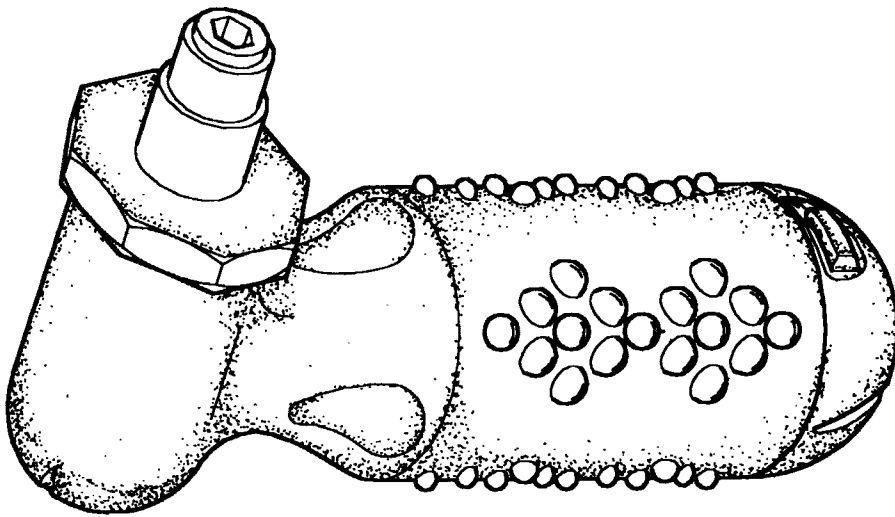


FIG. 1

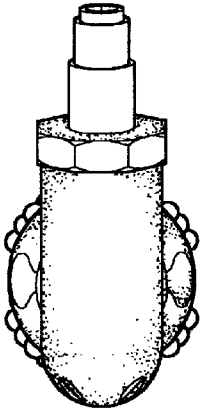


FIG. 6

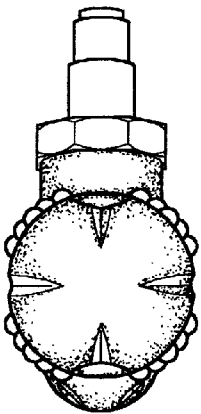


FIG. 7

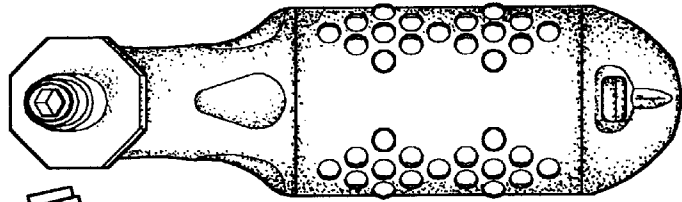


FIG. 4

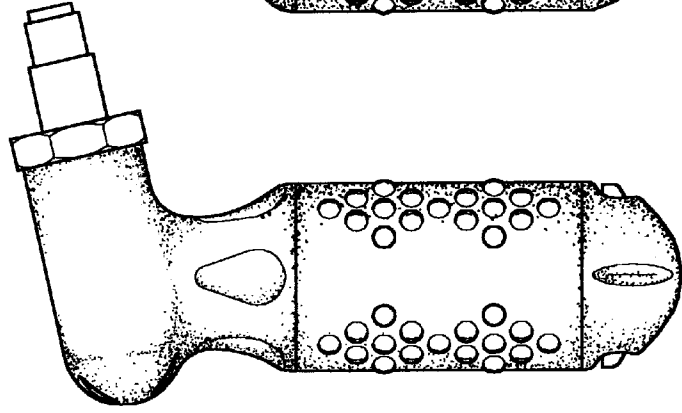


FIG. 2

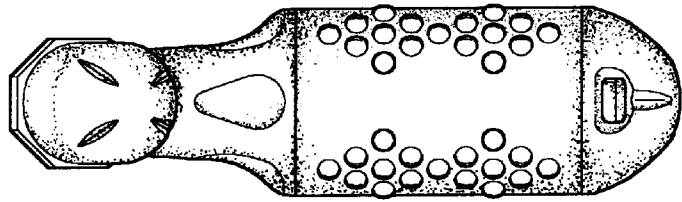


FIG. 5

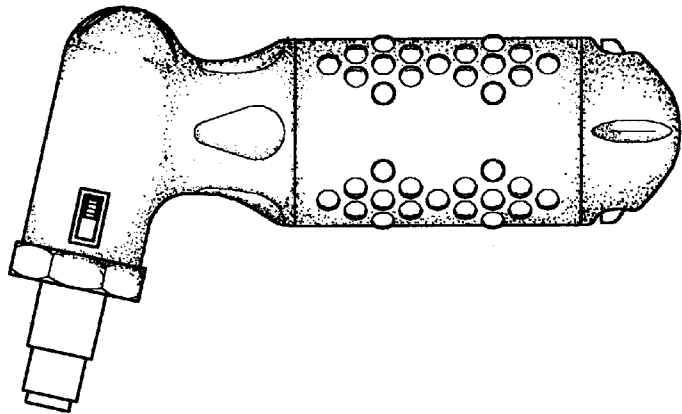


FIG. 3