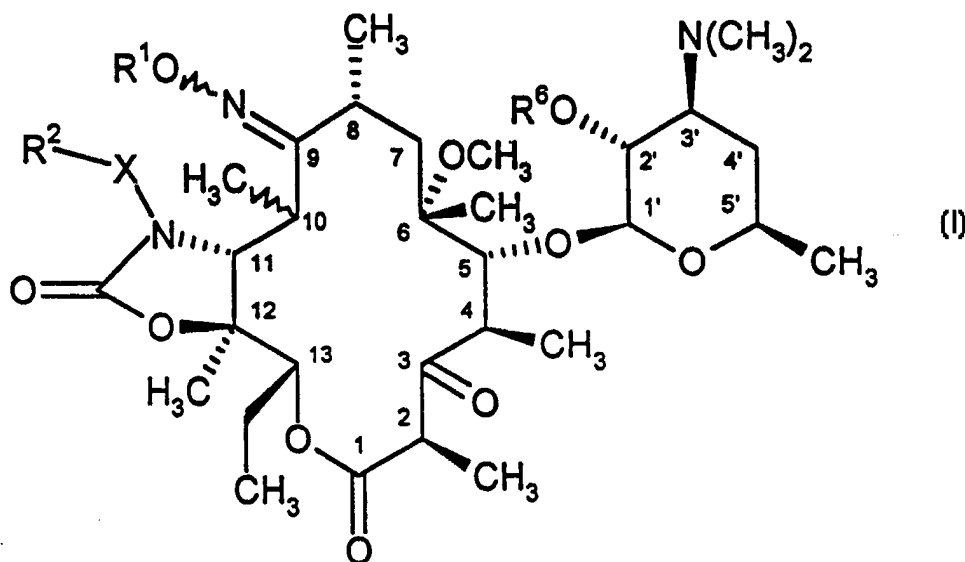


INTERNATIONAL APPLICATION PUBLISHED UNDER THE PATENT COOPERATION TREATY (PCT)

(51) International Patent Classification ⁶ : C07H 17/08, A61K 31/70	A1	(11) International Publication Number: WO 98/56800
		(43) International Publication Date: 17 December 1998 (17.12.98)
(21) International Application Number: PCT/IB98/00741 (22) International Filing Date: 15 May 1998 (15.05.98) (30) Priority Data: 60/049,349 11 June 1997 (11.06.97) US (71) Applicant (for all designated States except US): PFIZER PRODUCTS INC. [US/US]; Eastern Point Road, Groton, CT 06340 (US). (72) Inventor; and (75) Inventor/Applicant (for US only): WU, Yong-Jin [CA/US]; 36 Cardinal Road, East Lyme, CT 06333 (US). (74) Agents: SPIEGEL, Allen, J. et al.; c/o Green, Mark, Charles, Urquhart-Dykes & Lord, 91 Wimpole Street, London WIM 8AH (GB).	(81) Designated States: AL, AM, AT, AU, AZ, BA, BB, BG, BR, BY, CA, CH, CN, CU, CZ, DE, DK, EE, ES, FI, GB, GE, GH, HU, ID, IL, IS, JP, KE, KG, KP, KR, KZ, LC, LK, LR, LS, LT, LU, LV, MD, MG, MK, MN, MW, MX, NO, NZ, PL, PT, RO, RU, SD, SE, SG, SI, SK, SL, TJ, TM, TR, TT, UA, UG, US, UZ, VN, YU, ZW, ARIPO patent (GH, GM, KE, LS, MW, SD, SZ, UG, ZW), Eurasian patent (AM, AZ, BY, KG, KZ, MD, RU, TJ, TM), European patent (AT, BE, CH, CY, DE, DK, ES, FI, FR, GB, GR, IE, IT, LU, MC, NL, PT, SE), OAPI patent (BF, BJ, CF, CG, CI, CM, GA, GN, ML, MR, NE, SN, TD, TG). Published <i>With international search report.</i>	

(54) Title: 9-OXIME ERYTHROMYCIN DERIVATIVES



(57) Abstract

The invention relates to compounds of formula (I), and to pharmaceutically acceptable salts thereof, wherein R¹, R², R⁶ and X are as defined herein. The invention also relates to pharmaceutical compositions containing the compounds of formula (I), methods of using said compounds of formula (I) in the treatment of bacterial and protozoa infections, and methods of preparing said compounds of formula (I).

FOR THE PURPOSES OF INFORMATION ONLY

Codes used to identify States party to the PCT on the front pages of pamphlets publishing international applications under the PCT.

AL	Albania	ES	Spain	LS	Lesotho	SI	Slovenia
AM	Armenia	FI	Finland	LT	Lithuania	SK	Slovakia
AT	Austria	FR	France	LU	Luxembourg	SN	Senegal
AU	Australia	GA	Gabon	LV	Latvia	SZ	Swaziland
AZ	Azerbaijan	GB	United Kingdom	MC	Monaco	TD	Chad
BA	Bosnia and Herzegovina	GE	Georgia	MD	Republic of Moldova	TG	Togo
BB	Barbados	GH	Ghana	MG	Madagascar	TJ	Tajikistan
BE	Belgium	GN	Guinea	MK	The former Yugoslav Republic of Macedonia	TM	Turkmenistan
BF	Burkina Faso	GR	Greece			TR	Turkey
BG	Bulgaria	HU	Hungary	ML	Mali	TT	Trinidad and Tobago
BJ	Benin	IE	Ireland	MN	Mongolia	UA	Ukraine
BR	Brazil	IL	Israel	MR	Mauritania	UG	Uganda
BY	Belarus	IS	Iceland	MW	Malawi	US	United States of America
CA	Canada	IT	Italy	MX	Mexico	UZ	Uzbekistan
CF	Central African Republic	JP	Japan	NE	Niger	VN	Viet Nam
CG	Congo	KE	Kenya	NL	Netherlands	YU	Yugoslavia
CH	Switzerland	KG	Kyrgyzstan	NO	Norway	ZW	Zimbabwe
CI	Côte d'Ivoire	KP	Democratic People's Republic of Korea	NZ	New Zealand		
CM	Cameroon	KR	Republic of Korea	PL	Poland		
CN	China	KZ	Kazakhstan	PT	Portugal		
CU	Cuba	LC	Saint Lucia	RO	Romania		
CZ	Czech Republic	LI	Liechtenstein	RU	Russian Federation		
DE	Germany	LK	Sri Lanka	SD	Sudan		
DK	Denmark	LR	Liberia	SE	Sweden		
EE	Estonia			SG	Singapore		

9-OXIME ERYTHROMYCIN DERIVATIVES

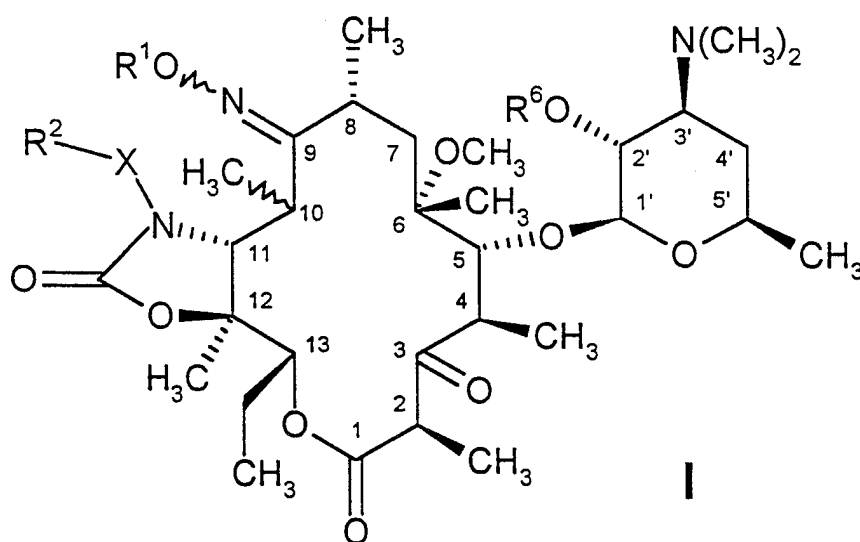
Background Of The Invention

This invention relates to novel 3-keto-9-oxime-11,12-carbazate or carbamate derivatives of 6-O-methyl-erythromycin A. The compounds of this invention are useful as antibiotic agents in mammals, including man, as well as in fish and birds. The compounds of the present invention are broad-spectrum macrolide antibiotics that are effective against infections caused by certain gram-positive and gram-negative bacteria as well as protozoa.

Summary of the Invention

The present invention relates to compounds of the formula

10



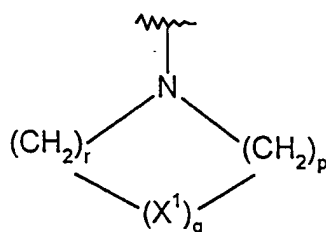
and to pharmaceutically acceptable salts thereof, wherein:

X is $-CR^7R^8-$ or $-NR^7-$:

or X is taken together with R^2 to form $-N=CR^4R^5$.

or X and R² are taken together to form a heterocyclic ring of the formula XVI:

15



XVI

wherein in said ring of formula XVI, r and p are each independently an integer ranging from 1 to 3, q is 0 or 1, and X¹ is -CH₂-, O, S, -C(O)-, -C(S)-, -SO₂-, -CH=CH-, -CH(OH)CH(OH)-, or -NH-; and wherein the (CH₂)_r and (CH₂)_p portions of said ring of formula XVI are optionally

-2-

substituted by 1 to 4 substituents, and the nitrogen atom where X^1 is -NH- is optionally substituted by 1 substituent, said optional substituents being independently selected from the group consisting of -C(O)O(C₁-C₁₀ alkyl), C₁-C₁₀ alkoxy, C₁-C₁₀ alkanoyl, halo, nitro, cyano, 5-10 membered heterocyclyl, C₁-C₁₀ alkyl, -NR⁷R⁸, C₆-C₁₀ aryl, -S(O)_n(C₁-C₁₀ alkyl) wherein n is an integer ranging from 0 to 2, and

5 -SO₂NR⁷R⁸;

R¹ is H or C₁-C₁₀ alkyl, wherein 1 to 3 carbons of said alkyl are optionally replaced by a heteroatom selected from O, S and N, and said alkyl is optionally substituted by 1 to 3 substituents independently selected from the group consisting of -C(O)O(C₁-C₁₀ alkyl), C₁-C₁₀ alkoxy, C₁-C₁₀ alkanoyl, halo, nitro, cyano, 5-10 membered heterocyclyl, C₁-C₁₀ alkyl, -NR⁷R⁸, C₆-C₁₀ aryl, -S(O)_n(C₁-C₁₀ alkyl) wherein n is an integer ranging from 0 to 2, and -SO₂NR⁷R⁸;

10

R² is (i) H, R⁴, -C(O)R⁴, -C(O)OR⁴ or -(CR⁷R⁸)_mR³ when X is -NR⁷-, or (ii) H, R⁴, or -(CR⁷R⁸)_mR³ when X is -CR⁷R⁸-, wherein for both (i) and (ii) m is an integer ranging from 0 to 6 and both R⁷ and R⁸ may vary for each iteration where m is greater than 1;

15 each R³ is independently C₆-C₁₀ aryl or 5-10 membered heterocyclyl, wherein said aryl and heterocyclyl groups are optionally substituted by 1 to 3 substituents independently selected from the group consisting of -C(O)O(C₁-C₁₀ alkyl), C₁-C₁₀ alkoxy, C₁-C₁₀ alkanoyl, halo, nitro, cyano, 5-10 membered heterocyclyl, C₆-C₁₀ aryl, C₁-C₁₀ alkyl, -NR⁷R⁸, -S(O)_n(C₁-C₁₀ alkyl) wherein n is an integer ranging from 0 to 2, and -SO₂NR⁷R⁸; and,

20 each R⁴ and R⁵ is independently selected from H and C₁-C₁₂ alkyl wherein one or two carbons of said alkyl are optionally replaced by a heteroatom selected from O, S and N, and wherein said alkyl is optionally substituted by 1 to 3 substituents independently selected from the group consisting of -C(O)O(C₁-C₁₀ alkyl), C₁-C₁₀ alkoxy, C₁-C₁₀ alkanoyl, halo, nitro, cyano, C₁-C₁₀ alkyl, -NR⁷R⁸, C₆-C₁₀ aryl, 5-10 membered heterocyclyl, -S(O)_n(C₁-C₁₀ alkyl) wherein n is an integer ranging from 0 to 2, and -SO₂NR⁷R⁸;

25

R⁶ is H, -C(O)R³ or C₁-C₁₈ alkanoyl, wherein in the alkyl portion of said alkanoyl one or two carbons optionally may be replaced by a heteroatom selected from O, S and N; and,

each R⁷ and R⁸ is independently H or C₁-C₆ alkyl.

More specific embodiments of this invention include compounds of formula I wherein R⁶ is H.

30

Other more specific embodiments of this invention include compounds of formula I wherein X is -NH-.

Other more specific embodiments of this invention include compounds of formula I wherein R¹ is H, benzyl or C₁-C₃ alkyl or -CH₂O(CH₂)₂OCH₃.

35 Other more specific embodiments of this invention include compounds of formula I wherein R² is -(CH₂)_mR³ wherein m is an integer ranging from 0 to 6 and R³ is 5-10 membered

heterocyclyl or C₆-C₁₀ aryl. Specific embodiments of R³ include quinolin-4-yl, 4-phenyl-imidazol-1-yl, imidazo(4,5-b)pyridin-3-yl, 4-pyridin-3-ylimidazol-1-yl and pyridin-3-yl.

Examples of preferred compounds of this invention include:

- 9-Deoxo-11-deoxy-5-O-desosaminyl-11-(3-(4-pyridin-3-yl-imidazol-1-yl)-propyl)hydrazo-
5 9-hydroxyimino-6-O-methyl-3-oxoerythronolide A, 11,12-carbamate;
9-Deoxo-11-deoxy-5-O-desosaminyl-11-(3-(4-pyridin-3-yl-imidazol-1-yl)-propyl)hydrazo-
9-methoxyimino-6-O-methyl-3-oxoerythronolide A, 11,12-carbamate;
9-Deoxo-11-deoxy-5-O-desosaminyl-11-(3-(imidazo(4,5-b)pyridin-3-yl)-propyl)hydrazo-
9-hydroxyimino-6-O-methyl-3-oxoerythronolide A, 11,12-carbamate;
10 9-Deoxo-11-deoxy-5-O-desosaminyl-11-(3-(imidazo(4,5-b)pyridin-3-yl)-propyl)hydrazo-
9-methoxyimino-6-O-methyl-3-oxoerythronolide A, 11,12-carbamate;
9-Deoxo-11-deoxy-5-O-desosaminyl-11-(3-quinolin-4-yl-propyl)hydrazo-9-hydroxyimino-
6-O-methyl-3-oxoerythronolide A, 11,12-carbamate;
9-Deoxo-11-deoxy-5-O-desosaminyl-11-(3-quinolin-4-yl-propyl)hydrazo-9-
15 methoxyimino-6-O-methyl-3-oxoerythronolide A, 11,12-carbamate;
9-Deoxo-11-deoxy-5-O-desosaminyl-11-(3-(7-methoxy-quinolin-4-yl)-propyl)hydrazo-9-
hydroxyimino-6-O-methyl-3-oxoerythronolide A, 11,12-carbamate;
9-Deoxo-11-deoxy-5-O-desosaminyl-11-(3-(7-methoxy-quinolin-4-yl)-propyl)hydrazo-9-
methoxyimino-6-O-methyl-3-oxoerythronolide A, 11,12-carbamate
20 9-Deoxo-11-deoxy-5-O-desosaminyl-11-(3-quinolin-4-yl-propylidene)hydrazo-9-
hydroxyimino-6-O-methyl-3-oxoerythronolide A, 11,12-carbamate;
9-Deoxo-11-deoxy-5-O-desosaminyl-11-(3-quinolin-4-yl-propylidene)hydrazo-9-
methoxyimino-6-O-methyl-3-oxoerythronolide A, 11,12-carbamate;
9-Deoxo-11-deoxy-5-O-desosaminyl-11-(3-quinolin-4-yl-propyl)hydrazo-9-benzoxymino-
25 6-O-methyl-3-oxoerythronolide A, 11,12-carbamate;
19-Deoxo-1-deoxy-5-O-desosaminyl-11-(3-benzimidazol-1-yl-propyl)hydrazo-9-
hydroxyimino-6-O-methyl-3-oxoerythronolide A, 11,12-carbamate;
19-Deoxo-1-deoxy-5-O-desosaminyl-11-(3-benzimidazol-1-yl-propyl)hydrazo-9-
methoxyimino-6-O-methyl-3-oxoerythronolide A, 11,12-carbamate;
30 9-Deoxo-11-deoxy-5-O-desosaminyl-11-(3-indol-1-yl-propyl)hydrazo-9-hydroxyimino-6-
O-methyl-3-oxoerythronolide A, 11,12-carbamate;
9-Deoxo-11-deoxy-5-O-desosaminyl-11-(3-indol-1-yl-propyl)hydrazo-9-methoxyimino-6-
O-methyl-3-oxoerythronolide A, 11,12-carbamate;
9-Deoxo-11-deoxy-5-O-desosaminyl-11-(3-indazol-1-yl-propyl)hydrazo-9-hydroxyimino-
35 6-O-methyl-3-oxoerythronolide A, 11,12-carbamate;
9-Deoxo-11-deoxy-5-O-desosaminyl-11-(3-indazol-1-yl-propyl)hydrazo-9-methoxyimino-
6-O-methyl-3-oxoerythronolide A, 11,12-carbamate;

9-Deoxo-11-deoxy-5-O-desosaminy-11-(3-carbazol-1-yl-propyl)hydrazo-9-hydroxyimino-6-O-methyl-3-oxoerythronolide A, 11,12-carbamate;

9-Deoxo-11-deoxy-5-O-desosaminy-11-(3-carbazol-1-yl-propyl)hydrazo-9-methoxyimino-6-O-methyl-3-oxoerythronolide A, 11,12-carbamate;

5 9-Deoxo-11-deoxy-5-O-desosaminy-11-(3-(5-phenyl-1H-pyrrol-2-yl)-propyl)hydrazo-9-hydroxyimino-6-O-methyl-3-oxoerythronolide A, 11,12-carbamate;

9-Deoxo-11-deoxy-5-O-desosaminy-11-(3-(5-phenyl-1H-pyrrol-2-yl)-propyl)hydrazo-9-methoxyimino-6-O-methyl-3-oxoerythronolide A, 11,12-carbamate;

10 9-Deoxo-11-deoxy-5-O-desosaminy-11-(3-(4-phenyl-imidazol-1-yl)-propyl)hydrazo-9-hydroxyimino-6-O-methyl-3-oxoerythronolide A, 11,12-carbamate;

9-Deoxo-11-deoxy-5-O-desosaminy-11-(3-(4-phenyl-imidazol-1-yl)-propyl)hydrazo-9-methoxyimino-6-O-methyl-3-oxoerythronolide A, 11,12-carbamate;

9-Deoxo-11-deoxy-5-O-desosaminy-11-(3-(3-(4-chlorophenyl)-(1,2,4)oxadiazol-5-yl)-propyl)hydrazo-9-hydroxyimino-6-O-methyl-3-oxoerythronolide A, 11,12-carbamate;

15 9-Deoxo-11-deoxy-5-O-desosaminy-11-(3-(3-(4-chlorophenyl)-(1,2,4)oxadiazol-5-yl)-propyl)hydrazo-9-methoxyimino-6-O-methyl-3-oxoerythronolide A, 11,12-carbamate;

19-Deoxo-11-deoxy-5-O-desosaminy-11-(3-(3-(4-methoxyphenyl)-(1,2,4)oxadiazol-5-yl)-propyl)hydrazo-9-hydroxyimino-6-O-methyl-3-oxoerythronolide A, 11,12-carbamate;

20 19-Deoxo-11-deoxy-5-O-desosaminy-11-(3-(3-(4-methoxyphenyl)-(1,2,4)oxadiazol-5-yl)-propyl)hydrazo-9-methoxyimino-6-O-methyl-3-oxoerythronolide A, 11,12-carbamate;

9-Deoxo-11-deoxy-5-O-desosaminy-11-(3-(3-(4-pyridin-4-yl)-(1,2,4)oxadiazol-5-yl)-propyl)hydrazo-9-hydroxyimino-6-O-methyl-3-oxoerythronolide A, 11,12-carbamate;

9-Deoxo-11-deoxy-5-O-desosaminy-11-(3-(3-(4-pyridin-4-yl)-(1,2,4)oxadiazol-5-yl)-propyl)hydrazo-9-methoxyimino-6-O-methyl-3-oxoerythronolide A, 11,12-carbamate;

25 9-Deoxo-11-deoxy-5-O-desosaminy-11-(3-naphthalen-1-yl-propyl)hydrazo-9-hydroxyimino-6-O-methyl-3-oxoerythronolide A, 11,12-carbamate;

9-Deoxo-11-deoxy-5-O-desosaminy-11-(3-naphthalen-1-yl-propyl)hydrazo-9-methoxyimino-6-O-methyl-3-oxoerythronolide A, 11,12-carbamate;

30 9-Deoxo-11-deoxy-5-O-desosaminy-11-(3-benzotrizol-1-yl-propyl)hydrazo-9-hydroxyimino-6-O-methyl-3-oxoerythronolide A, 11,12-carbamate;

9-Deoxo-11-deoxy-5-O-desosaminy-11-(3-benzotrizol-1-yl-propyl)hydrazo-9-methoxyimino-6-O-methyl-3-oxoerythronolide A, 11,12-carbamate;

9-Deoxo-11-deoxy-5-O-desosaminy-11-(3-benzotrizol-2-yl-propyl)hydrazo-9-hydroxyimino-6-O-methyl-3-oxoerythronolide A, 11,12-carbamate;

35 9-Deoxo-11-deoxy-5-O-desosaminy-11-(3-benzotrizol-2-yl-propyl)hydrazo-9-methoxyimino-6-O-methyl-3-oxoerythronolide A, 11,12-carbamate;

9-Deoxo-11-deoxy-5-O-desosaminy-11-(3-(1H-indol-3-yl)-propyl)hydrazo-9-hydroxyimino-6-O-methyl-3-oxoerythronolide A, 11,12-carbamate;

9-Deoxo-11-deoxy-5-O-desosaminy-11-(3-(1H-indol-3-yl)-propyl)hydrazo-9-methoxyimino-6-O-methyl-3-oxoerythronolide A, 11,12-carbamate;

5 9-Deoxo-11-deoxy-5-O-desosaminy-11-(3-pyridin-4-yl-propyl)hydrazo-9-hydroxyimino-6-O-methyl-3-oxoerythronolide A, 11,12-carbamate;

9-Deoxo-11-deoxy-5-O-desosaminy-11-(3-pyridin-4-yl-propyl)hydrazo-9-methoxyimino-6-O-methyl-3-oxoerythronolide A, 11,12-carbamate;

10 9-Deoxo-11-deoxy-5-O-desosaminy-11-(3-pyridin-3-yl-propyl)hydrazo-9-hydroxyimino-6-O-methyl-3-oxoerythronolide A, 11,12-carbamate;

9-Deoxo-11-deoxy-5-O-desosaminy-11-(3-pyridin-3-yl-propyl)hydrazo-9-methoxyimino-6-O-methyl-3-oxoerythronolide A, 11,12-carbamate;

9-Deoxo-11-deoxy-5-O-desosaminy-11-(3-(pyridin-2-yl-propyl)hydrazo-9-hydroxyimino-6-O-methyl-3-oxoerythronolide A, 11,12-carbamate;

15 9-Deoxo-11-deoxy-5-O-desosaminy-11-(3-(pyridin-2-yl-propyl)hydrazo-9-methoxyimino-6-O-methyl-3-oxoerythronolide A, 11,12-carbamate;

9-Deoxo-11-deoxy-5-O-desosaminy-11-(3-phenylpropyl)hydrazo-9-hydroxyimino-6-O-methyl-3-oxoerythronolide A, 11,12-carbamate;

20 9-Deoxo-11-deoxy-5-O-desosaminy-11-(3-phenylpropyl)hydrazo-9-methoxyimino-6-O-methyl-3-oxoerythronolide A, 11,12-carbamate;

9-Deoxo-11-deoxy-5-O-desosaminy-11-bis-(3-phenylpropyl)hydrazo-9-hydroxyimino-6-O-methyl-3-oxoerythronolide A, 11,12-carbamate;

9-Deoxo-11-deoxy-5-O-desosaminy-11-bis-(3-phenylpropyl)hydrazo-9-methoxyimino-6-O-methyl-3-oxoerythronolide A, 11,12-carbamate;

25 9-Deoxo-11-deoxy-5-O-desosaminy-11-(3-(4-methoxyphenyl)-propyl)hydrazo-9-hydroxyimino-6-O-methyl-3-oxoerythronolide A, 11,12-carbamate;

9-Deoxo-11-deoxy-5-O-desosaminy-11-(3-(4-methoxyphenyl)-propyl)hydrazo-9-methoxyimino-6-O-methyl-3-oxoerythronolide A, 11,12-carbamate;

30 9-Deoxo-11-deoxy-5-O-desosaminy-11-(3-(3-methoxyphenyl)-propyl)hydrazo-9-hydroxyimino-6-O-methyl-3-oxoerythronolide A, 11,12-carbamate;

9-Deoxo-11-deoxy-5-O-desosaminy-11-(3-(3-methoxyphenyl)-propyl)hydrazo-9-methoxyimino-6-O-methyl-3-oxoerythronolide A, 11,12-carbamate;

9-Deoxo-11-deoxy-5-O-desosaminy-11-(3-(2-methoxyphenyl)-propyl)hydrazo-9-hydroxyimino-6-O-methyl-3-oxoerythronolide A, 11,12-carbamate;

35 9-Deoxo-11-deoxy-5-O-desosaminy-11-(3-(2-methoxyphenyl)-propyl)hydrazo-9-methoxyimino-6-O-methyl-3-oxoerythronolide A, 11,12-carbamate;

9-Deoxo-11-deoxy-5-O-desosaminyl-11-(3-(4-hydroxyphenyl)-propyl)hydrazo-9-hydroxyimino-6-O-methyl-3-oxoerythronolide A, 11,12-carbamate;

9-Deoxo-11-deoxy-5-O-desosaminyl-11-(3-(4-hydroxyphenyl)-propyl)hydrazo-9-methoxyimino-6-O-methyl-3-oxoerythronolide A, 11,12-carbamate;

5 9-Deoxo-11-deoxy-5-O-desosaminyl-11-(3-(3-methoxyphenyl)-propyl)hydrazo-9-hydroxyimino-6-O-methyl-3-oxoerythronolide A, 11,12-carbamate;

9-Deoxo-11-deoxy-5-O-desosaminyl-11-(3-(3-methoxyphenyl)-propyl)hydrazo-9-methoxyimino-6-O-methyl-3-oxoerythronolide A, 11,12-carbamate;

10 9-Deoxo-11-deoxy-5-O-desosaminyl-11-(2-phenylethyl)hydrazo-9-hydroxyimino-6-O-methyl-3-oxoerythronolide A, 11,12-carbamate;

9-Deoxo-11-deoxy-5-O-desosaminyl-11-(2-phenylethyl)hydrazo-9-methoxyimino-6-O-methyl-3-oxoerythronolide A, 11,12-carbamate;

9-Deoxo-11-deoxy-5-O-desosaminyl-11-(4-phenylbutyl)hydrazo-9-hydroxyimino-6-O-methyl-3-oxoerythronolide A, 11,12-carbamate;

15 9-Deoxo-11-deoxy-5-O-desosaminyl-11-(4-phenylbutyl)hydrazo-9-methoxyimino-6-O-methyl-3-oxoerythronolide A, 11,12-carbamate;

9-Deoxo-11-deoxy-5-O-desosaminyl-11-(3-furan-2-yl-propyl)hydrazo-9-hydroxyimino-6-O-methyl-3-oxoerythronolide A, 11,12-carbamate;

20 9-Deoxo-11-deoxy-5-O-desosaminyl-11-(3-furan-2-yl-propyl)hydrazo-9-methoxyimino-6-O-methyl-3-oxoerythronolide A, 11,12-carbamate;

9-Deoxo-11-deoxy-5-O-desosaminyl-11-(3-thiophen-2-yl-propyl)hydrazo-9-hydroxyimino-6-O-methyl-3-oxoerythronolide A, 11,12-carbamate;

9-Deoxo-11-deoxy-5-O-desosaminyl-11-(3-thiophen-2-yl-propyl)hydrazo-9-methoxyimino-6-O-methyl-3-oxoerythronolide A, 11,12-carbamate;

25 9-Deoxo-11-deoxy-5-O-desosaminyl-11-(3-pyrrol-1-yl-propyl)hydrazo-9-hydroxyimino-6-O-methyl-3-oxoerythronolide A, 11,12-carbamate;

9-Deoxo-11-deoxy-5-O-desosaminyl-11-(3-pyrrol-1-yl-propyl)hydrazo-9-methoxyimino-6-O-methyl-3-oxoerythronolide A, 11,12-carbamate;

30 9-Deoxo-11-deoxy-5-O-desosaminyl-11-(3-pyrazol-1-yl-propyl)hydrazo-9-hydroxyimino-6-O-methyl-3-oxoerythronolide A, 11,12-carbamate;

9-Deoxo-11-deoxy-5-O-desosaminyl-11-(3-pyrazol-1-yl-propyl)hydrazo-9-methoxyimino-6-O-methyl-3-oxoerythronolide A, 11,12-carbamate;

9-Deoxo-11-deoxy-5-O-desosaminyl-11-(3-(2-pyridin-3-yl-thiazol-4-yl)-propyl)hydrazo-9-hydroxyimino-6-O-methyl-3-oxoerythronolide A, 11,12-carbamate;

35 9-Deoxo-11-deoxy-5-O-desosaminyl-11-(3-(2-pyridin-3-yl-thiazol-4-yl)-propyl)hydrazo-9-methoxyimino-6-O-methyl-3-oxoerythronolide A, 11,12-carbamate;

9-Deoxo-11-deoxy-5-O-desosaminyl-11-(3-(2-phenyl-thiazol-5-yl)-propyl)hydrazo-9-hydroxyimino-6-O-methyl-3-oxoerythronolide A, 11,12-carbamate;

9-Deoxo-11-deoxy-5-O-desosaminyl-11-(3-(2-phenyl-thiazol-5-yl)-propyl)hydrazo-9-methoxyimino-6-O-methyl-3-oxoerythronolide A, 11,12-carbamate;

5 9-Deoxo-11-deoxy-5-O-desosaminyl-11-(3-(4-phenyl-1H-imidazol-2-yl)-propyl)hydrazo-9-hydroxyimino-6-O-methyl-3-oxoerythronolide A, 11,12-carbamate;

9-Deoxo-11-deoxy-5-O-desosaminyl-11-(3-(4-phenyl-1H-imidazol-2-yl)-propyl)hydrazo-9-methoxyimino-6-O-methyl-3-oxoerythronolide A, 11,12-carbamate;

10 9-Deoxo-11-deoxy-5-O-desosaminyl-10-*epi*-11-hydrazo-9-benzoxymino-6-O-methyl-3-oxoerythronolide A, 11,12-carbamate;

9-Deoxo-11-deoxy-5-O-desosaminyl-10-*epi*-11-hydrazo-9-hydroxyimino-6-O-methyl-3-oxoerythronolide A, 11,12-carbamate; and the pharmaceutically acceptable salts of the foregoing compounds.

15 The invention also relates to a pharmaceutical composition for the treatment of a bacterial infection or a protozoa infection in a mammal, fish, or bird which comprises a therapeutically effective amount of a compound of formula I, or a pharmaceutically acceptable salt thereof, and a pharmaceutically acceptable carrier.

20 The invention also relates to a method of treating a bacterial infection or a protozoa infection in a mammal, fish, or bird which comprises administering to said mammal, fish or bird a therapeutically effective amount of a compound of formula I or a pharmaceutically acceptable salt thereof.

The term "treatment", as used herein, unless otherwise indicated, includes the treatment or prevention of a bacterial infection or protozoa infection as provided in the method of the present invention.

25 As used herein, unless otherwise indicated, the term "bacterial infection(s)" or "protozoa infection" includes bacterial infections and protozoa infections that occur in mammals, fish and birds as well as disorders related to bacterial infections and protozoa infections that may be treated or prevented by administering antibiotics such as the compounds of the present invention. Such bacterial infections and protozoa infections and disorders related to such
30 infections include the following: pneumonia, otitis media, sinusitis, bronchitis, tonsillitis, and mastoiditis related to infection by *Streptococcus pneumoniae*, *Haemophilus influenzae*, *Moraxella catarrhalis*, *Staphylococcus aureus*, or *Peptostreptococcus* spp.; pharyngitis, rheumatic fever, and glomerulonephritis related to infection by *Streptococcus pyogenes*, Groups C and G streptococci, *Clostridium diphtheriae*, or *Actinobacillus haemolyticum*; respiratory tract
35 infections related to infection by *Mycoplasma pneumoniae*, *Legionella pneumophila*, *Streptococcus pneumoniae*, *Haemophilus influenzae*, or *Chlamydia pneumoniae*; uncomplicated skin and soft tissue infections, abscesses and osteomyelitis, and puerperal fever related to

infection by *Staphylococcus aureus*, coagulase-positive staphylococci (i.e., *S. epidermidis*, *S. hemolyticus*, etc.), *Streptococcus pyogenes*, *Streptococcus agalactiae*, Streptococcal groups C-F (minute-colony streptococci), viridans streptococci, *Corynebacterium minutissimum*, *Clostridium* spp., or *Bartonella henselae*; uncomplicated acute urinary tract infections related to

5 infection by *Staphylococcus saprophyticus* or *Enterococcus* spp.; urethritis and cervicitis; and sexually transmitted diseases related to infection by *Chlamydia trachomatis*, *Haemophilus ducreyi*, *Treponema pallidum*, *Ureaplasma urealyticum*, or *Neisseria gonorrhoeae*; toxin diseases related to infection by *S. aureus* (food poisoning and Toxic shock syndrome), or Groups A, B, and C streptococci; ulcers related to infection by *Helicobacter pylori*; systemic febrile syndromes

10 related to infection by *Borrelia recurrentis*; Lyme disease related to infection by *Borrelia burgdorferi*; conjunctivitis, keratitis, and dacrocystitis related to infection by *Chlamydia trachomatis*, *Neisseria gonorrhoeae*, *S. aureus*, *S. pneumoniae*, *S. pyogenes*, *H. influenzae*, or *Listeria* spp.; disseminated *Mycobacterium avium* complex (MAC) disease related to infection by *Mycobacterium avium*, or *Mycobacterium intracellulare*; gastroenteritis related to infection by

15 *Campylobacter jejuni*; intestinal protozoa related to infection by *Cryptosporidium* spp.; odontogenic infection related to infection by viridans streptococci; persistent cough related to infection by *Bordetella pertussis*; gas gangrene related to infection by *Clostridium perfringens* or *Bacteroides* spp.; and atherosclerosis related to infection by *Helicobacter pylori* or *Chlamydia pneumoniae*. Bacterial infections and protozoa infections and disorders related to such

20 infections that may be treated or prevented in animals include the following: bovine respiratory disease related to infection by *P. haem.*, *P. multocida*, *Mycoplasma bovis*, or *Bordetella* spp.; cow enteric disease related to infection by *E. coli* or protozoa (i.e., coccidia, cryptosporidia, etc.); dairy cow mastitis related to infection by *Staph. aureus*, *Strep. uberis*, *Strep. agalactiae*, *Strep. dysgalactiae*, *Klebsiella* spp., *Corynebacterium*, or *Enterococcus* spp.; swine respiratory disease

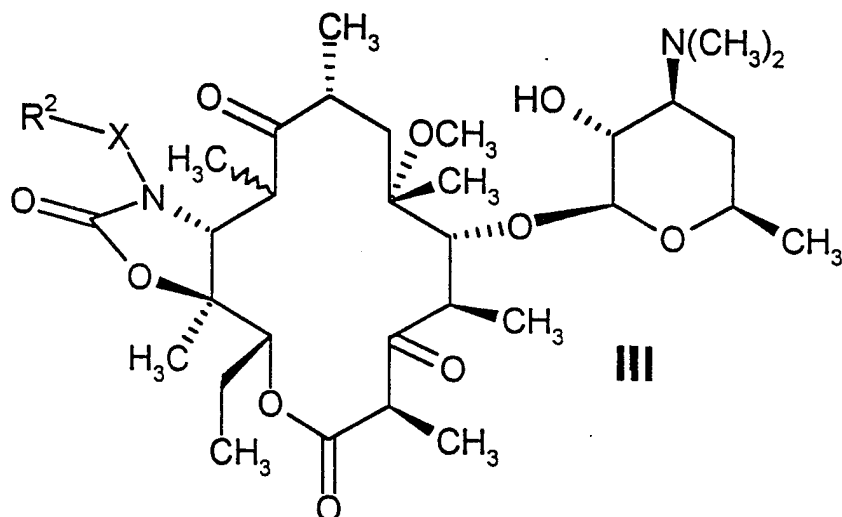
25 related to infection by *A. pleuro.*, *P. multocida*, or *Mycoplasma* spp.; swine enteric disease related to infection by *E. coli*, *Lawsonia intracellularis*, *Salmonella*, or *Serpulina hyodysenteriae*; cow footrot related to infection by *Fusobacterium* spp.; cow metritis related to infection by *E. coli*; cow hairy warts related to infection by *Fusobacterium necrophorum* or *Bacteroides nodosus*; cow pink-eye related to infection by *Moraxella bovis*; cow premature abortion related to

30 infection by protozoa (i.e. neosporium); urinary tract infection in dogs and cats related to infection by *E. coli*; skin and soft tissue infections in dogs and cats related to infection by *Staph. epidermidis*, *Staph. intermedius*, coagulase neg. *Staph.* or *P. multocida*; and dental or mouth infections in dogs and cats related to infection by *Alcaligenes* spp., *Bacteroides* spp., *Clostridium* spp., *Enterobacter* spp., *Eubacterium*, *Peptostreptococcus*, *Porphyromonas*, or *Prevotella*.

35 Other bacterial infections and protozoa infections and disorders related to such infections that may be treated or prevented in accord with the method of the present invention are referred to in

J. P. Sanford et al., "The Sanford Guide To Antimicrobial Therapy," 26th Edition, (Antimicrobial Therapy, Inc., 1996).

The invention also relates to a process of preparing the compound of formula I, and pharmaceutically acceptable salts thereof, wherein R^1 , R^2 , R^6 and X are as defined above, which
 5 comprises treating a compound of the formula



wherein X and R^2 are as defined above, with a compound of the formula $R^1ONH_2 \cdot HCl$ or R^1ONH_2 , wherein R^1 is as defined for said compound of formula I, in the presence of an acid, in a polar solvent such as methanol, ethanol, or isopropyl alcohol. Preferably, said acid is $Py \cdot HCl$,
 10 wherein Py denotes pyridine, or $Et_3N \cdot HCl$.

In the chemical structures depicted herein, a wavy line indicates that the stereochemistry at the chiral center to which the wavy line is connected is either an R or S configuration where the wavy line is connected to a carbon atom. In the compound of formula I, the wavy line at position 10 of the macrolide ring indicates that the methyl group can be either R
 15 or S configuration at that position. In the compound of formula I, the wavy line connected to the oxime nitrogen at position 9 of the macrolide ring indicates that the $-OR^1$ moiety is in an E or Z configuration.

The term "halo", as used herein, unless otherwise indicated, means fluoro, chloro, bromo or iodo. Preferred halo groups are fluoro, chloro and bromo.

20 The term "alkyl", as used herein, unless otherwise indicated, includes saturated monovalent hydrocarbon radicals having straight, cyclic or branched moieties, or mixtures thereof. Said alkyl group may include one or two double or triple bonds. It is understood that for cyclic moieties at least three carbon atoms are required in said alkyl group.

The term "alkanoyl", as used herein, unless otherwise indicated, includes $-C(O)-$ alkyl
 25 groups wherein "alkyl" is as defined above.

The term "aryl", as used herein, unless otherwise indicated, includes an organic radical derived from an aromatic hydrocarbon by removal of one hydrogen, such as phenyl or naphthyl.

The term "5-10 membered heterocyclyl", as used herein, unless otherwise indicated, includes aromatic and non-aromatic heterocyclic groups containing one or more heteroatoms each selected from O, S and N, wherein each heterocyclic group has from 5-10 atoms in its ring system. The heterocyclic groups include benzo-fused ring systems and ring systems substituted with one or more oxo moieties. An example of a 5 membered heterocyclic group is thiazolyl, and an example of a 10 membered heterocyclic group is quinolinyl. Examples of non-aromatic heterocyclic groups are pyrrolidinyl, piperidino, morpholino, thiomorpholino and piperazinyl. Examples of aromatic heterocyclic groups are pyridinyl, imidazolyl, pyrimidinyl, pyrazolyl, triazolyl, pyrazinyl, tetrazolyl, furyl, thienyl, isoxazolyl and thiazolyl. Heterocyclic groups having a fused benzene ring include benzimidazolyl.

The phrase "pharmaceutically acceptable salt(s)", as used herein, unless otherwise indicated, includes salts of acidic or basic groups which may be present in the compounds of formula I. The compounds of formula I that are basic in nature are capable of forming a wide variety of salts with various inorganic and organic acids. The acids that may be used to prepare pharmaceutically acceptable acid addition salts of such basic compounds of formula I are those that form non-toxic acid addition salts, i.e., salts containing pharmacologically acceptable anions, such as the hydrochloride, hydrobromide, hydroiodide, nitrate, sulfate, bisulfate, phosphate, acid phosphate, isonicotinate, acetate, lactate, salicylate, citrate, acid citrate, tartrate, pantothenate, bitartrate, ascorbate, succinate, maleate, gentisinate, fumarate, gluconate, glucaronate, saccharate, formate, benzoate, glutamate, methanesulfonate, ethanesulfonate, benzenesulfonate, p-toluenesulfonate and pamoate [i.e., 1,1'-methylene-bis-(2-hydroxy-3-naphthoate)] salts.

Those compounds of the formula I that are acidic in nature, are capable of forming base salts with various pharmacologically acceptable cations. Examples of such salts include the alkali metal or alkaline earth metal salts and particularly, the sodium and potassium salts.

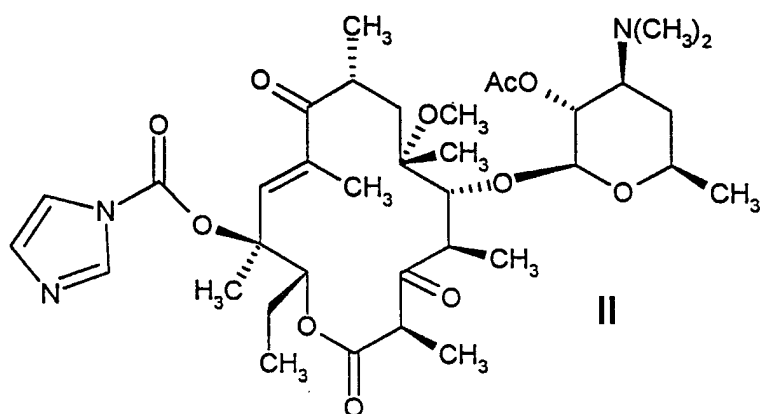
The present invention also includes all radiolabelled forms of the compounds of formula I, and pharmaceutically acceptable salts thereof, wherein the radiolabel is selected from ^3H , ^{11}C and ^{14}C . Such radiolabelled compounds are useful as research or diagnostic tools.

Certain compounds of formula I may have asymmetric centers and therefore exist in different enantiomeric forms. This invention relates to the use of all optical isomers and stereoisomers of the compounds of formula I and mixtures thereof. In particular, the invention includes both the R and S configurations of the methyl group at C-10 of the macrolide ring of formula I, and both the E and Z configurations of the -OR¹ group connected to the nitrogen of the oxime moiety at C-9 of the macrolide ring of formula I. The compounds of formula I may also exist as tautomers. This invention relates to the use of all such tautomers and mixtures thereof.

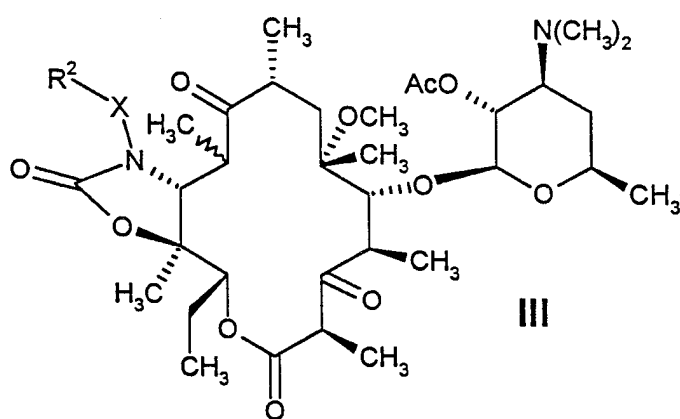
-12-

Detailed Description of the Invention

The preparation of the compounds of the present invention is illustrated in the following Schemes.

Scheme 1

1

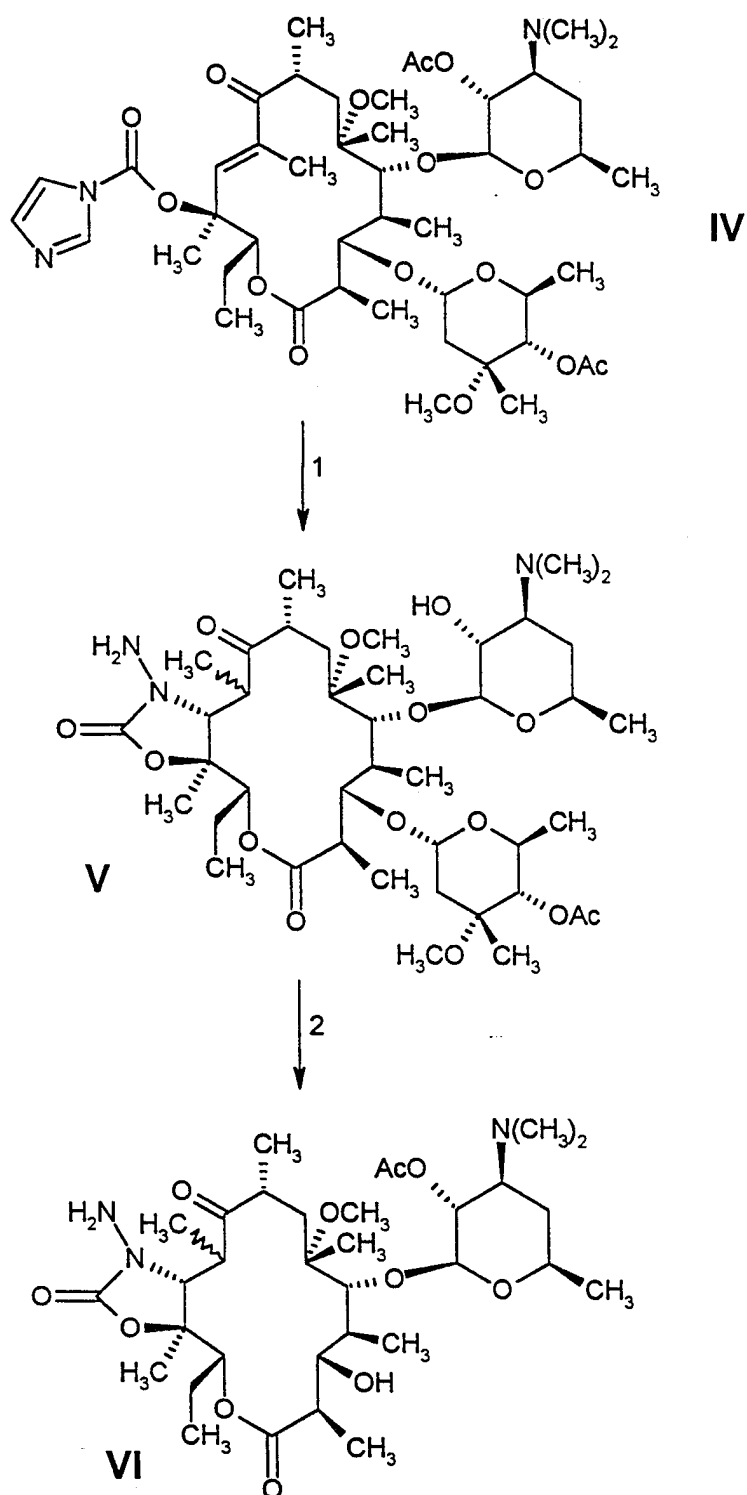


2

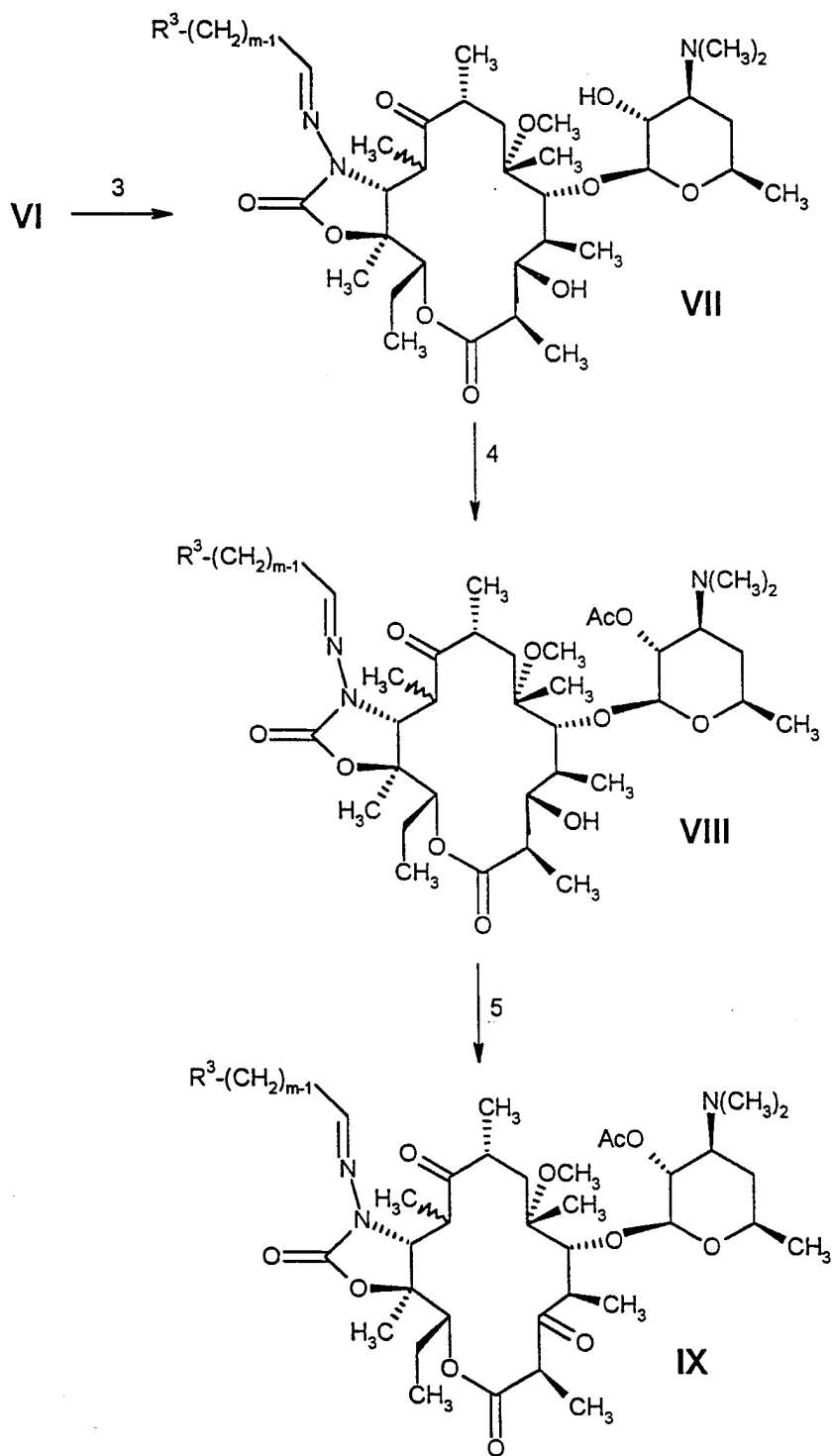
I

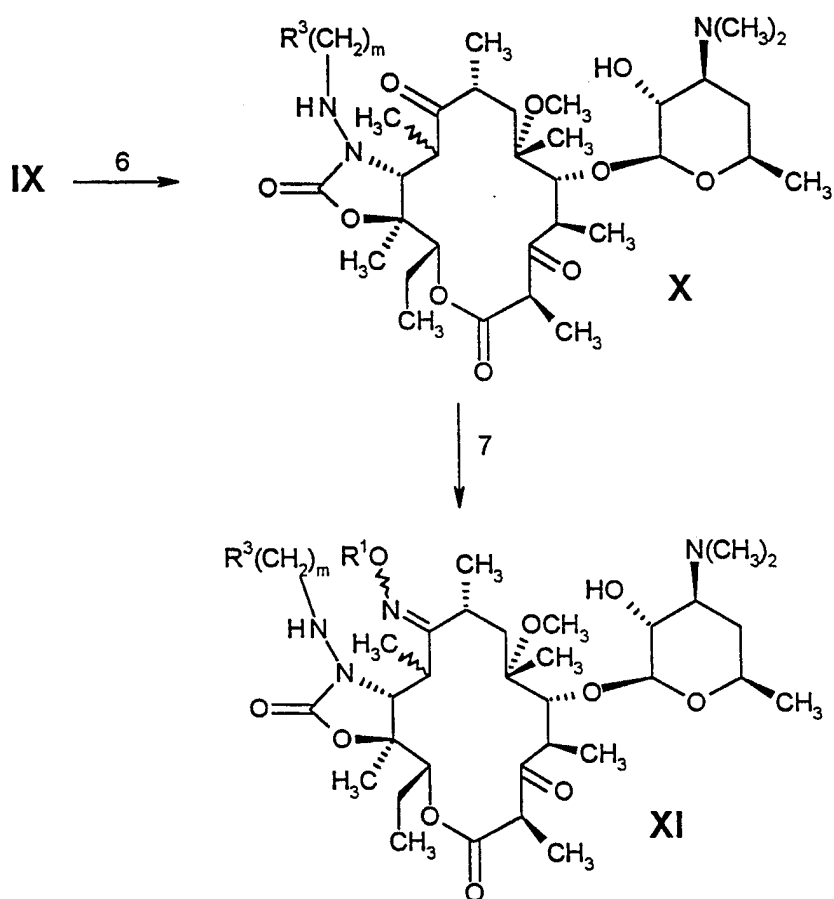
-13-

Scheme 2

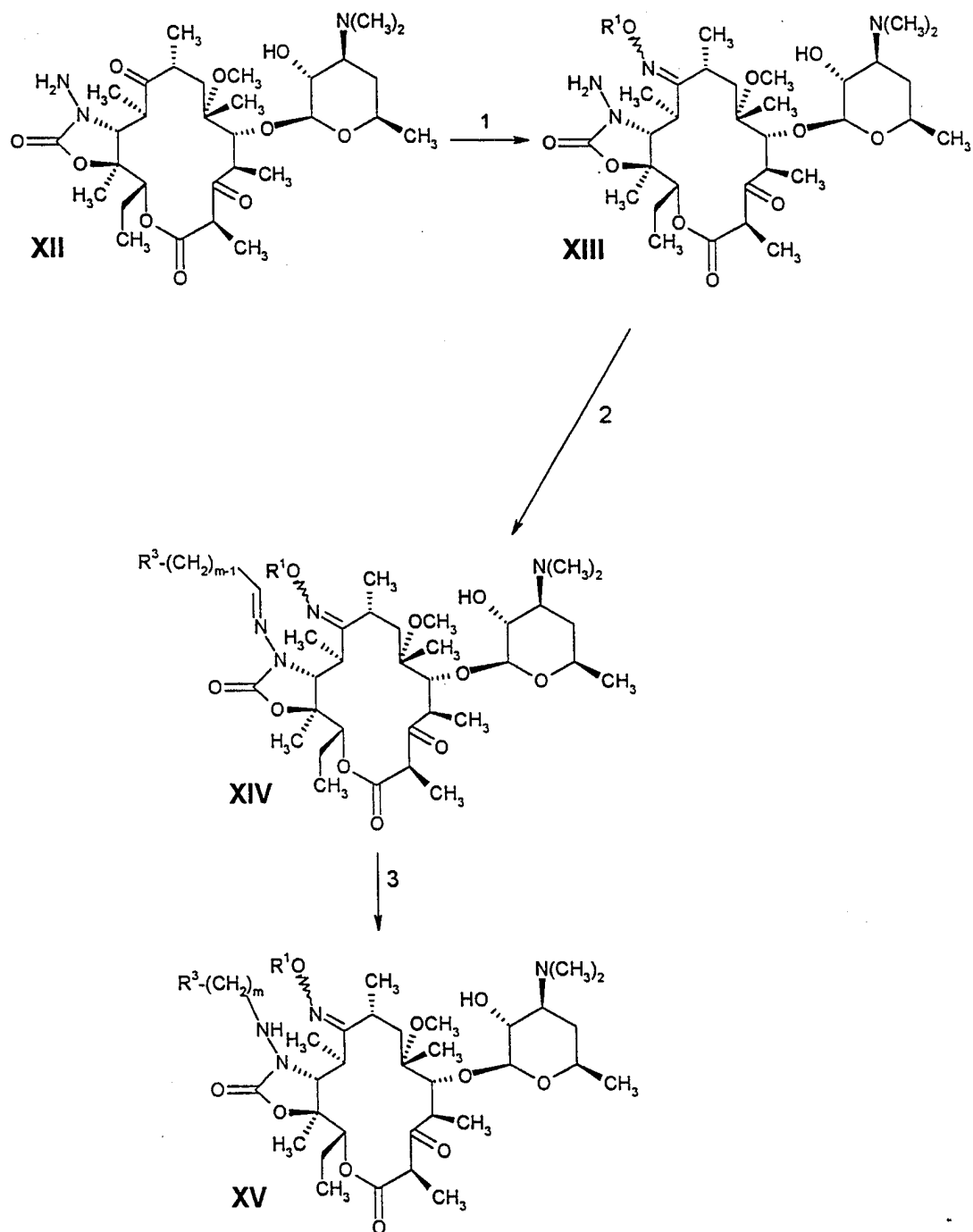


Scheme 2 continued



Scheme 2 continued

Scheme 3



In the above Schemes, "Ac" indicates an acetyl group. The compounds of the present invention are readily prepared. Scheme 1 illustrates the general synthesis of the compounds of the present invention. In Scheme 1, the starting compound of formula II can be prepared as described in United States patent 5,543,400 (issued August 6, 1996). In general, the intermediate compound of formula III can be prepared as described in United States patent 5,543,400, referred to above, United States patent 5,527,780 (issued June 18, 1996), United Kingdom patent application number 2,288,174 (published October 11, 1995), and G. Griesgraber *et al.*, "3-Keto-11,12-carbazate Derivatives of 6-O-Methylerythromycin A," Journal of Antibiotics, 49(5), 465-477 (1996).

In step 1 of Scheme 1, compounds of the formula III, wherein X is $-\text{CR}^7\text{R}^8-$ and R^2 is as defined above, can be prepared by treating a compound of the formula II with a compound of the formula $\text{H}_2\text{N}-\text{X}-\text{R}^2$, wherein X and R^2 are as indicated for said compound of formula III, in a solvent such as acetonitrile, dimethylformamide (DMF), tetrahydrofuran (THF), dimethoxy ethane or dimethylsulfoxide (DMSO), at a temperature within the range of about 50°C to 90°C for a period of about 4 to 10 hours. The preparation of compounds of the formula III wherein X is $-\text{CR}^7\text{R}^8-$ is described in further detail in United States patents 5,543,400 and 5,527,780, referred to above. Compounds of the formula III, wherein X is $-\text{NH}-$ and R^2 is as defined above, can be prepared by treating a compound of the formula II with a compound of the formula H_2NNHR^2 , wherein R^2 is as defined above, in a solvent such as acetonitrile, dioxane, or DMSO, at a temperature within the range of about 40°C to 90°C for a period of about 12 hours. The preparation of the compound of formula III wherein X is $-\text{NH}-$ is described in further detail in United Kingdom patent application number 2,288,174, referred to above. In step 2 of Scheme 1, compounds of the formula I can be prepared by treating a compound of the formula III with a compound of the formula $\text{R}^1\text{ONH}_2\cdot\text{HCl}$ or R^1ONH_2 , wherein R^1 is as defined above, in the presence of an acid, such as $\text{Py}\cdot\text{HCl}$, wherein Py denotes pyridine, or $\text{Et}_3\text{N}\cdot\text{HCl}$, in a polar solvent, preferably methanol, ethanol, or isopropyl alcohol, at a temperature within the range of about 65°C to 95°C for a period of about 10 hours to 6 days.

Scheme 2 illustrates an alternative method of preparing compounds of the formula I wherein X is $-\text{NH}-$. In Scheme 2, the compound of formula IV can be prepared according to the procedures described in Baker *et al.*, Journal of Organic Chemistry, 53, 2340 (1988). In step 1 of Scheme 2, the compound of formula V can be prepared by treating the compound of formula IV with hydrazine according to the procedure described above for the preparation of the compound of formula III wherein X is $-\text{NH}-$. Preferably, the compound of formula V is prepared by treating a compound of formula IV with anhydrous hydrazine in a solvent such as MeCN or DMF at a temperature of from about 60°C to 90°C for about 12 hours. In step 2 of Scheme 2, the compound of formula VI can be prepared by treating a compound of formula V with an acid, such as hydrochloric acid, in a solvent such as methanol or ethanol. In step 3 of Scheme 2, the

compound of formula VII can be prepared by treating a compound of formula VI with a compound of the formula $R^3-(CH_2)_{m-1}-C(O)H$, wherein m is 1 to 7 and R^3 is as defined above, in an anhydrous solvent, such as anhydrous ethanol or isopropanol, at a temperature within the range of about 80°C to 90°C.

5 In steps 4 and 5 of Scheme 2, the hydroxy group at position C-2' of the compound of formula VII is protected as an acetate by treating the compound with acetic anhydride to form the compound of formula VIII, followed by oxidation of the hydroxy group at position 3 to provide a carbonyl group. Preferably, this is done by treating the compound of formula VII with acetic anhydride in a solvent such as CH_2Cl_2 at ambient temperature to provide the compound of
10 formula VIII. The compound of formula IX can be prepared by treating a compound of formula VIII, in a solvent such as CH_2Cl_2 , with DMSO, 1-ethyl-3-(3-dimethylaminopropyl)carbodiimide (EDAC) and pyridinium trifluoroacetate (Py-TFA) at ambient temperature. The compound of formula X can be prepared by treating the compound of formula IX with a reducing agent such as $NaBH_3CN$ in a solvent such as methanol at ambient temperature. The compound of formula
15 XI can be prepared as described above for step 2 of Scheme 1.

Scheme 3 illustrates an additional method of preparing compounds of the formula I wherein X is $-NH-$. In Scheme 3, the compound of formula XII can be prepared according to the procedures described in Griesgraber *et al.*, Journal of Antibiotics, 49(5), 465-477 (1966). In step
20 1 of Scheme 3, the compound of formula XII can be prepared by treating the compound of formula XII with a compound of the formula $R^1ONH_2 \cdot HCl$ or R^1ONH_2 in the presence of an acid such as $Py \cdot HCl$, wherein Py denotes pyridine, or $Et_3N \cdot HCl$, in a polar solvent, preferably ethanol, methanol, or isopropyl alcohol, at a temperature within the range of about 65°C to 95°C for a period of about 10 hours to 4 days. In step 2 of Scheme 3, the compound of formula XIII can be converted to the compound of formula XIV according to the procedure of step 3 of
25 Scheme 2. In step 3 of Scheme 3, the compound of formula XIV can be converted to the compound of formula XV according to the procedure of step 6 of Scheme 2.

The compounds of the present invention may have asymmetric carbon atoms. Such diastereomeric mixtures can be separated into their individual diastereomers on the basis of their physical chemical differences by methods known to those skilled in the art, for example, by
30 chromatography or fractional crystallization. Enantiomers can be separated by converting the enantiomeric mixtures into a diastereomeric mixture by reaction with an appropriate optically active compound (e.g., alcohol), separating the diastereomers and converting (e.g., hydrolyzing) the individual diastereomers to the corresponding pure enantiomers. All such isomers, including diastereomer mixtures and pure enantiomers are considered as part of the invention.

35 The compounds of formula I that are basic in nature are capable of forming a wide variety of different salts with various inorganic and organic acids. Although such salts must be pharmaceutically acceptable for administration to animals, it is often desirable in practice to

initially isolate the compound of formula I from the reaction mixture as a pharmaceutically unacceptable salt and then simply convert the latter back to the free base compound by treatment with an alkaline reagent and subsequently convert the latter free base to a pharmaceutically acceptable acid addition salt. The acid addition salts of the base compounds of this invention are readily prepared by treating the base compound with a substantially equivalent amount of the chosen mineral or organic acid in an aqueous solvent medium or in a suitable organic solvent, such as methanol or ethanol. Upon careful evaporation of the solvent, the desired solid salt is readily obtained. The desired acid salt can also be precipitated from a solution of the free base in an organic solvent by adding to the solution an appropriate mineral or organic acid.

Those compounds of the formula I that are acidic in nature, are capable of forming base salts with various pharmacologically acceptable cations. Examples of such salts include the alkali metal or alkaline-earth metal salts and particularly, the sodium and potassium salts. These salts may be prepared by conventional techniques. The chemical bases which are used as reagents to prepare the pharmaceutically acceptable base salts of this invention are those which form non-toxic base salts with the acidic compounds of formula I. Such non-toxic base salts include those derived from such pharmacologically acceptable cations as sodium, potassium calcium and magnesium, etc. These salts can be prepared by treating the corresponding acidic compounds with an aqueous solution containing the desired pharmacologically acceptable cations, and then evaporating the resulting solution to dryness, preferably under reduced pressure. Alternatively, they may also be prepared by mixing lower alkanolic solutions of the acidic compounds and the desired alkali metal alkoxide together, and then evaporating the resulting solution to dryness in the same manner as before. In either case, stoichiometric quantities of reagents are preferably employed in order to ensure completeness of reaction and maximum yields of the desired final product.

The activity of the compounds of the present invention against bacterial and protozoa pathogens is demonstrated by the compound's ability to inhibit growth of defined strains of human (Assay I) or animal (Assays II and III) pathogens.

Assay I

Assay I, described below, employs conventional methodology and interpretation criteria and is designed to provide direction for chemical modifications that may lead to compounds that circumvent defined mechanisms of macrolide resistance. In Assay I, a panel of bacterial strains is assembled to include a variety of target pathogenic species, including representatives of macrolide resistance mechanisms that have been characterized. Use of this panel enables the chemical structure/activity relationship to be determined with respect to potency, spectrum of activity, and structural elements or modifications that may be necessary to obviate resistance mechanisms. Bacterial pathogens that comprise the screening panel are shown in the table

-20-

below. In many cases, both the macrolide-susceptible parent strain and the macrolide-resistant strain derived from it are available to provide a more accurate assessment of the compound's ability to circumvent the resistance mechanism. Strains that contain the gene with the designation of *ermA/ermB/ermC* are resistant to macrolides, lincosamides, and streptogramin B antibiotics due to modifications (methylation) of 23S rRNA molecules by an Erm methylase, thereby generally prevent the binding of all three structural classes. Two types of macrolide efflux have been described; *msrA* encodes a component of an efflux system in staphylococci that prevents the entry of macrolides and streptogramins while *mefA/E* encodes a transmembrane protein that appears to efflux only macrolides. Inactivation of macrolide antibiotics can occur and can be mediated by either a phosphorylation of the 2'-hydroxyl (*mph*) or by cleavage of the macrocyclic lactone (esterase). The strains may be characterized using conventional polymerase chain reaction (PCR) technology and/or by sequencing the resistance determinant. The use of PCR technology in this application is described in J. Sutcliffe et al., "Detection Of Erythromycin-Resistant Determinants By PCR", Antimicrobial Agents and Chemotherapy, 40(11), 2562-2566 (1996). The assay is performed in microtiter trays and interpreted according to Performance Standards for Antimicrobial Disk Susceptibility Tests - Sixth Edition: Approved Standard, published by The National Committee for Clinical Laboratory Standards (NCCLS) guidelines; the minimum inhibitory concentration (MIC) is used to compare strains. Compounds are initially dissolved in dimethylsulfoxide (DMSO) as 40 mg/ml stock solutions.

Strain Designation	Macrolide Resistance Mechanism(s)
Staphylococcus aureus 1116	susceptible parent
Staphylococcus aureus 1117	ermB
Staphylococcus aureus 0052	susceptible parent
Staphylococcus aureus 1120	ermC
Staphylococcus aureus 1032	msrA, mph, esterase
Staphylococcus hemolyticus 1006	msrA, mph
Streptococcus pyogenes 0203	susceptible parent
Streptococcus pyogenes 1079	ermB
Streptococcus pyogenes 1062	susceptible parent
Streptococcus pyogenes 1061	ermB
Streptococcus pyogenes 1064	ermB
Streptococcus agalactiae 1024	susceptible parent
Streptococcus agalactiae 1023	ermB
Streptococcus pneumoniae 1016	susceptible

Streptococcus pneumoniae 1046	ermB
Streptococcus pneumoniae 1095	ermB
Streptococcus pneumoniae 1175	mefE
Streptococcus pneumoniae 0085	susceptible
Haemophilus influenzae 0131	susceptible
Moraxella catarrhalis 0040	susceptible
Moraxella catarrhalis 1055	erythromycin intermediate resistance
Escherichia coli 0266	susceptible

Assay II is utilized to test for activity against *Pasteurella multocida* and Assay III is utilized to test for activity against *Pasteurella haemolytica*.

Assay II

5 This assay is based on the liquid dilution method in microliter format. A single colony of *P. multocida* (strain 59A067) is inoculated into 5 ml of brain heart infusion (BHI) broth. The test compounds are prepared by solubilizing 1 mg of the compound in 125 μ l of dimethylsulfoxide (DMSO). Dilutions of the test compound are prepared using uninoculated BHI broth. The concentrations of the test compound used range from 200 μ g/ml to 0.098 μ g/ml by two-fold
10 serial dilutions. The *P. multocida* inoculated BHI is diluted with uninoculated BHI broth to make a 10^4 cell suspension per 200 μ l. The BHI cell suspensions are mixed with respective serial dilutions of the test compound, and incubated at 37°C for 18 hours. The minimum inhibitory concentration (MIC) is equal to the concentration of the compound exhibiting 100% inhibition of growth of *P. multocida* as determined by comparison with an uninoculated control.

Assay III

15 This assay is based on the agar dilution method using a Steers Replicator. Two to five colonies isolated from an agar plate are inoculated into BHI broth and incubated overnight at 37°C with shaking (200 rpm). The next morning, 300 μ l of the fully grown *P. haemolytica* preculture is inoculated into 3 ml of fresh BHI broth and is incubated at 37°C with shaking (200
20 rpm). The appropriate amounts of the test compounds are dissolved in ethanol and a series of two-fold serial dilutions are prepared. Two ml of the respective serial dilution is mixed with 18 ml of molten BHI agar and solidified. When the inoculated *P. haemolytica* culture reaches 0.5 McFarland standard density, about 5 μ l of the *P. haemolytica* culture is inoculated onto BHI agar plates containing the various concentrations of the test compound using a Steers Replicator and
25 incubated for 18 hours at 37°C. Initial concentrations of the test compound range from 100-200 μ g/ml. The MIC is equal to the concentration of the test compound exhibiting 100% inhibition of growth of *P. haemolytica* as determined by comparison with an uninoculated control.

-22-

The in vivo activity of the compounds of formula (I) can be determined by conventional animal protection studies well known to those skilled in the art, usually carried out in mice.

Mice are allotted to cages (10 per cage) upon their arrival, and allowed to acclimate for a minimum of 48 hours before being used. Animals are inoculated with 0.5 ml of a 3×10^3 CFU/ml bacterial suspension (*P. multocida* strain 59A006) intraperitoneally. Each experiment has at least 3 non-medicated control groups including one infected with 0.1X challenge dose and two infected with 1X challenge dose; a 10X challenge data group may also be used. Generally, all mice in a given study can be challenged within 30-90 minutes, especially if a repeating syringe (such as a Cornwall® syringe) is used to administer the challenge. Thirty minutes after challenging has begun, the first compound treatment is given. It may be necessary for a second person to begin compound dosing if all of the animals have not been challenged at the end of 30 minutes. The routes of administration are subcutaneous or oral doses. Subcutaneous doses are administered into the loose skin in the back of the neck whereas oral doses are given by means of a feeding needle. In both cases, a volume of 0.2 ml is used per mouse. Compounds are administered 30 minutes, 4 hours, and 24 hours after challenge. A control compound of known efficacy administered by the same route is included in each test. Animals are observed daily, and the number of survivors in each group is recorded. The *P. multocida* model monitoring continues for 96 hours (four days) post challenge.

The PD_{50} is a calculated dose at which the compound tested protects 50% of a group of mice from mortality due to the bacterial infection which would be lethal in the absence of drug treatment.

The compounds of formula I, and the pharmaceutically acceptable salts thereof (hereinafter "the active compounds"), may be administered through oral, parenteral, topical, or rectal routes in the treatment or prevention of bacterial or protozoa infections. In general, these compounds are most desirably administered in dosages ranging from about 0.2 mg per kg body weight per day (mg/kg/day) to about 200 mg/kg/day in single or divided doses (i.e., from 1 to 4 doses per day), although variations will necessarily occur depending upon the species, weight and condition of the subject being treated and the particular route of administration chosen. However, a dosage level that is in the range of about 4 mg/kg/day to about 50 mg/kg/day is most desirably employed. Variations may nevertheless occur depending upon the species of mammal, fish or bird being treated and its individual response to said medicament, as well as on the type of pharmaceutical formulation chosen and the time period and interval at which such administration is carried out. In some instances, dosage levels below the lower limit of the aforesaid range may be more than adequate, while in other cases still larger doses may be employed without causing any harmful side effects, provided that such larger doses are first divided into several small doses for administration throughout the day.

The active compounds may be administered alone or in combination with pharmaceutically acceptable carriers or diluents by the routes previously indicated, and such administration may be carried out in single or multiple doses. More particularly, the active compounds may be administered in a wide variety of different dosage forms, i.e., they may be combined with various pharmaceutically acceptable inert carriers in the form of tablets, capsules, lozenges, troches, hard candies, powders, sprays, creams, salves, suppositories, jellies, gels, pastes, lotions, ointments, aqueous suspensions, injectable solutions, elixirs, syrups, and the like. Such carriers include solid diluents or fillers, sterile aqueous media and various non-toxic organic solvents, etc. Moreover, oral pharmaceutical compositions can be suitably sweetened and/or flavored. In general, the active compounds are present in such dosage forms at concentration levels ranging from about 5.0% to about 70% by weight.

For oral administration, tablets containing various excipients such as microcrystalline cellulose, sodium citrate, calcium carbonate, dicalcium phosphate and glycine may be employed along with various disintegrants such as starch (and preferably corn, potato or tapioca starch), alginic acid and certain complex silicates, together with granulation binders like polyvinylpyrrolidone, sucrose, gelatin and acacia. Additionally, lubricating agents such as magnesium stearate, sodium lauryl sulfate and talc are often very useful for tableting purposes. Solid compositions of a similar type may also be employed as fillers in gelatin capsules; preferred materials in this connection also include lactose or milk sugar as well as high molecular weight polyethylene glycols. When aqueous suspensions and/or elixirs are desired for oral administration, the active compound may be combined with various sweetening or flavoring agents, coloring matter or dyes, and, if so desired, emulsifying and/or suspending agents as well, together with such diluents as water, ethanol, propylene glycol, glycerin and various like combinations thereof.

For parenteral administration, solutions of an active compound in either sesame or peanut oil or in aqueous propylene glycol may be employed. The aqueous solutions should be suitably buffered (preferably pH greater than 8) if necessary and the liquid diluent first rendered isotonic. These aqueous solutions are suitable for intravenous injection purposes. The oily solutions are suitable for intraarticular, intramuscular and subcutaneous injection purposes. The preparation of all these solutions under sterile conditions is readily accomplished by standard pharmaceutical techniques well known to those skilled in the art.

Additionally, it is also possible to administer the active compounds of the present invention topically and this may be done by way of creams, jellies, gels, pastes, patches, ointments and the like, in accordance with standard pharmaceutical practice.

For administration to animals other than humans, such as cattle or domestic animals, the active compounds may be administered in the feed of the animals or orally as a drench composition.

-24-

The active compounds may also be administered in the form of liposome delivery systems, such as small unilamellar vesicles, large unilamellar vesicles and multilamellar vesicles. Liposomes can be formed from a variety of phospholipids, such as cholesterol, stearylamine or phosphatidylcholines.

5 The active compounds may also be coupled with soluble polymers as targetable drug carriers. Such polymers can include polyvinylpyrrolidone, pyran copolymer, polyhydroxypropylmethacrylamide phenyl, polyhydroxyethylaspartamide-phenol, or polyethyleneoxide-polylysine substituted with palmitoylresidues. Furthermore, the active compounds may be coupled to a class of biodegradable polymers useful in achieving controlled
10 release of a drug, for example, polylactic acid, polyglycolic acid, copolymers of polylactic and polyglycolic acid, polyepsilon caprolactone, polyhydroxy butyric acid, polyorthoesters, polyacetals, polydihydropyrans, polycyanoacrylates and cross-linked or amphipathic block copolymers of hydrogels.

The Examples provided below illustrate specific embodiments of the invention, but the
15 invention is not limited in scope to the Examples specifically exemplified.

Example 1

4"-Acetyl-11-deoxy-11-hydrazo-6-O-methylerythromycin A, 11,12-carbamate

To a solution of 10,11-anhydro-2',4'-di-O-acetyl-12-O-imidazolylcarbonyl-6-O-methylerythromycin A (460 mg, 0.51 mmol) (which was prepared following the procedures of
20 Baker *et al.*, *J. Org. Chem.*, 1988, 53, 2340), in MeCN at room temperature was added anhydrous NH₂NH₂ (0.16 mL, 5.1 mmol) and the resulting solution was heated at 60°C for 12 hours. MeCN was removed *in vacuo*, brine and EtOAc were added, and the aqueous layer was extracted with EtOAc (3 times). The combined organic layers were washed with brine, dried over anhydrous MgSO₄, and concentrated *in vacuo*. The crude product was purified by silica gel flash
25 chromatography (1.5% Et₃N-1.5% MeOH-97% MeOBu-*t*) to afford the title compound as a white solid (261 mg, 62%) and 4"-acetyl-10-*epi*-11-deoxy-11-hydrazo-6-O-methylerythromycin A, 11,12-carbamate as a white solid (38 mg, 10%).

For the title compound: ¹H NMR (400 MHz, CDCl₃) δ: 5.02 (1H, dd, J = 1.6, 10.8 Hz), 4.94 (1H, d, J = 4.8 Hz), 4.65 (1H, d, J = 10.0 Hz), 4.53 (1H, d, J = 7.2 Hz), 4.33 (1H, m), 3.82-
30 3.30 (m), 3.29 (3H, s), 3.20-3.00 (m), 3.00 (3H, s), 2.92-2.31 (m), 2.27 (6H, s), 2.08 (3H, s), 2.0-1.4 (m), and 0.82 (3H, t, J = 7.6 Hz); MS: m/z 830 (M+H).

For 4"-acetyl-10-*epi*-11-deoxy-11-hydrazo-6-O-methylerythromycin A, 11,12-Carbamate: δ: ¹H NMR (400 MHz, CDCl₃): 5.05 (1H, d, J = 4.4 Hz), 4.87 (1H, dd, J = 1.6, 10.8 Hz), 4.64 (1H, d, J = 10.0 Hz), 4.43 (1H, d, J = 7.6 Hz), 4.33 (1H, m), 3.84-3.32 (m), 3.30 (3H, s), 3.18
35 (3H, s), 3.2-2.3 (m), 2.23 (6H, s), 2.08 (3H, s), 1.62 (3H, s), 1.30 (3H, s), 0.97 (3H, d, J = 6.8 Hz), and 0.84 (3H, t, J = 7.2 Hz); MS: m/z 830 (M+H).

Example 2

11-Deoxy-5-O-desosaminy-11-hydrazo-6-O-methylerythronolide A, 11,12-carbamate

A solution of 4"-acetyl-11-deoxy-11-hydrazo-6-O-methylerythromycin A, 11,12-carbamate (40 mg, 0.048 mmol) in EtOH-2N HCl (1 : 2) was stirred at room temperature overnight and the reaction mixture was poured into a cold solution of saturated NaHCO₃. The aqueous layer was extracted with CHCl₃ (3 times). The combined organic layers were washed with brine, dried over anhydrous MgSO₄, and concentrated *in vacuo*. The crude product was purified by silica gel flash chromatography (5% MeOH-0.5% NH₃·H₂O-94.5% CH₂Cl₂) to afford the title compound as a white solid (26.1 mg, 86%):

¹H NMR (400 MHz, CDCl₃) δ: 5.09 (1H, dd, J = 2.4, 10.8 Hz), 4.45 (1H, s), 4.38 (1H, d, J = 7.6 Hz), 3.9-3.0 (m), 2.95 (3H, s), 2.75-2.45 (m), 2.27 (6H, s), 2.0-1.4 (m), 1.40 (3H, s), 1.34 (3H, s), 1.24 (3H, d, J = 6.8 Hz), 1.23 (3H, d, J = 6.0 Hz), 1.12 (3H, d, J = 7.2 Hz), 1.09 (3H, d, J = 7.2 Hz), 1.07 (3H, d, J = 6.8 Hz), and 0.80 (3H, t, J = 7.6 Hz).

¹³C NMR (100.6 MHz, CDCl₃) δ: 216.90, 175.69, 156.45, 106.65, 88.29, 81.46, 78.74, 78.36, 75.78, 70.63, 70.23, 65.71, 63.37, 49.30, 45.35, 44.66, 40.27 (2C), 39.57, 38.87, 36.07, 28.28, 22.01, 21.23, 18.88, 18.16, 15.19, 14.15, 13.74, 10.14, 8.22.

MS: m/z 629 (M+H).

Example 3

11-Deoxy-5-O-desosaminy-11-(3-quinolin-4-yl-propylidene)hydrazo-6-O-methylerythronolide A, 11,12-carbamate

To a solution of 11-deoxy-5-O-desosaminy-11-hydrazo-6-O-methyl-erythronolide A, 11,12-carbamate (1.35 g, 21.7 mmol) in anhydrous EtOH (20 mL) was added 3-(4-quinolinyl)propionaldehyde (0.57 g, 3.08 mmol) and the resulting solution was heated at 86°C for two days. EtOH was evaporated *in vacuo* to give the title compound as a white solid (1.84 g, 97%).

¹H NMR (400 MHz, CDCl₃) δ: 8.81 (1H, d, J = 4.4 Hz), 8.09 (1H, d, J = 5.2 Hz), 8.07 (1H, d, J = 5.2 Hz), 7.69 (1H, t, J = 8.4 Hz), 7.56 (1H, t, J = 7.2 Hz), 7.29 (1H, d, J = 4.0 Hz), 5.08 (1H, dd, J = 2.0, 10.8 Hz), 4.53 (1H, s), 4.41 (1H, d, J = 7.6 Hz), 4.2-3.2 (m), 2.99 (3H, s), 2.9-2.4 (m), 2.25 (6H, s), 2.0-1.5 (m), 1.48 (3H, s), 1.29 (3H, s), 1.30 (3H, d, J = 6.4 Hz), 1.24 (3H, d, J = 6.0 Hz), 1.15 (3H, d, J = 6.4 Hz), 1.10 (3H, d, J = 7.2 Hz), 1.07 (3H, d, J = 6.4 Hz), and 0.87 (3H, t, J = 7.2 Hz).

MS: m/z 794 (M+H).

Example 4

2'-Acetyl-11-deoxy-5-O-desosaminy-11-(3-quinolin-4-yl-propylidene)hydrazo-6-O-methylerythronolide A, 11,12-carbamate

To a solution of 11-deoxy-5-O-desosaminy-11-(3-quinolin-4-yl-propylidene)hydrazo-6-O-methylerythronolide A, 11,12-carbamate (2.07 g, 2.60 mmol) in CH₂Cl₂ (10 mL) was added acetic anhydride (0.49 mL, 5.20 mmol) and the resulting solution was stirred at room temperature for 5 hours. Saturated NaHCO₃ was added, the aqueous layer was extracted with CH₂Cl₂, and the combined organic layers were washed with brine, dried over anhydrous MgSO₄, and evaporated *in vacuo* to give the title compound as a white solid (1.79 g, 82%).

¹H NMR (400 MHz, CDCl₃) δ: 8.80 (1H, d, J = 4.4 Hz), 8.08 (1H, d, J = 8.4 Hz), 8.05 (1H, d, J = 9.2 Hz), 8.01 (1H, t, J = 4.8 Hz), 7.68 (1H, dt, J = 1.2, 6.8 Hz), 7.55 (1H, dt, J = 1.2, 6.8 Hz), 7.27 (1H, d, J = 4.4 Hz), 5.02 (1H, dd, J = 2.8, 10 Hz), 4.718 (1H, t, J = 6.7 Hz), 4.40 (1H, s), 4.35 (1H, d, J = 7.6 Hz), 4.19 (1H, d, J = 8.0 Hz), 3.81 (1H, q, J = 6.8 Hz), 3.6-2.4 (m), 2.71 (3H, s), 2.24 (6H, s), 1.9-1.5 (m), 1.55 (3H, s), 1.35 (3H, d, J = 6.8 Hz), 1.33 (3H, s), 1.22 (3H, d, J = 6.0 Hz), 1.14 (3H, d, J = 7.6 Hz), 1.10 (3H, d, J = 6.8 Hz), 1.06 (3H, d, J = 6.4 Hz), and 0.87 (3H, t, J = 7.2 Hz).

MS: m/z 837 (M+H).

Example 5

2'-Acetyl-11-deoxy-5-O-desosaminy-11-(3-quinolin-4-yl-propylidene)hydrazo-6-O-methyl-3-oxoerythronolide A, 11,12-carbamate

To a solution of 2'-acetyl-11-deoxy-5-O-desosaminy-11-(3-quinolin-4-yl-propylidene)hydrazo-6-O-methylerythronolide A, 11,12-carbamate (1.69 g, 2.02 mmol) in CH₂Cl₂ (16 mL) was added DMSO (1.85 mL, 8.06 mmol, 10 eq), 1-ethyl-3-(3-dimethylaminopropyl)carbodiimide (EDAC) (1.55 g, 8.06 mmol, 3.1 eq), and Py·TFA (1.56 g, 8.06 mmol, 3.1 eq) and the resulting suspension was stirred at room temperature for 2 hours. Saturated NaHCO₃ was added, the aqueous layer was extracted with CH₂Cl₂ (3 times). The combined organic layers were washed with brine, dried over anhydrous MgSO₄, and concentrated *in vacuo*. The crude product was purified by silica gel flash chromatography (5% MeOH-0.5% NH₃·H₂O-94.5% CH₂Cl₂) to afford the title compound as a white solid (1.59 g, 94%).

¹H NMR (400 MHz, CDCl₃): 8.79 (1H, d, J = 3.6 Hz), 8.08 (1H, d, J = 8.8 Hz), 8.05 (1H, d, J = 8.4 Hz), 8.00 (1H, t, J = 4.8 Hz), 7.69 (1H, t, J = 8.4 Hz), 7.55 (1H, t, J = 7.2 Hz), 7.27 (1H, d, J = 4.4 Hz), 5.03 (1H, dd, J = 2.4, 10.0 Hz), 4.70 (1H, dd, J = 7.6, 10.4 Hz), 4.39 (1H, s), 4.34 (1H, d, J = 7.6 Hz), 4.18 (1H, d, J = 8.0 Hz), 3.82 (1H, q, J = 6.8 Hz), 3.6-1.6 (m), 2.71 (3H, s), 2.22 (6H, s), 2.03 (3H, s), 1.54 (3H, s), 1.33 (3H, d, J = 6.4 Hz), 1.28 (3H, s), 1.21 (3H, d, J = 6.4 Hz), 1.14 (3H, d, J = 7.6 Hz), 1.09 (3H, d, J = 6.8 Hz), 1.06 (3H, d, J = 6.8 Hz), 0.87 (3H, t, J = 7.2 Hz).

MS: m/z 836 (M+H).

Example 6

11-Deoxy-5-O-desosaminyl-11-(3-quinolin-4-yl-propyl)hydrazo-6-O-methyl-3-oxoerythronolide A, 11,12-carbamate:

To a solution of 2'-acetyl-11-deoxy-5-O-desosaminyl-11-(3-quinolin-4-yl-propylidene)hydrazo-6-O-methyl-3-oxoerythronolide A, 11,12-carbamate (1.59 g, 1.90 mmol) in MeOH (25 mL) at room temperature was added NaBH₃CN (359 mg, 5.70 mmol, 3 eq) followed by HOAc (0.65 mL, 11.4 mmol, 6 eq) and the resulting reaction mixture was stirred at room temperature overnight. MeOH was removed *in vacuo* and the residue was dissolved in CH₂Cl₂. Saturated NaHCO₃ was added, the aqueous layer was extracted with CH₂Cl₂ (3 times), the combined organic layers were washed with brine, dried over anhydrous MgSO₄, and concentrated *in vacuo*. The residue was dissolved in MeOH (50 mL) and the solution was heated under reflux for 1 hour. MeOH was then removed *in vacuo* and the crude product was purified by silica gel flash chromatography (5% MeOH-0.5% NH₃·H₂O-94.5% CH₂Cl₂) to afford the title compound as a white solid (1.13 g, 75%).

¹H NMR (400 MHz, CDCl₃) δ: 8.75 (1H, d, J = 4.27 Hz), 8.07 (2H, t, J = 9.4 Hz), 7.64 (1H, dt, J = 1.6, 6.8 Hz), 7.50 (1H, dt, J = 1.6, 7.2 Hz), 7.26 (1H, d, J = 4.4 Hz), 5.47 (1H, t, J = 3.6 Hz), 4.98 (1H, d, J = 10.8 Hz), 4.26 (1H, s), 4.24 (1H, s), 3.84 (1H, q, J = 6.8 Hz), 3.71 (1H, s), 3.8-2.7 (m), 2.62 (3H, s), 2.6-2.3 (m), 2.22 (6H, s), 2.2-1.5 (m), 1.44 (3H, s), 1.33 (3H, d, J = 6.8 Hz), 1.31 (3H, s), 1.29 (3H, d, J = 7.6 Hz), 1.21 (3H, d, J = 6.0 Hz), 1.16 (3H, d, J = 6.0 Hz), 1.04 (3H, d, J = 6.8 Hz), and 0.78 (3H, t, J = 7.2 Hz).

¹³C NMR (100.6 MHz, CDCl₃) δ (attached H's): 217.82 (0), 203.63 (0), 169.72 (0), 156.10 (0), 150.18 (1), 148.20 (2C, 0), 130.05 (1), 128.85 (1), 127.58 (0), 126.19 (1), 123.81 (1), 120.97 (1), 103.96 (1), 80.69 (0), 79.37 (1), 78.12 (0), 77.35 (1), 70.33 (1), 69.63 (1), 65.84 (1), 58.14 (1), 51.04 (1), 50.13 (3), 48.41 (2), 47.31 (1), 44.55 (1), 40.19 (2C, 3), 39.60 (2C, 2 and 1), 29.49 (2), 28.47 (2), 28.14 (2), 22.03 (2), 21.14 (3), 19.82 (3), 18.50 (3), 15.31 (3), 14.55 (3), 14.38 (3), 14.21 (3), and 10.35 (3).

MS: m/z 797 (M+H).

Example 7

9-Deoxy-11-deoxy-5-O-desosaminyl-11-(3-quinolin-4-yl-propyl)hydrazo-9-hydroxyimino-6-O-methyl-3-oxoerythronolide A, 11,12-carbamate

Method I:

To a solution of 11-deoxy-5-O-desosaminyl-11-(3-quinolin-4-yl-propyl)hydrazo-6-O-methyl-3-oxoerythronolide A, 11,12-carbamate (654 mg, 0.82 mmol) in *i*-PrOH (8.0 mL) was added NH₂OH·HCl (855 mg, 12.3 mmol, 15 eq) and the reaction mixture was heated at 90°C for six days. *i*-PrOH was removed *in vacuo* and the residue was dissolved in CH₂Cl₂. Saturated NaHCO₃ was added, the aqueous layer was extracted with CH₂Cl₂ (3 times), the combined organic layers were washed with brine, dried over anhydrous MgSO₄, and concentrated *in*

-28-

vacuo. The crude product was purified by preparative TLC (10% MeOH-1% $\text{NH}_3 \cdot \text{H}_2\text{O}$ -89% CH_2Cl_2) to afford the title compound as a white solid (224 mg, 34%) and the recovered starting material (107 mg, 16%).

^1H NMR (400 MHz, CDCl_3) δ : 10.85 (1H, br s), 8.39 (1H, d, $J = 4.4$ Hz), 8.00 (1H, d, $J = 8.4$ Hz), 7.90 (1H, d, $J = 8.0$ Hz), 7.60 (1H, t, $J = 7.2$ Hz), 7.42 (1H, t, $J = 7.6$ Hz), 6.82 (1H, d, $J = 4.8$ Hz), 5.05 (1H, dd, $J = 2.0, 10.8$ Hz), 4.30 (1H, dd, $J = 5.6, 7.2$ Hz), 3.89 (1H, q, $J = 6.4$ Hz), 3.92 (1H, s), 3.55 (1H, m), 3.27 (1H, m), 3.15-2.50 (m), 2.83 (3H, s), 2.35 (6H, s), 1.95 (1H, m), 1.8-1.2 (m), 1.55 (3H, s), 1.49 (3H, s), 1.35 (3H, d, $J = 6.8$ Hz), 1.29 (3H, d, $J = 7.6$ Hz), 1.26 (3H, d, $J = 6.0$ Hz), 1.15 (3H, d, $J = 6.8$ Hz), 1.03 (3H, d, $J = 6.8$ Hz), and 0.825 (3H, t, $J = 7.2$ Hz).

^{13}C NMR (100.6 MHz, CDCl_3) δ (attached H's): 203.73 (0), 169.85 (0), 166.52 (0), 156.35 (0), 149.22 (1), 147.06 (0), 129.35 (1), 128.85 (1), 127.36 (0), 126.41 (1), 123.77 (1), 120.24 (1), 103.91 (1), 81.28 (0), 79.77 (1), 78.66 (0), 77.37 (1), 70.34 (1), 69.40 (1), 65.95 (1), 59.68 (1), 51.16 (1), 50.52 (3), 48.08 (2), 47.52 (1), 40.26 (2C, 3), 38.26 (2), 33.66 (1), 29.40 (2), 28.51 (2), 27.93 (2), 25.59 (1), 22.17 (2), 21.18 (3), 20.09 (3), 19.15 (3), 17.40 (3), 15.37 (3), 14.52 (3), 14.36 (3), and 10.44 (3).

MS: m/z 812 ($M+H$).

Method II:

To a solution of 9-deoxo-11-deoxy-5-O-desosaminyl-11-(3-quinolin-4-yl-propylidene)hydrazo-9-hydroxyimino-6-O-methyl-3-oxoerythronolide A, 11,12-carbamate (186 mg, 0.23 mmol), prepared according to the procedures as described in Example 17, in methanol was added HOAc (212 μL , 3.7 mmol) and NaBH_3CN (158 mg, 2.3 mmol) and the resulting mixture was stirred at room temperature for 12 h. MeOH was removed *in vacuo* and the residue was dissolved in CH_2Cl_2 . Saturated NaHCO_3 was added, the aqueous layer was extracted with CH_2Cl_2 (3 times), the combined organic layers were washed with brine, dried over anhydrous MgSO_4 , and concentrated *in vacuo*. The crude product was purified by silica gel flash chromatography (5% MeOH-0.5% $\text{NH}_3 \cdot \text{H}_2\text{O}$ -94.5% CH_2Cl_2) to afford the title compound as a white solid (114 mg, 61%).

Example 8

9-Deoxo-11-deoxy-5-O-desosaminyl-11-(3-quinolin-4-yl-propyl)hydrazo-9-methoxyimino-6-O-methyl-3-oxoerythronolide A, 11,12-carbamate

Method I: To a solution of 11-deoxy-5-O-desosaminyl-11-(3-quinolin-4-yl-propyl)hydrazo-6-O-methyl-3-oxoerythronolide A, 11,12-carbamate (50 mg, 0.063 mmol) in *i*-PrOH (1.0 mL) was added $\text{NH}_2\text{OME} \cdot \text{HCl}$ (26 mg, 0.31 mmol, 5 eq) and the reaction mixture was heated at 90°C for three days. *i*-PrOH was removed *in vacuo* and the residue was

dissolved in CH_2Cl_2 . Saturated NaHCO_3 was added, the aqueous layer was extracted with CH_2Cl_2 (3 times), the combined organic layers were washed with brine, dried over anhydrous MgSO_4 , and concentrated *in vacuo*. The crude product was purified by preparative TLC (10% MeOH -1% $\text{NH}_3\cdot\text{H}_2\text{O}$ -89% CH_2Cl_2) to afford the title compound as a white solid (27 mg, 52%) and some recovered starting material.

^1H NMR (400 MHz, CDCl_3) δ : 8.75 (1H, d, J = 4.4 Hz), 8.12 (1H, d, J = 8.4 Hz), 8.06 (1H, d, J = 8.8 Hz), 7.65 (1H, t, J = 6.8 Hz), 7.50 (1H, t, J = 6.8 Hz), 7.27 (1H, d, J = 4.4 Hz), 6.04 (1H, br s), 5.01 (1H, d, J = 9.6 Hz), 4.3-1.4 (m), 3.86 (1H, q, J = 6.8 Hz), 3.70 (3H, s), 2.66 (3H, s), 2.31 (6H, s), 1.45 (3H, s), 1.37 (3H, s), 1.33 (3H, d, J = 6.8 Hz), 1.27 (3H, d, J = 7.2 Hz), 1.24 (3H, d, J = 6.0 Hz), 1.10 (3H, d, J = 6.4 Hz), 0.98 (3H, d, J = 6.8 Hz), and 0.77 (3H, t, J = 7.6 Hz).

MS: m/z 826 ($M+H$).

Method II: The title compound was prepared from 9-deoxo-11-deoxy-5-O-desosaminy-11-hydrazo-9-methoxyimino-6-O-methyl-3-oxoerythronolide A, 11,12-carbamate and 3-quinolin-4-yl-propionaldehyde following the procedures as described in Example 11.

Example 9

9-Deoxo-11-deoxy-5-O-desosaminy-11-(3-quinolin-4-yl-propyl)hydrazo-9-benzoxymino-6-O-methyl-3-oxoerythronolide A, 11,12-carbamate

To a solution of 11-deoxy-5-O-desosaminy-11-(3-quinolin-4-yl-propyl)hydrazo-6-O-methyl-3-oxoerythronolide A, 11,12-carbamate (40 mg, 0.050 mmol) in *i*-PrOH (1.0 mL) was added $\text{NH}_2\text{OBn}\cdot\text{HCl}$ (32 mg, 0.20 mmol) and the reaction mixture was heated at 90°C for three days. *i*-PrOH was removed *in vacuo* and the residue was dissolved in CH_2Cl_2 . Saturated NaHCO_3 was added, the aqueous layer was extracted with CH_2Cl_2 (3 times), the combined organic layers were washed with brine, dried over anhydrous MgSO_4 , and concentrated *in vacuo*. The crude product was purified by preparative TLC (10% MeOH -1% $\text{NH}_3\cdot\text{H}_2\text{O}$ -89% CH_2Cl_2) to afford the title compound as a white solid (10 mg, 22%) and some recovered starting material.

^1H NMR (400 MHz, CDCl_3): 8.75 (1H, d, J = 4.4 Hz), 8.10 (1H, d, J = 8.4 Hz), 8.07 (1H, d, J = 8.4 Hz), 7.65 (1H, t, J = 7.2 Hz), 7.49 (1H, t, J = 8.4 Hz), 7.30 (6H, m), 5.82 (1H, br s), 4.99 (1H, d, J = 8.0 Hz), 4.95 (1H, d, J = 12.4 Hz, AB), 4.85 (1H, d, J = 12.4 Hz, AB), 4.3-1.4 (m), 3.86 (1H, q, J = 6.8 Hz), 2.67 (3H, s), 2.30 (6H, s), 1.44 (3H, s), 1.40 (3H, s), 1.33 (3H, d, J = 6.8 Hz), 1.28 (3H, d, J = 7.6 Hz), 1.25 (3H, d, J = 6.0 Hz), 1.07 (3H, d, J = 7.2 Hz), 0.95 (3H, d, J = 6.8 Hz), and 0.75 (3H, t, J = 7.2 Hz).

MS: m/z 902 ($M+H$).

Example 10

9-Deoxo-11-deoxy-5-O-desosaminy-11-hydrazo-9-methoxyimino-6-O-methyl-3-oxoerythronolide A, 11,12-carbamate

To a solution of 11-deoxy-5-O-desosaminy-11-hydrazo-6-O-methyl-3-oxoerythronolide A, 11,12-carbamate (600 mg, 0.96 mmol) in EtOH (9.0 mL) was added $\text{NH}_2\text{OMe}\cdot\text{HCl}$ (319 mg, 3.83 mmol, 4.0 eq) and the reaction mixture was heated at 80°C for 48 hours. EtOH was removed *in vacuo* and the residue was dissolved in CH_2Cl_2 . Saturated NaHCO_3 was added, the aqueous layer was extracted with CH_2Cl_2 (3 times), the combined organic layers were washed with brine, dried over anhydrous MgSO_4 , and concentrated *in vacuo* to give the title compound as a white solid (602 mg).

^1H NMR (400 MHz, CDCl_3) δ : 3.77 (3H, s), 2.68 (3H, s), 2.25 (6H, s), 1.43 (s, 3H), 1.38 (3H, s), 1.33 (3H, d, $J = 7.2$ Hz), 1.27 (3H, d, $J = 7.6$ Hz), 1.23 (3H, d, $J = 6.0$ Hz), 1.13 (3H, d, $J = 6.8$ Hz), 0.98 (3H, d, $J = 6.8$ Hz), and 0.83 (3H, t, $J = 7.6$ Hz).

MS: m/z 657 (M+H).

Example 11

9-Deoxo-11-deoxy-5-O-desosaminy-11-(3-(4-pyridin-3-yl-imidazol-1-yl)-propyl)hydrazo-9-methoxyimino-6-O-methyl-3-oxoerythronolide A, 11,12-carbamate

To a solution of 9-Deoxo-11-deoxy-5-O-desosaminy-11-hydrazo-9-methoxyimino-6-O-methyl-3-oxoerythronolide A, 11,12-carbamate (300 mg, 0.45 mmol) in toluene (4.0 mL) was added 3-(4-pyridin-3-yl-imidazol-1-yl)-propionaldehyde (100 mg, 0.50 mmol, 1.1 eq) and the reaction mixture was heated at 90°C for 18 hours. Toluene was removed *in vacuo* and the residue was dissolved in MeOH (4.0 mL). HOAc (0.39 mL, 6.8 mmol) and NaBH_3CN (427 mg, 6.8 mmol) were added and the resulting solution was stirred at room temperature for 14 hours. MeOH was evaporated *in vacuo*, saturated NaHCO_3 was added to the residue, the aqueous layer was extracted with CH_2Cl_2 (3 times), the combined organic layers were washed with brine, dried over anhydrous MgSO_4 , and concentrated *in vacuo*. The crude product was purified by preparative TLC (10% MeOH-1% $\text{NH}_3\cdot\text{H}_2\text{O}$ -89% CH_2Cl_2) to afford the title compound as a white solid.

^1H NMR (400 MHz, CDCl_3) δ : 8.94 (1H, s), 8.42 (1H), 8.03 (1H), 7.58 (1H, s), 7.36 (1H, s), 7.25 (1H), 6.11 (1H, s), 3.69 (3H, s), 2.64 (3H, s), 2.23 (6H, s), 1.45 (3H, s), 1.36 (3H, s), 1.30 (3H, d, $J = 5.6$ Hz), 1.26 (3H, d, $J = 6.8$ Hz), 1.21 (3H, d, $J = 4.8$ Hz), 1.09 (3H, d, $J = 6.8$ Hz), 0.97 (3H, d, $J = 6.4$ Hz), and 0.80 (3H, t, $J = 6.4$ Hz).

^{13}C NMR (100 MHz, CDCl_3) δ : 203.41, 170.01, 167.63, 156.73, 147.56, 146.40, 138.94, 138.13, 131.85, 130.31, 123.47, 115.12, 103.99, 81.36, 79.51, 78.51, 77.27, 70.33, 69.58, 65.84, 61.30, 59.24, 51.06, 50.40, 47.37, 44.39, 44.35, 40.23 (2C), 38.21, 33.86, 29.28, 28.12, 26.48, 22.11, 21.18, 19.91, 18.97, 17.45, 15.19, 14.49, 14.33, and 10.53.

MS: m/z 842 (M+H).

Example 12

9-Deoxo-11-deoxy-5-O-desosaminyl-11-(3-(imidazo(4,5-b)pyridin-3-yl)-propyl)hydrazo-9-methoxyimino-6-O-methyl-3-oxoerythronolide A, 11,12-carbamate

5 To a solution of 9-Deoxo-11-deoxy-5-O-desosaminyl-11-hydrazo-9-methoxyimino-6-O-methyl-3-oxoerythronolide A, 11,12-carbamate (2.0 g, 3.05 mmol) in toluene (30 mL) was added 3-(imidazo(4,5-b)pyridin-3-yl)-propionaldehyde (910 mg, 4.26 mmol, 1.4 eq) and the reaction mixture was heated at 90°C for 18 hours. Toluene was removed *in vacuo* and the residue was dissolved in MeOH (30 mL). HOAc (2.8 mL, 48.72 mmol) and NaBH₃CN (1.91 g, 30.45 mmol)
10 were added and the resulting solution was stirred at room temperature for 14 hours. MeOH was evaporated in vacuo, saturated NaHCO₃ was added to the residue, the aqueous layer was extracted with CH₂Cl₂ (3 times), the combined organic layers were washed with brine, dried over anhydrous MgSO₄, and concentrated *in vacuo*. The crude product was purified by preparative TLC (10% MeOH-1% NH₃·H₂O-89% CH₂Cl₂) to afford the title compound as a white solid.

15 ¹H NMR (400 MHz, CDCl₃) δ: 8.35 (1H), 8.22 (1H, s), 8.02 (1H), 7.20 (1H), 7.36 (1H, s), 6.10 (1H, br t), 3.47 (3H, s), 2.62 (3H, s), 2.24 (6H, s), 1.46 (3H, s), 1.37 (3H, s), 1.30 (3H, d, J = 6.8 Hz), 1.27 (3H, d, J = 7.6 Hz), 1.22 (3H, d, J = 6.0 Hz), 1.12 (3H, d, J = 6.8 Hz), 0.99 (3H, d, J = 7.2 Hz), and 0.84 (3H, t, J = 7.6 Hz).

MS: m/z 816 (M+H).

Example 13

9-Deoxo-11-deoxy-5-O-desosaminyl-11-(3-(4-phenyl-imidazol-1-yl)-propyl)hydrazo-9-methoxyimino-6-O-methyl-3-oxoerythronolide A, 11,12-carbamate

To a solution of 9-Deoxo-11-deoxy-5-O-desosaminyl-11-hydrazo-9-methoxyimino-6-O-methyl-3-oxoerythronolide A, 11,12-carbamate (1.37 g, 2.09 mmol) in toluene (14 mL) was added 3-(4-phenyl-imidazol-1-yl)-propionaldehyde (583 mg, 2.92 mmol, 1.4 eq) and the reaction mixture was heated at 90°C for 18 hours. Toluene was removed *in vacuo* and the residue was dissolved in MeOH (20 mL). HOAc (1.8 mL, 31.35 mmol) and NaBH₃CN (1.97 g, 31.35 mmol) were added and the resulting solution was stirred at room temperature for 14 hours. MeOH was evaporated *in vacuo*, saturated NaHCO₃ was added to the residue, the aqueous layer was extracted with CH₂Cl₂ (3 times), the combined organic layers were washed with brine, dried over anhydrous MgSO₄, and concentrated *in vacuo*. The crude product was purified by preparative TLC (10% MeOH-1% NH₃·H₂O-89% CH₂Cl₂) to afford the title compound as a white solid.

¹H NMR (400 MHz, CDCl₃) δ: 8.35 (1H), 8.22 (1H, s), 8.02 (1H), 7.20 (1H), 7.36 (1H, s), 6.10 (1H, br t), 3.69 (3H, s), 2.66 (3H, s), 2.26 (6H, s), 1.46 (3H, s), 1.37 (3H, s), 1.32 (3H, d, J = 6.8 Hz), 1.27 (3H, d, J = 7.6 Hz), 1.22 (3H, d, J = 6.0 Hz), 1.11 (3H, d, J = 7.2 Hz), 0.98 (3H, d, J = 7.2 Hz), and 0.83 (3H, t, J = 7.2 Hz).

MS: m/z 841 (M+H).

Example 14

9-Deoxo-11-deoxy-5-O-desosaminyl-10-*epi*-11-hydrazo-9-benzoxymino-6-O-methyl-3-oxoerythronolide A, 11,12-carbamate

To a solution of 11-deoxy-5-O-desosaminyl-10-*epi*-11-hydrazo-6-O-methyl-3-oxoerythronolide A, 11,12-carbamate (202 mg, 0.322 mmol) in MeOH (3.0 mL) was added NH₂OBn·HCl (225 mg, 1.41 mmol, 4.4 eq) and the reaction mixture was heated at 72°C for 16 hours. MeOH was removed *in vacuo* and the residue was dissolved in CH₂Cl₂. Saturated NaHCO₃ was added, the aqueous layer was extracted with CH₂Cl₂ (3 times), the combined organic layers were washed with brine, dried over anhydrous MgSO₄, and concentrated *in vacuo*. The crude product was purified by preparative TLC (10% MeOH-1% NH₃·H₂O-89% CH₂Cl₂) to afford the title compound as a white solid.

¹H NMR (400 MHz, CDCl₃) δ: 7.25 (5H, m), 5.39 (4H, br s), 5.09 (1H, d, J = 12.8 Hz, AB), 4.99 (1H, d, J = 12.8 Hz, AB), 4.93 (1H, dd, J = 3.2, 9.2 Hz), 4.30 (1H, d, J = 7.2 Hz), 3.98 (1H, d, J = 10.8 Hz), 3.54 (1H, q, J = 6.8 Hz), 3.9-1.3 (m), 2.75 (3H, s), 2.27 (6H, s), 2.02 (3H, d, J = 6.8 Hz), 1.30 (3H, s), 1.27 (3H, d, J = 7.2 Hz), 1.22 (3H, s), 1.21 (3H, d, J = 6.8 Hz), 1.20 (3H, d, J = 6.8 Hz), 1.09 (3H, d, J = 7.2 Hz), and 0.814 (3H, t, J = 7.6 Hz).

MS: m/z 733 (M+H).

Example 15

9-Deoxo-11-deoxy-5-O-desosaminyl-10-*epi*-11-hydrazo-9-hydroxyimino-6-O-methyl-3-oxoerythronolide A, 11,12-carbamate

To a solution of 11-deoxy-5-O-desosaminyl-10-*epi*-11-hydrazo-6-O-methyl-3-oxoerythronolide A, 11,12-carbamate (499 mg, 0.795 mmol) in *i*-PrOH (7.0 mL) was added 5 $\text{NH}_2\text{OH}\cdot\text{HCl}$ (579 mg, 8.33 mmol, 10.5 eq) and the reaction mixture was heated at 80°C for three days. *i*-PrOH was removed *in vacuo* and the residue was dissolved in CH_2Cl_2 . Saturated NaHCO_3 was added, the aqueous layer was extracted with CH_2Cl_2 (3 times), the combined organic layers were washed with brine, dried over anhydrous MgSO_4 , and concentrated *in* 10 *vacuo*. The crude product was purified by preparative TLC (10% MeOH-1% $\text{NH}_3\cdot\text{H}_2\text{O}$ -89% CH_2Cl_2) to afford a 3 : 2 mixture of the title compound as a white solid (157 mg, 31%).

^1H NMR (400 MHz, CDCl_3) of the major isomer, δ : 2.77 (3H, s, 6-OMe), 2.26 (6H, s, NMe₂), 0.84 (3H, t, J = 7.0 Hz, 15-Me); MS: m/z 610 (M+H).

^1H NMR (400 MHz, CDCl_3) of the minor isomer, δ : 2.68 (3H, s, 6-OMe), 2.25 (6H, s, 15 NMe₂), 0.81 (3H, t, J = 7.0 Hz, 15-Me); MS: m/z 610 (M+H).

Example 16

9-Deoxo-11-deoxy-5-O-desosaminyl-11-hydrazo-9-hydroxyimino-6-O-methyl-3-oxoerythronolide A, 11,12-carbamate

To a solution of 11-deoxy-5-O-desosaminyl-11-hydrazo-6-O-methyl-3-oxoerythronolide A, 11,12-carbamate (20 g, 31.8 mmol) in EtOH (210 mL) was added 20 $\text{NH}_2\text{OH}\cdot\text{HCl}$ (33.1g, 477 mmol, 15 eq) and pyridine (38.4 mL, 477 mmol, 15 eq), and the resulting solution at 80°C for 38 h. EtOH was removed *in vacuo* and the residue was dissolved in CH_2Cl_2 . Saturated NaHCO_3 was added, the aqueous layer was extracted with CH_2Cl_2 (3 times), the combined organic layers were washed with brine, dried over anhydrous MgSO_4 , and 25 concentrated *in vacuo*. The crude product was purified by silica gel flash chromatography (3% MeOH-0.3% $\text{NH}_3\cdot\text{H}_2\text{O}$ -96.7% CH_2Cl_2) to afford the title compound as a white solid (7.3g).

^1H NMR (400 MHz, CDCl_3) δ : 9.81 (1H, br. s), 2.67 (3H, s), 2.57 (1H, q, J = 6.8 Hz), 2.25 (6H, s), 1.47 (3H, s), 1.43 (3H, s), 1.32 (3H, d, J = 6.8 Hz), 1.25 (3H, d, J = 7.6 Hz), 1.21 (3H, d, J = 6.4 Hz), 1.11 (3H, d, J = 6.8 Hz), 0.97 (3H, d, J = 7.2 Hz), 0.83 (3H, t, J = 7.2Hz).

30 ^{13}C NMR (100 MHz, CDCl_3) δ : 203.81, 169.80, 165.97, 156.68, 103.91, 81.53, 79.85, 78.49, 76.74, 70.35, 69.48, 65.85, 64.33, 51.10, 49.66, 47.73, 40.24, 38.42, 33.73, 28.19, 25.55, 22.11, 21.15, 19.98, 18.64, 16.96, 15.68, 14.25, 13.71, and 10.39.

MS: m/z 643 (M+H).

Example 17**9-Deoxy-11-deoxy-5-O-desosaminyl-11-(3-quinolin-4-yl-propylidene)hydrazo-9-hydroxyimino-6-O-methyl-3-oxoerythronolide A, 11,12-carbamate**

To a solution of 9-deoxy-11-deoxy-5-O-desosaminyl-11-hydrazo-9-hydroxyimino-6-O-methyl-3-oxoerythronolide A, 11,12-carbamate (150 mg, 0.23 mmol) in anhydrous toluene (2.3 mL) was added 3-(4-quinolinyl)propionaldehyde (85 mg, 0.46 mmol) and the resulting solution was heated at 90°C for 18 h. EtOH was evaporated *in vacuo* and the crude product was purified by silica gel flash chromatography (5% MeOH-0.5% NH₃·H₂O-94.5% CH₂Cl₂) to afford the title compound.

¹H NMR (400 MHz, CDCl₃) δ: 2.84 (3H, s), 2.30 (6H, s), 1.58 (3H, s), 1.54 (3H, s), 1.34 (3H, d, J = 6.8 Hz), 1.32 (3H, d, J = 7.2 Hz), 1.28 (3H, d, J = 6.0 Hz), 1.25 (3H, d, J = 6.0 Hz), 1.05 (3H, d, J = 7.2 Hz), 0.86 (3H, t, J = 7.2 Hz).

MS: m/z 810 (M+H).

Example 18**9-Deoxy-11-deoxy-5-O-desosaminyl-11-(3-benzoimidazol-1-yl-propyl)hydrazo-9-hydroxyimino-6-O-methyl-3-oxoerythronolide A, 11,12-carbamate**

To a solution of 9-deoxy-11-deoxy-5-O-desosaminyl-11-hydrazo-9-hydroxyimino-6-O-methyl-3-oxoerythronolide A, 11,12-carbamate (100 mg, 0.16 mmol) in anhydrous toluene (1.6 mL) was added 3-(benzoimidazol-1-yl)propionaldehyde (62 mg, 0.36 mmol) and the resulting solution was heated at 90°C for 18 h. EtOH was evaporated *in vacuo* and the crude product was dissolved in methanol (1.5 mL). To this solution was added HOAc (137 μL, 2.4 mmol) and NaBH₃CN (103 mg, 1.5 mmol) and the resulting mixture was stirred at room temperature for 12 h. MeOH was removed *in vacuo* and the residue was dissolved in CH₂Cl₂. Saturated NaHCO₃ was added, the aqueous layer was extracted with CH₂Cl₂ (3 times), the combined organic layers were washed with brine, dried over anhydrous MgSO₄, and concentrated *in vacuo*. The crude product was purified by preparative TLC (10% MeOH-1% NH₃·H₂O-89% CH₂Cl₂) to afford the title compound as a white solid (57 mg, 46%).

¹H NMR (400 MHz, CDCl₃) δ: 11.00 (1H, br s), 2.71 (3H, s), 2.30 (6H, s), 1.49 (3H, s), 1.47 (3H, s), 1.34 (3H, d, J = 6.8 Hz), 1.28 (3H, d, J = 7.6 Hz), 1.23 (3H, d, J = 6.0 Hz), 1.11 (3H, d, J = 7.2 Hz), 0.99 (3H, d, J = 6.8 Hz), and 0.824 (3H, t, J = 7.2 Hz).
2.84 (3H, s), 2.30 (6H, s), 1.58 (3H, s), 1.54 (3H, s), 1.34 (3H, d, J = 6.8 Hz), 1.32 (3H, d, J = 7.2 Hz), 1.28 (3H, d, J = 6.0 Hz), 1.25 (3H, d, J = 6.0 Hz), 1.05 (3H, d, J = 7.2 Hz), 0.86 (3H, t, J = 7.2 Hz).

¹³C NMR (100 MHz, CDCl₃) δ: 203.45, 169.92, 166.21, 156.74, 143.31, 142.85, 133.53, 122.90, 122.12, 119.47, 110.23, 103.93, 81.33, 79.87, 78.59, 77.24, 70.29, 69.38, 65.97, 59.68,

-35-

51.09, 50.62, 47.45, 44.45, 42.34, 40.26, 38.23, 33.59, 28.49, 27.40, 25.55, 22.18, 21.15, 20.10, 19.11, 17.32, 15.28, 14.53, 14.39, and 10.51.

MS: m/z 801 (M+H).

- 5 The following compounds were prepared from 9-deoxo-11-deoxy-5-O-desosaminyl-11-hydrazo-9-hydroxyimino-6-O-methyl-3-oxoerythronolide A, 11,12-carbamate and appropriate aldehydes by using the procedures as described above.

Example 19

10 9-Deoxo-11-deoxy-5-O-desosaminyl-11-(3-(4-phenyl-imidazol-1-yl)-propyl)hydrazo-9-hydroxyimino-6-O-methyl-3-oxoerythronolide A, 11,12-carbamate

¹H NMR (400 MHz, CDCl₃) δ: 2.69 (3H, s), 2.29 (6H, s), 1.49 (3H, s), 1.47 (3H, s), 1.32 (3H, d, J = 6.8 Hz), 1.27 (3H, d, J = 7.6 Hz), 1.24 (3H, d, J = 6.0 Hz), 1.10 (3H, d, J = 6.8 Hz), 1.00 (3H, d, J = 6.8 Hz), and 0.83 (3H, t, J = 7.2 Hz).

MS: m/z 801 (M+H).

15

Example 20

9-Deoxo-11-deoxy-5-O-desosaminyl-11-(3-benzotrizol-2-yl-propyl)hydrazo-9-hydroxyimino-6-O-methyl-3-oxoerythronolide A, 11,12-carbamate

20 ¹H NMR (400 MHz, CDCl₃) δ: 9.95 (1H, br. s), 1.44 (3H, s), 1.39 (3H, s), 1.25 (6H, d, J = 6.8 Hz), 1.23 (3H, d, J = 6.0 Hz), 1.09 (3H, d, J = 6.8 Hz), 1.03 (3H, d, J = 6.8 Hz), and 0.81 (3H, t, J = 7.6 Hz).

MS: m/z 802 (M+H).

Example 21

9-Deoxo-11-deoxy-5-O-desosaminyl-11-(3-benzotrizol-1-yl-propyl)hydrazo-9-hydroxyimino-6-O-methyl-3-oxoerythronolide A, 11,12-carbamate

25 ¹H NMR (400 MHz, CDCl₃) δ: 9.02 (1H, br. s), 6.23 (1H, br. s), 2.58 (3H, s), 2.32 (6H, s), 1.47 (6H, s), 1.29 (3H, d, J = 6.8 Hz), 1.26 (3H, d, J = 7.6 Hz), 1.23 (3H, d, J = 6.0 Hz), 1.10 (3H, d, J = 6.8 Hz), 1.01 (3H, d, J = 6.8 Hz), and 0.81 (3H, t, J = 7.2 Hz).

MS: m/z 802 (M+H).

Example 22**9-Deoxo-11-deoxy-5-O-desosaminyl-11-(3-phenylpropyl)hydrazo-9-hydroxyimino-6-O-methyl-3-oxoerythronolide A, 11,12-carbamate**

¹H NMR (400 MHz, CDCl₃) δ: 9.59 (1H, br. s), 7.10 (5H, m), 6.55 (1H, br. s), 2.67 (3H, s), 2.24 (6H, s), 1.43 (6H, s), 1.33 (3H, d, J = 6.8 Hz), 1.25 (3H, d, J = 7.2 Hz), 1.21 (3H, d, J = 6.0 Hz), 1.00 (3H, d, J = 6.8 Hz), 0.92 (3H, d, J = 6.4 Hz), and 0.82 (3H, t, J = 7.2 Hz).

¹³C NMR (100 MHz, CDCl₃) δ: 203.70, 169.59, 166.73, 156.24, 142.12, 128.42 (2C), 128.20 (2C), 125.62, 103.94, 81.35, 79.63, 78.56, 77.11, 70.36, 69.48, 65.87, 59.50, 51.13, 50.40, 48.02, 47.52, 40.24 (2C), 38.21, 33.60, 33.14, 29.77, 28.21, 25.57, 22.19, 21.15, 20.13, 19.05, 17.13, 15.41, 14.46, 14.29, and 10.49.

MS: m/z 761 (M+H).

Example 23**9-Deoxo-11-deoxy-5-O-desosaminyl-11-(3-(4-hydroxyphenyl)-propyl)hydrazo-9-hydroxyimino-6-O-methyl-3-oxoerythronolide A, 11,12-carbamate**

¹H NMR (400 MHz, CDCl₃) δ: 6.91 (2H), 6.68 (2H), 6.43 (1H, br. s), 2.67 (3H, s), 2.30 (6H, s), 1.44 (3H, s), 1.43 (3H, s), 1.33 (3H, d, J = 6.8 Hz), 1.25 (3H, d, J = 7.2 Hz), 1.21 (3H, d, J = 6.0 Hz), 1.01 (3H, d, J = 6.8 Hz), 0.92 (3H, d, J = 6.4 Hz), and 0.80 (3H, t, J = 7.2 Hz).

MS: m/z 778 (M+H).

Example 24**9-Deoxo-11-deoxy-5-O-desosaminyl-11-(3-(4-methoxyphenyl)-propyl)hydrazo-9-hydroxyimino-6-O-methyl-3-oxoerythronolide A, 11,12-carbamate**

¹H NMR (400 MHz, CDCl₃) δ: 9.38 (1H, br. s), 7.04 (2H, d, J = 8.4 Hz), 6.74 (2H, d, J = 8.4 Hz), 6.44 (1H, br. s), 3.74 (3H, s), 2.67 (3H, s), 2.30 (6H, s), 1.44 (6H, s), 1.33 (3H, d, J = 6.8 Hz), 1.25 (3H, d, J = 7.6 Hz), 1.22 (3H, d, J = 6.0 Hz), 1.01 (3H, d, J = 6.8 Hz), 0.93 (3H, d, J = 6.8 Hz), and 0.82 (3H, t, J = 7.2 Hz).

¹³C NMR (100 MHz, CDCl₃) δ: 203.71, 169.58, 167.06, 157.64, 156.30, 134.23, 129.29 (2C), 113.68 (2C), 103.84, 81.33, 79.61, 78.51, 77.16, 70.27, 69.34, 65.98, 59.51, 55.19, 51.12, 50.44, 47.95, 47.45, 40.26 (2C), 38.19, 33.64, 32.29, 30.06, 28.46, 25.55, 22.19, 21.12, 20.09, 19.05, 17.17, 15.34, 14.49, 14.33, and 10.49.

MS: m/z 792 (M+H).

Example 25**9-Deoxo-11-deoxy-5-O-desosaminyl-11-(3-(2-methoxyphenyl)-propyl)hydrazo-9-hydroxyimino-6-O-methyl-3-oxoerythronolide A, 11,12-carbamate**

¹H NMR (400 MHz, CDCl₃) δ: 8.66 (1H, br. s), 7.13 (2H), 6.82 (2H), 3.80 (3H, s), 2.68 (3H, s), 2.30 (6H, s), 1.45 (3H, s), 1.43 (3H, s), 1.32 (3H, d, J = 6.8 Hz), 1.26 (3H, d, J = 7.6 Hz), 1.22 (3H, d, J = 6.4 Hz), 1.06 (3H, d, J = 6.8 Hz), 0.98 (3H, d, J = 6.4 Hz), and 0.83 (3H, t, J = 7.2 Hz).

¹³H NMR (100 MHz, CDCl₃) δ: 203.78, 169.59, 167.39, 157.04, 156.14, 130.36, 129.29, 126.96, 120.82, 110.49, 103.86, 81.19, 79.16, 78.42, 77.24, 70.27, 69.37, 65.94, 59.88, 55.54, 51.10, 50.56, 48.26, 47.34, 40.24 (2C), 38.22, 33.70, 28.44, 27.83, 27.45, 25.58, 22.19, 21.13, 20.01, 19.07, 17.29, 15.21, 14.50, 14.43, and 10.37.

5 MS: m/z 792 (M+H).

Example 26

9-Deoxo-11-deoxy-5-O-desosaminyl-11-(benzyl)hydrazo-9-hydroxyimino-6-O-methyl-3-oxoerythronolide A, 11,12-carbamate

10 ¹H NMR (400 MHz, CDCl₃) δ: 7.95 (1H, br. s), 6.23 (1H, br. s), 2.88 (3H, s), 2.29 (6H, s), 1.51 (3H, s), 1.44 (3H, s), 1.36 (3H, d, J = 6.8 Hz), 1.29 (3H, d, J = 7.6 Hz), 1.25 (3H, d, J = 6.0 Hz), 1.05 (3H, d, J = 6.8 Hz), 0.97 (3H, d, J = 7.2 Hz), and 0.75 (3H, t, J = 7.6 Hz).

MS: m/z 733 (M+H).

Example 27

15 9-Deoxo-11-deoxy-5-O-desosaminyl-11-(pyridin-4-yl-methyl)hydrazo-9-hydroxyimino-6-O-methyl-3-oxoerythronolide A, 11,12-carbamate

¹H NMR (400 MHz, CDCl₃) δ: 8.07 (2H), 7.25 (2H), 6.39 (1H, br. s), 2.87 (3H, s), 2.27 (6H, s), 1.54 (3H, s), 1.46 (3H, s), 1.34 (3H, d, J = 6.8 Hz), 1.29 (3H, d, J = 7.2 Hz), 1.24 (3H, d, J = 6.0 Hz), 1.13 (3H, d, J = 6.8 Hz), 1.01 (3H, d, J = 7.2 Hz), 0.76 (3H, t, J = 7.2 Hz).

20 ¹³C NMR (100 MHz, CDCl₃) δ: 203.72, 169.91, 166.50, 155.76, 148.16 (2C), 147.70, 123.71 (2C), 103.99, 81.17, 79.75, 78.71, 77.26, 70.34, 69.50, 65.92, 60.30, 51.69, 51.15, 50.74, 47.62, 40.26 (2C), 38.25, 33.69, 28.29, 25.54, 22.02, 21.16, 20.16, 19.14, 17.36, 15.42, 14.50, 14.29, and 10.27.

MS: m/z 733 (M+H).

Example 28

25 9-Deoxo-11-deoxy-5-O-desosaminyl-11-3-(pyridin-4-yl-propyl)hydrazo-9-hydroxyimino-6-O-methyl-3-oxoerythronolide A, 11,12-carbamate

30 ¹H NMR (400 MHz, CDCl₃) δ: 11.62 (1H, s), 8.24 (2H), 6.91 (2H), 6.20 (1H, br. s), 2.76 (3H, s), 2.31 (6H, s), 1.51 (3H, s), 1.46 (3H, s), 1.33 (3H, d, J = 6.4 Hz), 1.27 (3H, d, J = 7.2 Hz), 1.23 (3H, d, J = 6.0 Hz), 1.10 (3H, d, J = 6.8 Hz), 1.00 (3H, d, J = 6.8 Hz), 0.83 (3H, t, J = 7.2 Hz).

¹³C NMR (100 MHz, CDCl₃) δ: 203.71, 169.78, 166.30, 156.35, 152.39, 140.45, 124.10 (2C), 124.10 (2C), 103.86, 3, 79.71, 78.59, 77.24, 70.27, 69.34, 65.98, 59.50, 51.15, 50.44, 47.55 (2C), 40.27 (2C), 38.21, 33.60, 32.50, 28.54, 27.90, 25.51, 22.14, 21.13, 20.11, 19.11, 17.33, 15.42, 14.48, 14.32, and 10.44.

35 MS: m/z 762(M+H).

Example 29

9-Deoxo-11-deoxy-5-O-desosaminy-11-3-(pyridin-3-yl-propyl)hydrazo-9-hydroxyimino-6-O-methyl-3-oxoerythronolide A, 11,12-carbamate

¹H NMR (400 MHz, CDCl₃) δ: 10.96 (1H, s), 8.30 (1H, d, J = 4.4 Hz), 8.21 (1H, s), 7.40 (1H, d, J = 8.0 Hz), 7.10 (1H, dd, J = 5.2 and 7.6 Hz), 6.16 (1H, br. s), 2.70 (3H, s), 2.27 (6H, s), 1.48 (3H, s), 1.44 (3H, s), 1.31 (3H, d, J = 7.2 Hz), 1.25 (3H, d, J = 7.6 Hz), 1.21 (3H, d, J = 6.0 Hz), 1.06 (3H, d, J = 6.8 Hz), 0.96 (3H, d, J = 6.8 Hz), 0.80 (3H, t, J = 7.6 Hz).

MS: m/z 762(M+H).

Example 30

9-Deoxo-11-deoxy-5-O-desosaminy-11-(phenylethyl)hydrazo-9-hydroxyimino-6-O-methyl-3-oxoerythronolide A, 11,12-carbamate

¹H NMR (400 MHz, CDCl₃) δ: 7.25 (5H, m), 2.59 (3H, s), 2.28 (6H, s), 1.40 (3H, s), 1.32 (3H, d, J = 6.8 Hz), 1.30 (3H, s), 1.25 (3H, d, J = 7.6 Hz), 1.22 (3H, d, J = 6.0 Hz), 0.98 (3H, d, J = 6.8 Hz), 0.88 (3H, d, J = 6.8 Hz), 0.83 (3H, t, J = 7.6 Hz).

MS: m/z 747 (M+H).

Example 31

9-Deoxo-11-deoxy-5-O-desosaminy-11-(3-(4-methoxyphenyl)-(1,2,4)oxadiazol-5-yl-propyl)hydrazo-9-hydroxyimino-6-O-methyl-3-oxoerythronolide A, 11,12-carbamate

¹H NMR (400 MHz, CDCl₃) δ: 9.65 (1H, br. s), 7.87 (2H, d, J = 8.4 Hz), 6.92 (2H, d, J = 9.2 Hz), 6.16 (1H, br. s), 3.80 (3H, s), 2.46 (3H, s), 2.24 (6H, s), 1.03 (3H, d, J = 7.2 Hz), 0.96 (3H, d, J = 7.2 Hz), and 0.81 (3H, t, J = 7.2 Hz).

MS: m/z 859 (M+H).

Example 32

9-Deoxo-11-deoxy-5-O-desosaminy-11-(3-(4-chlorophenyl)-(1,2,4)oxadiazol-5-yl-propyl)hydrazo-9-hydroxyimino-6-O-methyl-3-oxoerythronolide A, 11,12-carbamate

¹H NMR (400 MHz, CDCl₃) δ: 7.89 (2H, d, J = 8.8 Hz), 7.39 (2H, d, J = 8.8 Hz), 6.20 (1H, br. s), 2.49 (3H, s), 2.24 (6H, s), 1.42 (3H, s), 1.03 (3H, d, J = 7.2 Hz), 0.96 (3H, d, J = 6.8 Hz), and 0.82 (3H, t, J = 7.2 Hz).

MS: m/z 863 (M+H).

Example 33**9-Deoxo-11-deoxy-5-O-desosaminyl-11-(3-indol-1-yl-propyl)hydrazo-9-hydroxyimino-6-O-methyl-3-oxoerythronolide A, 11,12-carbamate**

¹H NMR (400 MHz, CDCl₃) δ: 8.63 (1H, br. s), 8.02 (1H), 7.28 (1H), 7.12 (1H), 7.04 (1H), 6.89 (1H), 6.23 (1H, br. s), 2.60 (3H, s), 2.30 (6H, s), 1.44 (3H, s), 1.39 (3H, s), 1.34 (3H, d, J = 6.8 Hz), 1.25 (3H, d, J = 7.6 Hz), 1.22 (3H, d, J = 6.4 Hz), 1.02 (3H, d, J = 7.2 Hz), 0.92 (3H, d, J = 6.8 Hz), and 0.82 (3H, t, J = 7.6 Hz).

MS: m/z 800 (M+H).

Example 34**9-Deoxo-11-deoxy-5-O-desosaminyl-11-(3-indazol-1-yl-propyl)hydrazo-9-hydroxyimino-6-O-methyl-3-oxoerythronolide A, 11,12-carbamate**

¹H NMR (400 MHz, CDCl₃) δ: 10.53 (1H, br. s), 7.91 (1H), 7.68 (1H), 7.44 (1H), 7.26 (1H), 7.12 (1H), 6.40 (1H, br. s), 2.54 (3H, s), 2.25 (6H, s), 1.48 (3H, s), 1.44 (3H, s), 1.08 (3H, d, J = 6.8 Hz), 1.02 (3H, d, J = 7.2 Hz), and 0.79 (3H, t, J = 7.2 Hz).

MS: m/z 801 (M+H).

Example 35**9-Deoxo-11-deoxy-5-O-desosaminyl-11-(3-(5-phenyl-1H-pyrrol-2-yl)-propyl)hydrazo-9-hydroxyimino-6-O-methyl-3-oxoerythronolide A, 11,12-carbamate**

¹H NMR (400 MHz, CDCl₃) δ: 9.36 (1H, br. s), 7.49 (2H), 7.30 (2H), 7.10 (1H), 6.35 (1H), 5.88 (1H), 2.66 (3H, s), 2.25 (6H, s), 1.45 (3H, s), 1.38 (3H, s), 1.32 (3H, d, J = 6.8 Hz), 1.25 (3H, d, J = 7.6 Hz), 1.18 (3H, d, J = 6.4 Hz), 1.05 (3H, d, J = 6.8 Hz), 0.93 (3H, d, J = 7.2 Hz), and 0.72 (3H, t, J = 7.2 Hz).

¹³C NMR (100 MHz, CDCl₃) δ: 203.54, 169.84, 167.07, 156.85, 133.90, 133.21, 130.84, 128.58, 125.11, 123.35, 106.83, 105.41, 103.89, 81.18, 79.60, 78.52, 77.17, 70.27, 69.37, 65.90, 59.84, 51.12, 50.52, 47.76, 47.49, 40.23, 38.17, 33.64, 28.56, 28.36, 25.57, 25.01, 22.22, 21.12, 20.00, 19.04, 17.19, 15.37, 14.48, 14.28, and 10.39.

MS: m/z 826 (M+H).

Example 36**9-Deoxo-11-deoxy-5-O-desosaminyl-11-(3-carbazol-9-yl-propyl)hydrazo-9-hydroxyimino-6-O-methyl-3-oxoerythronolide A, 11,12-carbamate**

¹H NMR (400 MHz, CDCl₃) δ: 7.98 (2H), 7.46 (2H), 7.38 (2H), 7.12 (2H), 2.55 (3H, s), 2.23 (6H, s), 1.44 (3H, s), 1.40 (3H, s), 1.35 (3H, d, J = 7.2 Hz), 1.03 (3H, d, J = 6.8 Hz), 0.94 (3H, d, J = 6.8 Hz), and 0.76 (3H, t, J = 7.2 Hz).

MS: m/z 851 (M+H).

Example 37

9-Deoxo-11-deoxy-5-O-desosaminy-11-(3-(1H-indol-3-yl)-propyl)hydrazo-9-hydroxyimino-6-O-methyl-3-oxoerythronolide A, 11,12-carbamate

¹H NMR (400 MHz, CDCl₃) δ: 8.75 (1H, br. s), 7.98 (1H), 7.55 (1H), 7.25 (1H), 7.12 (1H), 7.05 (1H), 6.86 (1H), 6.21 (1H, br. s), 2.58 (3H, s), 2.26 (6H, s), 1.44 (3H, s), 1.39 (3H, s), 1.34 (3H, d, J = 6.0 Hz), 1.01 (3H, d, J = 6.4 Hz), 0.92 (3H, d, J = 6.8 Hz), and 0.81 (3H, t, J = 7.2 Hz).

MS: m/z 800 (M+H).

Example 38

9-Deoxo-11-deoxy-5-O-desosaminy-11-(3-furan-2-yl-propyl)hydrazo-9-hydroxyimino-6-O-methyl-3-oxoerythronolide A, 11,12-carbamate

¹H NMR (400 MHz, CDCl₃) δ: 9.18 (1H, br. s), 7.21 (1H, s), 5.93 (1H, s), 6.42 (1H, br. s), 5.93 (1H, s), 2.68 (3H, s), 2.25 (6H, s), 1.45 (3H, s), 1.44 (3H, s), 1.32 (3H, d, J = 6.4 Hz), 1.26 (3H, d, J = 7.2 Hz), 1.21 (3H, d, J = 6.4 Hz), 1.01 (3H, d, J = 6.8 Hz), 0.93 (3H, d, J = 6.8 Hz), and 0.83 (3H, t, J = 7.2 Hz).

¹³C NMR (100 MHz, CDCl₃) δ: 203.71, 169.61, 167.70, 156.30, 155.74, 140.73, 110.02, 104.94, 103.94, 81.34, 79.65, 78.51, 77.11, 70.34, 69.51, 65.86, 59.55, 51.11, 50.44, 47.61, 47.50, 40.25 (2C), 38.20, 33.60, 28.16, 26.22, 25.58, 25.22, 22.19, 21.17, 20.14, 19.07, 17.13, 15.39, 14.47, 14.33, and 10.47.

MS: m/z 751 (M+H).

Example 39

9-Deoxo-11-deoxy-5-O-desosaminy-11-(3-pyrrol-1-yl-propyl)hydrazo-9-hydroxyimino-6-O-methyl-3-oxoerythronolide A, 11,12-carbamate

¹H NMR (400 MHz, CDCl₃) δ: 8.51 (1H, br. s), 7.21 (1H, s), 6.64 (1H), 6.05 (1H), 2.68 (3H, s), 2.33 (6H, s), 1.45 (3H, s), 1.43 (3H, s), 1.32 (3H, d, J = 6.4 Hz), 1.26 (3H, d, J = 7.2 Hz), 1.23 (3H, d, J = 6.0 Hz), 1.01 (3H, d, J = 6.8 Hz), 0.93 (3H, d, J = 7.2 Hz), and 0.84 (3H, t, J = 7.2 Hz).

MS: m/z 750 (M+H).

Example 40

9-Deoxo-11-deoxy-5-O-desosaminy-11-(3-pyrazol-1-yl-propyl)hydrazo-9-hydroxyimino-6-O-methyl-3-oxoerythronolide A, 11,12-carbamate

¹H NMR (400 MHz, CDCl₃) δ: 10.83 (1H, br. s), 7.40 (1H), 7.28 (1H), 6.20 (1H), 6.05 (1H), 2.52 (3H, s), 2.24 (6H, s), 1.45 (3H, s), 1.43 (3H, s), 1.28 (3H, d, J = 6.4 Hz), 1.24 (3H, d, J = 7.6 Hz), 1.19 (3H, d, J = 6.4 Hz), 1.05 (3H, d, J = 6.8 Hz), 0.99 (3H, d, J = 6.8 Hz), and 0.80 (3H, t, J = 7.2 Hz).

MS: m/z 751 (M+H).

Example 41**9-Deoxo-11-deoxy-5-O-desosaminyl-11-(3-naphthalen-1-yl-propyl)hydrazo-9-hydroxyimino-6-O-methyl-3-oxoerythronolide A, 11,12-carbamate**

¹H NMR (400 MHz, CDCl₃) δ: 9.32 (1H, br. s), 8.04 (1H), 7.76 (1H), 7.61 (1H), 7.40 (2H),
5 7.24 (2H), 2.65 (3H, s), 2.31 (6H, s), 1.44 (3H, s), 1.42 (3H, s), 1.34 (3H, d, J = 6.8 Hz), 1.25
(3H, d, J = 7.6 Hz), 1.23 (3H, d, J = 6.0 Hz), 1.02 (3H, d, J = 6.8 Hz), 0.94 (3H, d, J = 6.8 Hz),
and 0.79 (3H, t, J = 7.6 Hz).

MS: m/z 811 (M+H).

The following compounds can be prepared from 9-deoxo-11-deoxy-5-O-desosaminyl-11-
10 hydrazo-9-hydroxyimino-6-O-methyl-3-oxoerythronolide A, 11,12-carbamate and appropriate
aldehydes by using the procedures as described as above.

9-Deoxo-11-deoxy-5-O-desosaminyl-11-(3-(4-phenyl-1H-imidazol-2-yl)-propyl)hydrazo-
9-hydroxyimino-6-O-methyl-3-oxoerythronolide A, 11,12-carbamate;

9-Deoxo-11-deoxy-5-O-desosaminyl-11-(3-(2-pyridin-3-yl-thiazol-4-yl)-propyl)hydrazo-9-
15 hydroxyimino-6-O-methyl-3-oxoerythronolide A, 11,12-carbamate;

9-Deoxo-11-deoxy-5-O-desosaminyl-11-(3-(2-phenyl-thiazol-5-yl)-propyl)hydrazo-9-
hydroxyimino-6-O-methyl-3-oxoerythronolide A, 11,12-carbamate;

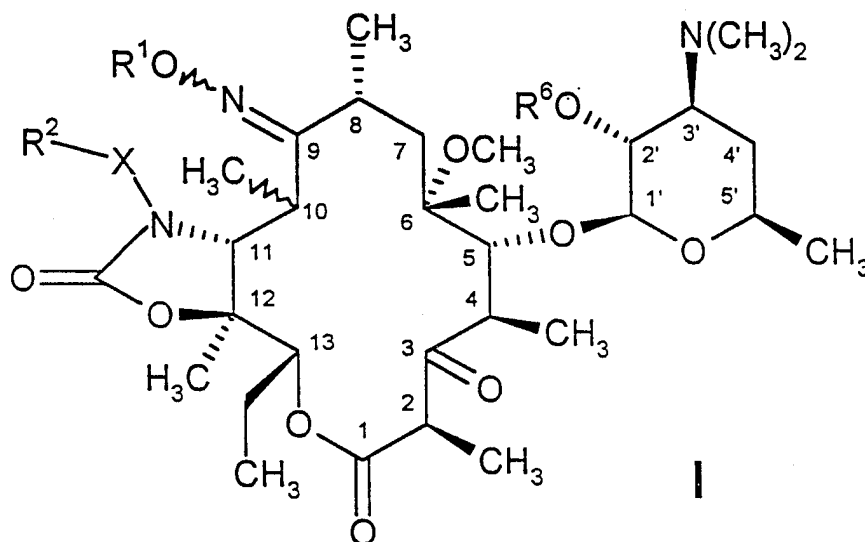
9-Deoxo-11-deoxy-5-O-desosaminyl-11-(3-thiophen-2-yl-propyl)hydrazo-9-
hydroxyimino-6-O-methyl-3-oxoerythronolide A, 11,12-carbamate;

20 9-Deoxo-11-deoxy-5-O-desosaminyl-11-(3-(7-methoxy-quinolin-4-yl)-propyl)hydrazo-9-
hydroxyimino-6-O-methyl-3-oxoerythronolide A, 11,12-carbamate.

CLAIMS

What is claimed is:

1. A compound of the formula

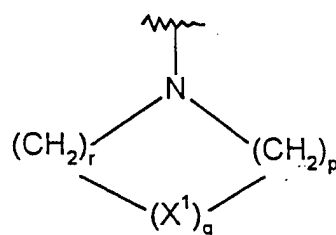


or a pharmaceutically acceptable salt thereof, wherein:

X is $-\text{CR}^7\text{R}^8-$ or $-\text{NR}^7-$;

or X is taken together with R^2 to form $-\text{N}=\text{CR}^4\text{R}^5$;

or X and R^2 are taken together to form a heterocyclic ring of the formula XVI:



XVI

wherein in said ring of formula XVI, r and p are each independently an integer ranging from 1 to 3, q is 0 or 1, and X^1 is $-\text{CH}_2-$, O, S, $-\text{C}(\text{O})-$, $-\text{C}(\text{S})-$, $-\text{SO}_2-$, $-\text{CH}=\text{CH}-$, $-\text{CH}(\text{OH})\text{CH}(\text{OH})-$, or $-\text{NH}-$; and wherein the $(\text{CH}_2)_r$ and $(\text{CH}_2)_p$ portions of said ring of formula XVI are optionally substituted by 1 to 4 substituents, and the nitrogen atom where X^1 is $-\text{NH}-$ is optionally substituted by 1 substituent, said optional substituents being independently selected from the group consisting of $-\text{C}(\text{O})\text{O}(\text{C}_1\text{-C}_{10} \text{ alkyl})$, $\text{C}_1\text{-C}_{10}$ alkoxy, $\text{C}_1\text{-C}_{10}$ alkanoyl, halo, nitro, cyano, 5-10 membered heterocyclyl, $\text{C}_1\text{-C}_{10}$ alkyl, $-\text{NR}^7\text{R}^8$, $\text{C}_6\text{-C}_{10}$ aryl, $-\text{S}(\text{O})_n(\text{C}_1\text{-C}_{10} \text{ alkyl})$ wherein n is an integer ranging from 0 to 2, and $-\text{SO}_2\text{NR}^7\text{R}^8$;

R^1 is H or C_1 - C_{10} alkyl, wherein 1 to 3 carbons of said alkyl are optionally replaced by a heteroatom selected from O, S and N, and said alkyl is optionally substituted by 1 to 3 substituents independently selected from the group consisting of $-C(O)O(C_1$ - C_{10} alkyl), C_1 - C_{10} alkoxy, C_1 - C_{10} alkanoyl, halo, nitro, cyano, 5-10 membered heterocyclyl, C_1 - C_{10} alkyl, $-NR^7R^8$, C_6 - C_{10} aryl, $-S(O)_n(C_1$ - C_{10} alkyl) wherein n is an integer ranging from 0 to 2, and $-SO_2NR^7R^8$;

R^2 is (i) H, R^4 , $-C(O)R^4$, $-C(O)OR^4$ or $-(CR^7R^8)_mR^3$ when X is $-NR^7$ -, or (ii) H, R^4 , or $-(CR^7R^8)_mR^3$ when X is $-CR^7R^8$ -, wherein for both (i) and (ii) m is an integer ranging from 0 to 6 and both R^7 and R^8 may vary for each iteration where m is greater than 1;

each R^3 is independently C_6 - C_{10} aryl or 5-10 membered heterocyclyl, wherein said aryl and heterocyclyl groups are optionally substituted by 1 to 3 substituents independently selected from the group consisting of $-C(O)O(C_1$ - C_{10} alkyl), C_1 - C_{10} alkoxy, C_1 - C_{10} alkanoyl, halo, nitro, cyano, 5-10 membered heterocyclyl, C_6 - C_{10} aryl, C_1 - C_{10} alkyl, $-NR^7R^8$, $-S(O)_n(C_1$ - C_{10} alkyl) wherein n is an integer ranging from 0 to 2, and $-SO_2NR^7R^8$; and,

each R^4 and R^5 is independently selected from H and C_1 - C_{12} alkyl wherein one or two carbons of said alkyl are optionally replaced by a heteroatom selected from O, S and N, and wherein said alkyl is optionally substituted by 1 to 3 substituents independently selected from the group consisting of $-C(O)O(C_1$ - C_{10} alkyl), C_1 - C_{10} alkoxy, C_1 - C_{10} alkanoyl, halo, nitro, cyano, C_1 - C_{10} alkyl, $-NR^7R^8$, C_6 - C_{10} aryl, 5-10 membered heterocyclyl, $-S(O)_n(C_1$ - C_{10} alkyl) wherein n is an integer ranging from 0 to 2, and $-SO_2NR^7R^8$;

R^6 is H, $-C(O)R^3$ or C_1 - C_{18} alkanoyl, wherein in the alkyl portion of said alkanoyl one or two carbons optionally may be replaced by a heteroatom selected from O, S and N; and,

each R^7 and R^8 is independently H or C_1 - C_6 alkyl.

2. The compound of claim 1 wherein R^6 is H.

3. The compound of claim 1 wherein X is $-NH$ -.

4. The compound of claim 3 wherein R^2 is H.

5. The compound of claim 1 wherein R^1 is H, benzyl, C_1 - C_3 alkyl, or $-CH_2O(CH_2)_2OCH_3$.

6. The compound of claim 3 wherein R^2 is $-(CH_2)_mR^3$ wherein m and R^3 are as defined in claim 1.

7. The compound of claim 6 wherein R^3 is 5-10 membered heterocyclyl.

8. The compound of claim 7 wherein R^3 is quinolin-4-yl, 4-phenyl-1-imidazol-1-yl, imidazo(4,5-b)pyridin-3-yl, 4-pyridin-3-yl-imidazol-1-yl and pyridin-3-yl.

9. The compound of claim 1 wherein said compound is selected from the group consisting of:

9-Deoxo-11-deoxy-5-O-desosaminyl-11-(3-(4-pyridin-3-yl-imidazol-1-yl)-propyl)hydrazo-9-hydroxyimino-6-O-methyl-3-oxoerythronolide A, 11,12-carbamate;

9-Deoxo-11-deoxy-5-O-desosaminyl-11-(3-(4-pyridin-3-yl-imidazol-1-yl)-propyl)hydrazo-9-methoxyimino-6-O-methyl-3-oxoerythronolide A, 11,12-carbamate;

9-Deoxo-11-deoxy-5-O-desosaminyl-11-(3-(imidazo(4,5-b)pyridin-3-yl)-propyl)hydrazo-9-hydroxyimino-6-O-methyl-3-oxoerythronolide A, 11,12-carbamate;

5 9-Deoxo-11-deoxy-5-O-desosaminyl-11-(3-(imidazo(4,5-b)pyridin-3-yl)-propyl)hydrazo-9-methoxyimino-6-O-methyl-3-oxoerythronolide A, 11,12-carbamate;

9-Deoxo-11-deoxy-5-O-desosaminyl-11-(3-quinolin-4-yl-propyl)hydrazo-9-hydroxyimino-6-O-methyl-3-oxoerythronolide A, 11,12-carbamate;

10 9-Deoxo-11-deoxy-5-O-desosaminyl-11-(3-quinolin-4-yl-propyl)hydrazo-9-methoxyimino-6-O-methyl-3-oxoerythronolide A, 11,12-carbamate;

9-Deoxo-11-deoxy-5-O-desosaminyl-11-(3-(7-methoxy-quinolin-4-yl)-propyl))hydrazo-9-hydroxyimino-6-O-methyl-3-oxoerythronolide A, 11,12-carbamate;

9-Deoxo-11-deoxy-5-O-desosaminyl-11-(3-(7-methoxy-quinolin-4-yl)-propyl))hydrazo-9-methoxyimino-6-O-methyl-3-oxoerythronolide A, 11,12-carbamate

15 9-Deoxo-11-deoxy-5-O-desosaminyl-11-(3-quinolin-4-yl-propylidene)hydrazo-9-hydroxyimino-6-O-methyl-3-oxoerythronolide A, 11,12-carbamate;

9-Deoxo-11-deoxy-5-O-desosaminyl-11-(3-quinolin-4-yl-propylidene)hydrazo-9-methoxyimino-6-O-methyl-3-oxoerythronolide A, 11,12-carbamate;

20 9-Deoxo-11-deoxy-5-O-desosaminyl-11-(3-quinolin-4-yl-propyl)hydrazo-9-benzoxymino-6-O-methyl-3-oxoerythronolide A, 11,12-carbamate;

19-Deoxo-1-deoxy-5-O-desosaminyl-11-(3-benzoimidazol-1-yl-propyl)hydrazo-9-hydroxyimino-6-O-methyl-3-oxoerythronolide A, 11,12-carbamate;

19-Deoxo-1-deoxy-5-O-desosaminyl-11-(3-benzoimidazol-1-yl-propyl)hydrazo-9-methoxyimino-6-O-methyl-3-oxoerythronolide A, 11,12-carbamate;

25 9-Deoxo-11-deoxy-5-O-desosaminyl-11-(3-indol-1-yl-propyl)hydrazo-9-hydroxyimino-6-O-methyl-3-oxoerythronolide A, 11,12-carbamate;

9-Deoxo-11-deoxy-5-O-desosaminyl-11-(3-indol-1-yl-propyl)hydrazo-9-methoxyimino-6-O-methyl-3-oxoerythronolide A, 11,12-carbamate;

30 9-Deoxo-11-deoxy-5-O-desosaminyl-11-(3-indazol-1-yl-propyl)hydrazo-9-hydroxyimino-6-O-methyl-3-oxoerythronolide A, 11,12-carbamate;

9-Deoxo-11-deoxy-5-O-desosaminyl-11-(3-indazol-1-yl-propyl)hydrazo-9-methoxyimino-6-O-methyl-3-oxoerythronolide A, 11,12-carbamate;

9-Deoxo-11-deoxy-5-O-desosaminyl-11-(3-carbazol-1-yl-propyl)hydrazo-9-hydroxyimino-6-O-methyl-3-oxoerythronolide A, 11,12-carbamate;

35 9-Deoxo-11-deoxy-5-O-desosaminyl-11-(3-carbazol-1-yl-propyl)hydrazo-9-methoxyimino-6-O-methyl-3-oxoerythronolide A, 11,12-carbamate;

9-Deoxo-11-deoxy-5-O-desosaminyl-11-(3-(5-phenyl-1H-pyrrol-2-yl)-propyl)hydrazo-9-hydroxyimino-6-O-methyl-3-oxoerythronolide A, 11,12-carbamate;

9-Deoxo-11-deoxy-5-O-desosaminyl-11-(3-(5-phenyl-1H-pyrrol-2-yl)-propyl)hydrazo-9-methoxyimino-6-O-methyl-3-oxoerythronolide A, 11,12-carbamate;

5 9-Deoxo-11-deoxy-5-O-desosaminyl-11-(3-(4-phenyl-imidazol-1-yl)-propyl)hydrazo-9-hydroxyimino-6-O-methyl-3-oxoerythronolide A, 11,12-carbamate;

9-Deoxo-11-deoxy-5-O-desosaminyl-11-(3-(4-phenyl-imidazol-1-yl)-propyl)hydrazo-9-methoxyimino-6-O-methyl-3-oxoerythronolide A, 11,12-carbamate;

10 9-Deoxo-11-deoxy-5-O-desosaminyl-11-(3-(3-(4-chlorophenyl)-(1,2,4)oxadiazol-5-yl)-propyl)hydrazo-9-hydroxyimino-6-O-methyl-3-oxoerythronolide A, 11,12-carbamate;

9-Deoxo-11-deoxy-5-O-desosaminyl-11-(3-(3-(4-chlorophenyl)-(1,2,4)oxadiazol-5-yl)-propyl)hydrazo-9-methoxyimino-6-O-methyl-3-oxoerythronolide A, 11,12-carbamate;

19-Deoxo-1-deoxy-5-O-desosaminyl-11-(3-(3-(4-methoxyphenyl)-(1,2,4)oxadiazol-5-yl)-propyl)hydrazo-9-hydroxyimino-6-O-methyl-3-oxoerythronolide A, 11,12-carbamate;

15 19-Deoxo-1-deoxy-5-O-desosaminyl-11-(3-(3-(4-methoxyphenyl)-(1,2,4)oxadiazol-5-yl)-propyl)hydrazo-9-methoxyimino-6-O-methyl-3-oxoerythronolide A, 11,12-carbamate;

9-Deoxo-11-deoxy-5-O-desosaminyl-11-(3-(3-(4-pyridin-4-yl)-(1,2,4)oxadiazol-5-yl)-propyl)hydrazo-9-hydroxyimino-6-O-methyl-3-oxoerythronolide A, 11,12-carbamate;

20 9-Deoxo-11-deoxy-5-O-desosaminyl-11-(3-(3-(4-pyridin-4-yl)-(1,2,4)oxadiazol-5-yl)-propyl)hydrazo-9-methoxyimino-6-O-methyl-3-oxoerythronolide A, 11,12-carbamate;

9-Deoxo-11-deoxy-5-O-desosaminyl-11-(3-naphthalen-1-yl-propyl)hydrazo-9-hydroxyimino-6-O-methyl-3-oxoerythronolide A, 11,12-carbamate;

9-Deoxo-11-deoxy-5-O-desosaminyl-11-(3-naphthalen-1-yl-propyl)hydrazo-9-methoxyimino-6-O-methyl-3-oxoerythronolide A, 11,12-carbamate;

25 9-Deoxo-11-deoxy-5-O-desosaminyl-11-(3-benzotrizol-1-yl-propyl)hydrazo-9-hydroxyimino-6-O-methyl-3-oxoerythronolide A, 11,12-carbamate;

9-Deoxo-11-deoxy-5-O-desosaminyl-11-(3-benzotrizol-1-yl-propyl)hydrazo-9-methoxyimino-6-O-methyl-3-oxoerythronolide A, 11,12-carbamate;

30 9-Deoxo-11-deoxy-5-O-desosaminyl-11-(3-benzotrizol-2-yl-propyl)hydrazo-9-hydroxyimino-6-O-methyl-3-oxoerythronolide A, 11,12-carbamate;

9-Deoxo-11-deoxy-5-O-desosaminyl-11-(3-benzotrizol-2-yl-propyl)hydrazo-9-methoxyimino-6-O-methyl-3-oxoerythronolide A, 11,12-carbamate;

9-Deoxo-11-deoxy-5-O-desosaminyl-11-(3-(1H-indol-3-yl)-propyl)hydrazo-9-hydroxyimino-6-O-methyl-3-oxoerythronolide A, 11,12-carbamate;

35 9-Deoxo-11-deoxy-5-O-desosaminyl-11-(3-(1H-indol-3-yl)-propyl)hydrazo-9-methoxyimino-6-O-methyl-3-oxoerythronolide A, 11,12-carbamate;

9-Deoxo-11-deoxy-5-O-desosaminy-11-(3-pyridin-4-yl-propyl)hydrazo-9-hydroxyimino-6-O-methyl-3-oxoerythronolide A, 11,12-carbamate;

9-Deoxo-11-deoxy-5-O-desosaminy-11-(3-pyridin-4-yl-propyl)hydrazo-9-methoxyimino-6-O-methyl-3-oxoerythronolide A, 11,12-carbamate;

5 9-Deoxo-11-deoxy-5-O-desosaminy-11-(3-pyridin-3-yl-propyl)hydrazo-9-hydroxyimino-6-O-methyl-3-oxoerythronolide A, 11,12-carbamate;

9-Deoxo-11-deoxy-5-O-desosaminy-11-(3-pyridin-3-yl-propyl)hydrazo-9-methoxyimino-6-O-methyl-3-oxoerythronolide A, 11,12-carbamate;

10 9-Deoxo-11-deoxy-5-O-desosaminy-11-(3-(pyridin-2-yl-propyl)hydrazo-9-hydroxyimino-6-O-methyl-3-oxoerythronolide A, 11,12-carbamate;

9-Deoxo-11-deoxy-5-O-desosaminy-11-(3-(pyridin-2-yl-propyl)hydrazo-9-methoxyimino-6-O-methyl-3-oxoerythronolide A, 11,12-carbamate;

9-Deoxo-11-deoxy-5-O-desosaminy-11-(3-phenylpropyl)hydrazo-9-hydroxyimino-6-O-methyl-3-oxoerythronolide A, 11,12-carbamate;

15 9-Deoxo-11-deoxy-5-O-desosaminy-11-(3-phenylpropyl)hydrazo-9-methoxyimino-6-O-methyl-3-oxoerythronolide A, 11,12-carbamate;

9-Deoxo-11-deoxy-5-O-desosaminy-11-bis-(3-phenylpropyl)hydrazo-9-hydroxyimino-6-O-methyl-3-oxoerythronolide A, 11,12-carbamate;

20 9-Deoxo-11-deoxy-5-O-desosaminy-11-bis-(3-phenylpropyl)hydrazo-9-methoxyimino-6-O-methyl-3-oxoerythronolide A, 11,12-carbamate;

9-Deoxo-11-deoxy-5-O-desosaminy-11-(3-(4-methoxyphenyl)-propyl)hydrazo-9-hydroxyimino-6-O-methyl-3-oxoerythronolide A, 11,12-carbamate;

9-Deoxo-11-deoxy-5-O-desosaminy-11-(3-(4-methoxyphenyl)-propyl)hydrazo-9-methoxyimino-6-O-methyl-3-oxoerythronolide A, 11,12-carbamate;

25 9-Deoxo-11-deoxy-5-O-desosaminy-11-(3-(3-methoxyphenyl)-propyl)hydrazo-9-hydroxyimino-6-O-methyl-3-oxoerythronolide A, 11,12-carbamate;

9-Deoxo-11-deoxy-5-O-desosaminy-11-(3-(3-methoxyphenyl)-propyl)hydrazo-9-methoxyimino-6-O-methyl-3-oxoerythronolide A, 11,12-carbamate;

30 9-Deoxo-11-deoxy-5-O-desosaminy-11-(3-(2-methoxyphenyl)-propyl)hydrazo-9-hydroxyimino-6-O-methyl-3-oxoerythronolide A, 11,12-carbamate;

9-Deoxo-11-deoxy-5-O-desosaminy-11-(3-(2-methoxyphenyl)-propyl)hydrazo-9-methoxyimino-6-O-methyl-3-oxoerythronolide A, 11,12-carbamate;

9-Deoxo-11-deoxy-5-O-desosaminy-11-(3-(4-hydroxyphenyl)-propyl)hydrazo-9-hydroxyimino-6-O-methyl-3-oxoerythronolide A, 11,12-carbamate;

35 9-Deoxo-11-deoxy-5-O-desosaminy-11-(3-(4-hydroxyphenyl)-propyl)hydrazo-9-methoxyimino-6-O-methyl-3-oxoerythronolide A, 11,12-carbamate;

9-Deoxo-11-deoxy-5-O-desosaminy-11-(3-(3-methoxyphenyl)-propyl)hydrazo-9-hydroxyimino-6-O-methyl-3-oxoerythronolide A, 11,12-carbamate;

9-Deoxo-11-deoxy-5-O-desosaminy-11-(3-(3-methoxyphenyl)-propyl)hydrazo-9-methoxyimino-6-O-methyl-3-oxoerythronolide A, 11,12-carbamate;

5 9-Deoxo-11-deoxy-5-O-desosaminy-11-(2-phenylethyl)hydrazo-9-hydroxyimino-6-O-methyl-3-oxoerythronolide A, 11,12-carbamate;

9-Deoxo-11-deoxy-5-O-desosaminy-11-(2-phenylethyl)hydrazo-9-methoxyimino-6-O-methyl-3-oxoerythronolide A, 11,12-carbamate;

10 9-Deoxo-11-deoxy-5-O-desosaminy-11-(4-phenylbutyl)hydrazo-9-hydroxyimino-6-O-methyl-3-oxoerythronolide A, 11,12-carbamate;

9-Deoxo-11-deoxy-5-O-desosaminy-11-(4-phenylbutyl)hydrazo-9-methoxyimino-6-O-methyl-3-oxoerythronolide A, 11,12-carbamate;

9-Deoxo-11-deoxy-5-O-desosaminy-11-(3-furan-2-yl-propyl)hydrazo-9-hydroxyimino-6-O-methyl-3-oxoerythronolide A, 11,12-carbamate;

15 9-Deoxo-11-deoxy-5-O-desosaminy-11-(3-furan-2-yl-propyl)hydrazo-9-methoxyimino-6-O-methyl-3-oxoerythronolide A, 11,12-carbamate;

9-Deoxo-11-deoxy-5-O-desosaminy-11-(3-thiophen-2-yl-propyl)hydrazo-9-hydroxyimino-6-O-methyl-3-oxoerythronolide A, 11,12-carbamate;

20 9-Deoxo-11-deoxy-5-O-desosaminy-11-(3-thiophen-2-yl-propyl)hydrazo-9-methoxyimino-6-O-methyl-3-oxoerythronolide A, 11,12-carbamate;

9-Deoxo-11-deoxy-5-O-desosaminy-11-(3-pyrrol-1-yl-propyl)hydrazo-9-hydroxyimino-6-O-methyl-3-oxoerythronolide A, 11,12-carbamate;

9-Deoxo-11-deoxy-5-O-desosaminy-11-(3-pyrrol-1-yl-propyl)hydrazo-9-methoxyimino-6-O-methyl-3-oxoerythronolide A, 11,12-carbamate;

25 9-Deoxo-11-deoxy-5-O-desosaminy-11-(3-pyrazol-1-yl-propyl)hydrazo-9-hydroxyimino-6-O-methyl-3-oxoerythronolide A, 11,12-carbamate;

9-Deoxo-11-deoxy-5-O-desosaminy-11-(3-pyrazol-1-yl-propyl)hydrazo-9-methoxyimino-6-O-methyl-3-oxoerythronolide A, 11,12-carbamate;

30 9-Deoxo-11-deoxy-5-O-desosaminy-11-(3-(2-pyridin-3-yl-thiazol-4-yl)-propyl)hydrazo-9-hydroxyimino-6-O-methyl-3-oxoerythronolide A, 11,12-carbamate;

9-Deoxo-11-deoxy-5-O-desosaminy-11-(3-(2-pyridin-3-yl-thiazol-4-yl)-propyl)hydrazo-9-methoxyimino-6-O-methyl-3-oxoerythronolide A, 11,12-carbamate;

9-Deoxo-11-deoxy-5-O-desosaminy-11-(3-(2-phenyl-thiazol-5-yl)-propyl)hydrazo-9-hydroxyimino-6-O-methyl-3-oxoerythronolide A, 11,12-carbamate;

35 9-Deoxo-11-deoxy-5-O-desosaminy-11-(3-(2-phenyl-thiazol-5-yl)-propyl)hydrazo-9-methoxyimino-6-O-methyl-3-oxoerythronolide A, 11,12-carbamate;

9-Deoxo-11-deoxy-5-O-desosaminy-11-(3-(4-phenyl-1H-imidazol-2-yl)-propyl)hydrazo-9-hydroxyimino-6-O-methyl-3-oxoerythronolide A, 11,12-carbamate;

9-Deoxo-11-deoxy-5-O-desosaminy-11-(3-(4-phenyl-1H-imidazol-2-yl)-propyl)hydrazo-9-methoxyimino-6-O-methyl-3-oxoerythronolide A, 11,12-carbamate;

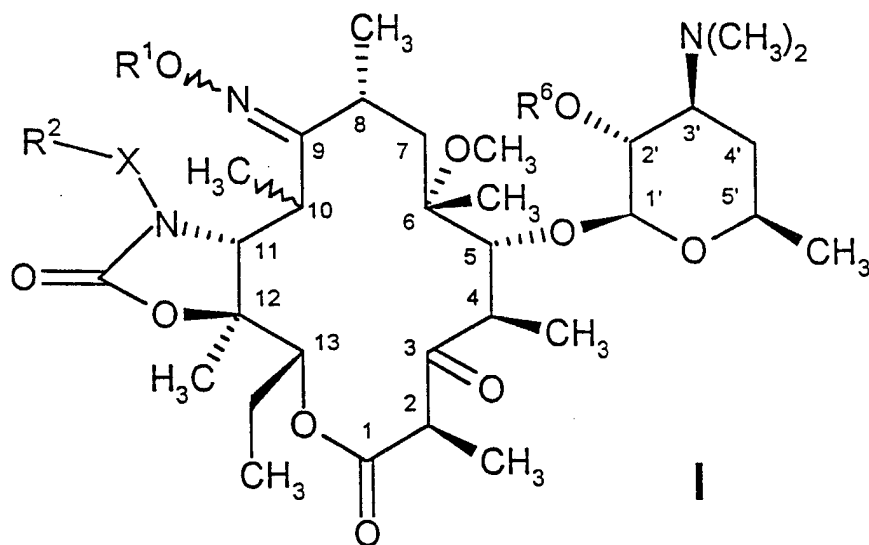
5 9-Deoxo-11-deoxy-5-O-desosaminy-10-*epi*-11-hydrazo-9-benzoxymino-6-O-methyl-3-oxoerythronolide A, 11,12-carbamate;

9-Deoxo-11-deoxy-5-O-desosaminy-10-*epi*-11-hydrazo-9-hydroxyimino-6-O-methyl-3-oxoerythronolide A, 11,12-carbamate; and the pharmaceutically acceptable salts of the foregoing compounds.

10 10. A pharmaceutical composition for the treatment of a bacterial infection or a protozoa infection in a mammal, fish or bird which comprises a therapeutically effective amount of a compound of claim 1 and a pharmaceutically acceptable carrier.

11. A method of treating a bacterial infection or a protozoa infection in a mammal, fish, or bird which comprises administering to said mammal, fish, or bird a therapeutically effective amount of a compound of claim 1.

12. A method of preparing a compound of the formula

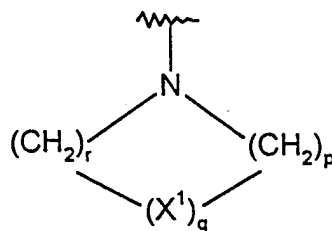


or a pharmaceutically acceptable salt thereof, wherein:

X is $-CR^7R^8-$ or $-NR^7-$;

or X is taken together with R^2 to form $-N=CR^4R^5$;

or X and R^2 are taken together to form a heterocyclic ring of the formula XVI:



XVI

wherein in said ring of formula XVI, r and p are each independently an integer ranging from 1 to 3, q is 0 or 1, and X^1 is $-\text{CH}_2-$, O, S, $-\text{C}(\text{O})-$, $-\text{C}(\text{S})-$, $-\text{SO}_2-$, $-\text{CH}=\text{CH}-$, $-\text{CH}(\text{OH})\text{CH}(\text{OH})-$, or $-\text{NH}-$; and wherein the $(\text{CH}_2)_r$ and $(\text{CH}_2)_p$ portions of said ring of formula XVI are optionally substituted by 1 to 4 substituents, and the nitrogen atom where X^1 is $-\text{NH}-$ is optionally substituted by 1 substituent, said optional substituents being independently selected from the group consisting of $-\text{C}(\text{O})\text{O}(\text{C}_1\text{-C}_{10}\text{ alkyl})$, $\text{C}_1\text{-C}_{10}$ alkoxy, $\text{C}_1\text{-C}_{10}$ alkanoyl, halo, nitro, cyano, 5-10 membered heterocyclyl, $\text{C}_1\text{-C}_{10}$ alkyl, $-\text{NR}^7\text{R}^8$, $\text{C}_6\text{-C}_{10}$ aryl, $-\text{S}(\text{O})_n(\text{C}_1\text{-C}_{10}\text{ alkyl})$ wherein n is an integer ranging from 0 to 2, and $-\text{SO}_2\text{NR}^7\text{R}^8$;

R^1 is H or $\text{C}_1\text{-C}_{10}$ alkyl, wherein 1 to 3 carbons of said alkyl are optionally replaced by a heteroatom selected from O, S and N, and said alkyl is optionally substituted by 1 to 3 substituents independently selected from the group consisting of $-\text{C}(\text{O})\text{O}(\text{C}_1\text{-C}_{10}\text{ alkyl})$, $\text{C}_1\text{-C}_{10}$ alkoxy, $\text{C}_1\text{-C}_{10}$ alkanoyl, halo, nitro, cyano, 5-10 membered heterocyclyl, $\text{C}_1\text{-C}_{10}$ alkyl, $-\text{NR}^7\text{R}^8$, $\text{C}_6\text{-C}_{10}$ aryl, $-\text{S}(\text{O})_n(\text{C}_1\text{-C}_{10}\text{ alkyl})$ wherein n is an integer ranging from 0 to 2, and $-\text{SO}_2\text{NR}^7\text{R}^8$;

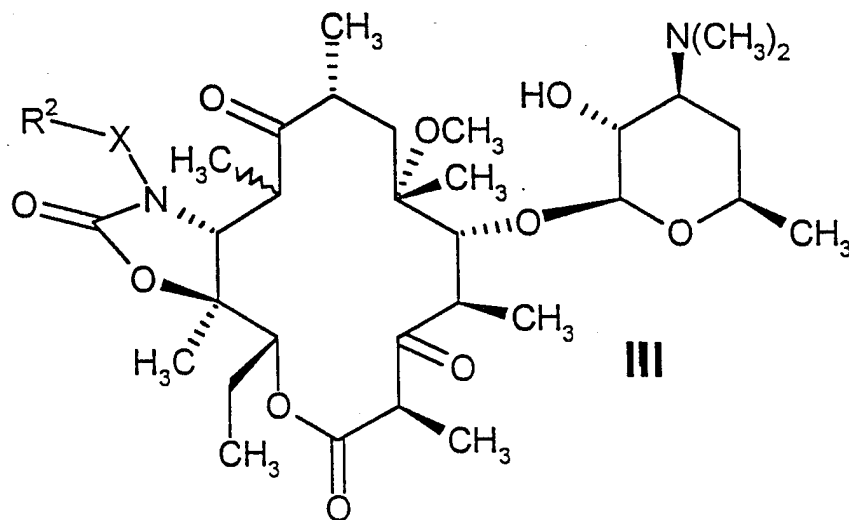
R^2 is (i) H, R^4 , $-\text{C}(\text{O})\text{R}^4$, $-\text{C}(\text{O})\text{OR}^4$ or $-(\text{CR}^7\text{R}^8)_m\text{R}^3$ when X is $-\text{NR}^7-$, or (ii) H, R^4 , or $-(\text{CR}^7\text{R}^8)_m\text{R}^3$ when X is $-\text{CR}^7\text{R}^8-$, wherein for both (i) and (ii) m is an integer ranging from 0 to 6 and both R^7 and R^8 may vary where m is greater than 1;

each R^3 is independently $\text{C}_6\text{-C}_{10}$ aryl or 5-10 membered heterocyclyl, wherein said aryl and heterocyclyl groups are optionally substituted by 1 to 3 substituents independently selected from the group consisting of $-\text{C}(\text{O})\text{O}(\text{C}_1\text{-C}_{10}\text{ alkyl})$, $\text{C}_1\text{-C}_{10}$ alkoxy, $\text{C}_1\text{-C}_{10}$ alkanoyl, halo, nitro, cyano, 5-10 membered heterocyclyl, $\text{C}_6\text{-C}_{10}$ aryl, $\text{C}_1\text{-C}_{10}$ alkyl, $-\text{NR}^7\text{R}^8$, $-\text{S}(\text{O})_n(\text{C}_1\text{-C}_{10}\text{ alkyl})$ wherein n is an integer ranging from 0 to 2, and $-\text{SO}_2\text{NR}^7\text{R}^8$; and,

each R^4 and R^5 is independently selected from H and $\text{C}_1\text{-C}_{12}$ alkyl wherein one or two carbons of said alkyl are optionally replaced by a heteroatom selected from O, S and N, and wherein said alkyl is optionally substituted by 1 to 3 substituents independently selected from the group consisting of $-\text{C}(\text{O})\text{O}(\text{C}_1\text{-C}_{10}\text{ alkyl})$, $\text{C}_1\text{-C}_{10}$ alkoxy, $\text{C}_1\text{-C}_{10}$ alkanoyl, halo, nitro, cyano, $\text{C}_1\text{-C}_{10}$ alkyl, $-\text{NR}^7\text{R}^8$, $\text{C}_6\text{-C}_{10}$ aryl, 5-10 membered heterocyclyl, $-\text{S}(\text{O})_n(\text{C}_1\text{-C}_{10}\text{ alkyl})$ wherein n is an integer ranging from 0 to 2, and $-\text{SO}_2\text{NR}^7\text{R}^8$;

R^6 is H, $-\text{C}(\text{O})\text{R}^3$ or $\text{C}_1\text{-C}_{18}$ alkanoyl, wherein in the alkyl portion of said alkanoyl one or two carbons optionally may be replaced by a heteroatom selected from O, S and N; and,

each R^7 and R^8 is independently H or C_1 - C_6 alkyl;
 which comprises treating a compound of the formula



wherein X and R^2 are as defined for said compound of formula I, with a compound of the
 5 formula $R^1ONH_2 \cdot HCl$ or R^1ONH_2 , wherein R^1 is as defined for said compound of formula I, in
 the presence of an acid in a polar solvent.

13. The process of claim 12 wherein said solvent is methanol, ethanol, or isopropyl
 alcohol.

14. The process of claim 12 wherein said acid is $Py \cdot HCl$, wherein Py is pyridine, or
 10 $Et_3N \cdot HCl$ wherein Et is ethyl.

INTERNATIONAL SEARCH REPORT

National Application No

PCT/IB 98/00741

A. CLASSIFICATION OF SUBJECT MATTER

IPC 6 C07H17/08 A61K31/70

According to International Patent Classification (IPC) or to both national classification and IPC

B. FIELDS SEARCHED

Minimum documentation searched (classification system followed by classification symbols)

IPC 6 C07H A61K

Documentation searched other than minimum documentation to the extent that such documents are included in the fields searched

Electronic data base consulted during the international search (name of data base and, where practical, search terms used)

C. DOCUMENTS CONSIDERED TO BE RELEVANT

Category *	Citation of document, with indication, where appropriate, of the relevant passages	Relevant to claim No.
X	EP 0 487 411 A (ROUSSEL UCLAF) 27 May 1992 see claim 21 ---	1-14
Y	EP 0 596 802 A (ROUSSEL UCLAF) 11 May 1994 see the whole document ---	1-14
Y	GB 2 288 174 A (ROUSSEL UCLAF) 11 October 1995 see the whole document ---	1-14
Y	G. GRIESGRABER ET AL.: "3-Keto-11,12-carbazate Derivatives of 6-O-Methylerythromycin A" J. ANTIBIOT., vol. 49, 1996, pages 465-477, XP002072221 see tables 2-4 -----	1-14



Further documents are listed in the continuation of box C.



Patent family members are listed in annex.

* Special categories of cited documents:

"A" document defining the general state of the art which is not considered to be of particular relevance

"E" earlier document but published on or after the international filing date

"L" document which may throw doubts on priority claim(s) or which is cited to establish the publication date of another citation or other special reason (as specified)

"O" document referring to an oral disclosure, use, exhibition or other means

"P" document published prior to the international filing date but later than the priority date claimed

"T" later document published after the international filing date or priority date and not in conflict with the application but cited to understand the principle or theory underlying the invention

"X" document of particular relevance; the claimed invention cannot be considered novel or cannot be considered to involve an inventive step when the document is taken alone

"Y" document of particular relevance; the claimed invention cannot be considered to involve an inventive step when the document is combined with one or more other such documents, such combination being obvious to a person skilled in the art.

"&" document member of the same patent family

Date of the actual completion of the international search

21 July 1998

Date of mailing of the international search report

12/08/1998

Name and mailing address of the ISA

European Patent Office, P.B. 5818 Patentlaan 2
NL - 2280 HV Rijswijk
Tel. (+31-70) 340-2040, Tx. 31 651 epo nl,
Fax: (+31-70) 340-3016

Authorized officer

Bardili, W

INTERNATIONAL SEARCH REPORT

Information on patent family members

I. International Application No

PCT/IB 98/00741

Patent document cited in search report	Publication date	Patent family member(s)	Publication date
EP 0487411 A	27-05-1992	FR 2669337 A	22-05-1992
		FR 2677025 A	04-12-1992
		FR 2680790 A	05-03-1993
		AT 133683 T	15-02-1996
		AU 640290 B	19-08-1993
		AU 8798691 A	28-05-1992
		CA 2055912 A	21-05-1992
		CN 1065069 A,B	07-10-1992
		CS 9103508 A	17-06-1992
		DE 69116815 D	14-03-1996
		DE 69116815 T	17-10-1996
		DK 487411 T	15-04-1996
		ES 2082952 T	01-04-1996
		FI 915469 A	22-05-1992
		GR 3018848 T	31-05-1996
		IE 74713 B	30-07-1997
		IL 99995 A	20-11-1997
		JP 4290893 A	15-10-1992
		NZ 240684 A	26-08-1994
		OA 9523 A	15-11-1992
		PL 167448 B	30-09-1995
		PL 169422 B	31-07-1996
		PT 99569 A	30-10-1992
		RU 2100367 C	27-12-1997
		US 5444051 A	22-08-1995
		US 5561118 A	01-10-1996
		US 5770579 A	23-06-1998
EP 0596802 A	11-05-1994	FR 2697523 A	06-05-1994
		FR 2707088 A	06-01-1995
		AT 135706 T	15-04-1996
		AU 670329 B	11-07-1996
		AU 5047793 A	19-05-1994
		BR 9304481 A	21-06-1994
		CA 2102457 A	06-05-1994
		CN 1090581 A	10-08-1994
		DE 69301897 D	25-04-1996
		DK 596802 T	03-06-1996
		ES 2085130 T	16-05-1996
		GR 3019385 T	30-06-1996

INTERNATIONAL SEARCH REPORT

Information on patent family members

International Application No

PCT/IB 98/00741

Patent document cited in search report	Publication date	Patent family member(s)	Publication date
EP 0596802 A		HU 66446 A	28-11-1994
		JP 6220082 A	09-08-1994
		US 5527780 A	18-06-1996
		US 5614614 A	25-03-1997
<hr/>			
GB 2288174 A	11-10-1995	FR 2718450 A	13-10-1995
		AP 587 A	29-04-1997
		AU 684939 B	08-01-1998
		AU 2310795 A	30-10-1995
		BG 100150 A	28-06-1996
		BR 9506147 A	16-04-1996
		CA 2164638 A	19-10-1995
		CN 1126997 A	17-07-1996
		CZ 9503223 A	14-08-1996
		EP 0676409 A	11-10-1995
		FI 955913 A	08-12-1995
		WO 9527720 A	19-10-1995
		HR 950217 A	31-08-1997
		HU 73772 A	30-09-1996
		JP 7278177 A	24-10-1995
		LV 11182 A	20-04-1996
		LV 11182 B	20-04-1997
		MD 663 F	31-01-1997
		NO 954942 A	07-02-1996
		NZ 284498 A	27-07-1997
		PL 311871 A	18-03-1996
		SK 154695 A	01-10-1996
		US 5656607 A	12-08-1997
		US 5760233 A	02-06-1998
		ZA 9502059 A	13-03-1996
<hr/>			