



US00D339396S

# United States Patent [19]

[11] Patent Number: Des. 339,396

Roberto

[45] Date of Patent: \*\* Sep. 14, 1993

[54] ILLUMINABLE GOLF SWING TRAINING CLUB

|           |        |         |         |
|-----------|--------|---------|---------|
| 4,456,257 | 6/1984 | Perkins | 273/186 |
| 4,693,479 | 9/1987 | McGwire | 273/186 |
| 4,911,450 | 3/1990 | Rabold  | 273/186 |

[76] Inventor: Vincent J. Roberto, 131 Morton Ave., Folsom, Pa. 19033

Primary Examiner—Melvin B. Feifer  
Attorney, Agent, or Firm—Terry M. Gernstein

[\*\*] Term: 14 Years

[21] Appl. No.: 584,886

### [57] CLAIM

[22] Filed: Sep. 19, 1990

The ornamental design for an illuminable golf swing training club, as shown and described.

[52] U.S. Cl. D21/220; D21/234

[58] Field of Search D21/220, 214, 234; 273/186.4, 186.3

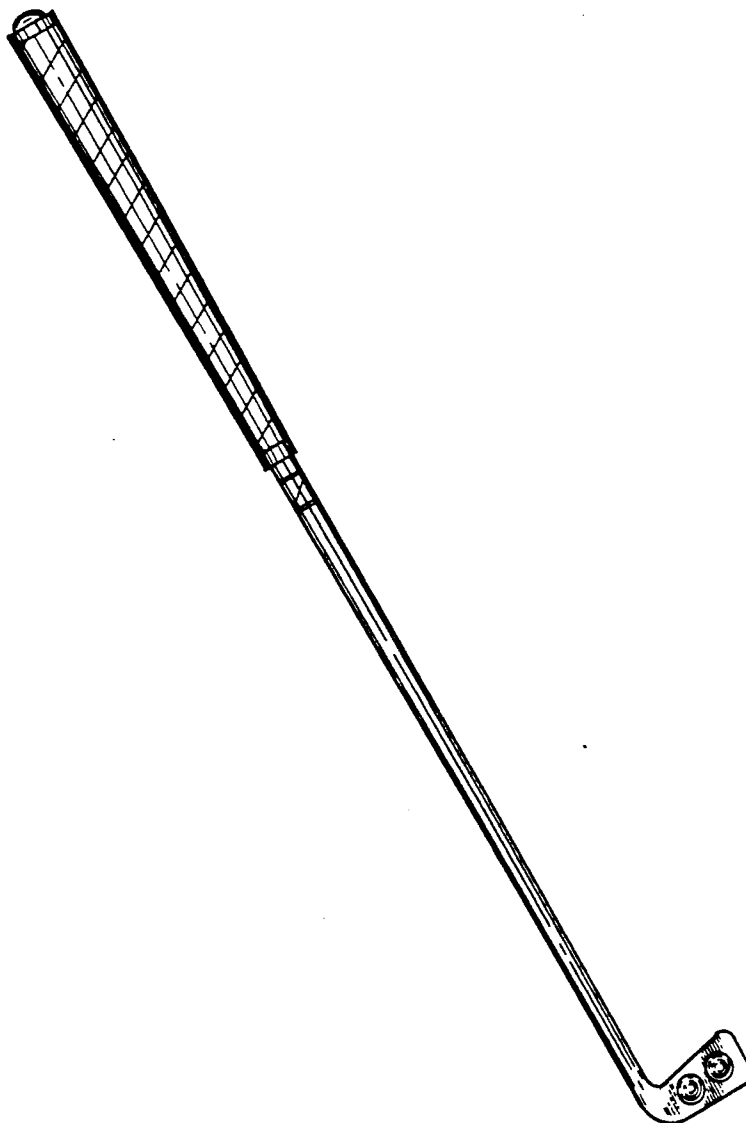
### DESCRIPTION

### [56] References Cited

#### U.S. PATENT DOCUMENTS

|           |         |         |           |
|-----------|---------|---------|-----------|
| 4,108,441 | 8/1978  | Tredway | 273/186   |
| 4,254,956 | 3/1981  | Rusnak  | 273/186   |
| 4,306,723 | 12/1981 | Rusnak  | 273/186   |
| 4,342,456 | 8/1982  | Miyamae | 273/186.3 |

FIG. 1 is a perspective view of an illuminable golf swing training club showing my new design; FIG. 2 is a front elevational view thereof; FIG. 3 is a rear elevational view thereof; FIG. 4 is a side elevational view thereof; FIG. 5 is a side elevational view thereof; FIG. 6 is a top plan view thereof; and, FIG. 7 is a bottom view thereof.



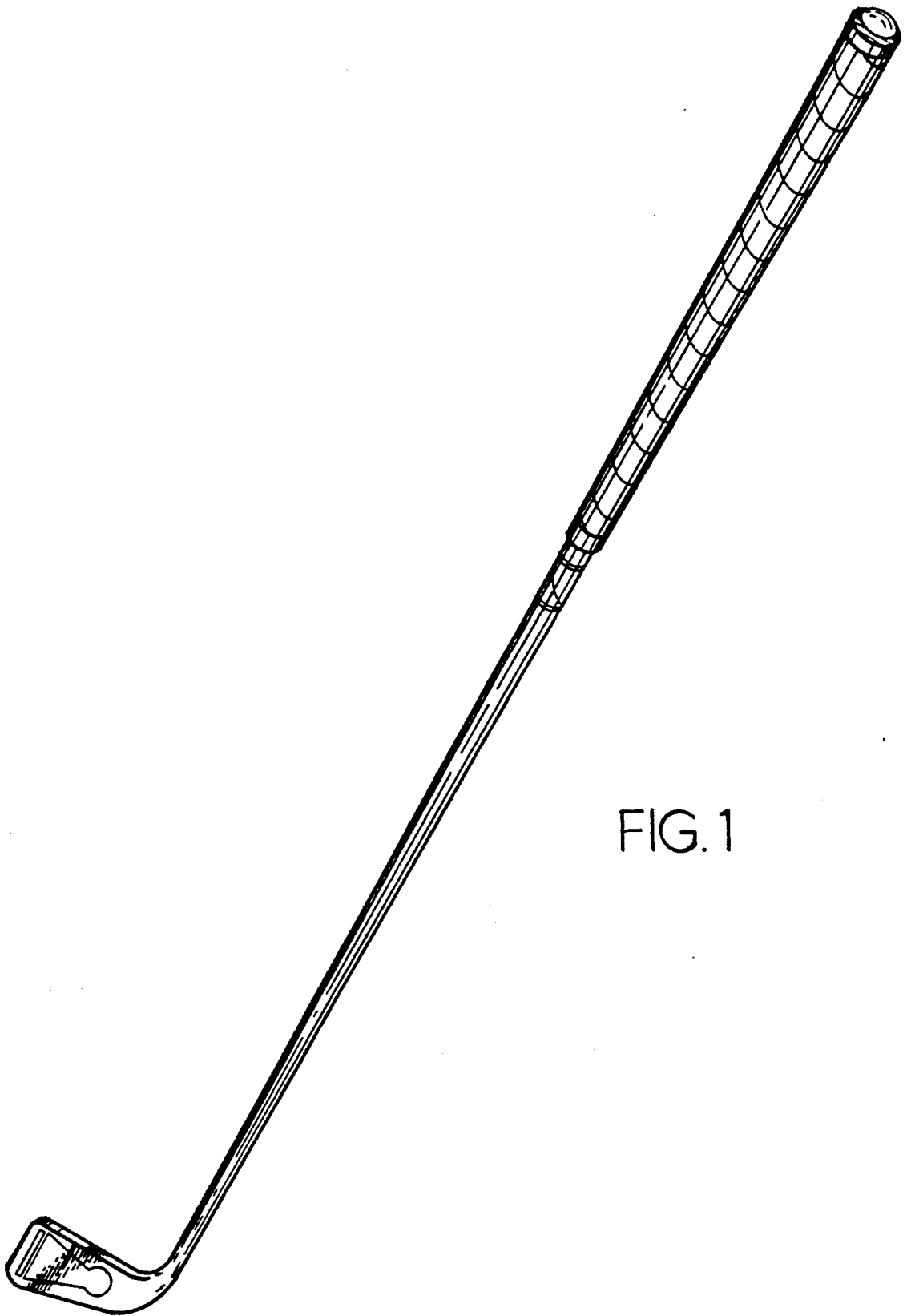


FIG. 1

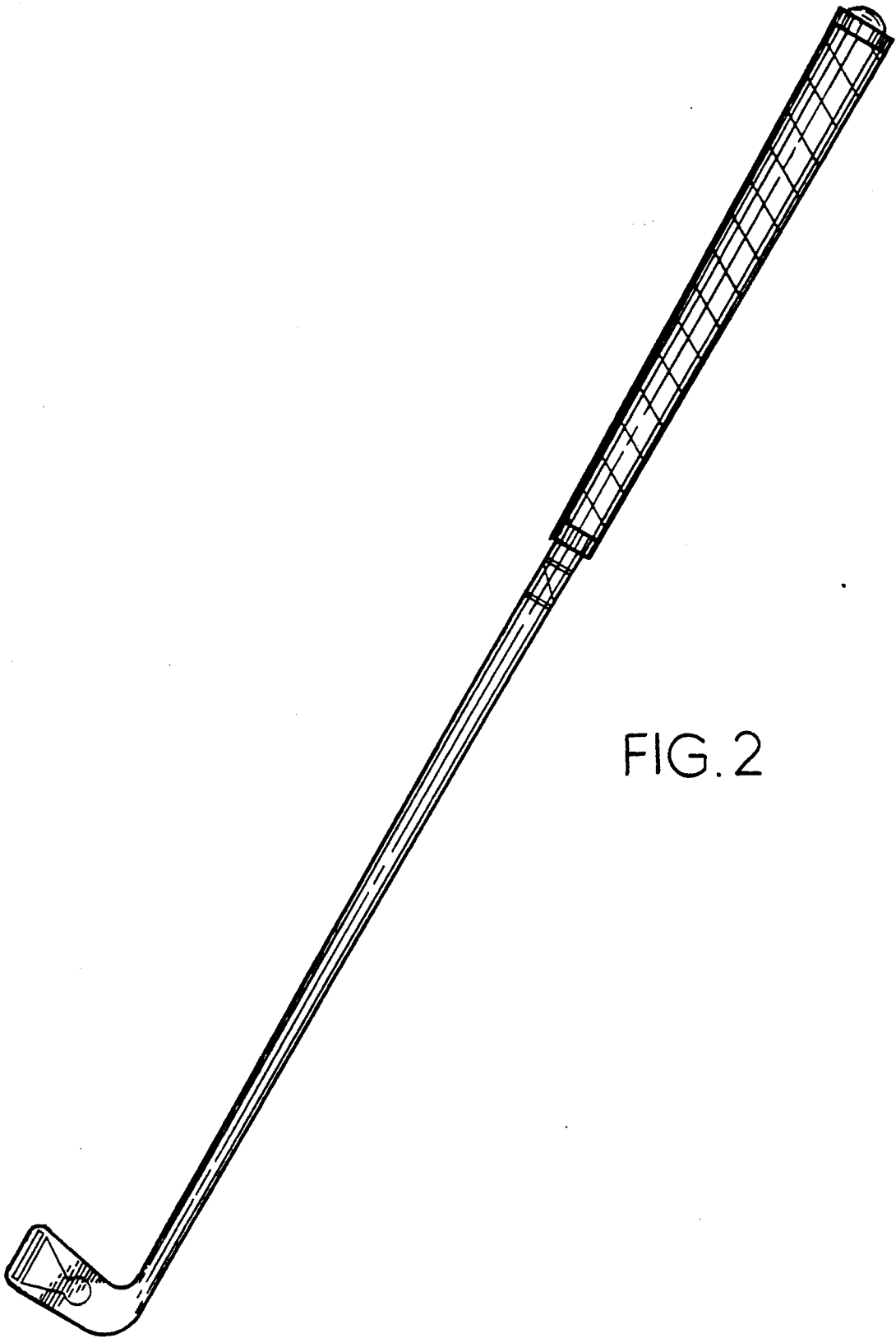


FIG. 2

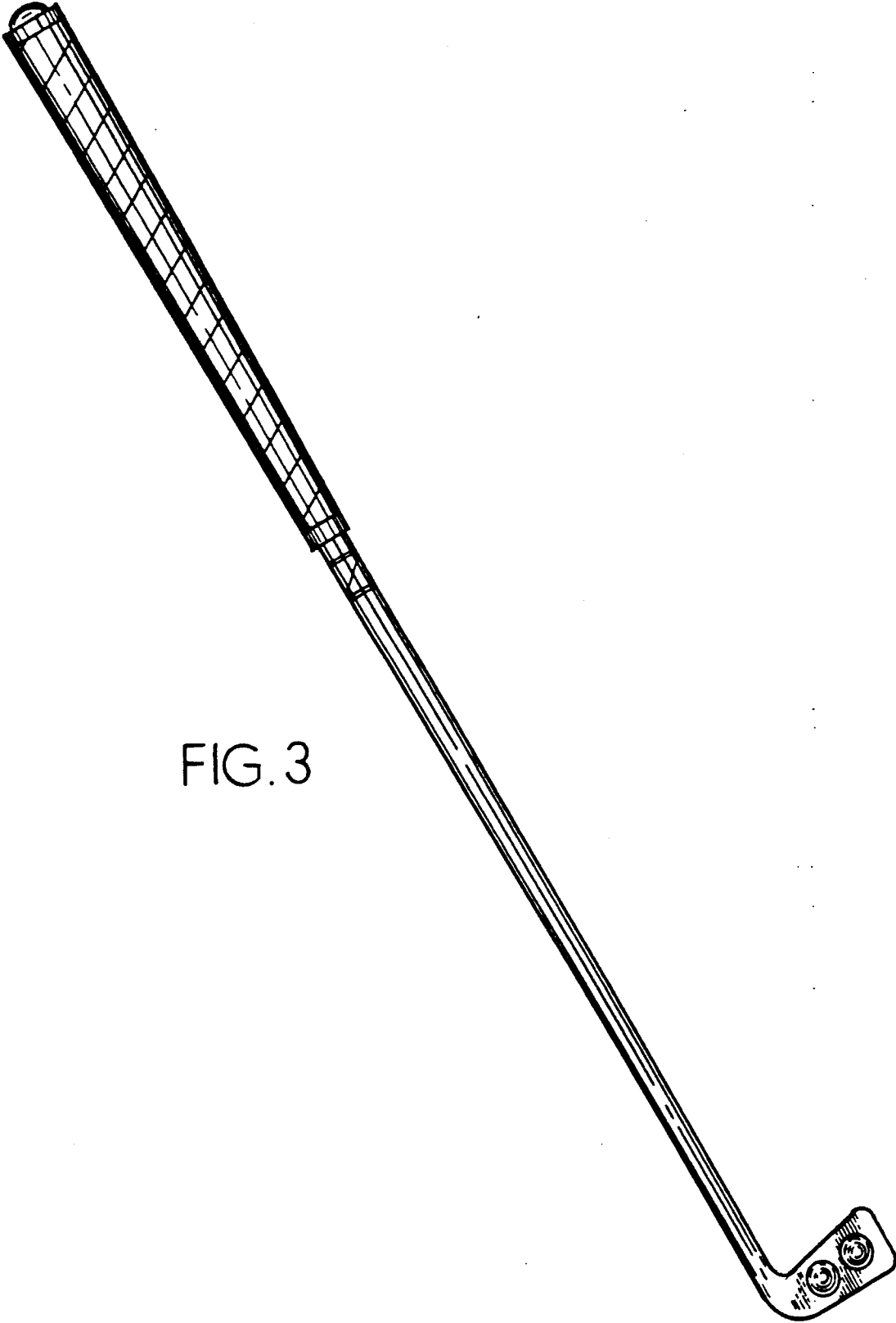


FIG. 3



FIG. 4



FIG. 5

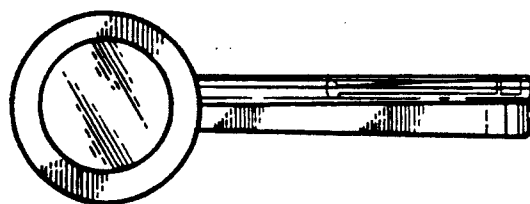


FIG. 6

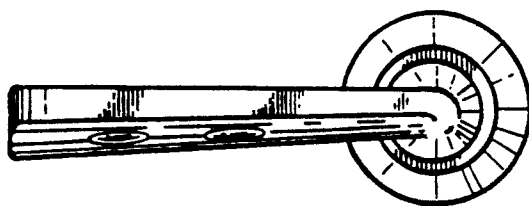


FIG. 7