



US00D405381S

United States Patent [19]

[11] **Patent Number:** **Des. 405,381**

Perrin et al.

[45] **Date of Patent:** ****Feb. 9, 1999**

[54] **BRACELET**

D. 392,581	3/1998	Gueit	D11/4
692,584	2/1902	Adams et al.	D11/4 X
1,094,947	4/1914	Strauss	D11/4 X
5,491,984	2/1996	Loch	63/2 X

[75] Inventors: **Alain-Dominique Perrin**, Rueil
Malmaison; **Jacques Diltor**,
Villeneuve-la-Garenne, both of France

Primary Examiner—Ralf Seifert
Attorney, Agent, or Firm—Pillsbury Madison & Sutro LLP

[73] Assignee: **Cartier International B.V.**,
Amsterdam, Netherlands

[57] **CLAIM**

[**] Term: **14 Years**

The ornamental design for a bracelet, as shown and described.

[21] Appl. No.: **74,015**

DESCRIPTION

[22] Filed: **Jul. 23, 1997**

[30] **Foreign Application Priority Data**

FIG. 1 is a perspective view of the bracelet showing our new design;
FIG. 2 is a front elevational view thereof;
FIG. 3 is a rear elevational view thereof;
FIG. 4 is a top view thereof;
FIG. 5 is a bottom view thereof;
FIG. 6 is a left elevational view thereof; and,
FIG. 7 is a right elevational view.

Jan. 23, 1997 [FR] France 970331

[51] **LOC (6) Cl.** **11-01**

[52] **U.S. Cl.** **D11/4**

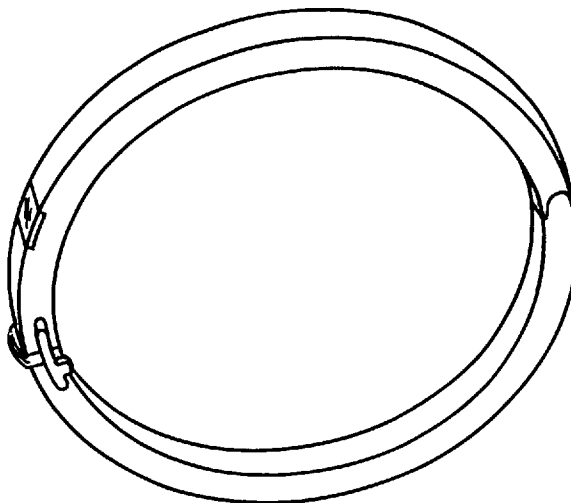
[58] **Field of Search** D11/1-14, 13;
63/1.1, 3, 7, 9; 59/83

[56] **References Cited**

U.S. PATENT DOCUMENTS

4,911 5/1871 Smiths D11/4

1 Claim, 3 Drawing Sheets



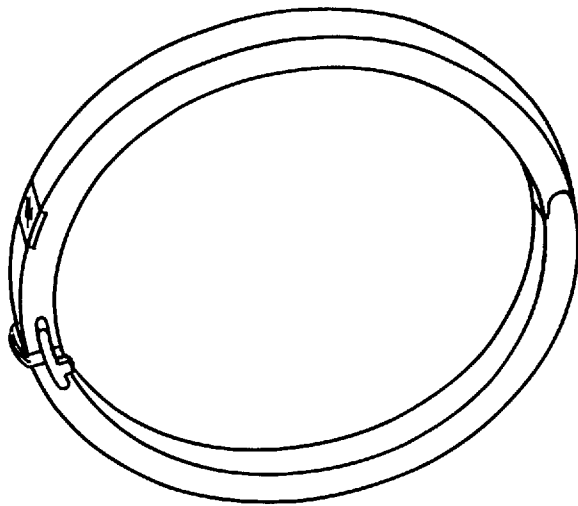


FIG.1

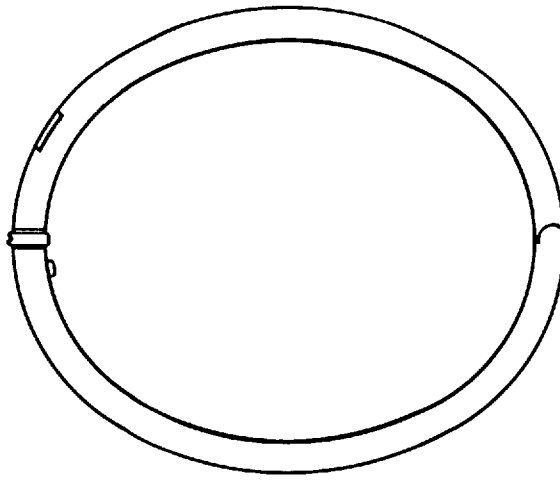


FIG. 2

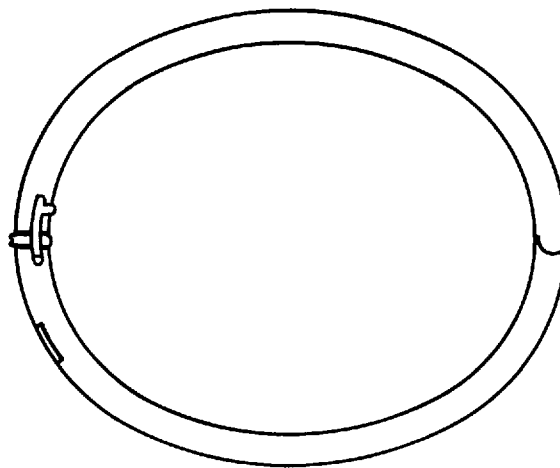


FIG. 3



FIG. 4




FIG. 5



FIG. 6



FIG. 7