

(19)



(11) Publication number:

SG 192287 A1

(43) Publication date:

30.08.2013

(51) Int. Cl:

**C07H19/056, A61K31/513,
A61P31/12;**

(12)

Patent Application

(21) Application number: **2010004232**

(71) Applicant:

**IDENIX PHARMACEUTICALS, INC. 60
HAMPSHIRE STREET, CAMBRIDGE,
MASSACHUSETTS 02139 MC US
UNIVERSITA DEGLI STUDI DI CAGLIARI
DIP. BIOLOGIA SPERIMENTALE,
SEZIONE DI MICROBIOLOGIA,
CITTADELLA UNIVERSITARIA SS 544,
KM 4.500, I-09042 MONSERRATO ITALY
IT**

(22) Date of filing: **23.05.2001**

(30) Priority: **US 60/206,585 23.05.2000**

(72) Inventor:

**SOMMADOSSI, JEAN-PIERRE 5075
GREYSTONE WAY, BIRMINGHAM, AL
35242 UNITED STATES OF AMERICA
US
LACOLLA, PAULO 5 STRADA NO. 11,
POGGIO DEI PINI, I-09012 CAPOTERRA
ITALY IT**

(54) Title:

**METHODS AND COMPOSITIONS FOR TREATING
HEPATITIS C VIRUS**

(57) Abstract:

Methods And Compositions For Treating Hepatitis C Virus
Abstract A method and composition for treating a host infected
with hepatitis C comprising administering an effective hepatitis C
treatment amount of a described 1[err], 2[err] or 3[err]- modified
nucleoside or a pharmaceutically acceptable salt or prodrug
thereof, is provided. No Suitable Figure.

Methods And Compositions For Treating Hepatitis C Virus

Abstract

A method and composition for treating a host infected with hepatitis C comprising administering an effective hepatitis C treatment amount of a described 1', 2' or 3'-modified nucleoside or a pharmaceutically acceptable salt or prodrug thereof, is provided.

No Suitable Figure.

METHODS AND COMPOSITIONS FOR TREATING HEPATITIS C VIRUS

FIELD OF THE INVENTION

This invention is in the area of pharmaceutical chemistry, and is in particular, is a compound, method and composition for the treatment of hepatitis C virus. This application
5 claims priority to U.S. provisional application no. 60/206,585, filed on May 23, 2000.

BACKGROUND OF THE INVENTION

The hepatitis C virus (HCV) is the leading cause of chronic liver disease worldwide. (Boyer, N. *et al. J. Hepatol.* 32:98-112, 2000). HCV causes a slow growing viral infection and is the major cause of cirrhosis and hepatocellular carcinoma (Di Besceglie, A. M. and
10 Bacon, B. R., *Scientific American*, Oct.: 80-85, (1999); Boyer, N. *et al. J. Hepatol.* 32:98-112, 2000). An estimated 170 million persons are infected with HCV worldwide. (Boyer, N. *et al. J. Hepatol.* 32:98-112, 2000). Cirrhosis caused by chronic hepatitis C infection accounts for 8,000-12,000 deaths per year in the United States, and HCV infection is the leading indication for liver transplant.

15 HCV is known to cause at least 80% of posttransfusion hepatitis and a substantial proportion of sporadic acute hepatitis. Preliminary evidence also implicates HCV in many cases of "idiopathic" chronic hepatitis, "cryptogenic" cirrhosis, and probably hepatocellular carcinoma unrelated to other hepatitis viruses, such as Hepatitis B Virus (HBV). A small proportion of healthy persons appear to be chronic HCV carriers, varying with geography
20 and other epidemiological factors. The numbers may substantially exceed those for HBV, though information is still preliminary; how many of these persons have subclinical chronic liver disease is unclear. (The Merck Manual, ch. 69, p. 901, 16th ed., (1992)).

HCV has been classified as a member of the virus family Flaviviridae that includes the *genera* flaviviruses, pestiviruses, and haptociviruses which includes hepatitis C viruses
25 (Rice, C. M., Flaviviridae: The viruses and their replication. *In*: Fields Virology, Editors: Fields, B. N., Knipe, D. M., and Howley, P. M., Lippincott-Raven Publishers, Philadelphia, PA, Chapter 30, 931-959, 1996). HCV is an enveloped virus containing a positive-sense single-stranded RNA genome of approximately 9.4kb. The viral genome consists of a 5' untranslated region (UTR), a long open reading frame encoding a polyprotein precursor of

approximately 3011 amino acids, and a short 3' UTR. The 5' UTR is the most highly conserved part of the HCV genome and is important for the initiation and control of polyprotein translation. Translation of the HCV genome is initiated by a cap-independent mechanism known as internal ribosome entry. This mechanism involves the binding of ribosomes to an RNA sequence known as the internal ribosome entry site (IRES). An RNA pseudoknot structure has recently been determined to be an essential structural element of the HCV IRES. Viral structural proteins include a nucleocapsid core protein (C) and two envelope glycoproteins, E1 and E2. HCV also encodes two proteinases, a zinc-dependent metalloproteinase encoded by the NS2-NS3 region and a serine proteinase encoded in the NS3 region. These proteinases are required for cleavage of specific regions of the precursor polyprotein into mature peptides. The carboxyl half of nonstructural protein 5, NS5B, contains the RNA-dependent RNA polymerase. The function of the remaining nonstructural proteins, NS4A and NS4B, and that of NS5A (the amino-terminal half of nonstructural protein 5) remain unknown.

A significant focus of current antiviral research is directed toward the development of improved methods of treatment of chronic HCV infections in humans (Di Besceglie, A. M. and Bacon, B. R., *Scientific American*, Oct.: 80-85, (1999)). Currently, there are two primary antiviral compounds, Ribavirin and interferon-alpha, which are used for the treatment of chronic HCV infections in humans.

Treatment of HCV Infection with Ribivarin

Ribavirin (1- β -D-ribofuranosyl-1-1,2,4-triazole-3-carboxamide) is a synthetic, non-interferon-inducing, broad spectrum antiviral nucleoside analog sold under the trade name, Virazole (The Merck Index, 11th edition, Editor: Budavari, S., Merck & Co., Inc., Rahway, NJ, p1304, 1989). United States Patent No. 3,798,209 and RE29,835 disclose and claim Ribavirin. Ribavirin is structurally similar to guanosine, and has in vitro activity against several DNA and RNA viruses including *Flaviviridae* (Gary L. Davis. *Gastroenterology* 118:S104-S114, 2000).

Ribavirin reduces serum amino transferase levels to normal in 40% of patients, but it does not lower serum levels of HCV-RNA (Gary L. Davis. *Gastroenterology* 118:S104-S114, 2000). Thus, Ribavirin alone is not effective in reducing viral RNA levels. Additionally, Ribavirin has significant toxicity and is known to induce anemia.

Treatment of HCV Infection with Interferon

Interferons (IFNs) are compounds that have been commercially available for the treatment of chronic hepatitis for nearly a decade. IFNs are glycoproteins produced by immune cells in response to viral infection. IFNs inhibit viral replication of many viruses, including HCV, and when used as the sole treatment for hepatitis C infection, IFN suppresses serum HCV-RNA to undetectable levels. Additionally, IFN normalizes serum amino transferase levels. Unfortunately, the effects of IFN are temporary and a sustained response occurs in only 8%-9% of patients chronically infected with HCV (Gary L. Davis. *Gastroenterology* 118:S104-S114, 2000).

A number of patents disclose HCV treatments using interferon-based therapies. For example, U.S. Patent No. 5,980,884 to Blatt *et al.* discloses methods for retreatment of patients afflicted with HCV using consensus interferon. U.S. Patent No. 5,942,223 to Bazer *et al.* discloses an anti-HCV therapy using ovine or bovine interferon-tau. U.S. Patent No. 5,928,636 to Alber *et al.* discloses the combination therapy of interleukin-12 and interferon alpha for the treatment of infectious diseases including HCV. U.S. Patent No. 5,908,621 to Glue *et al.* discloses the use of polyethylene glycol modified interferon for the treatment of HCV. U.S. Patent No. 5,849,696 to Chretien *et al.* discloses the use of thymosins, alone or in combination with interferon, for treating HCV. U.S. Patent No. 5,830,455 to Valtuena *et al.* discloses a combination HCV therapy employing interferon and a free radical scavenger. U.S. Patent No. 5,738,845 to Imakawa discloses the use of human interferon tau proteins for treating HCV. Other interferon-based treatments for HCV are disclosed in U.S. Patent No. 5,676,942 to Testa *et al.*, U.S. Patent No. 5,372,808 to Blatt *et al.*, and U.S. Patent No. 5,849,696.

Combination of Interferon and Ribavirin

The combination of IFN and Ribavirin for the treatment of HCV infection has been reported to be effective in the treatment of IFN naïve patients (Battaglia, A.M. *et al.*, *Ann. Pharmacother.* 34:487-494, 2000). Results are promising for this combination treatment both before hepatitis develops or when histological disease is present (Berenguer, M. *et al.* *Antivir. Ther.* 3(Suppl. 3):125-136, 1998). Side effects of combination therapy include

hemolysis, flu-like symptoms, anemia, and fatigue. (Gary L. Davis. *Gastroenterology* 118:S104-S114, 2000).

Additional References Disclosing Methods to Treat HCV Infections

5 A number of HCV treatments are reviewed by Bymock *et al.* in *Antiviral Chemistry & Chemotherapy*, 11:2; 79-95 (2000).

10 Several substrate-based NS3 protease inhibitors have been identified in the literature, in which the scissile amide bond of a cleaved substrate is replaced by an electrophile, which interacts with the catalytic serine. Attwood *et al.* (1998) *Antiviral peptide derivatives*, 98/22496; Attwood *et al.* (1999), *Antiviral Chemistry and Chemotherapy* 10:259-273; Attwood *et al.* (1999) *Preparation and use of amino acid derivatives as anti-viral agents*, German Patent Publication DE 19914474; Tung *et al.* (1998) *Inhibitors of serine proteases, particularly hepatitis C virus NS3 protease*, WO 98/17679. The reported inhibitors terminate in an electrophile such as a boronic acid or phosphonate. Llinas-Brunet *et al.* (1999) *Hepatitis C inhibitor peptide analogues*, WO 15 99/07734. Two classes of electrophile-based inhibitors have been described, alphaketoamides and hydrazinoureas.

20 The literature has also described a number of non-substrate-based inhibitors. For example, evaluation of the inhibitory effects of 2,4,6-trihydroxy-3-nitro-benzamide derivatives against HCV protease and other serine proteases has been reported. Sudo, K. *et al.*, (1997) *Biochemical and Biophysical Research Communications*, 238:643-647; Sudo, K. *et al.* (1998) *Antiviral Chemistry and Chemotherapy* 9:186. Using a reverse-phase HPLC assay, the two most potent compounds identified were RD3-4082 and RD3-4078, the former substituted on the amide with a 14 carbon chain and the latter processing a *para*-phenoxyphenyl group.

25 Thiazolidine derivatives have been identified as micromolar inhibitors, using a reverse-phase HPLC assay with an NS3/4A fusion protein and NS5A/5B substrate. Sudo, K. *et al.* (1996) *Antiviral Research* 32:9-18. Compound RD-1-6250, possessing a fused cinnamoyl moiety substituted with a long alkyl chain, was the most potent against the isolated enzyme. Two other active examples were RD4 6205 and RD4 6193.

Other literature reports screening of a relatively small library using an ELISA assay and the identification of three compounds as potent inhibitors, a thiazolidine and two benzanilides. Kakiuchi N. *et al.* *J. EBS Letters* 421:217-220; Takeshita N. *et al.*, *Analytical Biochemistry* 247:242-246, 1997. Several U.S. patents disclose protease inhibitors for the treatment of HCV. For example, U.S. Patent No. 6,004,933 to Spruce *et al.* discloses a class of cysteine protease inhibitors for inhibiting HCV endopeptidase 2. U.S. Patent No. 5,990,276 to Zhang *et al.* discloses synthetic inhibitors of hepatitis C virus NS3 protease. The inhibitor is a subsequence of a substrate of the NS3 protease or a substrate of the NS4A cofactor. The use of restriction enzymes to treat HCV is disclosed in U.S. Patent No. 5,538,865 to Reyes *et al.*

Isolated from the fermentation culture broth of *Streptomyces* sp., Sch 68631, a phenanthrenequinone, possessed micromolar activity against HCV protease in a SDS-PAGE and autoradiography assay. Chu M. *et al.*, *Tetrahedron Letters* 37:7229-7232, 1996. In another example by the same authors, Sch 351633, isolated from the fungus *Penicillium griseofulvum*, demonstrated micromolar activity in a scintillation proximity assay. Chu M. *et al.*, *Bioorganic and Medicinal Chemistry Letters* 9:1949-1952. Nanomolar potency against the HCV NS3 protease enzyme has been achieved by the design of selective inhibitors based on the macromolecule eglin c. Eglin c, isolated from leech, is a potent inhibitor of several serine proteases such as *S. griseus* proteases A and B, α -chymotrypsin, chymase and subtilisin. Qasim M.A. *et al.*, *Biochemistry* 36:1598-1607, 1997.

HCV helicase inhibitors have also been reported. U.S. Patent No. 5,633,358 to Diana G.D. *et al.*; PCT Publication No. WO 97/36554 of Diana G.D. *et al.*. There are a few reports of HCV polymerase inhibitors: some nucleotide analogues, gliotoxin and the natural product cerulenin. Ferrari R. *et al.*, *Journal of Virology* 73:1649-1654, 1999; Lohmann V. *et al.*, *Virology* 249:108-118, 1998.

Antisense phosphorothioate oligodeoxynucleotides complementary to sequence stretches in the 5' non-coding region of the HCV, are reported as efficient inhibitors of HCV gene expression in *in vitro* translation and HcpG2 HCV-luciferase cell culture systems. Alt M. *et al.*, *Hepatology* 22:707-717, 1995. Recent work has demonstrated that nucleotides 326-348 comprising the 3' end of the NCR and nucleotides 371-388 located in the core coding region of the HCV RNA are effective targets for antisense-mediated inhibition of viral translation. Alt M. *et al.*, *Archives of Virology* 142:589-599, 1997. U.S.

Patent No. 6,001,990 to Wands *et al.* discloses oligonucleotides for inhibiting the replication of HCV. PCT Publication No. WO 99/29350 discloses compositions and methods of treatment for hepatitis C infection comprising the administration of antisense oligonucleotides that are complementary and hybridizable to HCV-RNA. U.S. Patent No. 5,922,857 to Han *et al.* disclose nucleic acids corresponding to the sequence of the pestivirus homology box IV area for controlling the translation of HCV. Antisense oligonucleotides as therapeutic agents have been recently reviewed (Galderisi U. *et al.*, *Journal of Cellular Physiology* 181:251-257, 1999).

Other compounds have been reported as inhibitors of IRES-dependent translation in HCV. Japanese Patent Publication JP-08268890 of Ikeda N *et al.*; Japanese Patent Publication JP-10101591 of Kai, Y. *et al.* Nuclease-resistant ribozymes have been targeted at the IRES and recently reported as inhibitors in an HCV-poliovirus chimera plaque assay. Maccjak D.J. *et al.*, *Hepatology* 30 abstract 995, 1999. The use of ribozymes to treat HCV is also disclosed in U.S. Patent No. 6,043,077 to Barber *et al.*, and U.S. Patent Nos. 5,869,253 and 5,610,054 to Draper *et al.*

Other patents disclose the use of immune system potentiating compounds for the treatment of HCV. For example, U.S. Patent No. 6,001,799 to Chretien *et al.* discloses a method of treating hepatitis C in non-responders to interferon treatment by administering an immune system potentiating dose of thymosin or a thymosin fragment. U.S. Patent Nos. 5,972,347 to Eder *et al.* and 5,969,109 to Bona *et al.* disclose antibody-based treatments for treating HCV.

U.S. Patent No. 6,034,134 to Gold *et al.* discloses certain NMDA receptor agonists having immunodulatory, antimalarial, anti-Borna virus and anti-Hepatitis C activities. The disclosed NMDA receptor agonists belong to a family of 1-amino-alkylcyclohexanes. U.S. Patent No. 6,030,960 to Morris-Natschke *et al.* discloses the use of certain alkyl lipids to inhibit the production of hepatitis-induced antigens, including those produced by the HCV virus. U.S. Patent No. 5,922,757 to Chojkier *et al.* discloses the use of vitamin E and other antioxidants to treat hepatic disorders including HCV. U.S. Patent No. 5,858,389 to Elsherbi *et al.* discloses the use of squalene for treating hepatitis C. U.S. Patent No. 5,849,800 to Smith *et al.* discloses the use of amantadine for treatment of Hepatitis C. U.S. Patent No. 5,846,964 to Ozeki *et al.* discloses the use of bile acids for treating HCV. U.S.

Patent No. 5,491,135 to Blough *et al.* discloses the use of N-(phosphonoacetyl)-L-aspartic acid to treat flaviviruses such as HCV.

Other compounds proposed for treating HCV include plant extracts (U.S. Patent No. 5,837,257 to Tsai *et al.*, U.S. Patent No. 5,725,859 to Omer *et al.*, and U.S. Patent No. 6,056,961), piperidenes (U.S. Patent No. 5,830,905 to Diana *et al.*), benzenedicarboxamides (U.S. Patent No. 5,633,388 to Diana *et al.*), polyadenylic acid derivatives (U.S. Patent No. 5,496,546 to Wang *et al.*), 2',3'-dideoxyinosine (U.S. Patent No. 5,026,687 to Yarchoan *et al.*), benzimidazoles (U.S. Patent No. 5,891,874 to Colacino *et al.*).

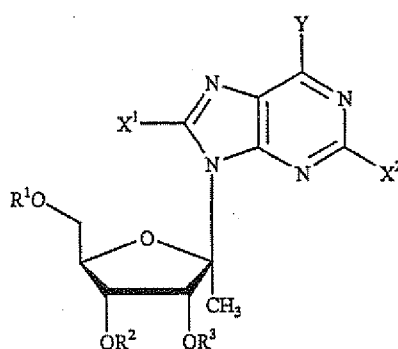
In light of the fact that the hepatitis C virus has reached epidemic levels worldwide, and has tragic effects on the infected patient, there remains a strong need to provide new effective pharmaceutical agents to treat hepatitis C that has low toxicity to the host.

Therefore, it is an object of the present invention to provide a compound, method and composition for the treatment of a host infected with hepatitis C virus.

SUMMARY OF THE INVENTION

Compounds, methods and compositions for the treatment of hepatitis C infection are described that include an effective hepatitis C treatment amount of a β -D- or β -L-nucleoside of the Formulas (I) – (XVIII), or a pharmaceutically acceptable salt or prodrug thereof.

In a first principal embodiment, a compound of Formula I, or a pharmaceutically acceptable salt or prodrug thereof, is provided:



(I)

wherein:

R¹, R² and R³ are independently H, phosphate (including mono-, di- or triphosphate and a stabilized phosphate prodrug); acyl (including lower acyl); alkyl (including lower alkyl);

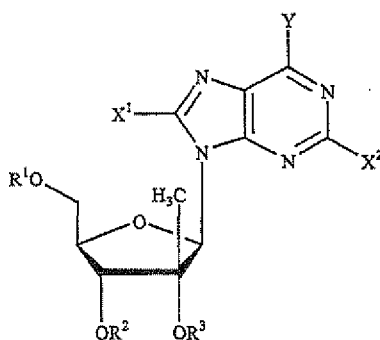
sulfonate ester including alkyl or arylalkyl sulfonyl including methanesulfonyl and benzyl, wherein the phenyl group is optionally substituted with one or more substituents as described in the definition of aryl given herein; a lipid, including a phospholipid; an amino acid; a carbohydrate; a peptide; a cholesterol; or other pharmaceutically acceptable leaving group which when administered *in vivo* is capable of providing a compound wherein R¹, R² or R³ is independently H or phosphate;

Y is hydrogen, bromo, chloro, fluoro, iodo, OR⁴, NR⁴R⁵ or SR⁴;

X¹ and X² are independently selected from the group consisting of H, straight chained, branched or cyclic alkyl, CO-alkyl, CO-aryl, CO-alkoxyalkyl, chloro, bromo, fluoro, iodo, OR⁴, NR⁴R⁵ or SR⁵; and

R⁴ and R⁵ are independently hydrogen, acyl (including lower acyl), or alkyl (including but not limited to methyl, ethyl, propyl and cyclopropyl).

In a second principal embodiment, a compound of Formula II, or a pharmaceutically acceptable salt or prodrug thereof, is provided:



(II)

wherein:

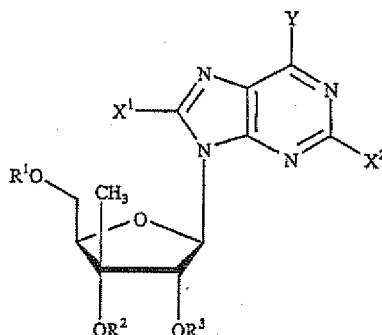
R¹, R² and R³ are independently H; phosphate (including monophosphate, diphosphate, triphosphate, or a stabilized phosphate prodrug); acyl (including lower acyl); alkyl (including lower alkyl); sulfonate ester including alkyl or arylalkyl sulfonyl including methanesulfonyl and benzyl, wherein the phenyl group is optionally substituted with one or more substituents as described in the definition of aryl given herein; a lipid, including a phospholipid; an amino acid; a carbohydrate; a peptide; a cholesterol; or other pharmaceutically acceptable leaving group which when administered *in vivo* is capable of providing a compound wherein R¹, R² or R³ is independently H or phosphate; and

Y is hydrogen, bromo, chloro, fluoro, iodo, OR⁴, NR⁴R⁵ or SR⁴;

X^1 and X^2 are independently selected from the group consisting of H, straight chained, branched or cyclic alkyl, CO-alkyl, CO-aryl, CO-alkoxyalkyl, chloro, bromo, fluoro, iodo, OR^4 , NR^4NR^5 or SR^5 ; and

R^4 and R^5 are independently hydrogen, acyl (including lower acyl), or alkyl (including but not limited to methyl, ethyl, propyl and cyclopropyl).

In a third principal embodiment, a compound of Formula III, or a pharmaceutically acceptable salt or prodrug thereof, is provided:



(III)

wherein:

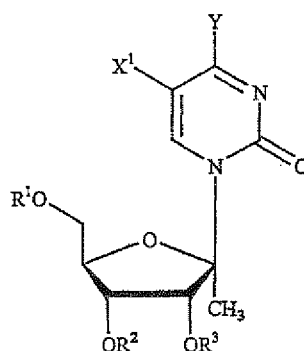
R^1 , R^2 and R^3 are independently H; phosphate (including monophosphate, diphosphate, triphosphate, or a stabilized phosphate prodrug); acyl (including lower acyl); alkyl (including lower alkyl); sulfonate ester including alkyl or arylalkyl sulfonyl including methanesulfonyl and benzyl, wherein the phenyl group is optionally substituted with one or more substituents as described in the definition of aryl given herein; a lipid, including a phospholipid; an amino acid; a carbohydrate; a peptide; a cholesterol; or other pharmaceutically acceptable leaving group which when administered *in vivo* is capable of providing a compound wherein R^1 , R^2 or R^3 is independently H or phosphate; and

Y is hydrogen, bromo, chloro, fluoro, iodo, OR^4 , NR^4R^5 or SR^4 ;

X^1 and X^2 are independently selected from the group consisting of H, straight chained, branched or cyclic alkyl, CO-alkyl, CO-aryl, CO-alkoxyalkyl, chloro, bromo, fluoro, iodo, OR^4 , NR^4NR^5 or SR^5 ; and

R^4 and R^5 are independently hydrogen, acyl (including lower acyl), or alkyl (including but not limited to methyl, ethyl, propyl and cyclopropyl).

In a fourth principal embodiment, a compound of Formula IV, or a pharmaceutically acceptable salt or prodrug thereof, is provided:



(IV)

wherein:

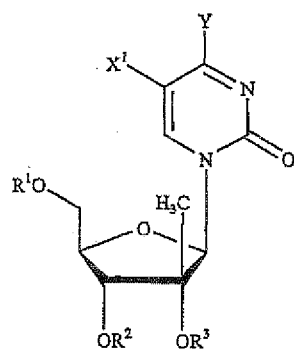
R¹, R² and R³ are independently H, phosphate (including mono-, di- or triphosphate and a stabilized phosphate prodrug); acyl (including lower acyl); alkyl (including lower alkyl); sulfonate ester including alkyl or arylalkyl sulfonyl including methanesulfonyl and benzyl, wherein the phenyl group is optionally substituted with one or more substituents as described in the definition of aryl given herein; a lipid, including a phospholipid; an amino acid; a carbohydrate; a peptide; a cholesterol; or other pharmaceutically acceptable leaving group which when administered *in vivo* is capable of providing a compound wherein R¹, R² or R³ is independently H or phosphate;

Y is hydrogen, bromo, chloro, fluoro, iodo, OR⁴, NR⁴R⁵ or SR⁴;

X¹ is selected from the group consisting of H, straight chained, branched or cyclic alkyl, CO-alkyl, CO-aryl, CO-alkoxyalkyl, chloro, bromo, fluoro, iodo, OR⁴, NR⁴NR⁵ or SR⁵; and

R⁴ and R⁵ are independently hydrogen, acyl (including lower acyl), or alkyl (including but not limited to methyl, ethyl, propyl and cyclopropyl).

In a fifth principal embodiment, a compound of Formula V, or a pharmaceutically acceptable salt or prodrug thereof, is provided:



(V)

wherein:

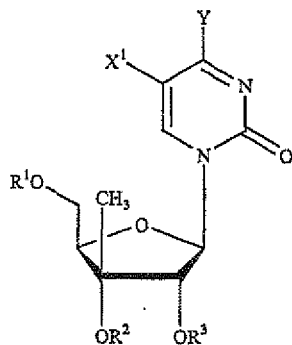
R^1 , R^2 and R^3 are independently H; phosphate (including monophosphate, diphosphate, triphosphate, or a stabilized phosphate prodrug); acyl (including lower acyl); alkyl (including lower alkyl); sulfonate ester including alkyl or arylalkyl sulfonyl including methanesulfonyl and benzyl, wherein the phenyl group is optionally substituted with one or more substituents as described in the definition of aryl given herein; a lipid, including a phospholipid; an amino acid; a carbohydrate; a peptide; a cholesterol; or other pharmaceutically acceptable leaving group which when administered *in vivo* is capable of providing a compound wherein R^1 , R^2 or R^3 is independently H or phosphate; and

Y is hydrogen, bromo, chloro, fluoro, iodo, OR^4 , NR^4R^5 or SR^4 ;

X^1 is selected from the group consisting of H, straight chained, branched or cyclic alkyl, CO-alkyl, CO-aryl, CO-alkoxyalkyl, chloro, bromo, fluoro, iodo, OR^4 , NR^4R^5 or SR^5 ; and

R^4 and R^5 are independently hydrogen, acyl (including lower acyl), or alkyl (including but not limited to methyl, ethyl, propyl and cyclopropyl).

In a sixth principal embodiment, a compound of Formula VI, or a pharmaceutically acceptable salt or prodrug thereof, is provided:



(VI)

wherein:

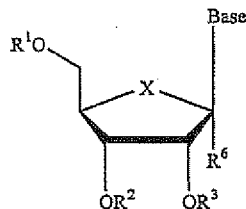
R^1 , R^2 and R^3 are independently H; phosphate (including monophosphate, diphosphate, triphosphate, or a stabilized phosphate prodrug); acyl (including lower acyl); alkyl (including lower alkyl); sulfonate ester including alkyl or arylalkyl sulfonyl including methanesulfonyl and benzyl, wherein the phenyl group is optionally substituted with one or more substituents as described in the definition of aryl given herein; a lipid, including a phospholipid; an amino acid; a carbohydrate; a peptide; a cholesterol; or other pharmaceutically acceptable leaving group which when administered *in vivo* is capable of providing a compound wherein R^1 , R^2 or R^3 is independently H or phosphate; and

Y is hydrogen, bromo, chloro, fluoro, iodo, OR^4 , NR^4R^5 or SR^4 ;

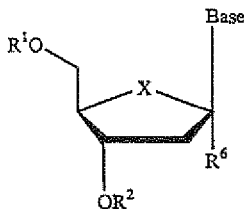
X^1 is selected from the group consisting of H, straight chained, branched or cyclic alkyl, CO-alkyl, CO-aryl, CO-alkoxyalkyl, chloro, bromo, fluoro, iodo, OR^4 , NR^4R^5 or SR^5 ; and

R^4 and R^5 are independently hydrogen, acyl (including lower acyl), or alkyl (including but not limited to methyl, ethyl, propyl and cyclopropyl).

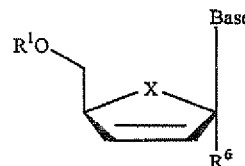
In a seventh principal embodiment, a compound selected from Formulas VII, VIII and IX, or a pharmaceutically acceptable salt or prodrug thereof, is provided:



(VII)



(VIII)



(IX)

wherein:

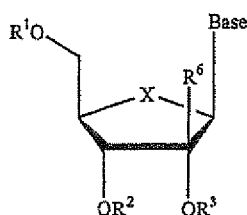
Base is a purine or pyrimidine base as defined herein;

R^1 , R^2 and R^3 are independently H; phosphate (including monophosphate, diphosphate, triphosphate, or a stabilized phosphate prodrug); acyl (including lower acyl); alkyl (including lower alkyl); sulfonate ester including alkyl or arylalkyl sulfonyl including methanesulfonyl and benzyl, wherein the phenyl group is optionally substituted with one or more substituents as described in the definition of aryl given herein; a lipid, including a phospholipid; an amino acid; a carbohydrate; a peptide; a cholesterol; or other pharmaceutically acceptable leaving group which when administered *in vivo* is capable of providing a compound wherein R^1 , R^2 or R^3 is independently H or phosphate;

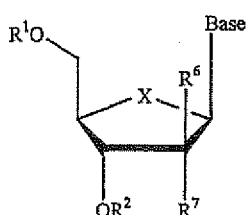
R⁶ is hydrogen, hydroxy, alkyl (including lower alkyl), azido, cyano, alkenyl, alkynyl, Br-vinyl, 2-Br-ethyl, -C(O)O(alkyl), -C(O)O(lower alkyl), -O(acyl), -O(lower acyl), -O(alkyl), -O(lower alkyl), -O(alkenyl), CF₃, chloro, bromo, fluoro, iodo, NO₂, NH₂, -NH(lower alkyl), -NH(acyl), -N(lower alkyl)₂, -N(acyl)₂; and

5 X is O, S, SO₂ or CH₂.

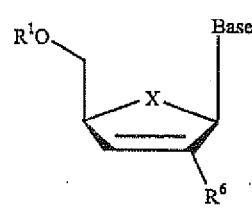
In a eighth principal embodiment, a compound of Formulas X, XI and XII, or a pharmaceutically acceptable salt or prodrug thereof, is provided:



(X)



(XI)



(XII)

10 wherein:

Base is a purine or pyrimidine base as defined herein;

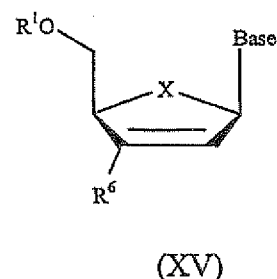
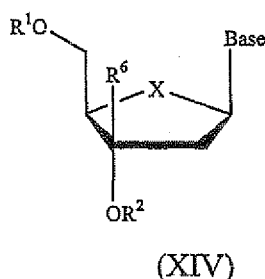
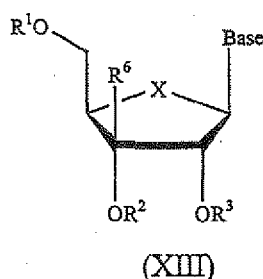
R¹, R² and R³ are independently H; phosphate (including monophosphate, diphosphate, triphosphate, or a stabilized phosphate prodrug); acyl (including lower acyl); alkyl (including lower alkyl); sulfonate ester including alkyl or arylalkyl sulfonyl including methanesulfonyl and benzyl, wherein the phenyl group is optionally substituted with one or more substituents as described in the definition of aryl given herein; a lipid, including a phospholipid; an amino acid; a carbohydrate; a peptide; a cholesterol; or other pharmaceutically acceptable leaving group which when administered *in vivo* is capable of providing a compound wherein R¹, R² or R³ is independently H or phosphate;

20 R⁶ is hydrogen, hydroxy, alkyl (including lower alkyl), azido, cyano, alkenyl, alkynyl, Br-vinyl, -C(O)O(alkyl), -C(O)O(lower alkyl), -O(acyl), -O(lower acyl), -O(alkyl), -O(lower alkyl), -O(alkenyl), chloro, bromo, fluoro, iodo, NO₂, NH₂, -NH(lower alkyl), -NH(acyl), -N(lower alkyl)₂, -N(acyl)₂;

25 R⁷ is hydrogen, OR³, hydroxy, alkyl (including lower alkyl), azido, cyano, alkenyl, alkynyl, Br-vinyl, -C(O)O(alkyl), -C(O)O(lower alkyl), -O(acyl), -O(lower acyl), -O(alkyl), -O(lower alkyl), -O(alkenyl), chlorine, bromine, iodine, NO₂, NH₂, -NH(lower alkyl), -NH(acyl), -N(lower alkyl)₂, -N(acyl)₂; and

X is O, S, SO₂ or CH₂.

In a ninth principal embodiment a compound selected from Formulas XIII, XIV and XV, or a pharmaceutically acceptable salt or prodrug thereof, is provided:



wherein:

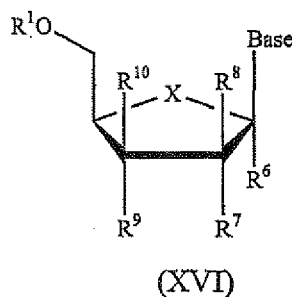
Base is a purine or pyrimidine base as defined herein;

R¹, R² and R³ are independently H; phosphate (including monophosphate, diphosphate, triphosphate, or a stabilized phosphate prodrug); acyl (including lower acyl); alkyl (including lower alkyl); sulfonate ester including alkyl or arylalkyl sulfonyl including methanesulfonyl and benzyl, wherein the phenyl group is optionally substituted with one or more substituents as described in the definition of aryl given herein; a lipid, including a phospholipid; an amino acid; a carbohydrate; a peptide; a cholesterol; or other pharmaceutically acceptable leaving group which when administered *in vivo* is capable of providing a compound wherein R¹, R² or R³ is independently H or phosphate;

R⁶ is hydrogen, hydroxy, alkyl (including lower alkyl), azido, cyano, alkenyl, alkynyl, Br-vinyl, -C(O)O(alkyl), -C(O)O(lower alkyl), -O(acyl), -O(lower acyl), -O(alkyl), -O(lower alkyl), -O(alkenyl), chloro, bromo, fluoro, iodo, NO₂, NH₂, -NH(lower alkyl), -NH(acyl), -N(lower alkyl)₂, -N(acyl)₂; and

X is O, S, SO₂ or CH₂.

In a tenth principal embodiment the invention provides a compound of Formula XVI, or a pharmaceutically acceptable salt or prodrug thereof:



wherein:

Base is a purine or pyrimidine base as defined herein;

R^1 and R^2 are independently H; phosphate (including monophosphate, diphosphate, triphosphate, or a stabilized phosphate prodrug); acyl (including lower acyl); alkyl (including lower alkyl); sulfonate ester including alkyl or arylalkyl sulfonyl including methanesulfonyl and benzyl, wherein the phenyl group is optionally substituted with one or more substituents as described in the definition of aryl given herein; a lipid, including a phospholipid; an amino acid; a carbohydrate; a peptide; a cholesterol; or other pharmaceutically acceptable leaving group which when administered *in vivo* is capable of providing a compound wherein R^1 or R^2 is independently H or phosphate;

R^6 is hydrogen, hydroxy, alkyl (including lower alkyl), azido, cyano, alkenyl, alkynyl, Br-vinyl, $-C(O)O(alkyl)$, $-C(O)O(lower\ alkyl)$, $-O(acyl)$, $-O(lower\ acyl)$, $-O(alkyl)$, $-O(lower\ alkyl)$, $-O(alkenyl)$, chloro, bromo, fluoro, iodo, NO_2 , NH_2 , $-NH(lower\ alkyl)$, $-NH(acyl)$, $-N(lower\ alkyl)_2$, $-N(acyl)_2$;

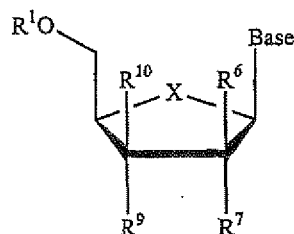
R^7 and R^9 are independently hydrogen, OR^2 , hydroxy, alkyl (including lower alkyl), azido, cyano, alkenyl, alkynyl, Br-vinyl, $-C(O)O(alkyl)$, $-C(O)O(lower\ alkyl)$, $-O(acyl)$, $-O(lower\ acyl)$, $-O(alkyl)$, $-O(lower\ alkyl)$, $-O(alkenyl)$, chlorine, bromine, iodine, NO_2 , NH_2 , $-NH(lower\ alkyl)$, $-NH(acyl)$, $-N(lower\ alkyl)_2$, $-N(acyl)_2$;

R^8 and R^{10} are independently H, alkyl (including lower alkyl), chlorine, bromine or iodine;

alternatively, R^7 and R^9 , R^7 and R^{10} , R^8 and R^9 , or R^8 and R^{10} can come together to form a pi bond; and

X is O, S, SO_2 or CH_2 .

In a eleventh principal embodiment the invention provides a compound of Formula XVII, or a pharmaceutically acceptable salt or prodrug thereof:



(XVII)

wherein:

Base is a purine or pyrimidine base as defined herein;

R^1 and R^2 are independently H; phosphate (including monophosphate, diphosphate, triphosphate, or a stabilized phosphate prodrug); acyl (including lower acyl); alkyl (including lower alkyl); sulfonate ester including alkyl or arylalkyl sulfonyl including methanesulfonyl and benzyl, wherein the phenyl group is optionally substituted with one or more substituents as described in the definition of aryl given herein; a lipid, including a phospholipid; an amino acid; a carbohydrate; a peptide; a cholesterol; or other pharmaceutically acceptable leaving group which when administered *in vivo* is capable of providing a compound wherein R^1 or R^2 is independently H or phosphate;

R^6 is hydrogen, hydroxy, alkyl (including lower alkyl), azido, cyano, alkenyl, alkynyl, Br-vinyl, $-C(O)O(alkyl)$, $-C(O)O(lower\ alkyl)$, $-O(acyl)$, $-O(lower\ acyl)$, $-O(alkyl)$, $-O(lower\ alkyl)$, $-O(alkenyl)$, chloro, bromo, fluoro, iodo, NO_2 , NH_2 , $-NH(lower\ alkyl)$, $-NH(acyl)$, $-N(lower\ alkyl)_2$, $-N(acyl)_2$;

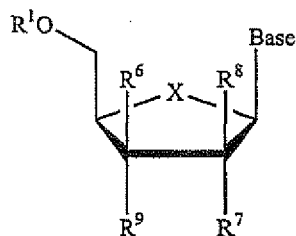
R^7 and R^9 are independently hydrogen, OR^2 , hydroxy, alkyl (including lower alkyl), azido, cyano, alkenyl, alkynyl, Br-vinyl, $-C(O)O(alkyl)$, $-C(O)O(lower\ alkyl)$, $-O(acyl)$, $-O(lower\ acyl)$, $-O(alkyl)$, $-O(lower\ alkyl)$, $-O(alkenyl)$, chlorine, bromine, iodine, NO_2 , NH_2 , $-NH(lower\ alkyl)$, $-NH(acyl)$, $-N(lower\ alkyl)_2$, $-N(acyl)_2$;

R^{10} is H, alkyl (including lower alkyl), chlorine, bromine or iodine;

alternatively, R^7 and R^9 , or R^7 and R^{10} can come together to form a pi bond; and

X is O, S, SO_2 or CH_2 .

In an twelfth principal embodiment, the invention provides a compound of Formula XVIII, or a pharmaceutically acceptable salt or prodrug thereof:



(XVIII)

wherein:

Base is a purine or pyrimidine base as defined herein;

5 R^1 and R^2 independently H; phosphate (including monophosphate, diphosphate, triphosphate, or a stabilized phosphate prodrug); acyl (including lower acyl); alkyl (including lower alkyl); sulfonate ester including alkyl or arylalkyl sulfonyl including methanesulfonyl and benzyl, wherein the phenyl group is optionally substituted with one or more substituents as described in the definition of aryl given herein; a lipid, including a phospholipid; an amino acid; a carbohydrate; a peptide; a cholesterol; or other pharmaceutically acceptable leaving group which when administered *in vivo* is capable of
10 providing a compound wherein R^1 or R^2 is independently H or phosphate;

R^6 is hydrogen, hydroxy, alkyl (including lower alkyl), azido, cyano, alkenyl, alkynyl, Br-vinyl, $-C(O)O(alkyl)$, $-C(O)O(lower\ alkyl)$, $-O(acyl)$, $-O(lower\ acyl)$, $-O(alkyl)$, $-O(lower\ alkyl)$, $-O(alkenyl)$, chloro, bromo, fluoro, iodo, NO_2 , NH_2 , $-NH(lower\ alkyl)$, $-NH(acyl)$, $-N(lower\ alkyl)_2$, $-N(acyl)_2$;

15 R^7 and R^9 are independently hydrogen, OR^2 , alkyl (including lower alkyl), alkenyl, alkynyl, Br-vinyl, O-alkenyl, chlorine, bromine, iodine, NO_2 , amino, loweralkylamino or di(lower-alkyl)amino;

R^8 is H, alkyl (including lower alkyl), chlorine, bromine or iodine;

alternatively, R^7 and R^9 , or R^8 and R^9 can come together to form a pi bond;

20 X is O, S, SO_2 or CH_2 .

The β -D- and β -L-nucleosides of this invention may inhibit HCV polymerase activity. Nucleosides can be screened for their ability to inhibit HCV polymerase activity *in vitro* according to screening methods set forth more particularly herein. One can readily
25 determine the spectrum of activity by evaluating the compound in the assays described herein or with another confirmatory assay.

In one embodiment the efficacy of the anti-HCV compound is measured according to the concentration of compound necessary to reduce the plaque number of the virus *in vitro*, according to methods set forth more particularly herein, by 50% (i.e. the compound's

EC₅₀). In preferred embodiments the compound exhibits an EC₅₀ of less than 25, 15, 10, 5, or 1 micromolar.

In another embodiment, the active compound can be administered in combination or alternation with another anti-HCV agent. In combination therapy, an effective dosage of two or more agents are administered together, whereas during alternation therapy an effective dosage of each agent is administered serially. The dosages will depend on absorption, inactivation, and excretion rates of the drug as well as other factors known to those of skill in the art. It is to be noted that dosage values will also vary with the severity of the condition to be alleviated. It is to be further understood that for any particular subject, specific dosage regimens and schedules should be adjusted over time according to the individual need and the professional judgment of the person administering or supervising the administration of the compositions.

Nonlimiting examples of antiviral agents that can be used in combination with the compounds disclosed herein include:

(1) an interferon and/or ribavirin (Battaglia, A.M. *et al.*, Ann. Pharmacother. 34:487-494, 2000); Berenguer, M. *et al.* Antivir. Ther. 3(Suppl. 3):125-136, 1998);

(2) Substrate-based NS3 protease inhibitors (Attwood *et al.*, *Antiviral peptide derivatives*, PCT WO 98/22496, 1998; Attwood *et al.*, *Antiviral Chemistry and Chemotherapy* 10:259-273, 1999; Attwood *et al.*, *Preparation and use of amino acid derivatives as anti-viral agents*, German Patent Publication DE 19914474; Tung *et al.* *Inhibitors of serine proteases, particularly hepatitis C virus NS3 protease*, PCT WO 98/17679), including alphaketoamides and hydrazinoureas, and inhibitors that terminate in an electrophile such as a boronic acid or phosphonate. Llinas-Brunet *et al.*, *Hepatitis C inhibitor peptide analogues*, PCT WO 99/07734.

(3) Non-substrate-based inhibitors such as 2,4,6-trihydroxy-3-nitro-benzamide derivatives (Sudo K. *et al.*, *Biochemical and Biophysical Research Communications*, 238:643-647, 1997; Sudo K. *et al.* *Antiviral Chemistry and Chemotherapy* 9:186, 1998), including RD3-4082 and RD3-4078, the former substituted on the amide with a 14 carbon chain and the latter processing a *para*-phenoxyphenyl group;

(4) Thiazolidine derivatives which show relevant inhibition in a reverse-phase HPLC assay with an NS3/4A fusion protein and NS5A/5B substrate (Sudo K. *et al.*,

Antiviral Research 32:9-18, 1996), especially compound RD-1-6250, possessing a fused cinnamoyl moiety substituted with a long alkyl chain, RD4 6205 and RD4 6193;

(5) Thiazolidines and benzanilides identified in Kakiuchi N. *et al. J. EBS Letters* 421:217-220; Takeshita N. *et al. Analytical Biochemistry* 247:242-246, 1997;

5 (6) A phenanthrenequinone possessing activity against HCV protease in a SDS-PAGE and autoradiography assay isolated from the fermentation culture broth of *Streptomyces* sp., Sch 68631 (Chu M. *et al., Tetrahedron Letters* 37:7229-7232, 1996), and Sch 351633, isolated from the fungus *Penicillium griseofulvum*, which demonstrates activity in a scintillation proximity assay (Chu M. *et al., Bioorganic and Medicinal*
10 *Chemistry Letters* 9:1949-1952);

(7) Selective NS3 inhibitors based on the macromolecule elgin c, isolated from leech (Qasim M.A. *et al., Biochemistry* 36:1598-1607, 1997);

(8) HCV helicase inhibitors (Diana G.D. *et al., Compounds, compositions and methods for treatment of hepatitis C*, U.S. Patent No. 5,633,358; Diana G.D. *et al., Piperidine derivatives, pharmaceutical compositions thereof and their use in the treatment*
15 *of hepatitis C*, PCT WO 97/36554);

(9) HCV polymerase inhibitors such as nucleotide analogues, gliotoxin (Ferrari R. *et al. Journal of Virology* 73:1649-1654, 1999), and the natural product cerulenin (Lohmann V. *et al., Virology* 249:108-118, 1998);

20 (10) Antisense phosphorothioate oligodeoxynucleotides (S-ODN) complementary to sequence stretches in the 5' non-coding region (NCR) of the HCV (Alt M. *et al., Hepatology* 22:707-717, 1995), or nucleotides 326-348 comprising the 3' end of the NCR and nucleotides 371-388 located in the core coding region of the HCV RNA (Alt M. *et al., Archives of Virology* 142:589-599, 1997; Galderisi U. *et al., Journal of Cellular Physiology*
25 181:251-257, 1999);

(11) Inhibitors of IRES-dependent translation (Ikeda N *et al., Agent for the prevention and treatment of hepatitis C*, Japanese Patent Publication JP-08268890; Kai Y. *et al. Prevention and treatment of viral diseases*, Japanese Patent Publication JP-10101591);

(12) Nuclease-resistant ribozymes (Maccjak D.J. *et al.*, *Hepatology* 30 abstract 995, 1999); and

(13) Other miscellaneous compounds including 1-amino-alkylcyclohexanes (U.S. Patent No. 6,034,134 to Gold *et al.*), alkyl lipids (U.S. Patent No. 5,922,757 to Chojkier *et al.*), vitamin E and other antioxidants (U.S. Patent No. 5,922,757 to Chojkier *et al.*), squalene, amantadine, bile acids (U.S. Patent No. 5,846,964 to Ozeki *et al.*), N-(phosphonoacetyl)-L-aspartic acid, (U.S. Patent No. 5,830,905 to Diana *et al.*), benzenedicarboxamides (U.S. Patent No. 5,633,388 to Diana *et al.*), polyadenylic acid derivatives (U.S. Patent No. 5,496,546 to Wang *et al.*), 2',3'-dideoxyinosine (U.S. Patent No. 5,026,687 to Yarchoan *et al.*), and benzimidazoles (U.S. Patent No. 5,891,874 to Colacino *et al.*).

BRIEF DESCRIPTION OF THE FIGURES

Figure 1 provides the structure of various non-limiting examples of nucleosides of the present invention, as well as other known nucleosides, FIAU and Ribavirin, which are used as comparative examples in the text.

Figure 2 is a line graph of the pharmacokinetics (plasma concentrations) of β -D-2'-CH₃-riboG administered to six Cynomolgus Monkeys over time after administration.

Figure 3a and 3b are line graphs of the pharmacokinetics (plasma concentrations) of β -D-2'-CH₃-riboG administered to Cynomolgus Monkeys either intravenously (3a) or orally (3b) over time after administration.

DETAILED DESCRIPTION OF THE INVENTION

The invention as disclosed herein is a compound, method and composition for the treatment of hepatitis C in humans or other host animals, that includes administering an effective HCV treatment amount of a β -D- or β -L-nucleoside as described herein or a pharmaceutically acceptable salt or prodrug thereof, optionally in a pharmaceutically acceptable carrier. The compounds of this invention either possess antiviral (i.e., anti-HCV) activity, or are metabolized to a compound that exhibits such activity.

In summary, the present invention includes the following features:

(a) β -D- and β -L-nucleosides, as described herein, and pharmaceutically acceptable salts and prodrugs thereof;

5 (b) β -D- and β -L-nucleosides as described herein, and pharmaceutically acceptable salts and prodrugs thereof for use in the treatment or prophylaxis of an HCV infection, especially in individuals diagnosed as having an HCV infection or being at risk for becoming infected by HCV;

10 (c) use of these β -D- and β -L-nucleosides, and pharmaceutically acceptable salts and prodrugs thereof in the manufacture of a medicament for treatment of an HCV infection;

(d) pharmaceutical formulations comprising the β -D- or β -L-nucleosides or pharmaceutically acceptable salts or prodrugs thereof together with a pharmaceutically acceptable carrier or diluent;

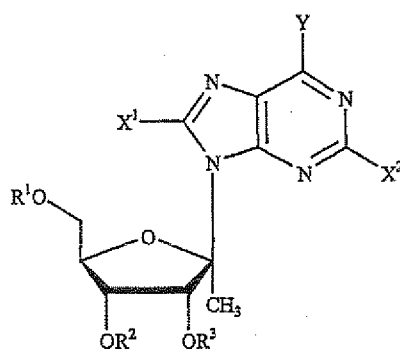
15 (e) β -D- and β -L-nucleosides as described herein substantially in the absence of enantiomers of the described nucleoside, or substantially isolated from other chemical entities;

(f) processes for the preparation of β -D- and β -L-nucleosides, as described in more detail below; and

20 (g) processes for the preparation of β -D- and β -L-nucleosides substantially in the absence of enantiomers of the described nucleoside, or substantially isolated from other chemical entities.

I. Active Compound, and Physiologically Acceptable Salts and Prodrugs Thereof

In a first principal embodiment, a compound of Formula I, or a pharmaceutically acceptable salt or prodrug thereof, is provided:



(I)

wherein:

R¹, R² and R³ are independently H, phosphate (including mono-, di- or triphosphate and a stabilized phosphate prodrug); acyl (including lower acyl); alkyl (including lower alkyl); sulfonate ester including alkyl or arylalkyl sulfonyl including methanesulfonyl and benzyl, wherein the phenyl group is optionally substituted with one or more substituents as described in the definition of aryl given herein; a lipid, including a phospholipid; an amino acid; a carbohydrate; a peptide; a cholesterol; or other pharmaceutically acceptable leaving group which when administered *in vivo* is capable of providing a compound wherein R¹, R² or R³ is independently H or phosphate;

Y is hydrogen, bromo, chloro, fluoro, iodo, OR⁴, NR⁴R⁵ or SR⁴;

X¹ and X² are independently selected from the group consisting of H, straight chained, branched or cyclic alkyl, CO-alkyl, CO-aryl, CO-alkoxyalkyl, chloro, bromo, fluoro, iodo, OR⁴, NR⁴NR⁵ or SR⁵; and

R⁴ and R⁵ are independently hydrogen, acyl (including lower acyl), or alkyl (including but not limited to methyl, ethyl, propyl and cyclopropyl).

In a preferred subembodiment, a compound of Formula I, or a pharmaceutically acceptable salt or prodrug thereof, is provided wherein:

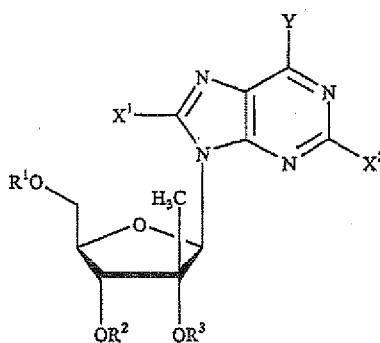
R¹, R² and R³ are independently H or phosphate (preferably H);

X¹ is H;

X² is H or NH₂; and

Y is hydrogen, bromo, chloro, fluoro, iodo, NH₂ or OH.

In a second principal embodiment, a compound of Formula II, or a pharmaceutically acceptable salt or prodrug thereof, is provided:



(II)

wherein:

R^1 , R^2 and R^3 are independently H; phosphate (including monophosphate, diphosphate, triphosphate, or a stabilized phosphate prodrug); acyl (including lower acyl); alkyl (including lower alkyl); sulfonate ester including alkyl or arylalkyl sulfonyl including methanesulfonyl and benzyl, wherein the phenyl group is optionally substituted with one or more substituents as described in the definition of aryl given herein; a lipid, including a phospholipid; an amino acid; a carbohydrate; a peptide; a cholesterol; or other pharmaceutically acceptable leaving group which when administered *in vivo* is capable of providing a compound wherein R^1 , R^2 or R^3 is independently H or phosphate; and

Y is hydrogen, bromo, chloro, fluoro, iodo, OR^4 , NR^4R^5 or SR^4 ;

X^1 and X^2 are independently selected from the group consisting of H, straight chained, branched or cyclic alkyl, CO-alkyl, CO-aryl, CO-alkoxyalkyl, chloro, bromo, fluoro, iodo, OR^4 , NR^4R^5 or SR^5 ; and

R^4 and R^5 are independently hydrogen, acyl (including lower acyl), or alkyl (including but not limited to methyl, ethyl, propyl and cyclopropyl).

In a preferred subembodiment, a compound of Formula II, or a pharmaceutically acceptable salt or prodrug thereof, is provided wherein:

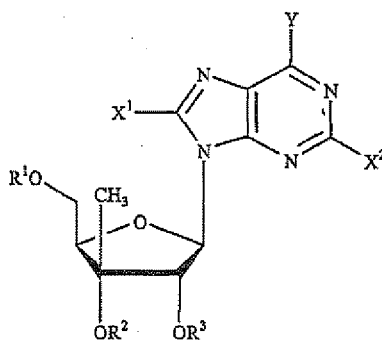
R^1 , R^2 and R^3 are independently H or phosphate (preferably H);

X^1 is H;

X^2 is H or NH_2 ; and

Y is hydrogen, bromo, chloro, fluoro, iodo, NH₂ or OH.

In a third principal embodiment, a compound of Formula III, or a pharmaceutically acceptable salt or prodrug thereof, is provided:



(III)

wherein:

R¹, R² and R³ are independently H; phosphate (including monophosphate, diphosphate, triphosphate, or a stabilized phosphate prodrug); acyl (including lower acyl); alkyl (including lower alkyl); sulfonate ester including alkyl or arylalkyl sulfonyl including methanesulfonyl and benzyl, wherein the phenyl group is optionally substituted with one or more substituents as described in the definition of aryl given herein; a lipid, including a phospholipid; an amino acid; a carbohydrate; a peptide; a cholesterol; or other pharmaceutically acceptable leaving group which when administered *in vivo* is capable of providing a compound wherein R¹, R² or R³ is independently H or phosphate; and

Y is hydrogen, bromo, chloro, fluoro, iodo, OR⁴, NR⁴R⁵ or SR⁴;

X¹ and X² are independently selected from the group consisting of H, straight chained, branched or cyclic alkyl, CO-alkyl, CO-aryl, CO-alkoxyalkyl, chloro, bromo, fluoro, iodo, OR⁴, NR⁴NR⁵ or SR⁵; and

R⁴ and R⁵ are independently hydrogen, acyl (including lower acyl), or alkyl (including but not limited to methyl, ethyl, propyl and cyclopropyl).

In a preferred subembodiment, a compound of Formula III, or a pharmaceutically acceptable salt or prodrug thereof, is provided wherein:

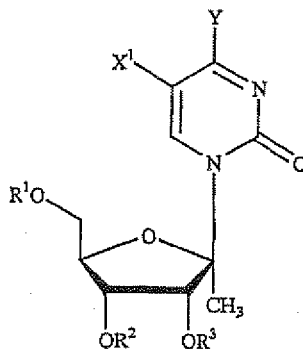
R¹, R² and R³ are independently H or phosphate (preferably H);

X¹ is H;

X^2 is H or NH_2 ; and

Y is hydrogen, bromo, chloro, fluoro, iodo, NH_2 or OH.

In a fourth principal embodiment, a compound of Formula IV, or a pharmaceutically acceptable salt or prodrug thereof, is provided:



(IV)

wherein:

R^1 , R^2 and R^3 are independently H, phosphate (including mono-, di- or triphosphate and a stabilized phosphate prodrug); acyl (including lower acyl); alkyl (including lower alkyl); sulfonate ester including alkyl or arylalkyl sulfonyl including methanesulfonyl and benzyl, wherein the phenyl group is optionally substituted with one or more substituents as described in the definition of aryl given herein; a lipid, including a phospholipid; an amino acid; a carbohydrate; a peptide; a cholesterol; or other pharmaceutically acceptable leaving group which when administered *in vivo* is capable of providing a compound wherein R^1 , R^2 or R^3 is independently H or phosphate;

Y is hydrogen, bromo, chloro, fluoro, iodo, OR^4 , NR^4R^5 or SR^4 ;

X^1 is selected from the group consisting of H, straight chained, branched or cyclic alkyl, CO-alkyl, CO-aryl, CO-alkoxyalkyl, chloro, bromo, fluoro, iodo, OR^4 , NR^4NR^5 or SR^5 ; and

R^4 and R^5 are independently hydrogen, acyl (including lower acyl), or alkyl (including but not limited to methyl, ethyl, propyl and cyclopropyl).

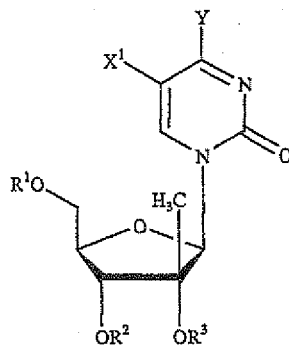
In a preferred subembodiment, a compound of Formula IV, or a pharmaceutically acceptable salt or prodrug thereof, is provided wherein:

R^1 , R^2 and R^3 are independently H or phosphate (preferably H);

X^1 is H or CH_3 ; and

Y is hydrogen, bromo, chloro, fluoro, iodo, NH₂ or OH.

In a fifth principal embodiment, a compound of Formula V, or a pharmaceutically acceptable salt or prodrug thereof, is provided:



(V)

wherein:

R¹, R² and R³ are independently H; phosphate (including monophosphate, diphosphate, triphosphate, or a stabilized phosphate prodrug); acyl (including lower acyl); alkyl (including lower alkyl); sulfonate ester including alkyl or arylalkyl sulfonyl including methanesulfonyl and benzyl, wherein the phenyl group is optionally substituted with one or more substituents as described in the definition of aryl given herein; a lipid, including a phospholipid; an amino acid; a carbohydrate; a peptide; a cholesterol; or other pharmaceutically acceptable leaving group which when administered *in vivo* is capable of providing a compound wherein R¹, R² or R³ is independently H or phosphate; and

Y is hydrogen, bromo, chloro, fluoro, iodo, OR⁴, NR⁴R⁵ or SR⁴;

X¹ is selected from the group consisting of H, straight chained, branched or cyclic alkyl, CO-alkyl, CO-aryl, CO-alkoxyalkyl, chloro, bromo, fluoro, iodo, OR⁴, NR⁴NR⁵ or SR⁵; and

R⁴ and R⁵ are independently hydrogen, acyl (including lower acyl), or alkyl (including but not limited to methyl, ethyl, propyl and cyclopropyl).

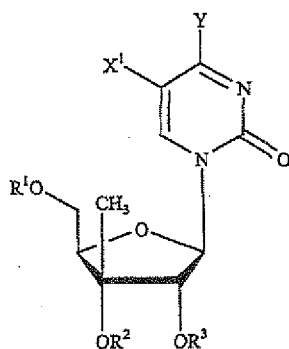
In a preferred subembodiment, a compound of Formula V, or a pharmaceutically acceptable salt or prodrug thereof, is provided wherein:

R¹, R² and R³ are independently H or phosphate (preferably H);

X¹ is H or CH₃; and

Y is hydrogen, bromo, chloro, fluoro, iodo, NH₂ or OH.

In a sixth principal embodiment, a compound of Formula VI, or a pharmaceutically acceptable salt or prodrug thereof, is provided:



(VI)

wherein:

R^1 , R^2 and R^3 are independently H; phosphate (including monophosphate, diphosphate, triphosphate, or a stabilized phosphate prodrug); acyl (including lower acyl); alkyl (including lower alkyl); sulfonate ester including alkyl or arylalkyl sulfonyl including methanesulfonyl and benzyl, wherein the phenyl group is optionally substituted with one or more substituents as described in the definition of aryl given herein; a lipid, including a phospholipid; an amino acid; a carbohydrate; a peptide; a cholesterol; or other pharmaceutically acceptable leaving group which when administered *in vivo* is capable of providing a compound wherein R^1 , R^2 or R^3 is independently H or phosphate; and

Y is hydrogen, bromo, chloro, fluoro, iodo, OR^4 , NR^4R^5 or SR^4 ;

X^1 is selected from the group consisting of H, straight chained, branched or cyclic alkyl, CO-alkyl, CO-aryl, CO-alkoxyalkyl, chloro, bromo, fluoro, iodo, OR^4 , NR^4NR^5 or SR^5 ; and

R^4 and R^5 are independently hydrogen, acyl (including lower acyl), or alkyl (including but not limited to methyl, ethyl, propyl and cyclopropyl).

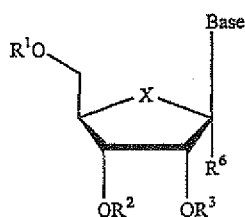
In a preferred subembodiment, a compound of Formula VI, or a pharmaceutically acceptable salt or prodrug thereof, is provided wherein:

R^1 , R^2 and R^3 are independently H or phosphate (preferably H);

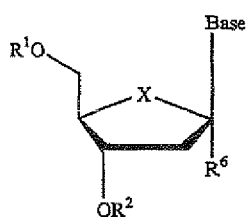
X^1 is H or CH_3 ; and

Y is hydrogen, bromo, chloro, fluoro, iodo, NH_2 or OH.

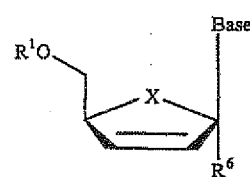
In a seventh principal embodiment, a compound selected from Formulas VII, VIII and IX, or a pharmaceutically acceptable salt or prodrug thereof, is provided:



(VII)



(VIII)



(IX)

5 wherein:

Base is a purine or pyrimidine base as defined herein;

10 R^1 , R^2 and R^3 are independently H; phosphate (including monophosphate, diphosphate, triphosphate, or a stabilized phosphate prodrug); acyl (including lower acyl); alkyl (including lower alkyl); sulfonate ester including alkyl or arylalkyl sulfonyl including methanesulfonyl and benzyl, wherein the phenyl group is optionally substituted with one or more substituents as described in the definition of aryl given herein; a lipid, including a phospholipid; an amino acid; a carbohydrate; a peptide; a cholesterol; or other pharmaceutically acceptable leaving group which when administered *in vivo* is capable of providing a compound wherein R^1 , R^2 or R^3 is independently H or phosphate;

15 R^6 is hydrogen, hydroxy, alkyl (including lower alkyl), azido, cyano, alkenyl, alkynyl, Br-vinyl, 2-Br-ethyl, $-C(O)O(alkyl)$, $-C(O)O(lower\ alkyl)$, $-O(acyl)$, $-O(lower\ acyl)$, $-O(alkyl)$, $-O(lower\ alkyl)$, $-O(alkenyl)$, CF_3 , chloro, bromo, fluoro, iodo, NO_2 , NH_2 , $-NH(lower\ alkyl)$, $-NH(acyl)$, $-N(lower\ alkyl)_2$, $-N(acyl)_2$; and

X is O, S, SO_2 , or CH_2 .

20 In a first preferred subembodiment, a compound of Formula VII, VIII or IX, or a pharmaceutically acceptable salt or prodrug thereof, is provided wherein:

Base is a purine or pyrimidine base as defined herein;

R^1 , R^2 and R^3 are independently hydrogen or phosphate;

R^6 is alkyl; and

25 X is O, S, SO_2 or CH_2 .

In a second preferred subembodiment, a compound of Formula VII, VIII or IX, or a pharmaceutically acceptable salt or prodrug thereof, is provided wherein:

Base is a purine or pyrimidine base as defined herein;

R^1 , R^2 and R^3 are hydrogens;

5 R^6 is alkyl; and

X is O, S, SO_2 or CH_2 .

In a third preferred subembodiment, a compound of Formula VII, VIII or IX, or a pharmaceutically acceptable salt or prodrug thereof, is provided wherein:

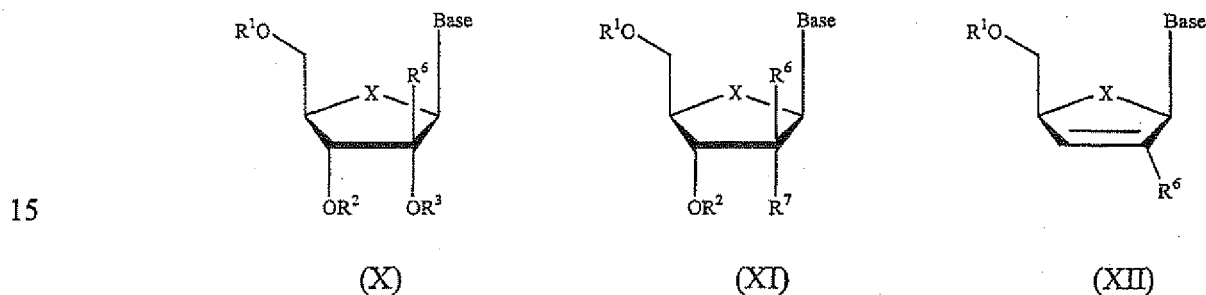
Base is a purine or pyrimidine base as defined herein;

10 R^1 , R^2 and R^3 are independently hydrogen or phosphate;

R^6 is alkyl; and

X is O.

In a eighth principal embodiment, a compound of Formula X, XI or XII, or a pharmaceutically acceptable salt or prodrug thereof, is provided:



wherein:

Base is a purine or pyrimidine base as defined herein;

20 R^1 , R^2 and R^3 are independently H; phosphate (including monophosphate, diphosphate, triphosphate, or a stabilized phosphate prodrug); acyl (including lower acyl); alkyl (including lower alkyl); sulfonate ester including alkyl or arylalkyl sulfonyl including methanesulfonyl and benzyl, wherein the phenyl group is optionally substituted with one or more substituents as described in the definition of aryl given herein; a lipid, including a phospholipid; an amino acid; a carbohydrate; a peptide; a cholesterol; or other

pharmaceutically acceptable leaving group which when administered *in vivo* is capable of providing a compound wherein R^1 , R^2 or R^3 is independently H or phosphate;

R^6 is hydrogen, hydroxy, alkyl (including lower alkyl), azido, cyano, alkenyl, alkynyl, Br-vinyl, $-C(O)O(alkyl)$, $-C(O)O(lower\ alkyl)$, $-O(acyl)$, $-O(lower\ acyl)$, $-O(alkyl)$, $-O(lower\ alkyl)$, $-O(alkenyl)$, chloro, bromo, fluoro, iodo, NO_2 , NH_2 , $-NH(lower\ alkyl)$, $-NH(acyl)$, $-N(lower\ alkyl)_2$, $-N(acyl)_2$;

R^7 is hydrogen, OR^3 , hydroxy, alkyl (including lower alkyl), azido, cyano, alkenyl, alkynyl, Br-vinyl, $-C(O)O(alkyl)$, $-C(O)O(lower\ alkyl)$, $-O(acyl)$, $-O(lower\ acyl)$, $-O(alkyl)$, $-O(lower\ alkyl)$, $-O(alkenyl)$, chlorine, bromine, iodine, NO_2 , NH_2 , $-NH(lower\ alkyl)$, $-NH(acyl)$, $-N(loweralkyl)_2$, $-N(acyl)_2$; and

X is O, S, SO_2 or CH_2 .

In a first preferred subembodiment, a compound of Formula X, XI or XII, or a pharmaceutically acceptable salt or prodrug thereof, is provided wherein:

Base is a purine or pyrimidine base as defined herein;

R^1 , R^2 and R^3 are independently hydrogen or phosphate;

R^6 is alkyl; and

X is O, S, SO_2 or CH_2 .

In a second preferred subembodiment, a compound of Formula X, XI or XII, or a pharmaceutically acceptable salt or prodrug thereof, is provided wherein:

Base is a purine or pyrimidine base as defined herein;

R^1 , R^2 and R^3 are hydrogens;

R^6 is alkyl; and

X is O, S, SO_2 or CH_2 .

In a third preferred subembodiment, a compound of Formula X, XI or XII, or a pharmaceutically acceptable salt or prodrug thereof, is provided wherein:

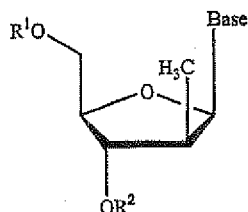
Base is a purine or pyrimidine base as defined herein;

R^1 , R^2 and R^3 are independently H or phosphate;

R⁶ is alkyl; and

X is O.

In even more preferred subembodiments, a compound of Formula XI, or its pharmaceutically acceptable salt or prodrug, is provided:



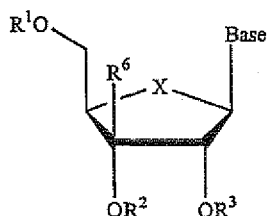
(XI)

wherein:

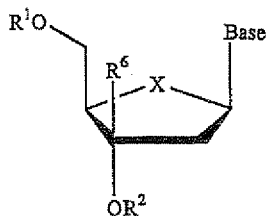
Base is a purine or pyrimidine base as defined herein; optionally substituted with an amine or cyclopropyl (e.g., 2-amino, 2,6-diamino or cyclopropyl guanosine); and

R¹ and R² are independently H; phosphate (including monophosphate, diphosphate, triphosphate, or a stabilized phosphate prodrug); acyl (including lower acyl); alkyl (including lower alkyl); sulfonate ester including alkyl or arylalkyl sulfonyl including methanesulfonyl and benzyl, wherein the phenyl group is optionally substituted with one or more substituents as described in the definition of aryl given herein; a lipid, including a phospholipid; an amino acid; a carbohydrate; a peptide; a cholesterol; or other pharmaceutically acceptable leaving group which when administered *in vivo* is capable of providing a compound wherein R¹ or R² is independently H or phosphate.

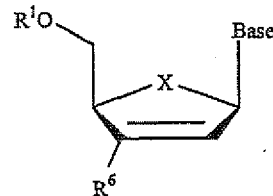
In a ninth principal embodiment a compound selected from Formula XIII, XIV or XV, or a pharmaceutically acceptable salt or prodrug thereof, is provided:



(XIII)



(XIV)



(XV)

wherein:

Base is a purine or pyrimidine base as defined herein;

R^1 , R^2 and R^3 are independently H; phosphate (including monophosphate, diphosphate, triphosphate, or a stabilized phosphate prodrug); acyl (including lower acyl); alkyl (including lower alkyl); sulfonate ester including alkyl or arylalkyl sulfonyl including methanesulfonyl and benzyl, wherein the phenyl group is optionally substituted with one or more substituents as described in the definition of aryl given herein; a lipid, including a phospholipid; an amino acid; a carbohydrate; a peptide; a cholesterol; or other pharmaceutically acceptable leaving group which when administered *in vivo* is capable of providing a compound wherein R^1 , R^2 or R^3 is independently H or phosphate;

R^6 is hydrogen, hydroxy, alkyl (including lower alkyl), azido, cyano, alkenyl, alkynyl, Br-vinyl, $-C(O)O(alkyl)$, $-C(O)O(lower\ alkyl)$, $-O(acyl)$, $-O(lower\ acyl)$, $-O(alkyl)$, $-O(lower\ alkyl)$, $-O(alkenyl)$, chloro, bromo, fluoro, iodo, NO_2 , NH_2 , $-NH(lower\ alkyl)$, $-NH(acyl)$, $-N(lower\ alkyl)_2$, $-N(acyl)_2$; and

X is O, S, SO_2 or CH_2 .

In a first preferred subembodiment, a compound of Formula XIII, XIV or XV, or a pharmaceutically acceptable salt or prodrug thereof, is provided wherein:

Base is a purine or pyrimidine base as defined herein;

R^1 , R^2 and R^3 are independently hydrogen or phosphate;

R^6 is alkyl; and

X is O, S, SO_2 or CH_2 .

In a second preferred subembodiment, a compound of Formula XIII, XIV or XV, or a pharmaceutically acceptable salt or prodrug thereof, is provided wherein:

Base is a purine or pyrimidine base as defined herein;

R^1 , R^2 and R^3 are hydrogens;

R^6 is alkyl; and

X is O, S, SO_2 or CH_2 .

In a third preferred subembodiment, a compound of Formula XIII, XIV or XV, or a pharmaceutically acceptable salt or prodrug thereof, is provided wherein:

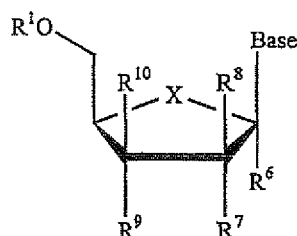
Base is a purine or pyrimidine base as defined herein;

R^1 , R^2 and R^3 are independently hydrogen or phosphate;

R^6 is alkyl; and

X is O.

In a tenth principal embodiment the invention provides a compound of Formula XVI, or a pharmaceutically acceptable salt or prodrug thereof:



(XVI)

wherein:

Base is a purine or pyrimidine base as defined herein;

R^1 and R^2 are independently H; phosphate (including monophosphate, diphosphate, triphosphate, or a stabilized phosphate prodrug); acyl (including lower acyl); alkyl (including lower alkyl); sulfonate ester including alkyl or arylalkyl sulfonyl including methanesulfonyl and benzyl, wherein the phenyl group is optionally substituted with one or more substituents as described in the definition of aryl given herein; a lipid, including a phospholipid; an amino acid; a carbohydrate; a peptide; a cholesterol; or other pharmaceutically acceptable leaving group which when administered *in vivo* is capable of providing a compound wherein R^1 and R^2 are independently H or phosphate;

R^6 is hydrogen, hydroxy, alkyl (including lower alkyl), azido, cyano, alkenyl, alkynyl, Br-vinyl, $-C(O)O(alkyl)$, $-C(O)O(lower\ alkyl)$, $-O(acyl)$, $-O(lower\ acyl)$, $-O(alkyl)$, $-O(lower\ alkyl)$, $-O(alkenyl)$, chloro, bromo, fluoro, iodo, NO_2 , NH_2 , $-NH(lower\ alkyl)$, $-NH(acyl)$, $-N(lower\ alkyl)_2$, $-N(acyl)_2$;

R^7 and R^9 are independently hydrogen, OR^2 , hydroxy, alkyl (including lower alkyl), azido, cyano, alkenyl, alkynyl, Br-vinyl, $-C(O)O(alkyl)$, $-C(O)O(lower\ alkyl)$, $-O(acyl)$, $-O(lower\ acyl)$, $-O(alkyl)$, $-O(lower\ alkyl)$, $-O(alkenyl)$, chlorine, bromine, iodine, NO_2 , NH_2 , $-NH(lower\ alkyl)$, $-NH(acyl)$, $-N(lower\ alkyl)_2$, $-N(acyl)_2$;

R^8 and R^{10} are independently H, alkyl (including lower alkyl), chlorine, bromine or iodine;

alternatively, R⁷ and R⁹, R⁷ and R¹⁰, R⁸ and R⁹, or R⁸ and R¹⁰ can come together to form a pi bond; and

X is O, S, SO₂ or CH₂.

In a first preferred subembodiment, a compound of Formula XVI, or its pharmaceutically acceptable salt or prodrug, is provided in which: (1) Base is a purine or pyrimidine base as defined herein; (2) R¹ is independently H or phosphate (including monophosphate, diphosphate, triphosphate, or a stabilized phosphate prodrug); acyl (including lower acyl); alkyl (including lower alkyl); sulfonate ester including alkyl or arylalkyl sulfonyl including methanesulfonyl and benzyl, wherein the phenyl group is optionally substituted with one or more substituents as described in the definition of aryl given herein; a lipid, including a phospholipid; an amino acid; a carbohydrate; a peptide; a cholesterol; or other pharmaceutically acceptable leaving group which when administered *in vivo* is capable of providing a compound wherein R¹ is independently H or phosphate; (3) R⁶ is alkyl; (4) R⁷ and R⁹ are independently OR², alkyl, alkenyl, alkynyl, Br-vinyl, O-alkenyl, chlorine, bromine, iodine, NO₂, amino, loweralkylamino or di(loweralkyl)amino; (5) R⁸ and R¹⁰ are independently H, alkyl (including lower alkyl), chlorine, bromine, or iodine; and (6) X is O, S, SO₂ or CH₂.

In a second preferred subembodiment, a compound of Formula XVI, or its pharmaceutically acceptable salt or prodrug, is provided in which: (1) Base is a purine or pyrimidine base as defined herein; (2) R¹ is independently H or phosphate (including monophosphate, diphosphate, triphosphate, or a stabilized phosphate prodrug); acyl (including lower acyl); alkyl (including lower alkyl); sulfonate ester including alkyl or arylalkyl sulfonyl including methanesulfonyl and benzyl, wherein the phenyl group is optionally substituted with one or more substituents as described in the definition of aryl given herein; a lipid, including a phospholipid; an amino acid; a carbohydrate; a peptide; a cholesterol; or other pharmaceutically acceptable leaving group which when administered *in vivo* is capable of providing a compound wherein R¹ is independently H or phosphate; (3) R⁶ is alkyl, alkenyl, alkynyl, Br-vinyl, hydroxy, O-alkyl, O-alkenyl, chloro, bromo, fluoro, iodo, NO₂, amino, loweralkylamino, or di(loweralkyl)amino; (4) R⁷ and R⁹ are independently OR²; (5) R⁸ and R¹⁰ are independently H, alkyl (including lower alkyl), chlorine, bromine, or iodine; and (6) X is O, S, SO₂ or CH₂.

In a third preferred subembodiment, a compound of Formula XVI, or its pharmaceutically acceptable salt or prodrug, is provided in which: (1) Base is a purine or pyrimidine base as defined herein; (2) R^1 is independently H or phosphate (including monophosphate, diphosphate, triphosphate, or a stabilized phosphate prodrug); acyl (including lower acyl); alkyl (including lower alkyl); sulfonate ester including alkyl or arylalkyl sulfonyl including methanesulfonyl and benzyl, wherein the phenyl group is optionally substituted with one or more substituents as described in the definition of aryl given herein; a lipid, including a phospholipid; an amino acid; a carbohydrate; a peptide; a cholesterol; or other pharmaceutically acceptable leaving group which when administered *in vivo* is capable of providing a compound wherein R^1 is independently H or phosphate; (3) R^6 is alkyl, alkenyl, alkynyl, Br-vinyl, hydroxy, O-alkyl, O-alkenyl, chloro, bromo, fluoro, iodo, NO_2 , amino, loweralkylamino or di(loweralkyl)amino; (4) R^7 and R^9 are independently OR^2 , alkyl, alkenyl, alkynyl, Br-vinyl, O-alkenyl, chlorine, bromine, iodine, NO_2 , amino, loweralkylamino or di(loweralkyl)amino; (5) R^8 and R^{10} are H; and (6) X is O, S, SO_2 or CH_2 .

In a fourth preferred subembodiment, a compound of Formula XVI, or its pharmaceutically acceptable salt or prodrug, is provided in which: (1) Base is a purine or pyrimidine base as defined herein; (2) R^1 is independently H or phosphate (including monophosphate, diphosphate, triphosphate, or a stabilized phosphate prodrug); acyl (including lower acyl); alkyl (including lower alkyl); sulfonate ester including alkyl or arylalkyl sulfonyl including methanesulfonyl and benzyl, wherein the phenyl group is optionally substituted with one or more substituents as described in the definition of aryl given herein; a lipid, including a phospholipid; an amino acid; a carbohydrate; a peptide; a cholesterol; or other pharmaceutically acceptable leaving group which when administered *in vivo* is capable of providing a compound wherein R^1 is independently H or phosphate; (3) R^6 is alkyl, alkenyl, alkynyl, Br-vinyl, hydroxy, O-alkyl, O-alkenyl, chloro, bromo, fluoro, iodo, NO_2 , amino, loweralkylamino, or di(loweralkyl)amino; (4) R^7 and R^9 are independently OR^2 , alkyl, alkenyl, alkynyl, Br-vinyl, O-alkenyl, chlorine, bromine, iodine, NO_2 , amino, loweralkylamino, or di(loweralkyl)amino; (5) R^8 and R^{10} are independently H, alkyl (including lower alkyl), chlorine, bromine, or iodine; and (6) X is O.

In a fifth preferred subembodiment, a compound of Formula XVI, or its pharmaceutically acceptable salt or prodrug, is provided in which: (1) Base is a purine or pyrimidine base as defined herein; (2) R^1 is independently H or phosphate (including

monophosphate, diphosphate, triphosphate, or a stabilized phosphate prodrug); acyl (including lower acyl); alkyl (including lower alkyl); sulfonate ester including alkyl or arylalkyl sulfonyl including methanesulfonyl and benzyl, wherein the phenyl group is optionally substituted with one or more substituents as described in the definition of aryl given herein; a lipid, including a phospholipid; an amino acid; a carbohydrate; a peptide; a cholesterol; or other pharmaceutically acceptable leaving group which when administered *in vivo* is capable of providing a compound wherein R^1 is independently H or phosphate; (3) R^6 is alkyl; (4) R^7 and R^9 are independently OR^1 ; (5) R^8 and R^{10} are independently H, alkyl (including lower alkyl), chlorine, bromine or iodine; and (6) X is O, S, SO_2 or CH_2 .

In a sixth preferred subembodiment, a compound of Formula XVI, or its pharmaceutically acceptable salt or prodrug, is provided in which: (1) Base is a purine or pyrimidine base as defined herein; (2) R^1 is independently H or phosphate (including monophosphate, diphosphate, triphosphate, or a stabilized phosphate prodrug); acyl (including lower acyl); alkyl (including lower alkyl); sulfonate ester including alkyl or arylalkyl sulfonyl including methanesulfonyl and benzyl, wherein the phenyl group is optionally substituted with one or more substituents as described in the definition of aryl given herein; a lipid, including a phospholipid; an amino acid; a carbohydrate; a peptide; a cholesterol; or other pharmaceutically acceptable leaving group which when administered *in vivo* is capable of providing a compound wherein R^1 is independently H or phosphate; (3) R^6 is alkyl; (4) R^7 and R^9 are independently OR^2 , alkyl (including lower alkyl), alkenyl, alkynyl, Br-vinyl, O-alkenyl, chlorine, bromine, iodine, NO_2 , amino, loweralkylamino, or di(loweralkyl)amino; (5) R^8 and R^{10} are H; and (6) X is O, S, SO_2 , or CH_2 .

In a seventh preferred subembodiment, a compound of Formula XVI, or its pharmaceutically acceptable salt or prodrug, is provided in which: (1) Base is a purine or pyrimidine base as defined herein; (2) R^1 is independently H or phosphate (including monophosphate, diphosphate, triphosphate, or a stabilized phosphate prodrug); acyl (including lower acyl); alkyl (including lower alkyl); sulfonate ester including alkyl or arylalkyl sulfonyl including methanesulfonyl and benzyl, wherein the phenyl group is optionally substituted with one or more substituents as described in the definition of aryl given herein; a lipid, including a phospholipid; an amino acid; a carbohydrate; a peptide; a cholesterol; or other pharmaceutically acceptable leaving group which when administered *in vivo* is capable of providing a compound wherein R^1 is independently H or phosphate; (3) R^6 is alkyl; (4) R^7 and R^9 are independently OR^2 , alkyl (including lower alkyl), alkenyl,

alkynyl, Br-vinyl, O-alkenyl, chlorine, bromine, iodine, NO₂, amino, loweralkylamino or di(loweralkyl)amino; (5) R⁸ and R¹⁰ are independently H, alkyl (including lower alkyl), chlorine, bromine or iodine; and (6) X is O.

5 In a eighth preferred subembodiment, a compound of Formula XVI, or its pharmaceutically acceptable salt or prodrug, is provided in which: (1) Base is a purine or pyrimidine base as defined herein; (2) R¹ is independently H or phosphate (including monophosphate, diphosphate, triphosphate, or a stabilized phosphate prodrug); acyl (including lower acyl); alkyl (including lower alkyl); sulfonate ester including alkyl or arylalkyl sulfonyl including methanesulfonyl and benzyl, wherein the phenyl group is
10 optionally substituted with one or more substituents as described in the definition of aryl given herein; a lipid, including a phospholipid; an amino acid; a carbohydrate; a peptide; a cholesterol; or other pharmaceutically acceptable leaving group which when administered *in vivo* is capable of providing a compound wherein R¹ is independently H or phosphate; (3) R⁶ is alkyl (including lower alkyl), alkenyl, alkynyl, Br-vinyl, hydroxy, O-alkyl, O-alkenyl,
15 chloro, bromo, fluoro, iodo, NO₂, amino, loweralkylamino or di(loweralkyl)amino; (4) R⁷ and R⁹ are independently OR²; (5) R⁸ and R¹⁰ are hydrogen; and (6) X is O, S, SO₂ or CH₂.

In a ninth preferred subembodiment, a compound of Formula XVI, or its pharmaceutically acceptable salt or prodrug, is provided in which: (1) Base is a purine or pyrimidine base as defined herein; (2) R¹ is independently H or phosphate (including
20 monophosphate, diphosphate, triphosphate, or a stabilized phosphate prodrug); acyl (including lower acyl); alkyl (including lower alkyl); sulfonate ester including alkyl or arylalkyl sulfonyl including methanesulfonyl and benzyl, wherein the phenyl group is optionally substituted with one or more substituents as described in the definition of aryl given herein; a lipid, including a phospholipid; an amino acid; a carbohydrate; a peptide; a
25 cholesterol; or other pharmaceutically acceptable leaving group which when administered *in vivo* is capable of providing a compound wherein R¹ is independently H or phosphate; (3) R⁶ is alkyl (including lower alkyl), alkenyl, alkynyl, Br-vinyl, hydroxy, O-alkyl, O-alkenyl, chloro, bromo, fluoro, iodo, NO₂, amino, loweralkylamino or di(loweralkyl)amino; (4) R⁷ and R⁹ are independently OR²; (5) R⁸ and R¹⁰ are independently H, alkyl (including lower
30 alkyl), chlorine, bromine or iodine; and (6) X is O.

In a tenth preferred subembodiment, a compound of Formula XVI, or its pharmaceutically acceptable salt or prodrug, is provided in which: (1) Base is a purine or

pyrimidine base as defined herein; (2) R^1 is independently H or phosphate (including monophosphate, diphosphate, triphosphate, or a stabilized phosphate prodrug); acyl (including lower acyl); alkyl (including lower alkyl); sulfonate ester including alkyl or arylalkyl sulfonyl including methanesulfonyl and benzyl, wherein the phenyl group is optionally substituted with one or more substituents as described in the definition of aryl given herein; a lipid, including a phospholipid; an amino acid; a carbohydrate; a peptide; a cholesterol; or other pharmaceutically acceptable leaving group which when administered *in vivo* is capable of providing a compound wherein R^1 is independently H or phosphate; (3) R^6 is alkyl (including lower alkyl), alkenyl, alkynyl, Br-vinyl, hydroxy, O-alkyl, O-alkenyl, chloro, bromo, fluoro, iodo, NO_2 , amino, loweralkylamino or di(loweralkyl)amino; (4) R^7 and R^9 are independently OR^2 , alkyl (including lower alkyl), alkenyl, alkynyl, Br-vinyl, O-alkenyl, chlorine, bromine, iodine, NO_2 , amino, loweralkylamino, or di(loweralkyl)amino; (5) R^8 and R^{10} are hydrogen; and (6) X is O.

In an eleventh preferred subembodiment, a compound of Formula XVI, or its pharmaceutically acceptable salt or prodrug, is provided in which: (1) Base is a purine or pyrimidine base as defined herein; (2) R^1 is independently H or phosphate; (3) R^6 is alkyl (including lower alkyl), alkenyl, alkynyl, Br-vinyl, hydroxy, O-alkyl, O-alkenyl, chloro, bromo, fluoro, iodo, NO_2 , amino, loweralkylamino or di(loweralkyl)amino; (4) R^7 and R^9 are independently OR^2 ; (5) R^8 and R^{10} are hydrogen; and (6) X is O, S, SO_2 or CH_2 .

In a twelfth preferred subembodiment, a compound of Formula XVI, or its pharmaceutically acceptable salt or prodrug, is provided in which: (1) Base is a purine or pyrimidine base as defined herein; (2) R^1 is independently H or phosphate; (3) R^6 is alkyl; (4) R^7 and R^9 are independently OR^2 ; (5) R^8 and R^{10} are hydrogen; and (6) X is O, S, SO_2 , or CH_2 .

In a thirteenth preferred subembodiment, a compound of Formula XVI, or its pharmaceutically acceptable salt or prodrug, is provided in which: (1) Base is a purine or pyrimidine base as defined herein; (2) R^1 is independently H or phosphate; (3) R^6 is alkyl; (4) R^7 and R^9 are independently OR^2 ; (5) R^8 and R^{10} are independently H, alkyl (including lower alkyl), chlorine, bromine, or iodine; and (6) X is O.

In a fourteenth preferred subembodiment, a compound of Formula XVI, or its pharmaceutically acceptable salt or prodrug, is provided in which: (1) Base is a purine or pyrimidine base as defined herein; (2) R^1 is independently H or phosphate; (3) R^6 is alkyl;

(4) R^7 and R^9 are independently OR^2 , alkyl (including lower alkyl), alkenyl, alkynyl, Br-vinyl, O-alkenyl, chlorine, bromine, iodine, NO_2 , amino, loweralkylamino or di(loweralkyl)amino; (5) R^8 and R^{10} are hydrogen; and (6) X is O.

5 In even more preferred subembodiments, a compound of Formula XVI, or its pharmaceutically acceptable salt or prodrug, is provided in which:

(1) Base is adenine; (2) R^1 is hydrogen; (3) R^6 is methyl; (4) R^7 and R^9 are hydroxyl; (5) R^8 and R^{10} are hydrogen; and (6) X is O;

(1) Base is guanine; (2) R^1 is hydrogen; (3) R^6 is methyl; (4) R^7 and R^9 are hydroxyl; (5) R^8 and R^{10} are hydrogen; and (6) X is O;

10 (1) Base is cytosine; (2) R^1 is hydrogen; (3) R^6 is methyl; (4) R^7 and R^9 are hydroxyl; (5) R^8 and R^{10} are hydrogen; and (6) X is O;

(1) Base is thymine; (2) R^1 is hydrogen; (3) R^6 is methyl; (4) R^7 and R^9 are hydroxyl; (5) R^8 and R^{10} are hydrogen; and (6) X is O;

15 (1) Base is uracil; (2) R^1 is hydrogen; (3) R^6 is methyl; (4) R^7 and R^9 are hydroxyl; (5) R^8 and R^{10} are hydrogen; and (6) X is O;

(1) Base is adenine; (2) R^1 is phosphate; (3) R^6 is methyl; (4) R^7 and R^9 are hydroxyl; (5) R^8 and R^{10} are hydrogen; and (6) X is O;

(1) Base is adenine; (2) R^1 is hydrogen; (3) R^6 is ethyl; (4) R^7 and R^9 are hydroxyl; (5) R^8 and R^{10} are hydrogen; and (6) X is O;

20 (1) Base is adenine; (2) R^1 is hydrogen; (3) R^6 is propyl; (4) R^7 and R^9 are hydroxyl; (5) R^8 and R^{10} are hydrogen; and (6) X is O;

(1) Base is adenine; (2) R^1 is hydrogen; (3) R^6 is butyl; (4) R^7 and R^9 are hydroxyl; (5) R^8 and R^{10} are hydrogen; and (6) X is O;

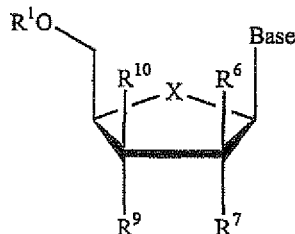
25 (1) Base is adenine; (2) R^1 is hydrogen; (3) R^6 is methyl; (4) R^7 is hydrogen and R^9 is hydroxyl; (5) R^8 and R^{10} are hydrogen; and (6) X is O;

(1) Base is adenine; (2) R^1 is hydrogen; (3) R^6 is methyl; (4) R^7 and R^9 are hydroxyl; (5) R^8 and R^{10} are hydrogen; and (6) X is S;

(1) Base is adenine; (2) R^1 is hydrogen; (3) R^6 is methyl; (4) R^7 and R^9 are hydroxyl; (5) R^8 and R^{10} are hydrogen; and (6) X is SO_2 ;

(1) Base is adenine; (2) R^1 is hydrogen; (3) R^6 is methyl; (4) R^7 and R^9 are hydroxyl;
 (5) R^8 and R^{10} are hydrogen; and (6) X is CH_2 ;

In a eleventh principal embodiment the invention provides a compound of Formula XVII, or a pharmaceutically acceptable salt or prodrug thereof:



(XVII)

wherein:

Base is a purine or pyrimidine base as defined herein;

R^1 is H; phosphate (including monophosphate, diphosphate, triphosphate, or a stabilized phosphate prodrug); acyl (including lower acyl); alkyl (including lower alkyl); sulfonate ester including alkyl or arylalkyl sulfonyl including methanesulfonyl and benzyl, wherein the phenyl group is optionally substituted with one or more substituents as described in the definition of aryl given herein; a lipid, including a phospholipid; an amino acid; a carbohydrate; a peptide; a cholesterol; or other pharmaceutically acceptable leaving group which when administered *in vivo* is capable of providing a compound wherein R^1 is independently H or phosphate;

R^6 is hydrogen, hydroxy, alkyl (including lower alkyl), azido, cyano, alkenyl, alkynyl, Br-vinyl, $-C(O)O(alkyl)$, $-C(O)O(lower\ alkyl)$, $-O(acyl)$, $-O(lower\ acyl)$, $-O(alkyl)$, $-O(lower\ alkyl)$, $-O(alkenyl)$, chloro, bromo, fluoro, iodo, NO_2 , NH_2 , $-NH(lower\ alkyl)$, $-NH(acyl)$, $-N(lower\ alkyl)_2$, $-N(acyl)_2$;

R^7 and R^9 are independently hydrogen, OR^2 , hydroxy, alkyl (including lower alkyl), azido, cyano, alkenyl, alkynyl, Br-vinyl, $-C(O)O(alkyl)$, $-C(O)O(lower\ alkyl)$, $-O(acyl)$, $-O(lower\ acyl)$, $-O(alkyl)$, $-O(lower\ alkyl)$, $-O(alkenyl)$, chlorine, bromine, iodine, NO_2 , NH_2 , $-NH(lower\ alkyl)$, $-NH(acyl)$, $-N(lower\ alkyl)_2$, $-N(acyl)_2$;

R^{10} is H, alkyl (including lower alkyl), chlorine, bromine, or iodine;

alternatively, R^7 and R^9 , or R^7 and R^{10} can come together to form a pi bond; and

X is O, S, SO₂ or CH₂.

In a first preferred subembodiment, a compound of Formula XVII, or its pharmaceutically acceptable salt or prodrug, is provided in which: (1) Base is a purine or pyrimidine base as defined herein; (2) R¹ is independently H; phosphate (including
5 monophosphate, diphosphate, triphosphate, or a stabilized phosphate prodrug); acyl (including lower acyl); alkyl (including lower alkyl); sulfonate ester including alkyl or arylalkyl sulfonyl including methanesulfonyl and benzyl, wherein the phenyl group is optionally substituted with one or more substituents as described in the definition of aryl given herein; a lipid, including a phospholipid; an amino acid; a carbohydrate; a peptide; a
10 cholesterol; or other pharmaceutically acceptable leaving group which when administered *in vivo* is capable of providing a compound wherein R¹ is independently H or phosphate; (3) R⁶ is alkyl (including lower alkyl), alkenyl, alkynyl, Br-vinyl, hydroxy, O-alkyl, O-alkenyl, chloro, bromo, fluoro, iodo, NO₂, amino, loweralkylamino, or di(loweralkyl)amino; (4) R⁷ and R⁹ are independently hydrogen, OR², alkyl (including lower alkyl), alkenyl, alkynyl,
15 Br-vinyl, O-alkenyl, chlorine, bromine, iodine, NO₂, amino, loweralkylamino or di(loweralkyl)-amino; (5) R¹⁰ is H; and (6) X is O, S, SO₂, or CH₂.

In a second preferred subembodiment, a compound of Formula XVII, or its pharmaceutically acceptable salt or prodrug, is provided in which: (1) Base is a purine or pyrimidine base as defined herein; (2) R¹ is independently H; phosphate (including
20 monophosphate, diphosphate, triphosphate, or a stabilized phosphate prodrug); acyl (including lower acyl); alkyl (including lower alkyl); sulfonate ester including alkyl or arylalkyl sulfonyl including methanesulfonyl and benzyl, wherein the phenyl group is optionally substituted with one or more substituents as described in the definition of aryl given herein; a lipid, including a phospholipid; an amino acid; a carbohydrate; a peptide; a
25 cholesterol; or other pharmaceutically acceptable leaving group which when administered *in vivo* is capable of providing a compound wherein R¹ is independently H or phosphate; (3) R⁶ is alkyl (including lower alkyl), alkenyl, alkynyl, Br-vinyl, hydroxy, O-alkyl, O-alkenyl, chloro, bromo, fluoro, iodo, NO₂, amino, loweralkylamino or di(loweralkyl)amino; (4) R⁷ and R⁹ are independently OR²; (5) R¹⁰ is H, alkyl (including lower alkyl), chlorine,
30 bromine, or iodine; and (6) X is O, S, SO₂ or CH₂.

In a third preferred subembodiment, a compound of Formula XVII, or its pharmaceutically acceptable salt or prodrug, is provided in which: (1) Base is a purine or

pyrimidine base as defined herein; (2) R^1 is independently H; phosphate (including monophosphate, diphosphate, triphosphate, or a stabilized phosphate prodrug); acyl (including lower acyl); alkyl (including lower alkyl); sulfonate ester including alkyl or arylalkyl sulfonyl including methanesulfonyl and benzyl, wherein the phenyl group is optionally substituted with one or more substituents as described in the definition of aryl given herein; a lipid, including a phospholipid; an amino acid; a carbohydrate; a peptide; a cholesterol; or other pharmaceutically acceptable leaving group which when administered *in vivo* is capable of providing a compound wherein R^1 is independently H or phosphate; (3) R^6 is alkyl (including lower alkyl), alkenyl, alkynyl, Br-vinyl, hydroxy, O-alkyl, O-alkenyl, chloro, bromo, fluoro, iodo, NO_2 , amino, loweralkylamino, or di(loweralkyl)amino; (4) R^7 and R^9 are independently hydrogen, OR^2 , alkyl (including lower alkyl), alkenyl, alkynyl, Br-vinyl, O-alkenyl, chlorine, bromine, iodine, NO_2 , amino, loweralkylamino or di(loweralkyl)-amino; (5) R^{10} is H, alkyl (including lower alkyl), chlorine, bromine or iodine; and (6) X is O.

In a fourth preferred subembodiment, a compound of Formula XVII, or its pharmaceutically acceptable salt or prodrug, is provided in which: (1) Base is a purine or pyrimidine base as defined herein; (2) R^1 is independently H; phosphate (including monophosphate, diphosphate, triphosphate, or a stabilized phosphate prodrug); acyl (including lower acyl); alkyl (including lower alkyl); sulfonate ester including alkyl or arylalkyl sulfonyl including methanesulfonyl and benzyl, wherein the phenyl group is optionally substituted with one or more substituents as described in the definition of aryl given herein; a lipid, including a phospholipid; an amino acid; a carbohydrate; a peptide; a cholesterol; or other pharmaceutically acceptable leaving group which when administered *in vivo* is capable of providing a compound wherein R^1 is independently H or phosphate; (3) R^6 is alkyl (including lower alkyl), alkenyl, alkynyl, Br-vinyl, hydroxy, O-alkyl, O-alkenyl, chloro, bromo, fluoro, iodo, NO_2 , amino, loweralkylamino or di(loweralkyl)amino; (4) R^7 and R^9 are independently OR^2 ; (5) R^{10} is H; and (6) X is O, S, SO_2 or CH_2 .

In a fifth preferred subembodiment, a compound of Formula XVII, or its pharmaceutically acceptable salt or prodrug, is provided in which: (1) Base is a purine or pyrimidine base as defined herein; (2) R^1 is independently H; phosphate (including monophosphate, diphosphate, triphosphate, or a stabilized phosphate prodrug); acyl (including lower acyl); alkyl (including lower alkyl); sulfonate ester including alkyl or arylalkyl sulfonyl including methanesulfonyl and benzyl, wherein the phenyl group is

optionally substituted with one or more substituents as described in the definition of aryl given herein; a lipid, including a phospholipid; an amino acid; a carbohydrate; a peptide; a cholesterol; or other pharmaceutically acceptable leaving group which when administered *in vivo* is capable of providing a compound wherein R¹ is independently H or phosphate; (3) R⁶ is alkyl (including lower alkyl), alkenyl, alkynyl, Br-vinyl, hydroxy, O-alkyl, O-alkenyl, chloro, bromo, fluoro, iodo, NO₂, amino, loweralkylamino or di(loweralkyl)amino; (4) R⁷ and R⁹ are independently OR²; (5) R¹⁰ is H, alkyl (including lower alkyl), chlorine, bromine or iodine; and (6) X is O.

In a sixth preferred subembodiment, a compound of Formula XVII, or its pharmaceutically acceptable salt or prodrug, is provided in which: (1) Base is a purine or pyrimidine base as defined herein; (2) R¹ is independently H; phosphate (including monophosphate, diphosphate, triphosphate, or a stabilized phosphate prodrug); acyl (including lower acyl); alkyl (including lower alkyl); sulfonate ester including alkyl or arylalkyl sulfonyl including methanesulfonyl and benzyl, wherein the phenyl group is optionally substituted with one or more substituents as described in the definition of aryl given herein; a lipid, including a phospholipid; an amino acid; a carbohydrate; a peptide; a cholesterol; or other pharmaceutically acceptable leaving group which when administered *in vivo* is capable of providing a compound wherein R¹ is independently H or phosphate; (3) R⁶ is alkyl (including lower alkyl), alkenyl, alkynyl, Br-vinyl, hydroxy, O-alkyl, O-alkenyl, chloro, bromo, fluoro, iodo, NO₂, amino, loweralkylamino, or di(loweralkyl)amino; (4) R⁷ and R⁹ are independently hydrogen, OR², alkyl (including lower alkyl), alkenyl, alkynyl, Br-vinyl, O-alkenyl, chlorine, bromine, iodine, NO₂, amino, loweralkylamino, or di(loweralkyl)amino; (5) R¹⁰ is H; and (6) X is O.

In a seventh preferred subembodiment, a compound of Formula XVII, or its pharmaceutically acceptable salt or prodrug, is provided in which: (1) Base is a purine or pyrimidine base as defined herein; (2) R¹ is independently H; phosphate (including monophosphate, diphosphate, triphosphate, or a stabilized phosphate prodrug); acyl (including lower acyl); alkyl (including lower alkyl); sulfonate ester including alkyl or arylalkyl sulfonyl including methanesulfonyl and benzyl, wherein the phenyl group is optionally substituted with one or more substituents as described in the definition of aryl given herein; a lipid, including a phospholipid; an amino acid; a carbohydrate; a peptide; a cholesterol; or other pharmaceutically acceptable leaving group which when administered *in vivo* is capable of providing a compound wherein R¹ is independently H or phosphate; (3)

R⁶ is alkyl (including lower alkyl), alkenyl, alkynyl, Br-vinyl, hydroxy, O-alkyl, O-alkenyl, chloro, bromo, fluoro, iodo, NO₂, amino, loweralkylamino, or di(loweralkyl)amino; (4) R⁷ and R⁹ are independently OR²; (5) R¹⁰ is H; and (6) X is O.

5 In an eighth preferred subembodiment, a compound of Formula XVII, or its pharmaceutically acceptable salt or prodrug, is provided in which: (1) Base is a purine or pyrimidine base as defined herein; (2) R¹ is independently H or phosphate; (3) R⁶ is alkyl; (4) R⁷ and R⁹ are independently hydrogen, OR², alkyl (including lower alkyl), alkenyl, alkynyl, Br-vinyl, O-alkenyl, chlorine, bromine, iodine, NO₂, amino, loweralkylamino or di(loweralkyl)-amino; (5) R¹⁰ is H, alkyl (including lower alkyl), chlorine, bromine or
10 iodine; and (6) X is O, S, SO₂, or CH₂.

In a ninth preferred subembodiment, a compound of Formula XVII, or its pharmaceutically acceptable salt or prodrug, is provided in which: (1) Base is a purine or pyrimidine base as defined herein; (2) R¹ is independently H or phosphate; (3) R⁶ is alkyl (including lower alkyl), alkenyl, alkynyl, Br-vinyl, hydroxy, O-alkyl, O-alkenyl, chloro,
15 bromo, fluoro, iodo, NO₂, amino, loweralkylamino, or di(loweralkyl)amino; (4) R⁷ and R⁹ are independently OR²; (5) R¹⁰ is H; and (6) X is O, S, SO₂, or CH₂.

In a tenth preferred subembodiment, a compound of Formula XVII, or its pharmaceutically acceptable salt or prodrug, is provided in which: (1) Base is a purine or pyrimidine base as defined herein; (2) R¹ is independently H or phosphate; (3) R⁶ is alkyl;
20 (4) R⁷ and R⁹ are independently OR²; (5) R¹⁰ is H; and (6) X is O, S, SO₂, or CH₂.

In even more preferred subembodiments, a compound of Formula XVII, or its pharmaceutically acceptable salt or prodrug, is provided in which:

(1) Base is adenine; (2) R¹ is hydrogen; (3) R⁶ is methyl; (4) R⁷ and R⁹ are hydroxyl; (5) R¹⁰ is hydrogen; and (6) X is O;

25 (1) Base is guanine; (2) R¹ is hydrogen; (3) R⁶ is methyl; (4) R⁷ and R⁹ are hydroxyl; (5) R¹⁰ is hydrogen; and (6) X is O;

(1) Base is cytosine; (2) R¹ is hydrogen; (3) R⁶ is methyl; (4) R⁷ and R⁹ are hydroxyl; (5) R¹⁰ is hydrogen; and (6) X is O;

30 (1) Base is thymine; (2) R¹ is hydrogen; (3) R⁶ is methyl; (4) R⁷ and R⁹ are hydroxyl; (5) R¹⁰ is hydrogen; and (6) X is O;

(1) Base is uracil; (2) R^1 is hydrogen; (3) R^6 is methyl; (4) R^7 and R^9 are hydroxyl;
(5) R^{10} is hydrogen; and (6) X is O;

(1) Base is adenine; (2) R^1 is phosphate; (3) R^6 is methyl; (4) R^7 and R^9 are hydroxyl; (5) R^{10} is hydrogen; and (6) X is O;

5 (1) Base is adenine; (2) R^1 is hydrogen; (3) R^6 is ethyl; (4) R^7 and R^9 are hydroxyl;
(5) R^{10} is hydrogen; and (6) X is O;

(1) Base is adenine; (2) R^1 is hydrogen; (3) R^6 is propyl; (4) R^7 and R^9 are hydroxyl;
(5) R^{10} is hydrogen; and (6) X is O;

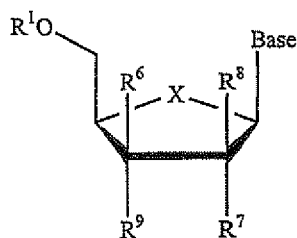
10 (1) Base is adenine; (2) R^1 is hydrogen; (3) R^6 is butyl; (4) R^7 and R^9 are hydroxyl;
(5) R^{10} is hydrogen; and (6) X is O;

(1) Base is adenine; (2) R^1 is hydrogen; (3) R^6 is methyl; (4) R^7 and R^9 are hydroxyl;
(5) R^{10} is hydrogen; and (6) X is S;

(1) Base is adenine; (2) R^1 is hydrogen; (3) R^6 is methyl; (4) R^7 and R^9 are hydroxyl;
(5) R^{10} is hydrogen; and (6) X is SO_2 ; or

15 (1) Base is adenine; (2) R^1 is hydrogen; (3) R^6 is methyl; (4) R^7 and R^9 are hydroxyl;
(5) R^{10} is hydrogen; and (6) X is CH_2 .

In an twelfth principal embodiment the invention provides a compound of Formula XVIII, or a pharmaceutically acceptable salt or prodrug thereof:



(XVIII)

20 wherein:

Base is a purine or pyrimidine base as defined herein;

R^1 is independently H; phosphate (including monophosphate, diphosphate, triphosphate, or
a stabilized phosphate prodrug); acyl (including lower acyl); alkyl (including lower alkyl);

25 sulfonate ester including alkyl or arylalkyl sulfonyl including methanesulfonyl and benzyl,

wherein the phenyl group is optionally substituted with one or more substituents as described in the definition of aryl given herein; a lipid, including a phospholipid; an amino acid; a carbohydrate; a peptide; a cholesterol; or other pharmaceutically acceptable leaving group which when administered *in vivo* is capable of providing a compound wherein R¹ is independently H or phosphate;

R⁶ is hydrogen, hydroxy, alkyl (including lower alkyl), azido, cyano, alkenyl, alkynyl, Br-vinyl, -C(O)O(alkyl), -C(O)O(lower alkyl), -O(acyl), -O(lower acyl), -O(alkyl), -O(lower alkyl), -O(alkenyl), chloro, bromo, fluoro, iodo, NO₂, NH₂, -NH(lower alkyl), -NH(acyl), -N(lower alkyl)₂, -N(acyl)₂;

R⁷ and R⁹ are independently hydrogen, OR², alkyl (including lower alkyl), alkenyl, alkynyl, Br-vinyl, O-alkenyl, chlorine, bromine, iodine, NO₂, amino, lower alkylamino, or di(loweralkyl)amino;

R⁸ is H, alkyl (including lower alkyl), chlorine, bromine or iodine;

alternatively, R⁷ and R⁹, or R⁸ and R⁹ can come together to form a pi bond;

X is O, S, SO₂ or CH₂.

In a first preferred subembodiment, a compound of Formula XVIII, or its pharmaceutically acceptable salt or prodrug, is provided in which: (1) Base is a purine or pyrimidine base as defined herein; (2) R¹ is independently H; phosphate (including monophosphate, diphosphate, triphosphate, or a stabilized phosphate prodrug); acyl (including lower acyl); alkyl (including lower alkyl); sulfonate ester including alkyl or arylalkyl sulfonyl including methanesulfonyl and benzyl, wherein the phenyl group is optionally substituted with one or more substituents as described in the definition of aryl given herein; a lipid, including a phospholipid; an amino acid; a carbohydrate; a peptide; a cholesterol; or other pharmaceutically acceptable leaving group which when administered *in vivo* is capable of providing a compound wherein R¹ is independently H or phosphate; (3) R⁶ is alkyl; (4) R⁷ and R⁹ are independently hydrogen, OR², alkyl (including lower alkyl), alkenyl, alkynyl, Br-vinyl, O-alkenyl, chlorine, bromine, iodine, NO₂, amino, loweralkylamino or di(loweralkyl)amino; (5) R⁸ is H, alkyl (including lower alkyl), chlorine, bromine or iodine; and (6) X is O, S, SO₂ or CH₂.

In a second preferred subembodiment, a compound of Formula XVIII, or its pharmaceutically acceptable salt or prodrug, is provided in which: (1) Base is a purine or

pyrimidine base as defined herein; (2) R^1 is independently H; phosphate (including monophosphate, diphosphate, triphosphate, or a stabilized phosphate prodrug); acyl (including lower acyl); alkyl (including lower alkyl); sulfonate ester including alkyl or arylalkyl sulfonyl including methanesulfonyl and benzyl, wherein the phenyl group is optionally substituted with one or more substituents as described in the definition of aryl given herein; a lipid, including a phospholipid; an amino acid; a carbohydrate; a peptide; a cholesterol; or other pharmaceutically acceptable leaving group which when administered *in vivo* is capable of providing a compound wherein R^1 is independently H or phosphate; (3) R^6 is alkyl (including lower alkyl), alkenyl, alkynyl, Br-vinyl, hydroxy, O-alkyl, O-alkenyl, chloro, bromo, fluoro, iodo, NO_2 , amino, loweralkylamino or di-(loweralkyl)amino; (4) R^7 and R^9 are independently OR^2 ; (5) R^8 is H, alkyl (including lower alkyl), chlorine, bromine, or iodine; and (6) X is O, S, SO_2 or CH_2 .

In a third preferred subembodiment, a compound of Formula XVIII, or its pharmaceutically acceptable salt or prodrug, is provided in which: (1) Base is a purine or pyrimidine base as defined herein; (2) R^1 is independently H; phosphate (including monophosphate, diphosphate, triphosphate, or a stabilized phosphate prodrug); acyl (including lower acyl); alkyl (including lower alkyl); sulfonate ester including alkyl or arylalkyl sulfonyl including methanesulfonyl and benzyl, wherein the phenyl group is optionally substituted with one or more substituents as described in the definition of aryl given herein; a lipid, including a phospholipid; an amino acid; a carbohydrate; a peptide; a cholesterol; or other pharmaceutically acceptable leaving group which when administered *in vivo* is capable of providing a compound wherein R^1 is independently H or phosphate; (3) R^6 is alkyl (including lower alkyl), alkenyl, alkynyl, Br-vinyl, hydroxy, O-alkyl, O-alkenyl, chloro, bromo, fluoro, iodo, NO_2 , amino, loweralkylamino, or di(lower-alkyl)amino; (4) R^7 and R^9 are independently hydrogen, OR^2 , alkyl (including lower alkyl), alkenyl, alkynyl, Br-vinyl, O-alkenyl, chlorine, bromine, iodine, NO_2 , amino, loweralkylamino, or di(loweralkyl)amino; (5) R^8 is H; and (6) X is O, S, SO_2 or CH_2 .

In a fourth preferred subembodiment, a compound of Formula XVIII, or its pharmaceutically acceptable salt or prodrug, is provided in which: (1) Base is a purine or pyrimidine base as defined herein; (2) R^1 is independently H; phosphate (including monophosphate, diphosphate, triphosphate, or a stabilized phosphate prodrug); acyl (including lower acyl); alkyl (including lower alkyl); sulfonate ester including alkyl or arylalkyl sulfonyl including methanesulfonyl and benzyl, wherein the phenyl group is

optionally substituted with one or more substituents as described in the definition of aryl given herein; a lipid, including a phospholipid; an amino acid; a carbohydrate; a peptide; a cholesterol; or other pharmaceutically acceptable leaving group which when administered *in vivo* is capable of providing a compound wherein R^1 is independently H or phosphate; (3) R^6 is alkyl (including lower alkyl), alkenyl, alkynyl, Br-vinyl, hydroxy, O-alkyl, O-alkenyl, chloro, bromo, fluoro, iodo, NO_2 , amino, loweralkylamino, or di(loweralkyl)amino; (4) R^7 and R^9 are independently hydrogen, OR^2 , alkyl (including lower alkyl), alkenyl, alkynyl, Br-vinyl, O-alkenyl, chlorine, bromine, iodine, NO_2 , amino, loweralkylamino, or di(loweralkyl)amino; (5) R^8 is H, alkyl (including lower alkyl), chlorine, bromine, or iodine; and (6) X is O.

In a fifth preferred subembodiment, a compound of Formula XVIII, or its pharmaceutically acceptable salt or prodrug, is provided in which: (1) Base is a purine or pyrimidine base as defined herein; (2) R^1 is independently H; phosphate (including monophosphate, diphosphate, triphosphate, or a stabilized phosphate prodrug); acyl (including lower acyl); alkyl (including lower alkyl); sulfonate ester including alkyl or arylalkyl sulfonyl including methanesulfonyl and benzyl, wherein the phenyl group is optionally substituted with one or more substituents as described in the definition of aryl given herein; a lipid, including a phospholipid; an amino acid; a carbohydrate; a peptide; a cholesterol; or other pharmaceutically acceptable leaving group which when administered *in vivo* is capable of providing a compound wherein R^1 is independently H or phosphate; (3) R^6 is alkyl (including lower alkyl), alkenyl, alkynyl, Br-vinyl, hydroxy, O-alkyl, O-alkenyl, chloro, bromo, fluoro, iodo, NO_2 , amino, loweralkylamino, or di(loweralkyl)amino; (4) R^7 and R^9 are independently OR^2 ; (5) R^8 is H; and (6) X is O, S, SO_2 , or CH_2 .

In a sixth preferred subembodiment, a compound of Formula XVIII, or its pharmaceutically acceptable salt or prodrug, is provided in which: (1) Base is a purine or pyrimidine base as defined herein; (2) R^1 is independently H; phosphate (including monophosphate, diphosphate, triphosphate, or a stabilized phosphate prodrug); acyl (including lower acyl); alkyl (including lower alkyl); sulfonate ester including alkyl or arylalkyl sulfonyl including methanesulfonyl and benzyl, wherein the phenyl group is optionally substituted with one or more substituents as described in the definition of aryl given herein; a lipid, including a phospholipid; an amino acid; a carbohydrate; a peptide; a cholesterol; or other pharmaceutically acceptable leaving group which when administered *in vivo* is capable of providing a compound wherein R^1 is independently H or phosphate; (3)

R⁶ is alkyl (including lower alkyl), alkenyl, alkynyl, Br-vinyl, hydroxy, O-alkyl, O-alkenyl, chloro, bromo, fluoro, iodo, NO₂, amino, loweralkylamino, or di(loweralkyl)amino; (4) R⁷ and R⁹ are independently OR²; (5) R⁸ is H, alkyl (including lower alkyl), chlorine, bromine, or iodine; and (6) X is O.

5 In a seventh preferred subembodiment, a compound of Formula XVIII, or its pharmaceutically acceptable salt or prodrug, is provided in which: (1) Base is a purine or pyrimidine base as defined herein; (2) R¹ is independently H; phosphate (including monophosphate, diphosphate, triphosphate, or a stabilized phosphate prodrug); acyl (including lower acyl); alkyl (including lower alkyl); sulfonate ester including alkyl or
10 arylalkyl sulfonyl including methanesulfonyl and benzyl, wherein the phenyl group is optionally substituted with one or more substituents as described in the definition of aryl given herein; a lipid, including a phospholipid; an amino acid; a carbohydrate; a peptide; a cholesterol; or other pharmaceutically acceptable leaving group which when administered *in vivo* is capable of providing a compound wherein R¹ is independently H or phosphate; (3)
15 R⁶ is alkyl (including lower alkyl), alkenyl, alkynyl, Br-vinyl, hydroxy, O-alkyl, O-alkenyl, chloro, bromo, fluoro, iodo, NO₂, amino, loweralkylamino, or di(loweralkyl)amino; (4) R⁷ and R⁹ are independently hydrogen, OR², alkyl (including lower alkyl), alkenyl, alkynyl, Br-vinyl, O-alkenyl, chlorine, bromine, iodine, NO₂, amino, loweralkylamino, or di(loweralkyl)amino; (5) R⁸ is H; and (6) X is O.

20 In an eighth preferred subembodiment, a compound of Formula XVIII, or its pharmaceutically acceptable salt or prodrug, is provided in which: (1) Base is a purine or pyrimidine base as defined herein; (2) R¹ is independently H or phosphate; (3) R⁶ is alkyl (including lower alkyl), alkenyl, alkynyl, Br-vinyl, hydroxy, O-alkyl, O-alkenyl, chloro, bromo, fluoro, iodo, NO₂, amino, loweralkylamino or di(loweralkyl)amino; (4) R⁷ and R⁹
25 are independently OR²; (5) R⁸ is H; and (6) X is O, S, SO₂ or CH₂.

In a ninth preferred subembodiment, a compound of Formula XVIII, or its pharmaceutically acceptable salt or prodrug, is provided in which: (1) Base is a purine or pyrimidine base as defined herein; (2) R¹ is independently H or phosphate; (3) R⁶ is alkyl; (4) R⁷ and R⁹ are independently OR²; (5) R⁸ is H; and (6) X is O, S, SO₂, or CH₂.

30 In a tenth preferred subembodiment, a compound of Formula XVIII, or its pharmaceutically acceptable salt or prodrug, is provided in which: (1) Base is a purine or

pyrimidine base as defined herein; (2) R^1 is independently H or phosphate; (3) R^6 is alkyl; (4) R^7 and R^9 are independently OR^2 ; (5) R^8 is H; and (6) X is O.

In even more preferred subembodiments, a compound of Formula XVIII, or its pharmaceutically acceptable salt or prodrug, is provided in which:

- 5 (1) Base is adenine; (2) R^1 is hydrogen; (3) R^6 is methyl; (4) R^7 and R^9 are hydroxyl; (5) R^8 is hydrogen; and (6) X is O;
- (1) Base is guanine; (2) R^1 is hydrogen; (3) R^6 is methyl; (4) R^7 and R^9 are hydroxyl; (5) R^8 is hydrogen; and (6) X is O;
- 10 (1) Base is cytosine; (2) R^1 is hydrogen; (3) R^6 is methyl; (4) R^7 and R^9 are hydroxyl; (5) R^8 is hydrogen; and (6) X is O;
- (1) Base is thymine; (2) R^1 is hydrogen; (3) R^6 is methyl; (4) R^7 and R^9 are hydroxyl; (5) R^8 is hydrogen; and (6) X is O;
- (1) Base is uracil; (2) R^1 is hydrogen; (3) R^6 is methyl; (4) R^7 and R^9 are hydroxyl; (5) R^8 is hydrogen; and (6) X is O;
- 15 (1) Base is adenine; (2) R^1 is phosphate; (3) R^6 is methyl; (4) R^7 and R^9 are hydroxyl; (5) R^8 is hydrogen; and (6) X is O;
- (1) Base is adenine; (2) R^1 is hydrogen; (3) R^6 is ethyl; (4) R^7 and R^9 are hydroxyl; (5) R^8 is hydrogen; and (6) X is O;
- (1) Base is adenine; (2) R^1 is hydrogen; (3) R^6 is propyl; (4) R^7 and R^9 are hydroxyl; (5) R^8 is hydrogen; and (6) X is O;
- 20 (1) Base is adenine; (2) R^1 is hydrogen; (3) R^6 is butyl; (4) R^7 and R^9 are hydroxyl; (5) R^8 is hydrogen; and (6) X is O;
- (1) Base is adenine; (2) R^1 is hydrogen; (3) R^6 is methyl; (4) R^7 and R^9 are hydroxyl; (5) R^8 is hydrogen; and (6) X is S;
- 25 (1) Base is adenine; (2) R^1 is hydrogen; (3) R^6 is methyl; (4) R^7 and R^9 are hydroxyl; (5) R^8 is hydrogen; and (6) X is SO_2 ; or
- (1) Base is adenine; (2) R^1 is hydrogen; (3) R^6 is methyl; (4) R^7 and R^9 are hydroxyl; (5) R^8 is hydrogen; and (6) X is CH_2 .

The β -D- and β -L-nucleosides of this invention may inhibit HCV polymerase activity. Nucleosides can be screened for their ability to inhibit HCV polymerase activity *in vitro* according to screening methods set forth more particularly herein. One can readily determine the spectrum of activity by evaluating the compound in the assays described herein or with another confirmatory assay.

In one embodiment the efficacy of the anti-HCV compound is measured according to the concentration of compound necessary to reduce the plaque number of the virus *in vitro*, according to methods set forth more particularly herein, by 50% (i.e. the compound's EC₅₀). In preferred embodiments the compound exhibits an EC₅₀ of less than 15 or 10 micromolar, when measured according to the polymerase assay described in Ferrari *et al.*, *Jnl. of Vir.*, 73:1649-1654, 1999; Ishii *et al.*, *Hepatology*, 29:1227-1235, 1999; Lohmann *et al.*, *Jnl. of Bio. Chem.*, 274:10807-10815, 1999; or Yamashita *et al.*, *Jnl. of Bio. Chem.*, 273:15479-15486, 1998.

The active compound can be administered as any salt or prodrug that upon administration to the recipient is capable of providing directly or indirectly the parent compound, or that exhibits activity itself. Nonlimiting examples are the pharmaceutically acceptable salts (alternatively referred to as "physiologically acceptable salts"), and a compound that has been alkylated or acylated at the 5'-position or on the purine or pyrimidine base (a type of "pharmaceutically acceptable prodrug"). Further, the modifications can affect the biological activity of the compound, in some cases increasing the activity over the parent compound. This can easily be assessed by preparing the salt or prodrug and testing its antiviral activity according to the methods described herein, or other methods known to those skilled in the art.

II. Definitions

The term alkyl, as used herein, unless otherwise specified, refers to a saturated straight, branched, or cyclic, primary, secondary, or tertiary hydrocarbon of typically C₁ to C₁₀, and specifically includes methyl, ethyl, propyl, isopropyl, cyclopropyl, butyl, isobutyl, *t*-butyl, pentyl, cyclopentyl, isopentyl, neopentyl, hexyl, isohexyl, cyclohexyl,

cyclohexylmethyl, 3-methylpentyl, 2,2-dimethylbutyl, and 2,3-dimethylbutyl. The term includes both substituted and unsubstituted alkyl groups. Moieties with which the alkyl group can be substituted are selected from the group consisting of hydroxyl, amino, alkylamino, arylamino, alkoxy, aryloxy, nitro, cyano, sulfonic acid, sulfate, phosphonic acid, phosphate, or phosphonate, either unprotected, or protected as necessary, as known to those skilled in the art, for example, as taught in Greene, *et al.*, Protective Groups in Organic Synthesis, John Wiley and Sons, Second Edition, 1991, hereby incorporated by reference.

The term lower alkyl, as used herein, and unless otherwise specified, refers to a C₁ to C₄ saturated straight, branched, or if appropriate, a cyclic (for example, cyclopropyl) alkyl group, including both substituted and unsubstituted forms. Unless otherwise specifically stated in this application, when alkyl is a suitable moiety, lower alkyl is preferred. Similarly, when alkyl or lower alkyl is a suitable moiety, unsubstituted alkyl or lower alkyl is preferred.

The term alkylamino or arylamino refers to an amino group that has one or two alkyl or aryl substituents, respectively.

The term "protected" as used herein and unless otherwise defined refers to a group that is added to an oxygen, nitrogen, or phosphorus atom to prevent its further reaction or for other purposes. A wide variety of oxygen and nitrogen protecting groups are known to those skilled in the art of organic synthesis.

The term aryl, as used herein, and unless otherwise specified, refers to phenyl, biphenyl, or naphthyl, and preferably phenyl. The term includes both substituted and unsubstituted moieties. The aryl group can be substituted with one or more moieties selected from the group consisting of hydroxyl, amino, alkylamino, arylamino, alkoxy, aryloxy, nitro, cyano, sulfonic acid, sulfate, phosphonic acid, phosphate, or phosphonate, either unprotected, or protected as necessary, as known to those skilled in the art, for example, as taught in Greene, *et al.*, Protective Groups in Organic Synthesis, John Wiley and Sons, Second Edition, 1991.

The term alkaryl or alkylaryl refers to an alkyl group with an aryl substituent. The term aralkyl or arylalkyl refers to an aryl group with an alkyl substituent.

The term halo, as used herein, includes chloro, bromo, iodo, and fluoro.

The term purine or pyrimidine base includes, but is not limited to, adenine, N⁶-alkylpurines, N⁶-acylpurines (wherein acyl is C(O)(alkyl, aryl, alkylaryl, or arylalkyl), N⁶-benzylpurine, N⁶-halopurine, N⁶-vinylpurine, N⁶-acetylenic purine, N⁶-acyl purine, N⁶-hydroxyalkyl purine, N⁶-thioalkyl purine, N²-alkylpurines, N²-alkyl-6-thiopurines, thymine, cytosine, 5-fluorocytosine, 5-methylcytosine, 6-azapyrimidine, including 6-azacytosine, 2- and/or 4-mercaptopyrimidine, uracil, 5-halouracil, including 5-fluorouracil, C⁵-alkylpyrimidines, C⁵-benzylpyrimidines, C⁵-halopyrimidines, C⁵-vinylpyrimidine, C⁵-acetylenic pyrimidine, C⁵-acyl pyrimidine, C⁵-hydroxyalkyl purine, C⁵-amidopyrimidine, C⁵-cyanopyrimidine, C⁵-nitropyrimidine, C⁵-aminopyrimidine, N²-alkylpurines, N²-alkyl-6-thiopurines, 5-azacytidinyl, 5-azauracilyl, triazolopyridinyl, imidazolopyridinyl, pyrrolopyrimidinyl, and pyrazolopyrimidinyl. Purine bases include, but are not limited to, guanine, adenine, hypoxanthine, 2,6-diaminopurine, and 6-chloropurine. Functional oxygen and nitrogen groups on the base can be protected as necessary or desired. Suitable protecting groups are well known to those skilled in the art, and include trimethylsilyl, dimethylhexylsilyl, *t*-butyldimethylsilyl, and *t*-butyldiphenylsilyl, trityl, alkyl groups, and acyl groups such as acetyl and propionyl, methanesulfonyl, and *p*-toluenesulfonyl.

The term acyl refers to a carboxylic acid ester in which the non-carbonyl moiety of the ester group is selected from straight, branched, or cyclic alkyl or lower alkyl, alkoxyalkyl including methoxymethyl, aralkyl including benzyl, aryloxyalkyl such as phenoxymethyl, aryl including phenyl optionally substituted with chloro, bromo, fluoro, iodo, C₁ to C₄ alkyl or C₁ to C₄ alkoxy, sulfonate esters such as alkyl or aralkyl sulphonyl including methanesulfonyl, the mono, di or triphosphate ester, trityl or monomethoxytrityl, substituted benzyl, trialkylsilyl (e.g. dimethyl-*t*-butylsilyl) or diphenylmethylsilyl. Aryl groups in the esters optimally comprise a phenyl group. The term "lower acyl" refers to an acyl group in which the non-carbonyl moiety is a lower alkyl.

As used herein, the term "substantially free of" or "substantially in the absence of" refers to a nucleoside composition that includes at least 85 or 90% by weight, preferably 95% to 98 % by weight, and even more preferably 99% to 100% by weight, of the designated enantiomer of that nucleoside. In a preferred embodiment, in the methods and compounds of this invention, the compounds are substantially free of enantiomers.

Similarly, the term "isolated" refers to a nucleoside composition that includes at least 85 or 90% by weight, preferably 95% to 98 % by weight, and even more preferably 99% to 100% by weight, of the nucleoside, the remainder comprising other chemical species or enantiomers.

5 The term "independently" is used herein to indicate that the variable which is independently applied varies independently from application to application. Thus, in a compound such as R"XYR", wherein R" is "independently carbon or nitrogen," both R" can be carbon, both R" can be nitrogen, or one R" can be carbon and the other R" nitrogen.

10 The term host, as used herein, refers to an unicellular or multicellular organism in which the virus can replicate, including cell lines and animals, and preferably a human. Alternatively, the host can be carrying a part of the hepatitis C viral genome, whose replication or function can be altered by the compounds of the present invention. The term host specifically refers to infected cells, cells transfected with all or part of the HCV genome and animals, in particular, primates (including chimpanzees) and humans. In most
15 animal applications of the present invention, the host is a human patient. Veterinary applications, in certain indications, however, are clearly anticipated by the present invention (such as chimpanzees).

20 The term "pharmaceutically acceptable salt or prodrug" is used throughout the specification to describe any pharmaceutically acceptable form (such as an ester, phosphate ester, salt of an ester or a related group) of a nucleoside compound which, upon administration to a patient, provides the nucleoside compound. Pharmaceutically acceptable salts include those derived from pharmaceutically acceptable inorganic or organic bases and acids. Suitable salts include those derived from alkali metals such as potassium and sodium, alkaline earth metals such as calcium and magnesium, among
25 numerous other acids well known in the pharmaceutical art. Pharmaceutically acceptable prodrugs refer to a compound that is metabolized, for example hydrolyzed or oxidized, in the host to form the compound of the present invention. Typical examples of prodrugs include compounds that have biologically labile protecting groups on a functional moiety of the active compound. Prodrugs include compounds that can be oxidized, reduced,
30 aminated, deaminated, hydroxylated, dehydroxylated, hydrolyzed, dehydrolyzed, alkylated, dealkylated, acylated, deacylated, phosphorylated, dephosphorylated to produce the active

compound. The compounds of this invention possess antiviral activity against HCV, or are metabolized to a compound that exhibits such activity.

III. Nucleotide Salt or Prodrug Formulations

In cases where compounds are sufficiently basic or acidic to form stable nontoxic acid or base salts, administration of the compound as a pharmaceutically acceptable salt may be appropriate. Examples of pharmaceutically acceptable salts are organic acid addition salts formed with acids, which form a physiological acceptable anion, for example, tosylate, methanesulfonate, acetate, citrate, malonate, tartarate, succinate, benzoate, ascorbate, α -ketoglutarate, and α -glycerophosphate. Suitable inorganic salts may also be formed, including, sulfate, nitrate, bicarbonate, and carbonate salts.

Pharmaceutically acceptable salts may be obtained using standard procedures well known in the art, for example by reacting a sufficiently basic compound such as an amine with a suitable acid affording a physiologically acceptable anion. Alkali metal (for example, sodium, potassium or lithium) or alkaline earth metal (for example calcium) salts of carboxylic acids can also be made.

Any of the nucleosides described herein can be administered as a nucleotide prodrug to increase the activity, bioavailability, stability or otherwise alter the properties of the nucleoside. A number of nucleotide prodrug ligands are known. In general, alkylation, acylation or other lipophilic modification of the mono, di or triphosphate of the nucleoside will increase the stability of the nucleotide. Examples of substituent groups that can replace one or more hydrogens on the phosphate moiety are alkyl, aryl, steroids, carbohydrates, including sugars, 1,2-diacylglycerol and alcohols. Many are described in R. Jones and N. Bischofberger, *Antiviral Research*, 27 (1995) 1-17. Any of these can be used in combination with the disclosed nucleosides to achieve a desired effect.

The active nucleoside can also be provided as a 5'-phosphoether lipid or a 5'-ether lipid, as disclosed in the following references, which are incorporated by reference herein: Kucera, L.S., N. Iyer, E. Leake, A. Raben, Modest E.K., D.L.W., and C. Piantadosi. 1990. "Novel membrane-interactive ether lipid analogs that inhibit infectious HIV-1 production and induce defective virus formation." *AIDS Res. Hum. Retro Viruses*. 6:491-501; Piantadosi, C., J. Marasco C.J., S.L. Morris-Natschke, K.L. Meyer, F. Gumus, J.R. Surles,

K.S. Ishaq, L.S. Kucera, N. Iyer, C.A. Wallen, S. Piantadosi, and E.J. Modest. 1991. "Synthesis and evaluation of novel ether lipid nucleoside conjugates for anti-HIV activity." *J. Med. Chem.* 34:1408.1414; Hosteller, K.Y., D.D. Richman, D.A. Carson, L.M. Stuhmiller, G.M. T. van Wijk, and H. van den Bosch. 1992. "Greatly enhanced inhibition of human immunodeficiency virus type 1 replication in CEM and HT4-6C cells by 3'-deoxythymidine diphosphate dimyristoylglycerol, a lipid prodrug of 3,-deoxythymidine." *Antimicrob. Agents Chemother.* 36:2025.2029; Hosetler, K.Y., L.M. Stuhmiller, H.B. Lenting, H. van den Bosch, and D.D. Richman, 1990. "Synthesis and antiretroviral activity of phospholipid analogs of azidothymidine and other antiviral nucleosides." *J. Biol. Chem.* 265:61127.

Nonlimiting examples of U.S. patents that disclose suitable lipophilic substituents that can be covalently incorporated into the nucleoside, preferably at the 5'-OH position of the nucleoside or lipophilic preparations, include U.S. Patent Nos. 5,149,794 (Sep. 22, 1992, Yatvin *et al.*); 5,194,654 (Mar. 16, 1993, Hostetler *et al.*); 5,223,263 (June 29, 1993, Hostetler *et al.*); 5,256,641 (Oct. 26, 1993, Yatvin *et al.*); 5,411,947 (May 2, 1995, Hostetler *et al.*); 5,463,092 (Oct. 31, 1995, Hostetler *et al.*); 5,543,389 (Aug. 6, 1996, Yatvin *et al.*); 5,543,390 (Aug. 6, 1996, Yatvin *et al.*); 5,543,391 (Aug. 6, 1996, Yatvin *et al.*); and 5,554,728 (Sep. 10, 1996; Basava *et al.*), all of which are incorporated herein by reference. Foreign patent applications that disclose lipophilic substituents that can be attached to the nucleosides of the present invention, or lipophilic preparations, include WO 89/02733, WO 90/00555, WO 91/16920, WO 91/18914, WO 93/00910, WO 94/26273, WO 96/15132, EP 0 350 287, EP 93917054.4, and WO 91/19721.

IV. Combination and Alternation Therapy

It has been recognized that drug-resistant variants of HCV can emerge after prolonged treatment with an antiviral agent. Drug resistance most typically occurs by mutation of a gene that encodes for an enzyme used in viral replication. The efficacy of a drug against HCV infection can be prolonged, augmented, or restored by administering the compound in combination or alternation with a second, and perhaps third, antiviral compound that induces a different mutation from that caused by the principle drug. Alternatively, the pharmacokinetics, biodistribution or other parameter of the drug can be altered by such combination or alternation therapy. In general, combination therapy is

typically preferred over alternation therapy because it induces multiple simultaneous stresses on the virus.

Nonlimiting examples of antiviral agents that can be used in combination with the compounds disclosed herein include:

5 (1) an interferon and/or ribavirin (Battaglia, A.M. *et al.*, Ann. Pharmacother. 34:487-494, 2000); Berenguer, M. *et al.* Antivir. Ther. 3(Suppl. 3):125-136, 1998);

10 (2) Substrate-based NS3 protease inhibitors (Attwood *et al.*, *Antiviral peptide derivatives*, PCT WO 98/22496, 1998; Attwood *et al.*, *Antiviral Chemistry and Chemotherapy* 10:259-273, 1999; Attwood *et al.*, *Preparation and use of amino acid derivatives as anti-viral agents*, German Patent Publication DE 19914474; Tung *et al.* *Inhibitors of serine proteases, particularly hepatitis C virus NS3 protease*, PCT WO 98/17679), including alphaketoamides and hydrazinoureas, and inhibitors that terminate in an electrophile such as a boronic acid or phosphonate. Llinas-Brunet *et al.*, *Hepatitis C inhibitor peptide analogues*, PCT WO 99/07734.

15 (3) Non-substrate-based inhibitors such as 2,4,6-trihydroxy-3-nitro-benzamide derivatives (Sudo K. *et al.*, *Biochemical and Biophysical Research Communications*, 238:643-647, 1997; Sudo K. *et al.* *Antiviral Chemistry and Chemotherapy* 9:186, 1998), including RD3-4082 and RD3-4078, the former substituted on the amide with a 14 carbon chain and the latter processing a *para*-phenoxyphenyl group;

20 (4) Thiazolidine derivatives which show relevant inhibition in a reverse-phase HPLC assay with an NS3/4A fusion protein and NS5A/5B substrate (Sudo K. *et al.*, *Antiviral Research* 32:9-18, 1996), especially compound RD-1-6250, possessing a fused cinnamoyl moiety substituted with a long alkyl chain, RD4 6205 and RD4 6193;

25 (5) Thiazolidines and benzanilides identified in Kakiuchi N. *et al.* *J. EBS Letters* 421:217-220; Takeshita N. *et al.* *Analytical Biochemistry* 247:242-246, 1997;

30 (6) A phenan-threnequinone possessing activity against HCV protease in a SDS-PAGE and autoradiography assay isolated from the fermentation culture broth of *Streptomyces* sp., Sch 68631 (Chu M. *et al.*, *Tetrahedron Letters* 37:7229-7232, 1996), and Sch 351633, isolated from the fungus *Penicillium griseofulvum*, which demonstrates activity in a scintillation proximity assay (Chu M. *et al.*, *Bioorganic and Medicinal Chemistry Letters* 9:1949-1952);

(7) Selective NS3 inhibitors based on the macromolecule elgin c, isolated from leech (Qasim M.A. *et al.*, *Biochemistry* 36:1598-1607, 1997);

(8) HCV helicase inhibitors (Diana G.D. *et al.*, *Compounds, compositions and methods for treatment of hepatitis C*, U.S. Patent No. 5,633,358; Diana G.D. *et al.*, *Piperidine derivatives, pharmaceutical compositions thereof and their use in the treatment of hepatitis C*, PCT WO 97/36554);

(9) HCV polymerase inhibitors such as nucleotide analogues, gliotoxin (Ferrari R. *et al.* *Journal of Virology* 73:1649-1654, 1999), and the natural product cerulenin (Lohmann V. *et al.*, *Virology* 249:108-118, 1998);

(10) Antisense phosphorothioate oligodeoxynucleotides (S-ODN) complementary to sequence stretches in the 5' non-coding region (NCR) of the HCV (Alt M. *et al.*, *Hepatology* 22:707-717, 1995), or nucleotides 326-348 comprising the 3' end of the NCR and nucleotides 371-388 located in the core coding region of the HCV RNA (Alt M. *et al.*, *Archives of Virology* 142:589-599, 1997; Galderisi U. *et al.*, *Journal of Cellular Physiology* 181:251-257, 1999);

(11) Inhibitors of IRES-dependent translation (Ikeda N *et al.*, *Agent for the prevention and treatment of hepatitis C*, Japanese Patent Publication JP-08268890; Kai Y. *et al.* *Prevention and treatment of viral diseases*, Japanese Patent Publication JP-10101591);

(12) Nuclease-resistant ribozymes. (Maccjak D.J. *et al.*, *Hepatology* 30 abstract 995, 1999); and

(13) Other miscellaneous compounds including 1-amino-alkylcyclohexanes (U.S. Patent No. 6,034,134 to Gold *et al.*), alkyl lipids (U.S. Patent No. 5,922,757 to Chojkier *et al.*), vitamin E and other antioxidants (U.S. Patent No. 5,922,757 to Chojkier *et al.*), squalene, amantadine, bile acids (U.S. Patent No. 5,846,964 to Ozeki *et al.*), N-(phosphonoacetyl)-L-aspartic acid, (U.S. Patent No. 5,830,905 to Diana *et al.*), benzenedicarboxamides (U.S. Patent No. 5,633,388 to Diana *et al.*), polyadenylic acid derivatives (U.S. Patent No. 5,496,546 to Wang *et al.*), 2',3'-dideoxyinosine (U.S. Patent No. 5,026,687 to Yarchoan *et al.*), and benzimidazoles (U.S. Patent No. 5,891,874 to Colacino *et al.*).

V. Pharmaceutical Compositions

Hosts, including humans, infected with HCV, or a gene fragment thereof, can be treated by administering to the patient an effective amount of the active compound or a pharmaceutically acceptable prodrug or salt thereof in the presence of a pharmaceutically acceptable carrier or diluent. The active materials can be administered by any appropriate route, for example, orally, parenterally, intravenously, intradermally, subcutaneously, or topically, in liquid or solid form.

A preferred dose of the compound for HCV will be in the range from about 1 to 50 mg/kg, preferably 1 to 20 mg/kg, of body weight per day, more generally 0.1 to about 100 mg per kilogram body weight of the recipient per day. The effective dosage range of the pharmaceutically acceptable salts and prodrugs can be calculated based on the weight of the parent nucleoside to be delivered. If the salt or prodrug exhibits activity in itself, the effective dosage can be estimated as above using the weight of the salt or prodrug, or by other means known to those skilled in the art.

The compound is conveniently administered in unit any suitable dosage form, including but not limited to one containing 7 to 3000 mg, preferably 70 to 1400 mg of active ingredient per unit dosage form. A oral dosage of 50-1000 mg is usually convenient.

Ideally the active ingredient should be administered to achieve peak plasma concentrations of the active compound of from about 0.2 to 70 μ M, preferably about 1.0 to 10 μ M. This may be achieved, for example, by the intravenous injection of a 0.1 to 5% solution of the active ingredient, optionally in saline, or administered as a bolus of the active ingredient.

The concentration of active compound in the drug composition will depend on absorption, inactivation and excretion rates of the drug as well as other factors known to those of skill in the art. It is to be noted that dosage values will also vary with the severity of the condition to be alleviated. It is to be further understood that for any particular subject, specific dosage regimens should be adjusted over time according to the individual need and the professional judgment of the person administering or supervising the administration of the compositions, and that the concentration ranges set forth herein are exemplary only and are not intended to limit the scope or practice of the claimed composition. The active ingredient may be administered at once, or may be divided into a number of smaller doses to be administered at varying intervals of time.

A preferred mode of administration of the active compound is oral. Oral compositions will generally include an inert diluent or an edible carrier. They may be enclosed in gelatin capsules or compressed into tablets. For the purpose of oral therapeutic administration, the active compound can be incorporated with excipients and used in the form of tablets, troches, or capsules. Pharmaceutically compatible binding agents, and/or adjuvant materials can be included as part of the composition.

The tablets, pills, capsules, troches and the like can contain any of the following ingredients, or compounds of a similar nature: a binder such as microcrystalline cellulose, gum tragacanth or gelatin; an excipient such as starch or lactose, a disintegrating agent such as alginic acid, Primogel, or corn starch; a lubricant such as magnesium stearate or Sterotes; a glidant such as colloidal silicon dioxide; a sweetening agent such as sucrose or saccharin; or a flavoring agent such as peppermint, methyl salicylate, or orange flavoring. When the dosage unit form is a capsule, it can contain, in addition to material of the above type, a liquid carrier such as a fatty oil. In addition, dosage unit forms can contain various other materials which modify the physical form of the dosage unit, for example, coatings of sugar, shellac, or other enteric agents.

The compound can be administered as a component of an elixir, suspension, syrup, wafer, chewing gum or the like. A syrup may contain, in addition to the active compounds, sucrose as a sweetening agent and certain preservatives, dyes and colorings and flavors.

The compound or a pharmaceutically acceptable prodrug or salts thereof can also be mixed with other active materials that do not impair the desired action, or with materials that supplement the desired action, such as antibiotics, antifungals, anti-inflammatories, or other antivirals, including other nucleoside compounds. Solutions or suspensions used for parenteral, intradermal, subcutaneous, or topical application can include the following components: a sterile diluent such as water for injection, saline solution, fixed oils, polyethylene glycols, glycerine, propylene glycol or other synthetic solvents; antibacterial agents such as benzyl alcohol or methyl parabens; antioxidants such as ascorbic acid or sodium bisulfite; chelating agents such as ethylenediaminetetraacetic acid; buffers such as acetates, citrates or phosphates and agents for the adjustment of tonicity such as sodium chloride or dextrose. The parental preparation can be enclosed in ampoules, disposable syringes or multiple dose vials made of glass or plastic.

If administered intravenously, preferred carriers are physiological saline or phosphate buffered saline (PBS).

In a preferred embodiment, the active compounds are prepared with carriers that will protect the compound against rapid elimination from the body, such as a controlled release formulation, including implants and microencapsulated delivery systems. Biodegradable, biocompatible polymers can be used, such as ethylene vinyl acetate, polyanhydrides, polyglycolic acid, collagen, polyorthoesters and polylactic acid. Methods for preparation of such formulations will be apparent to those skilled in the art. The materials can also be obtained commercially from Alza Corporation.

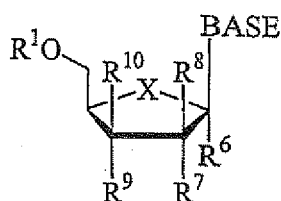
Liposomal suspensions (including liposomes targeted to infected cells with monoclonal antibodies to viral antigens) are also preferred as pharmaceutically acceptable carriers. These may be prepared according to methods known to those skilled in the art, for example, as described in U.S. Patent No. 4,522,811 (which is incorporated herein by reference in its entirety). For example, liposome formulations may be prepared by dissolving appropriate lipid(s) (such as stearyl phosphatidyl ethanolamine, stearyl phosphatidyl choline, arachadoyl phosphatidyl choline, and cholesterol) in an inorganic solvent that is then evaporated, leaving behind a thin film of dried lipid on the surface of the container. An aqueous solution of the active compound or its monophosphate, diphosphate, and/or triphosphate derivatives is then introduced into the container. The container is then swirled by hand to free lipid material from the sides of the container and to disperse lipid aggregates, thereby forming the liposomal suspension.

VI. Processes for the Preparation of Active Compounds

The nucleosides of the present invention can be synthesized by any means known in the art. In particular, the synthesis of the present nucleosides can be achieved by either alkylating the appropriately modified sugar, followed by glycosylation or glycosylation followed by alkylation of the nucleoside. The following non-limiting embodiments illustrate some general methodology to obtain the nucleosides of the present invention.

A. General Synthesis of 1'-C-Branched Nucleosides

1'-C-Branched ribonucleosides of the following structure:



wherein BASE is a purine or pyrimidine base as defined herein;

R^7 and R^9 are independently hydrogen, OR^2 , hydroxy, alkyl (including lower alkyl), azido, cyano, alkenyl, alkynyl, Br-vinyl, $-C(O)O(alkyl)$, $-C(O)O(lower\ alkyl)$, $-O(acyl)$, $-O(lower\ acyl)$, $-O(alkyl)$, $-O(lower\ alkyl)$, $-O(alkenyl)$, chlorine, bromine, iodine, NO_2 , NH_2 , $-NH(lower\ alkyl)$, $-NH(acyl)$, $-N(lower\ alkyl)_2$, $-N(acyl)_2$;

R^8 and R^{10} are independently H, alkyl (including lower alkyl), chlorine, bromine or iodine; alternatively, R^7 and R^9 , R^7 and R^{10} , R^8 and R^9 , or R^8 and R^{10} can come together to form a pi bond;

R^1 and R^2 are independently H; phosphate (including monophosphate, diphosphate, triphosphate, or a stabilized phosphate prodrug); acyl (including lower acyl); alkyl (including lower alkyl); sulfonate ester including alkyl or arylalkyl sulfonyl including methanesulfonyl and benzyl, wherein the phenyl group is optionally substituted with one or more substituents as described in the definition of aryl given herein; a lipid, including a phospholipid; an amino acid; a carbohydrate; a peptide; a cholesterol; or other pharmaceutically acceptable leaving group which when administered *in vivo* is capable of providing a compound wherein R^1 or R^2 is independently H or phosphate;

R^6 is an alkyl, chloro-, bromo-, fluoro-, or iodo-alkyl (i.e. CF_3), alkenyl, or alkynyl (i.e. allyl); and

X is O, S, SO_2 or CH_2

can be prepared by one of the following general methods.

1) Modification from the lactone

The key starting material for this process is an appropriately substituted lactone. The lactone can be purchased or can be prepared by any known means including standard epimerization, substitution and cyclization techniques. The lactone can be optionally

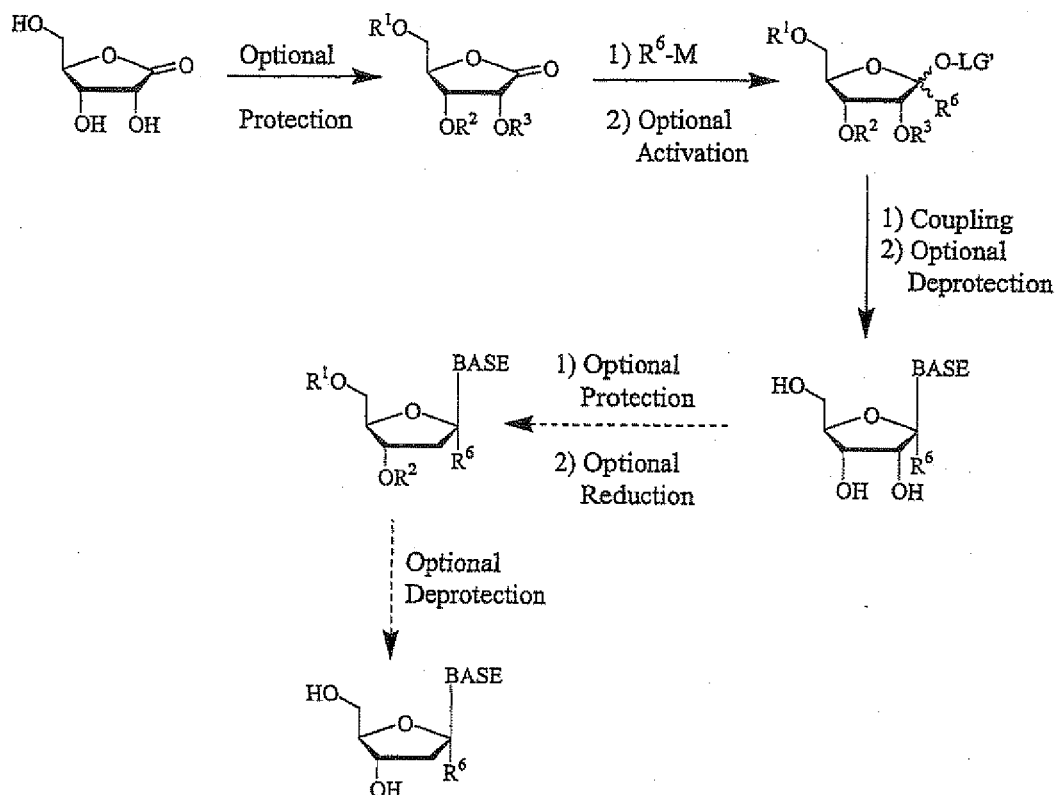
protected with a suitable protecting group, preferably with an acyl or silyl group, by methods well known to those skilled in the art, as taught by Greene *et al.* Protective Groups in Organic Synthesis, John Wiley and Sons, Second Edition, 1991. The protected lactone can then be coupled with a suitable coupling agent, such as an organometallic carbon nucleophile, such as a Grignard reagent, an organolithium, lithium dialkylcopper or R⁶-SiMe₃ in TBAF with the appropriate non-protic solvent at a suitable temperature, to give the 1'-alkylated sugar.

The optionally activated sugar can then be coupled to the BASE by methods well known to those skilled in the art, as taught by Townsend Chemistry of Nucleosides and Nucleotides, Plenum Press, 1994. For example, an acylated sugar can be coupled to a silylated base with a lewis acid, such as tin tetrachloride, titanium tetrachloride or trimethylsilyltriflate in the appropriate solvent at a suitable temperature.

Subsequently, the nucleoside can be deprotected by methods well known to those skilled in the art, as taught by Greene *et al.* Protective Groups in Organic Synthesis, John Wiley and Sons, Second Edition, 1991.

In a particular embodiment, the 1'-C-branched ribonucleoside is desired. The synthesis of a ribonucleoside is shown in Scheme 1. Alternatively, deoxyribo-nucleoside is desired. To obtain these nucleosides, the formed ribonucleoside can optionally be protected by methods well known to those skilled in the art, as taught by Greene *et al.* Protective Groups in Organic Synthesis, John Wiley and Sons, Second Edition, 1991, and then the 2'-OH can be reduced with a suitable reducing agent. Optionally, the 2'-hydroxyl can be activated to facilitate reduction; i.e. via the Barton reduction.

Scheme 1



2. Alternative method for the preparation of 1'-C-branched nucleosides

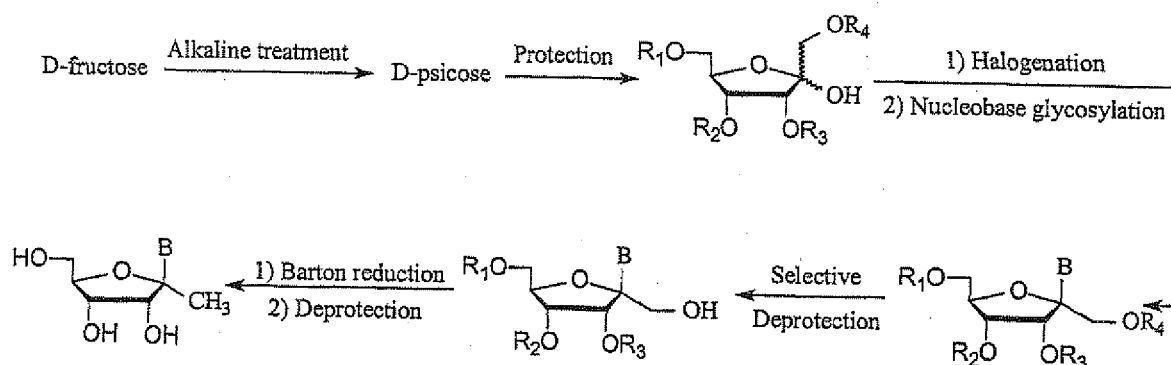
The key starting material for this process is an appropriately substituted hexose. The hexose can be purchased or can be prepared by any known means including standard epimerization, such as alkaline treatment, substitution and coupling techniques. The hexose can be selectively protected to give the appropriate hexa-furanose, as taught by Townsend Chemistry of Nucleosides and Nucleotides, Plenum Press, 1994.

The 1'-hydroxyl can be optionally activated to a suitable leaving group such as an acyl group or a chloro, bromo, fluoro, iodo via acylation or halogenation, respectively. The optionally activated sugar can then be coupled to the BASE by methods well known to those skilled in the art, as taught by Townsend Chemistry of Nucleosides and Nucleotides, Plenum Press, 1994. For example, an acylated sugar can be coupled to a silylated base with a lewis acid, such as tin tetrachloride, titanium tetrachloride or trimethylsilyltriflate in the appropriate solvent at a suitable temperature. Alternatively, a halo-sugar can be coupled to a silylated base with the presence of trimethylsilyltriflate.

The 1'-CH₂-OH, if protected, can be selectively deprotected by methods well known in the art. The resultant primary hydroxyl can be functionalized to yield various C-branched nucleosides. For example, the primary hydroxyl can be reduced to give the methyl, using a suitable reducing agent. Alternatively, the hydroxyl can be activated prior to reduction to facilitate the reaction; i.e. via the Barton reduction. In an alternate embodiment, the primary hydroxyl can be oxidized to the aldehyde, then coupled with a carbon nucleophile, such as a Grignard reagent, an organolithium, lithium dialkylcopper or R⁶-SiMe₃ in TBAF with the appropriate non-protic solvent at a suitable temperature.

In a particular embodiment, the 1'-C-branched ribonucleoside is desired. The synthesis of a ribonucleoside is shown in Scheme 2. Alternatively, deoxyribo-nucleoside is desired. To obtain these nucleosides, the formed ribonucleoside can optionally be protected by methods well known to those skilled in the art, as taught by Greene *et al.* Protective Groups in Organic Synthesis, John Wiley and Sons, Second Edition, 1991, and then the 2'-OH can be reduced with a suitable reducing agent. Optionally, the 2'-hydroxyl can be activated to facilitate reduction; i.e. via the Barton reduction.

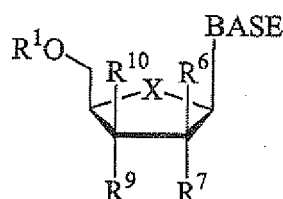
Scheme 2



In addition, the L-enantiomers corresponding to the compounds of the invention can be prepared following the same general methods (1 or 2), beginning with the corresponding L-sugar or nucleoside L-enantiomer as starting material.

B. General Synthesis of 2'-C-Branched Nucleosides

2'-C-Branched ribonucleosides of the following structure:



wherein BASE is a purine or pyrimidine base as defined herein;

5 R⁷ and R⁹ are independently hydrogen, OR², hydroxy, alkyl (including lower alkyl), azido, cyano, alkenyl, alkynyl, Br-vinyl, -C(O)O(alkyl), -C(O)O(lower alkyl), -O(acyl), -O(lower acyl), -O(alkyl), -O(lower alkyl), -O(alkenyl), chlorine, bromine, iodine, NO₂, NH₂, -NH(lower alkyl), -NH(acyl), -N(lower alkyl)₂, -N(acyl)₂;

R¹⁰ is H, alkyl (including lower alkyl), chlorine, bromine or iodine;

10 alternatively, R⁷ and R⁹, or R⁷ and R¹⁰ can come together to form a pi bond;

15 R¹ and R² are independently H; phosphate (including monophosphate, diphosphate, triphosphate, or a stabilized phosphate prodrug); acyl (including lower acyl); alkyl (including lower alkyl); sulfonate ester including alkyl or arylalkyl sulfonyl including methanesulfonyl and benzyl, wherein the phenyl group is optionally substituted with one or more substituents as described in the definition of aryl given herein; a lipid, including a phospholipid; an amino acid; a carbohydrate; a peptide; a cholesterol; or other pharmaceutically acceptable leaving group which when administered *in vivo* is capable of providing a compound wherein R¹ or R² is independently H or phosphate;

20 R⁶ is an alkyl, chloro-, bromo-, fluoro-, iodo-alkyl (i.e. CF₃), alkenyl, or alkynyl (i.e. allyl);
and

X is O, S, SO₂ or CH₂

can be prepared by one of the following general methods.

1. *Glycosylation of the nucleobase with an appropriately modified sugar*

25 The key starting material for this process is an appropriately substituted sugar with a 2'-OH and 2'-H, with the appropriate leaving group (LG), for example an acyl group or a

chloro, bromo, fluoro or iodo. The sugar can be purchased or can be prepared by any known means including standard epimerization, substitution, oxidation and reduction techniques. The substituted sugar can then be oxidized with the appropriate oxidizing agent in a compatible solvent at a suitable temperature to yield the 2'-modified sugar. Possible oxidizing agents are Jones reagent (a mixture of chromic acid and sulfuric acid), Collins's reagent (dipyridine Cr(VI) oxide, Corey's reagent (pyridinium chlorochromate), pyridinium dichromate, acid dichromate, potassium permanganate, MnO₂, ruthenium tetroxide, phase transfer catalysts such as chromic acid or permanganate supported on a polymer, Cl₂-pyridine, H₂O₂-ammonium molybdate, NaBrO₂-CAN, NaOCl in HOAc, copper chromite, copper oxide, Raney nickel, palladium acetate, Meerwin-Pondorf-Verley reagent (aluminum *t*-butoxide with another ketone) and *N*-bromosuccinimide.

Then coupling of an organometallic carbon nucleophile, such as a Grignard reagent, an organolithium, lithium dialkylcopper or R⁶-SiMe₃ in TBAF with the ketone with the appropriate non-protic solvent at a suitable temperature, yields the 2'-alkylated sugar. The alkylated sugar can be optionally protected with a suitable protecting group, preferably with an acyl or silyl group, by methods well known to those skilled in the art, as taught by Greene *et al.* Protective Groups in Organic Synthesis, John Wiley and Sons, Second Edition, 1991.

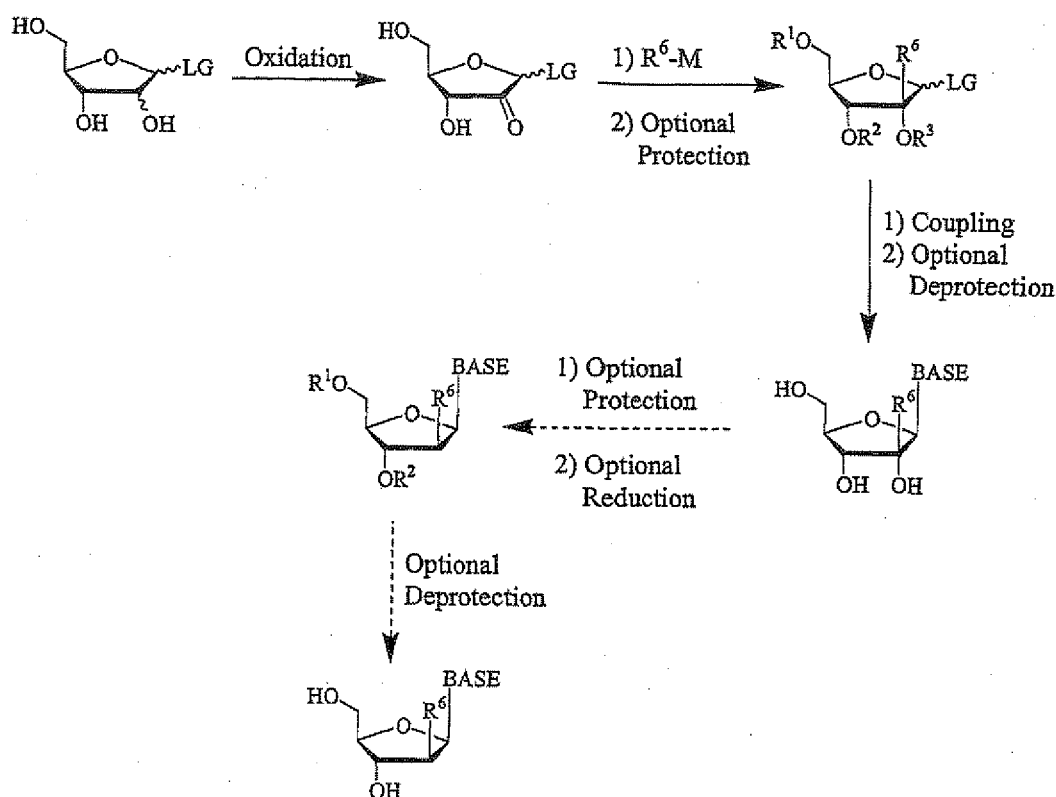
The optionally protected sugar can then be coupled to the BASE by methods well known to those skilled in the art, as taught by Townsend Chemistry of Nucleosides and Nucleotides, Plenum Press, 1994. For example, an acylated sugar can be coupled to a silylated base with a lewis acid, such as tin tetrachloride, titanium tetrachloride or trimethylsilyltriflate in the appropriate solvent at a suitable temperature. Alternatively, a halo-sugar can be coupled to a silylated base with the presence of trimethylsilyltriflate.

Subsequently, the nucleoside can be deprotected by methods well known to those skilled in the art, as taught by Greene *et al.* Protective Groups in Organic Synthesis, John Wiley and Sons, Second Edition, 1991.

In a particular embodiment, the 2'-C-branched ribonucleoside is desired. The synthesis of a ribonucleoside is shown in Scheme 3. Alternatively, deoxyribo-nucleoside is desired. To obtain these nucleosides, the formed ribonucleoside can optionally be protected by methods well known to those skilled in the art, as taught by Greene *et al.* Protective Groups in Organic Synthesis, John Wiley and Sons, Second Edition, 1991, and then the 2'-

OH can be reduced with a suitable reducing agent. Optionally, the 2'-hydroxyl can be activated to facilitate reduction; i.e. via the Barton reduction.

Scheme 3



5

2. Modification of a pre-formed nucleoside

The key starting material for this process is an appropriately substituted nucleoside with a 2'-OH and 2'-H. The nucleoside can be purchased or can be prepared by any known means including standard coupling techniques. The nucleoside can be optionally protected with suitable protecting groups, preferably with acyl or silyl groups, by methods well known to those skilled in the art, as taught by Greene *et al.* Protective Groups in Organic Synthesis, John Wiley and Sons, Second Edition, 1991.

10

The appropriately protected nucleoside can then be oxidized with the appropriate oxidizing agent in a compatible solvent at a suitable temperature to yield the 2'-modified sugar. Possible oxidizing agents are Jones reagent (a mixture of chromic acid and sulfuric acid), Collins's reagent (dipyridine $Cr(VI)$ oxide, Corey's reagent (pyridinium chlorochromate), pyridinium dichromate, acid dichromate, potassium permanganate, MnO_2 ,

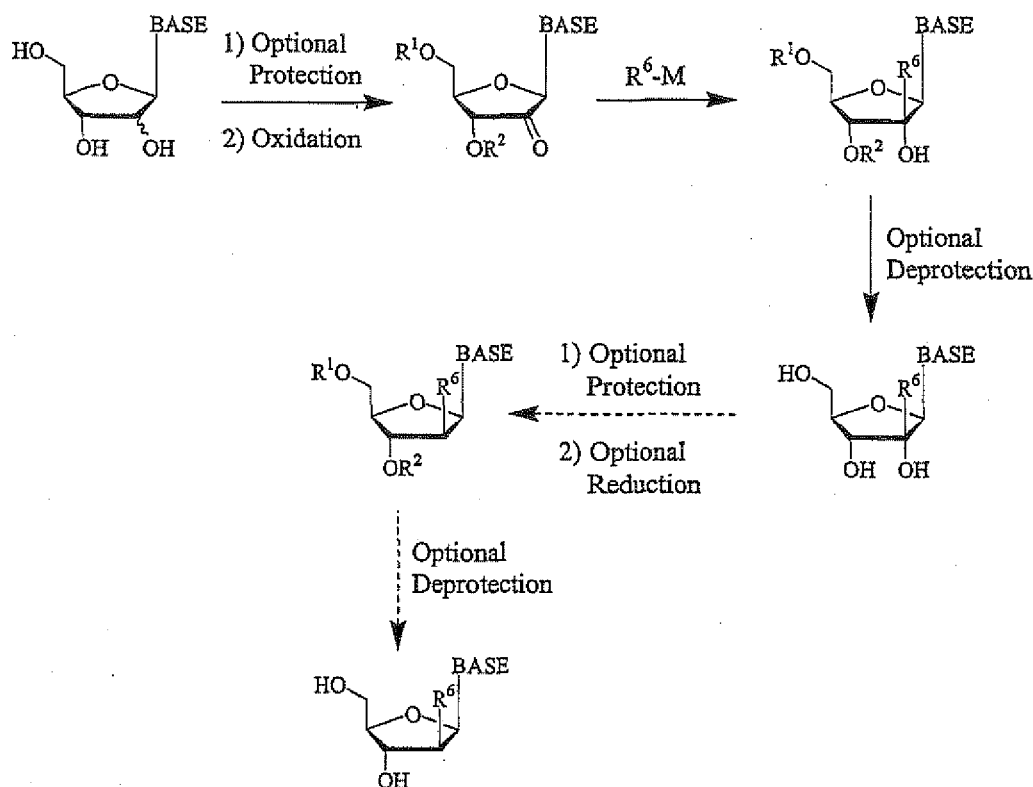
15

ruthenium tetroxide, phase transfer catalysts such as chromic acid or permanganate supported on a polymer, Cl₂-pyridine, H₂O₂-ammonium molybdate, NaBrO₂-CAN, NaOCl in HOAc, copper chromite, copper oxide, Raney nickel, palladium acetate, Meerwin-Pondorf-Verley reagent (aluminum *t*-butoxide with another ketone) and *N*-bromosuccinimide.

Subsequently, the nucleoside can be deprotected by methods well known to those skilled in the art, as taught by GreeneGreene *et al.* Protective Groups in Organic Synthesis, John Wiley and Sons, Second Edition, 1991.

In a particular embodiment, the 2'-C-branched ribonucleoside is desired. The synthesis of a ribonucleoside is shown in Scheme 4. Alternatively, deoxyribo-nucleoside is desired. To obtain these nucleosides, the formed ribonucleoside can optionally be protected by methods well known to those skilled in the art, as taught by Greene *et al.* Protective Groups in Organic Synthesis, John Wiley and Sons, Second Edition, 1991, and then the 2'-OH can be reduced with a suitable reducing agent. Optionally, the 2'-hydroxyl can be activated to facilitate reduction; i.e. via the Barton reduction.

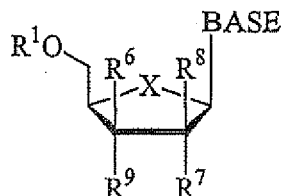
Scheme 4



In another embodiment of the invention, the L-enantiomers are desired. Therefore, the L-enantiomers can be corresponding to the compounds of the invention can be prepared following the same foregoing general methods, beginning with the corresponding L-sugar or nucleoside L-enantiomer as starting material.

C. General Synthesis of 3'-C-Branched Nucleosides

3'-C-Branched ribonucleosides of the following structure:



wherein BASE is a purine or pyrimidine base as defined herein;

R⁷ and R⁹ are independently hydrogen, OR², hydroxy, alkyl (including lower alkyl), azido, cyano, alkenyl, alkynyl, Br-vinyl, -C(O)O(alkyl), -C(O)O(lower alkyl), -O(acyl), -O(lower

acyl), -O(alkyl), -O(lower alkyl), -O(alkenyl), chlorine, bromine, iodine, NO₂, NH₂, -NH(lower alkyl), -NH(acyl), -N(lower alkyl)₂, -N(acyl)₂;

R⁸ is H, alkyl (including lower alkyl), chlorine, bromine or iodine;

alternatively, R⁷ and R⁹, or R⁸ and R⁹ can come together to form a pi bond;

5 R¹ and R² are independently H; phosphate (including monophosphate, diphosphate, triphosphate, or a stabilized phosphate prodrug); acyl (including lower acyl); alkyl (including lower alkyl); sulfonate ester including alkyl or arylalkyl sulfonyl including methanesulfonyl and benzyl, wherein the phenyl group is optionally substituted with one or more substituents as described in the definition of aryl given herein; a lipid, including a
10 phospholipid; an amino acid; a carbohydrate; a peptide; a cholesterol; or other pharmaceutically acceptable leaving group which when administered *in vivo* is capable of providing a compound wherein R¹ or R² is independently H or phosphate;

R⁶ is an alkyl, chloro-, fluoro-, bromo-, iodo-alkyl (i.e. CF₃), alkenyl, or alkynyl (i.e. allyl); and

15 X is O, S, SO₂ or CH₂

can be prepared by one of the following general methods.

1. Glycosylation of the nucleobase with an appropriately modified sugar

The key starting material for this process is an appropriately substituted sugar
20 with a 3'-OH and 3'-H, with the appropriate leaving group (LG), for example an acyl group or a chloro, bromo, fluoro, iodo. The sugar can be purchased or can be prepared by any known means including standard epimerization, substitution, oxidation and reduction techniques. The substituted sugar can then be oxidized with the appropriate oxidizing agent in a compatible solvent at a suitable temperature to
25 yield the 3'-modified sugar. Possible oxidizing agents are Jones reagent (a mixture of chromic acid and sulfuric acid), Collins's reagent (dipyridine Cr(VI) oxide, Corey's reagent (pyridinium chlorochromate), pyridinium dichromate, acid dichromate, potassium permanganate, MnO₂, ruthenium tetroxide, phase transfer catalysts such as chromic acid or permanganate supported on a polymer, Cl₂-

pyridine, H₂O₂-ammonium molybdate, NaBrO₂-CAN, NaOCl in HOAc, copper chromite, copper oxide, Raney nickel, palladium acetate, Meerwin-Pondorf-Verley reagent (aluminum *t*-butoxide with another ketone) and *N*-bromosuccinimide.

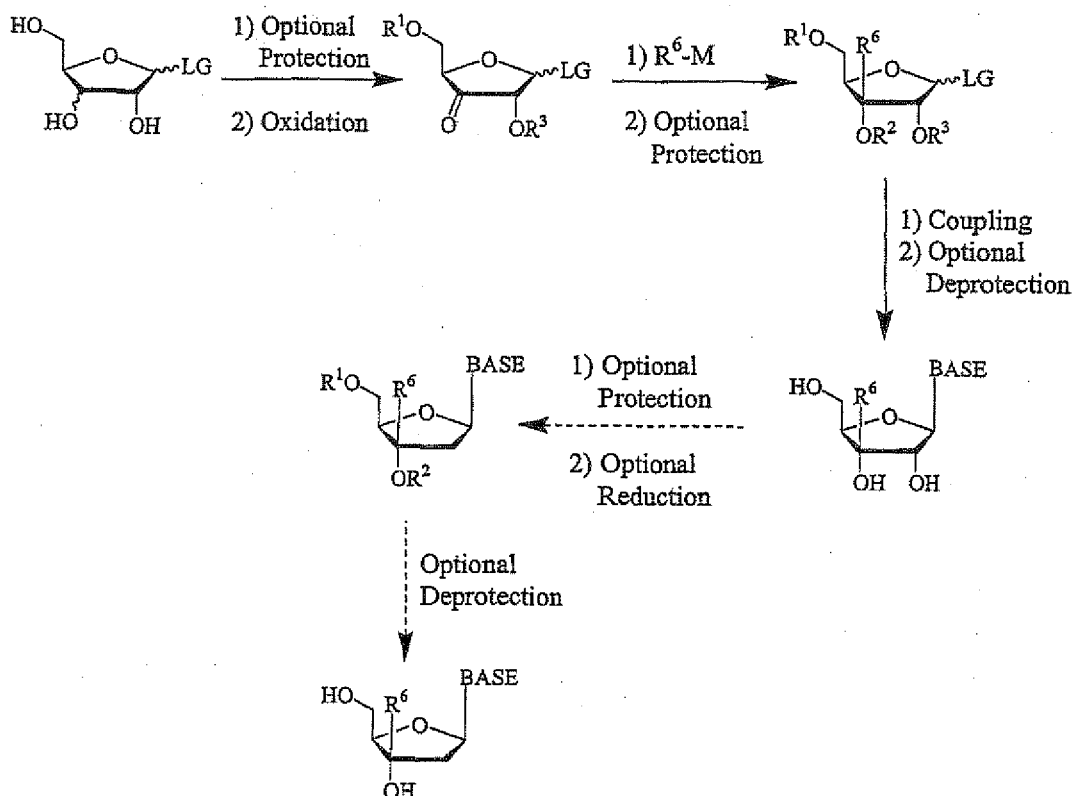
Then coupling of an organometallic carbon nucleophile, such as a Grignard reagent, an organolithium, lithium dialkylcopper or R⁶-SiMe₃ in TBAF with the ketone with the appropriate non-protic solvent at a suitable temperature, yields the 3'-C-branched sugar. The 3'-C-branched sugar can be optionally protected with a suitable protecting group, preferably with an acyl or silyl group, by methods well known to those skilled in the art, as taught by Greene *et al.* Protective Groups in Organic Synthesis, John Wiley and Sons, Second Edition, 1991.

The optionally protected sugar can then be coupled to the BASE by methods well known to those skilled in the art, as taught by Townsend Chemistry of Nucleosides and Nucleotides, Plenum Press, 1994. For example, an acylated sugar can be coupled to a silylated base with a lewis acid, such as tin tetrachloride, titanium tetrachloride or trimethylsilyltriflate in the appropriate solvent at a suitable temperature. Alternatively, a halo-sugar can be coupled to a silylated base with the presence of trimethylsilyltriflate.

Subsequently, the nucleoside can be deprotected by methods well known to those skilled in the art, as taught by Greene *et al.* Protective Groups in Organic Synthesis, John Wiley and Sons, Second Edition, 1991.

In a particular embodiment, the 3'-C-branched ribonucleoside is desired. The synthesis of a ribonucleoside is shown in **Scheme 5**. Alternatively, deoxyribonucleoside is desired. To obtain these nucleosides, the formed ribonucleoside can optionally be protected by methods well known to those skilled in the art, as taught by Greene *et al.* Protective Groups in Organic Synthesis, John Wiley and Sons, Second Edition, 1991, and then the 2'-OH can be reduced with a suitable reducing agent. Optionally, the 2'-hydroxyl can be activated to facilitate reduction; i.e. via the Barton reduction.

Scheme 5



2. Modification of a pre-formed nucleoside

The key starting material for this process is an appropriately substituted nucleoside with a 3'-OH and 3'-H. The nucleoside can be purchased or can be prepared by any known means including standard coupling techniques. The nucleoside can be optionally protected with suitable protecting groups, preferably with acyl or silyl groups, by methods well known to those skilled in the art, as taught by Greene *et al.* Protective Groups in Organic Synthesis, John Wiley and Sons, Second Edition, 1991.

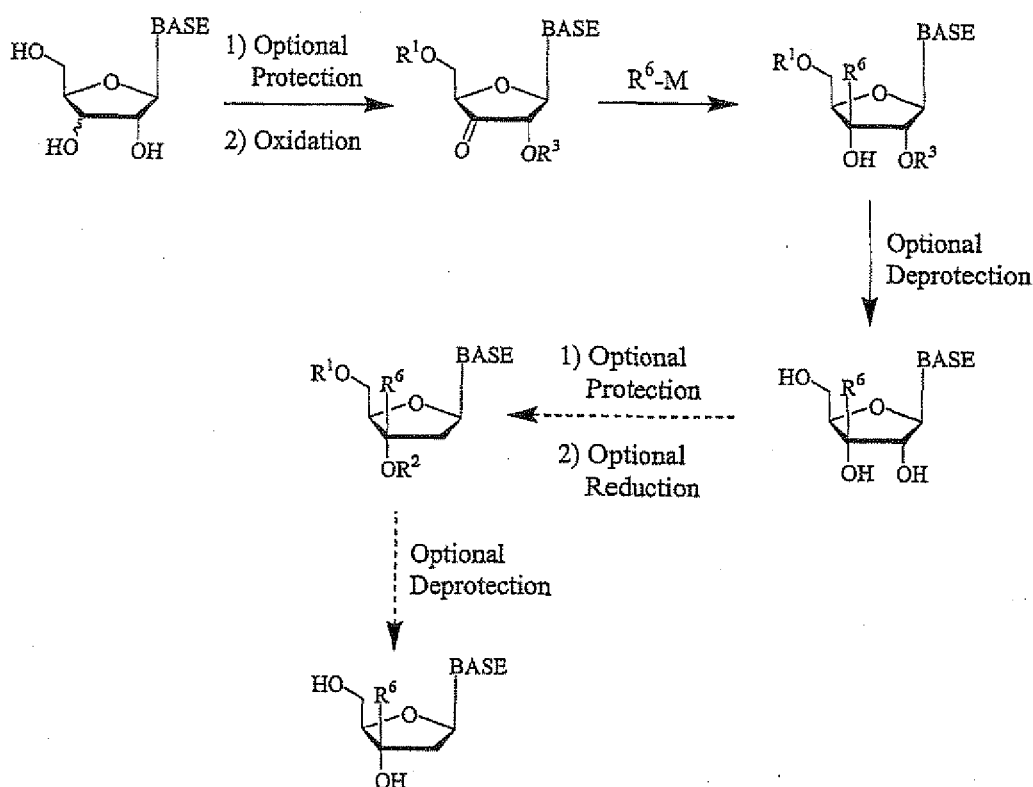
The appropriately protected nucleoside can then be oxidized with the appropriate oxidizing agent in a compatible solvent at a suitable temperature to yield the 2'-modified sugar. Possible oxidizing agents are Jones reagent (a mixture of chromic acid and sulfuric acid), Collins's reagent (dipyridine Cr(VI) oxide), Corey's reagent (pyridinium chlorochromate), pyridinium dichromate, acid dichromate, potassium permanganate, MnO₂, ruthenium tetroxide, phase transfer catalysts such

as chromic acid or permanganate supported on a polymer, Cl_2 -pyridine, H_2O_2 -ammonium molybdate, NaBrO_2 -CAN, NaOCl in HOAc, copper chromite, copper oxide, Raney nickel, palladium acetate, Meerwin-Pondorf-Verley reagent (aluminum *t*-butoxide with another ketone) and *N*-bromosuccinimide.

Subsequently, the nucleoside can be deprotected by methods well known to those skilled in the art, as taught by Greene *et al.* Protective Groups in Organic Synthesis, John Wiley and Sons, Second Edition, 1991.

In a particular embodiment, the 3'-C-branched ribonucleoside is desired. The synthesis of a ribonucleoside is shown in Scheme 6. Alternatively, deoxyribo-nucleoside is desired. To obtain these nucleosides, the formed ribonucleoside can optionally be protected by methods well known to those skilled in the art, as taught by Greene *et al.* Protective Groups in Organic Synthesis, John Wiley and Sons, Second Edition, 1991, and then the 2'-OH can be reduced with a suitable reducing agent. Optionally, the 2'-hydroxyl can be activated to facilitate reduction; i.e. via the Barton reduction.

Scheme 6



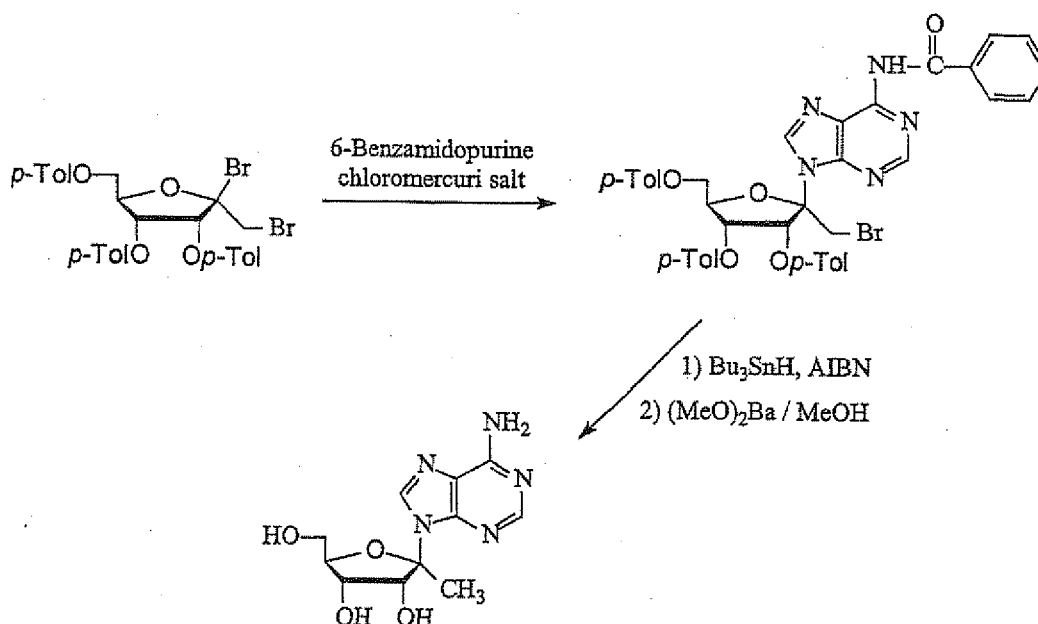
In another embodiment of the invention, the L-enantiomers are desired. Therefore, the L-enantiomers can be corresponding to the compounds of the invention can be prepared following the same foregoing general methods, beginning with the corresponding L-sugar or nucleoside L-enantiomer as starting material.

Examples

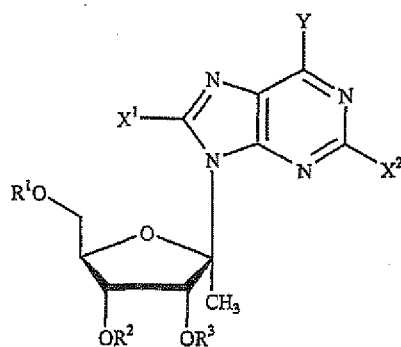
Example 1: Preparation of 1'-C-methylriboadenine via 6-amino-9-(1-deoxy-β-D-psicofuranosyl)purine

As another alternative method of preparation, the title compound could also be prepared according to a published procedure (J. Farkas, and F. Sorm, "Nucleic acid components and their analogues. XCIV. Synthesis of 6-amino-9-(1-deoxy-β-D-psicofuranosyl)purine", *Collect. Czech. Chem. Commun.* 1967, 32, 2663-2667. J. Farkas", *Collect. Czech. Chem. Commun.* 1966, 31, 1535) (Scheme 7).

Scheme 7



In a similar manner, but using the appropriate sugar and pyrimidine or purine bases, the following nucleosides of Formula I are prepared.



(I)

wherein:

R^1	R^2	R^3	X^1	X^2	Y
H	H	H	H	H	H
H	H	H	H	H	NH_2
H	H	H	H	H	NH-cyclopropyl
H	H	H	H	H	NH-methyl
H	H	H	H	H	NH-ethyl
H	H	H	H	H	NH-acetyl
H	H	H	H	H	OH
H	H	H	H	H	OMe
H	H	H	H	H	OBt
H	H	H	H	H	O-cyclopropyl
H	H	H	H	H	O-acetyl
H	H	H	H	H	SH
H	H	H	H	H	SMe
H	H	H	H	H	SEt
H	H	H	H	H	S-cyclopropyl
H	H	H	H	H	F
H	H	H	H	H	Cl
H	H	H	H	H	Br
H	H	H	H	H	I
monophosphate	H	H	H	H	NH_2
monophosphate	H	H	H	H	NH-acetyl
monophosphate	H	H	H	H	NH-cyclopropyl

R ¹	R ²	R ³	X ¹	X ²	Y
monophosphate	H	H	H	H	NH-methyl
monophosphate	H	H	H	H	NH-ethyl
monophosphate	H	H	H	H	OH
monophosphate	H	H	H	H	O-acetyl
monophosphate	H	H	H	H	OMe
monophosphate	H	H	H	H	OEt
monophosphate	H	H	H	H	O-cyclopropyl
monophosphate	H	H	H	H	SH
monophosphate	H	H	H	H	SMe
monophosphate	H	H	H	H	SEt
monophosphate	H	H	H	H	S-cyclopropyl
monophosphate	H	H	H	H	F
monophosphate	H	H	H	H	Cl
monophosphate	H	H	H	H	Br
monophosphate	H	H	H	H	I
diphosphate	H	H	H	H	NH ₂
diphosphate	H	H	H	H	NH-acetyl
diphosphate	H	H	H	H	NH-cyclopropyl
diphosphate	H	H	H	H	NH-methyl
diphosphate	H	H	H	H	NH-ethyl
diphosphate	H	H	H	H	OH
diphosphate	H	H	H	H	O-acetyl
diphosphate	H	H	H	H	OMe
diphosphate	H	H	H	H	OEt
diphosphate	H	H	H	H	O-cyclopropyl
diphosphate	H	H	H	H	SH
diphosphate	H	H	H	H	SMe
diphosphate	H	H	H	H	SEt
diphosphate	H	H	H	H	S-cyclopropyl
diphosphate	H	H	H	H	F
diphosphate	H	H	H	H	Cl

R ¹	R ²	R ³	X ¹	X ²	Y
diphosphate	H	H	H	H	Br
diphosphate	H	H	H	H	I
triphosphate	H	H	H	H	NH ₂
triphosphate	H	H	H	H	NH-acetyl
triphosphate	H	H	H	H	NH-cyclopropyl
triphosphate	H	H	H	H	NH-methyl
triphosphate	H	H	H	H	NH-ethyl
triphosphate	H	H	H	H	OH
triphosphate	H	H	H	H	OMe
triphosphate	H	H	H	H	OEt
triphosphate	H	H	H	H	O-cyclopropyl
triphosphate	H	H	H	H	O-acetyl
triphosphate	H	H	H	H	SH
triphosphate	H	H	H	H	SMe
triphosphate	H	H	H	H	SEt
triphosphate	H	H	H	H	S-cyclopropyl
triphosphate	H	H	H	H	F
triphosphate	H	H	H	H	Cl
triphosphate	H	H	H	H	Br
triphosphate	H	H	H	H	I
monophosphate	monophosphate	monophosphate	H	H	NH ₂
monophosphate	monophosphate	monophosphate	H	H	NH-cyclopropyl
monophosphate	monophosphate	monophosphate	H	H	OH
monophosphate	monophosphate	monophosphate	H	H	F
monophosphate	monophosphate	monophosphate	H	H	Cl
diphosphate	diphosphate	diphosphate	H	H	NH ₂
diphosphate	diphosphate	diphosphate	H	H	NH-cyclopropyl
diphosphate	diphosphate	diphosphate	H	H	OH
diphosphate	diphosphate	diphosphate	H	H	F
diphosphate	diphosphate	diphosphate	H	H	Cl
triphosphate	triphosphate	triphosphate	H	H	NH ₂

R ¹	R ²	R ³	X ¹	X ²	Y
triphosphate	triphosphate	triphosphate	H	H	NH-cyclopropyl
triphosphate	triphosphate	triphosphate	H	H	OH
triphosphate	triphosphate	triphosphate	H	H	F
triphosphate	triphosphate	triphosphate	H	H	Cl
H	H	H	F	H	NH ₂
H	H	H	F	H	NH-cyclopropyl
H	H	H	F	H	OH
H	H	H	F	H	F
H	H	H	F	H	Cl
H	H	H	Cl	H	NH ₂
H	H	H	Cl	H	NH-cyclopropyl
H	H	H	Cl	H	OH
H	H	H	Cl	H	F
H	H	H	Cl	H	Cl
H	H	H	Br	H	NH ₂
H	H	H	Br	H	NH-cyclopropyl
H	H	H	Br	H	OH
H	H	H	Br	H	F
H	H	H	Br	H	Cl
H	H	H	NH ₂	H	NH ₂
H	H	H	NH ₂	H	NH-cyclopropyl
H	H	H	NH ₂	H	OH
H	H	H	NH ₂	H	F
H	H	H	NH ₂	H	Cl
H	H	H	SH	H	NH ₂
H	H	H	SH	H	NH-cyclopropyl
H	H	H	SH	H	OH
H	H	H	SH	H	F
H	H	H	SH	H	Cl
acetyl	H	H	H	H	NH ₂
acetyl	H	H	H	H	NH-cyclopropyl

R ¹	R ²	R ³	X ¹	X ²	Y
acetyl	H	H	H	H	OH
acetyl	H	H	H	H	F
acetyl	H	H	H	H	Cl
acetyl	H	H	F	H	NH ₂
acetyl	H	H	F	H	NH-cyclopropyl
acetyl	H	H	F	H	OH
acetyl	H	H	F	H	F
acetyl	H	H	F	H	Cl
H	acetyl	acetyl	H	H	NH ₂
H	acetyl	acetyl	H	H	NH-cyclopropyl
H	acetyl	acetyl	H	H	OH
H	acetyl	acetyl	H	H	F
H	acetyl	acetyl	H	H	Cl
acetyl	acetyl	acetyl	H	H	NH ₂
acetyl	acetyl	acetyl	H	H	NH-cyclopropyl
acetyl	acetyl	acetyl	H	H	OH
acetyl	acetyl	acetyl	H	H	F
acetyl	acetyl	acetyl	H	H	Cl
monophosphate	acetyl	acetyl	H	H	NH ₂
monophosphate	acetyl	acetyl	H	H	NH-cyclopropyl
monophosphate	acetyl	acetyl	H	H	OH
monophosphate	acetyl	acetyl	H	H	F
monophosphate	acetyl	acetyl	H	H	Cl
diphosphate	acetyl	acetyl	H	H	NH ₂
diphosphate	acetyl	acetyl	H	H	NH-cyclopropyl
diphosphate	acetyl	acetyl	H	H	OH
diphosphate	acetyl	acetyl	H	H	F
diphosphate	acetyl	acetyl	H	H	Cl
triphosphate	acetyl	acetyl	H	H	NH ₂
triphosphate	acetyl	acetyl	H	H	NH-cyclopropyl
triphosphate	acetyl	acetyl	H	H	OH

R ¹	R ²	R ³	X ¹	X ²	Y
triphosphate	acetyl	acetyl	H	H	F
triphosphate	acetyl	acetyl	H	H	Cl
H	H	H	H	NH ₂	H
H	H	H	H	NH ₂	NH ₂
H	H	H	H	NH ₂	NH-cyclopropyl
H	H	H	H	NH ₂	NH-methyl
H	H	H	H	NH ₂	NH-ethyl
H	H	H	H	NH ₂	NH-acetyl
H	H	H	H	NH ₂	OH
H	H	H	H	NH ₂	OMe
H	H	H	H	NH ₂	OEt
H	H	H	H	NH ₂	O-cyclopropyl
H	H	H	H	NH ₂	O-acetyl
H	H	H	H	NH ₂	SH
H	H	H	H	NH ₂	SMe
H	H	H	H	NH ₂	SEt
H	H	H	H	NH ₂	S-cyclopropyl
H	H	H	H	NH ₂	F
H	H	H	H	NH ₂	Cl
H	H	H	H	NH ₂	Br
H	H	H	H	NH ₂	I
monophosphate	H	H	H	NH ₂	NH ₂
monophosphate	H	H	H	NH ₂	NH-acetyl
monophosphate	H	H	H	NH ₂	NH-cyclopropyl
monophosphate	H	H	H	NH ₂	NH-methyl
monophosphate	H	H	H	NH ₂	NH-ethyl
monophosphate	H	H	H	NH ₂	OH
monophosphate	H	H	H	NH ₂	O-acetyl
monophosphate	H	H	H	NH ₂	OMe
monophosphate	H	H	H	NH ₂	OEt
monophosphate	H	H	H	NH ₂	O-cyclopropyl

R ¹	R ²	R ³	X ¹	X ²	Y
monophosphate	H	H	H	NH ₂	SH
monophosphate	H	H	H	NH ₂	SMe
monophosphate	H	H	H	NH ₂	SEt
monophosphate	H	H	H	NH ₂	S-cyclopropyl
monophosphate	H	H	H	NH ₂	F
monophosphate	H	H	H	NH ₂	Cl
monophosphate	H	H	H	NH ₂	Br
monophosphate	H	H	H	NH ₂	I
diphosphate	H	H	H	NH ₂	NH ₂
diphosphate	H	H	H	NH ₂	NH-acetyl
diphosphate	H	H	H	NH ₂	NH-cyclopropyl
diphosphate	H	H	H	NH ₂	NH-methyl
diphosphate	H	H	H	NH ₂	NH-ethyl
diphosphate	H	H	H	NH ₂	OH
diphosphate	H	H	H	NH ₂	O-acetyl
diphosphate	H	H	H	NH ₂	OMe
diphosphate	H	H	H	NH ₂	OEt
diphosphate	H	H	H	NH ₂	O-cyclopropyl
diphosphate	H	H	H	NH ₂	SH
diphosphate	H	H	H	NH ₂	SMe
diphosphate	H	H	H	NH ₂	SEt
diphosphate	H	H	H	NH ₂	S-cyclopropyl
diphosphate	H	H	H	NH ₂	F
diphosphate	H	H	H	NH ₂	Cl
diphosphate	H	H	H	NH ₂	Br
diphosphate	H	H	H	NH ₂	I
triphosphate	H	H	H	NH ₂	NH ₂
triphosphate	H	H	H	NH ₂	NH-acetyl
triphosphate	H	H	H	NH ₂	NH-cyclopropyl
triphosphate	H	H	H	NH ₂	NH-methyl
triphosphate	H	H	H	NH ₂	NH-ethyl

R ¹	R ²	R ³	X ¹	X ²	Y
triphosphate	H	H	H	NH ₂	OH
triphosphate	H	H	H	NH ₂	OMe
triphosphate	H	H	H	NH ₂	OEt
triphosphate	H	H	H	NH ₂	O-cyclopropyl
triphosphate	H	H	H	NH ₂	O-acetyl
triphosphate	H	H	H	NH ₂	SH
triphosphate	H	H	H	NH ₂	SMe
triphosphate	H	H	H	NH ₂	SEt
triphosphate	H	H	H	NH ₂	S-cyclopropyl
triphosphate	H	H	H	NH ₂	F
triphosphate	H	H	H	NH ₂	Cl
triphosphate	H	H	H	NH ₂	Br
triphosphate	H	H	H	NH ₂	I
monophosphate	monophosphate	monophosphate	H	NH ₂	NH ₂
monophosphate	monophosphate	monophosphate	H	NH ₂	NH-cyclopropyl
monophosphate	monophosphate	monophosphate	H	NH ₂	OH
monophosphate	monophosphate	monophosphate	H	NH ₂	F
monophosphate	monophosphate	monophosphate	H	NH ₂	Cl
diphosphate	diphosphate	diphosphate	H	NH ₂	NH ₂
diphosphate	diphosphate	diphosphate	H	NH ₂	NH-cyclopropyl
diphosphate	diphosphate	diphosphate	H	NH ₂	OH
diphosphate	diphosphate	diphosphate	H	NH ₂	F
diphosphate	diphosphate	diphosphate	H	NH ₂	Cl
triphosphate	triphosphate	triphosphate	H	NH ₂	NH ₂
triphosphate	triphosphate	triphosphate	H	NH ₂	NH-cyclopropyl
triphosphate	triphosphate	triphosphate	H	NH ₂	OH
triphosphate	triphosphate	triphosphate	H	NH ₂	F
triphosphate	triphosphate	triphosphate	H	NH ₂	Cl
H	H	H	F	NH ₂	NH ₂
H	H	H	F	NH ₂	NH-cyclopropyl
H	H	H	F	NH ₂	OH

R ¹	R ²	R ³	X ¹	X ²	Y
H	H	H	F	NH ₂	F
H	H	H	F	NH ₂	Cl
H	H	H	Cl	NH ₂	NH ₂
H	H	H	Cl	NH ₂	NH-cyclopropyl
H	H	H	Cl	NH ₂	OH
H	H	H	Cl	NH ₂	F
H	H	H	Cl	NH ₂	Cl
H	H	H	Br	NH ₂	NH ₂
H	H	H	Br	NH ₂	NH-cyclopropyl
H	H	H	Br	NH ₂	OH
H	H	H	Br	NH ₂	F
H	H	H	Br	NH ₂	Cl
H	H	H	NH ₂	NH ₂	NH ₂
H	H	H	NH ₂	NH ₂	NH-cyclopropyl
H	H	H	NH ₂	NH ₂	OH
H	H	H	NH ₂	NH ₂	F
H	H	H	NH ₂	NH ₂	Cl
H	H	H	SH	NH ₂	NH ₂
H	H	H	SH	NH ₂	NH-cyclopropyl
H	H	H	SH	NH ₂	OH
H	H	H	SH	NH ₂	F
H	H	H	SH	NH ₂	Cl
acetyl	H	H	H	NH ₂	NH ₂
acetyl	H	H	H	NH ₂	NH-cyclopropyl
acetyl	H	H	H	NH ₂	OH
acetyl	H	H	H	NH ₂	F
acetyl	H	H	H	NH ₂	Cl
acetyl	H	H	F	NH ₂	NH ₂
acetyl	H	H	F	NH ₂	NH-cyclopropyl
acetyl	H	H	F	NH ₂	OH
acetyl	H	H	F	NH ₂	F

R ¹	R ²	R ³	X ¹	X ²	Y
acetyl	H	H	F	NH ₂	Cl
H	acetyl	acetyl	H	NH ₂	NH ₂
H	acetyl	acetyl	H	NH ₂	NH-cyclopropyl
H	acetyl	acetyl	H	NH ₂	OH
H	acetyl	acetyl	H	NH ₂	F
H	acetyl	acetyl	H	NH ₂	Cl
acetyl	acetyl	acetyl	H	NH ₂	NH ₂
acetyl	acetyl	acetyl	H	NH ₂	NH-cyclopropyl
acetyl	acetyl	acetyl	H	NH ₂	OH
acetyl	acetyl	acetyl	H	NH ₂	F
acetyl	acetyl	acetyl	H	NH ₂	Cl
monophosphate	acetyl	acetyl	H	NH ₂	NH ₂
monophosphate	acetyl	acetyl	H	NH ₂	NH-cyclopropyl
monophosphate	acetyl	acetyl	H	NH ₂	OH
monophosphate	acetyl	acetyl	H	NH ₂	F
monophosphate	acetyl	acetyl	H	NH ₂	Cl
diphosphate	acetyl	acetyl	H	NH ₂	NH ₂
diphosphate	acetyl	acetyl	H	NH ₂	NH-cyclopropyl
diphosphate	acetyl	acetyl	H	NH ₂	OH
diphosphate	acetyl	acetyl	H	NH ₂	F
diphosphate	acetyl	acetyl	H	NH ₂	Cl
triphosphate	acetyl	acetyl	H	NH ₂	NH ₂
triphosphate	acetyl	acetyl	H	NH ₂	NH-cyclopropyl
triphosphate	acetyl	acetyl	H	NH ₂	OH
triphosphate	acetyl	acetyl	H	NH ₂	F
triphosphate	acetyl	acetyl	H	NH ₂	Cl
H	H	H	H	Cl	H
H	H	H	H	Cl	H
H	H	H	H	Cl	NH ₂
H	H	H	H	Cl	NH-cyclopropyl
H	H	H	H	Cl	NH-methyl

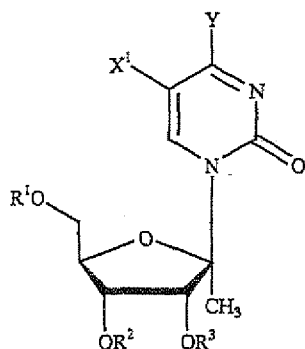
R ¹	R ²	R ³	X ¹	X ²	Y
H	H	H	H	Cl	NH-ethyl
H	H	H	H	Cl	NH-acetyl
H	H	H	H	Cl	OH
H	H	H	H	Cl	OMe
H	H	H	H	Cl	OEt
H	H	H	H	Cl	O-cyclopropyl
H	H	H	H	Cl	O-acetyl
H	H	H	H	Cl	SH
H	H	H	H	Cl	SMe
H	H	H	H	Cl	SEt
H	H	H	H	Cl	S-cyclopropyl
monophosphate	H	H	H	Cl	NH ₂
monophosphate	H	H	H	Cl	NH-acetyl
monophosphate	H	H	H	Cl	NH-cyclopropyl
monophosphate	H	H	H	Cl	NH-methyl
monophosphate	H	H	H	Cl	NH-ethyl
monophosphate	H	H	H	Cl	OH
monophosphate	H	H	H	Cl	O-acetyl
monophosphate	H	H	H	Cl	OMe
monophosphate	H	H	H	Cl	OEt
monophosphate	H	H	H	Cl	O-cyclopropyl
monophosphate	H	H	H	Cl	SH
monophosphate	H	H	H	Cl	SMe
monophosphate	H	H	H	Cl	SEt
monophosphate	H	H	H	Cl	S-cyclopropyl
diphosphate	H	H	H	Cl	NH ₂
diphosphate	H	H	H	Cl	NH-acetyl
diphosphate	H	H	H	Cl	NH-cyclopropyl
diphosphate	H	H	H	Cl	NH-methyl
diphosphate	H	H	H	Cl	NH-ethyl
diphosphate	H	H	H	Cl	OH

R ¹	R ²	R ³	X ¹	X ²	Y
diphosphate	H	H	H	Cl	O-acetyl
diphosphate	H	H	H	Cl	OMe
diphosphate	H	H	H	Cl	OEt
diphosphate	H	H	H	Cl	O-cyclopropyl
diphosphate	H	H	H	Cl	SH
diphosphate	H	H	H	Cl	SMe
diphosphate	H	H	H	Cl	SEt
diphosphate	H	H	H	Cl	S-cyclopropyl
triphosphate	H	H	H	Cl	NH ₂
triphosphate	H	H	H	Cl	NH-acetyl
triphosphate	H	H	H	Cl	NH-cyclopropyl
triphosphate	H	H	H	Cl	NH-methyl
triphosphate	H	H	H	Cl	NH-ethyl
triphosphate	H	H	H	Cl	OH
triphosphate	H	H	H	Cl	OMe
triphosphate	H	H	H	Cl	OEt
triphosphate	H	H	H	Cl	O-cyclopropyl
triphosphate	H	H	H	Cl	O-acetyl
triphosphate	H	H	H	Cl	SH
triphosphate	H	H	H	Cl	SMe
triphosphate	H	H	H	Cl	SEt
triphosphate	H	H	H	Cl	S-cyclopropyl
monophosphate	monophosphate	monophosphate	H	Cl	NH ₂
monophosphate	monophosphate	monophosphate	H	Cl	NH-cyclopropyl
monophosphate	monophosphate	monophosphate	H	Cl	OH
diphosphate	diphosphate	diphosphate	H	Cl	NH ₂
diphosphate	diphosphate	diphosphate	H	Cl	NH-cyclopropyl
diphosphate	diphosphate	diphosphate	H	Cl	OH
triphosphate	triphosphate	triphosphate	H	Cl	NH ₂
triphosphate	triphosphate	triphosphate	H	Cl	NH-cyclopropyl
triphosphate	triphosphate	triphosphate	H	Cl	OH

R ¹	R ²	R ³	X ¹	X ²	Y
H	H	H	F	Cl	NH ₂
H	H	H	F	Cl	NH-cyclopropyl
H	H	H	F	Cl	OH
H	H	H	Cl	Cl	NH ₂
H	H	H	Cl	Cl	NH-cyclopropyl
H	H	H	Cl	Cl	OH
H	H	H	Br	Cl	NH ₂
H	H	H	Br	Cl	NH-cyclopropyl
H	H	H	Br	Cl	OH
H	H	H	NH ₂	Cl	NH ₂
H	H	H	NH ₂	Cl	NH-cyclopropyl
H	H	H	NH ₂	Cl	OH
H	H	H	SH	Cl	NH ₂
H	H	H	SH	Cl	NH-cyclopropyl
H	H	H	SH	Cl	OH
acetyl	H	H	H	Cl	NH ₂
acetyl	H	H	H	Cl	NH-cyclopropyl
acetyl	H	H	H	Cl	OH
acetyl	H	H	F	Cl	NH ₂
acetyl	H	H	F	Cl	NH-cyclopropyl
acetyl	H	H	F	Cl	OH
H	acetyl	acetyl	H	Cl	NH ₂
H	acetyl	acetyl	H	Cl	NH-cyclopropyl
H	acetyl	acetyl	H	Cl	OH
acetyl	acetyl	acetyl	H	Cl	NH ₂
acetyl	acetyl	acetyl	H	Cl	NH-cyclopropyl
acetyl	acetyl	acetyl	H	Cl	OH
monophosphate	acetyl	acetyl	H	Cl	NH ₂
monophosphate	acetyl	acetyl	H	Cl	NH-cyclopropyl
monophosphate	acetyl	acetyl	H	Cl	OH
diphosphate	acetyl	acetyl	H	Cl	NH ₂

R ¹	R ²	R ³	X ¹	X ²	Y
diphosphate	acetyl	acetyl	H	Cl	NH-cyclopropyl
diphosphate	acetyl	acetyl	H	Cl	OH
triphosphate	acetyl	acetyl	H	Cl	NH ₂
triphosphate	acetyl	acetyl	H	Cl	NH-cyclopropyl
triphosphate	acetyl	acetyl	H	Cl	OH
H	H	H	H	Cl	NH ₂
H	H	H	H	Cl	NH-cyclopropyl
H	H	H	H	Cl	OH
H	H	H	H	Br	NH ₂
H	H	H	H	Br	NH-cyclopropyl
H	H	H	H	Br	OH

Alternatively, the following nucleosides of Formula IV are prepared, using the appropriate sugar and pyrimidine or purine bases.



(IV)

wherein:

R ¹	R ²	R ³	X ¹	Y
H	H	H	H	H
H	H	H	H	NH ₂
H	H	H	H	NH-cyclopropyl
H	H	H	H	NH-methyl
H	H	H	H	NH-ethyl
H	H	H	H	NH-acetyl

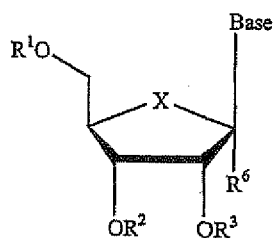
R ¹	R ²	R ³	X ¹	Y
H	H	H	H	OH
H	H	H	H	OMe
H	H	H	H	OEt
H	H	H	H	O-cyclopropyl
H	H	H	H	O-acetyl
H	H	H	H	SH
H	H	H	H	SMe
H	H	H	H	SEt
H	H	H	H	S-cyclopropyl
monophosphate	H	H	H	NH ₂
monophosphate	H	H	H	NH-acetyl
monophosphate	H	H	H	NH-cyclopropyl
monophosphate	H	H	H	NH-methyl
monophosphate	H	H	H	NH-ethyl
monophosphate	H	H	H	OH
monophosphate	H	H	H	O-acetyl
monophosphate	H	H	H	OMe
monophosphate	H	H	H	OEt
monophosphate	H	H	H	O-cyclopropyl
monophosphate	H	H	H	SH
monophosphate	H	H	H	SMe
monophosphate	H	H	H	SEt
monophosphate	H	H	H	S-cyclopropyl
diphosphate	H	H	H	NH ₂
diphosphate	H	H	H	NH-acetyl
diphosphate	H	H	H	NH-cyclopropyl
diphosphate	H	H	H	NH-methyl
diphosphate	H	H	H	NH-ethyl
diphosphate	H	H	H	OH
diphosphate	H	H	H	O-acetyl
diphosphate	H	H	H	OMe

R ¹	R ²	R ³	X ¹	Y
diphosphate	H	H	H	OEt
diphosphate	H	H	H	O-cyclopropyl
diphosphate	H	H	H	SH
diphosphate	H	H	H	SMe
diphosphate	H	H	H	SEt
diphosphate	H	H	H	S-cyclopropyl
triphosphate	H	H	H	NH ₂
triphosphate	H	H	H	NH-acetyl
triphosphate	H	H	H	NH-cyclopropyl
triphosphate	H	H	H	NH-methyl
triphosphate	H	H	H	NH-ethyl
triphosphate	H	H	H	OH
triphosphate	H	H	H	OMe
triphosphate	H	H	H	OEt
triphosphate	H	H	H	O-cyclopropyl
triphosphate	H	H	H	O-acetyl
triphosphate	H	H	H	SH
triphosphate	H	H	H	SMe
triphosphate	H	H	H	SEt
triphosphate	H	H	H	S-cyclopropyl
monophosphate	monophosphate	monophosphate	H	NH ₂
monophosphate	monophosphate	monophosphate	H	NH-cyclopropyl
monophosphate	monophosphate	monophosphate	H	OH
diphosphate	diphosphate	diphosphate	H	NH ₂
diphosphate	diphosphate	diphosphate	H	NH-cyclopropyl
diphosphate	diphosphate	diphosphate	H	OH
triphosphate	triphosphate	triphosphate	H	NH ₂
triphosphate	triphosphate	triphosphate	H	NH-cyclopropyl
triphosphate	triphosphate	triphosphate	H	OH
H	H	H	F	NH ₂
H	H	H	F	NH-cyclopropyl

R ¹	R ²	R ³	X ¹	Y
H	H	H	F	OH
H	H	H	Cl	NH ₂
H	H	H	Cl	NH-cyclopropyl
H	H	H	Cl	OH
H	H	H	Br	NH ₂
H	H	H	Br	NH-cyclopropyl
H	H	H	Br	OH
H	H	H	NH ₂	NH ₂
H	H	H	NH ₂	NH-cyclopropyl
H	H	H	NH ₂	OH
H	H	H	SH	NH ₂
H	H	H	SH	NH-cyclopropyl
H	H	H	SH	OH
acetyl	H	H	H	NH ₂
acetyl	H	H	H	NH-cyclopropyl
acetyl	H	H	H	OH
acetyl	H	H	F	NH ₂
acetyl	H	H	F	NH-cyclopropyl
acetyl	H	H	F	OH
H	acetyl	acetyl	H	NH ₂
H	acetyl	acetyl	H	NH-cyclopropyl
H	acetyl	acetyl	H	OH
acetyl	acetyl	acetyl	H	NH ₂
acetyl	acetyl	acetyl	H	NH-cyclopropyl
acetyl	acetyl	acetyl	H	OH
monophosphate	acetyl	acetyl	H	NH ₂
monophosphate	acetyl	acetyl	H	NH-cyclopropyl
monophosphate	acetyl	acetyl	H	OH
diphosphate	acetyl	acetyl	H	NH ₂
diphosphate	acetyl	acetyl	H	NH-cyclopropyl
diphosphate	acetyl	acetyl	H	OH

R ¹	R ²	R ³	X ¹	Y
triphosphate	acetyl	acetyl	H	NH ₂
triphosphate	acetyl	acetyl	H	NH-cyclopropyl
triphosphate	acetyl	acetyl	H	OH

Alternatively, the following nucleosides of Formula VII are prepared, using the appropriate sugar and pyrimidine or purine bases.



(VII)

wherein:

R ¹	R ²	R ³	R ⁶	X	Base
H	H	H	CH ₃	O	2,4-O-Diacetyluracil
H	H	H	CH ₃	O	Hypoxanthine
H	H	H	CH ₃	O	2,4-O-Diacetylthymine
H	H	H	CH ₃	O	Thymine
H	H	H	CH ₃	O	Cytosine
H	H	H	CH ₃	O	4-(N-mono-acetyl)cytosine
H	H	H	CH ₃	O	4-(N,N-diacetyl)cytosine
H	H	H	CH ₃	O	Uracil
H	H	H	CH ₃	O	5-Fluorouracil
H	H	H	CH ₃	S	2,4-O-Diacetyluraci
H	H	H	CH ₃	S	Hypoxanthine

R ¹	R ²	R ³	R ⁶	X	Base
H	H	H	CH ₃	S	2,4-O-Diacetylthymine
H	H	H	CH ₃	S	Thymine
H	H	H	CH ₃	S	Cytosine
H	H	H	CH ₃	S	4-(N-mono-acetyl)cytosine
H	H	H	CH ₃	S	4-(N,N-diacetyl)cytosine
H	H	H	CH ₃	S	Uracil
H	H	H	CH ₃	S	5-Fluorouracil
monophosphate	H	H	CH ₃	O	2,4-O-Diacetylracil
monophosphate	H	H	CH ₃	O	Hypoxanthine
monophosphate	H	H	CH ₃	O	2,4-O-Diacetylthym
monophosphate	H	H	CH ₃	O	Thymine
monophosphate	H	H	CH ₃	O	Cytosine
monophosphate	H	H	CH ₃	O	4-(N-mono-acetyl)cytosine
monophosphate	H	H	CH ₃	O	4-(N,N-diacetyl)cytosine
monophosphate	H	H	CH ₃	O	Uracil
monophosphate	H	H	CH ₃	O	5-Fluorouracil
monophosphate	H	H	CH ₃	S	2,4-O-Diacetylracil
monophosphate	H	H	CH ₃	S	Hypoxanthine
monophosphate	H	H	CH ₃	S	2,4-O-Diacetylthym
monophosphate	H	H	CH ₃	S	Thymine
monophosphate	H	H	CH ₃	S	Cytosine
monophosphate	H	H	CH ₃	S	4-(N-mono-acetyl)cytosine

R ¹	R ²	R ³	R ⁶	X	Base
monophosphate	H	H	CH ₃	S	4-(N,N-diacetyl)cytosine
monophosphate	H	H	CH ₃	S	Uracil
monophosphate	H	H	CH ₃	S	5-Fluorouracil
diphosphate	H	H	CH ₃	O	2,4-O-Diacetyluracil
diphosphate	H	H	CH ₃	O	Hypoxanthine
diphosphate	H	H	CH ₃	O	2,4-O-Diacetylthymine
diphosphate	H	H	CH ₃	O	Thymine
diphosphate	H	H	CH ₃	O	Cytosine
diphosphate	H	H	CH ₃	O	4-(N-mono-acetyl)cytosine
diphosphate	H	H	CH ₃	O	4-(N,N-diacetyl)cytosine
diphosphate	H	H	CH ₃	O	Uracil
diphosphate	H	H	CH ₃	O	5-Fluorouracil
diphosphate	H	H	CH ₃	S	2,4-O-Diacetyluracil
diphosphate	H	H	CH ₃	S	Hypoxanthine
diphosphate	H	H	CH ₃	S	2,4-O-Diacetylthym
diphosphate	H	H	CH ₃	S	Thymine
diphosphate	H	H	CH ₃	S	Cytosine
triphosphate	H	H	CH ₃	O	2,4-O-Diacetyluracil
triphosphate	H	H	CH ₃	O	Hypoxanthine
triphosphate	H	H	CH ₃	O	2,4-O-Diacetylthymine
triphosphate	H	H	CH ₃	O	Thymine
triphosphate	H	H	CH ₃	O	Cytosine

R ¹	R ²	R ³	R ⁶	X	Base
triphosphate	H	H	CH ₃	O	4-(N-mono-acetyl)cytosine
triphosphate	H	H	CH ₃	O	4-(N,N-diacetyl)cytosine
triphosphate	H	H	CH ₃	O	Uracil
triphosphate	H	H	CH ₃	O	5-Fluorouracil
triphosphate	H	H	CH ₃	S	2,4-O-Diacetyluracil
triphosphate	H	H	CH ₃	S	Hypoxanthine
triphosphate	H	H	CH ₃	S	2,4-O-Diacetylthymine
triphosphate	H	H	CH ₃	S	Thymine
triphosphate	H	H	CH ₃	S	Cytosine
monophosphate	monophosphate	monophosphate	CF ₃	O	2,4-O-Diacetyluracil
monophosphate	monophosphate	monophosphate	CF ₃	O	Hypoxanthine
monophosphate	monophosphate	monophosphate	CF ₃	O	2,4-O-Diacetylthymine
monophosphate	monophosphate	monophosphate	CF ₃	O	Thymine
monophosphate	monophosphate	monophosphate	CF ₃	O	Cytosine
monophosphate	monophosphate	monophosphate	CF ₃	O	4-(N-mono-acetyl)cytosine
monophosphate	monophosphate	monophosphate	CF ₃	O	4-(N,N-diacetyl)cytosine
monophosphate	monophosphate	monophosphate	CF ₃	O	Uracil
monophosphate	monophosphate	monophosphate	CF ₃	O	5-Fluorouracil
monophosphate	monophosphate	monophosphate	CF ₃	S	2,4-O-Diacetyluracil
monophosphate	monophosphate	monophosphate	CF ₃	S	Hypoxanthine
monophosphate	monophosphate	monophosphate	CF ₃	S	2,4-O-Diacetylthymine
monophosphate	monophosphate	monophosphate	CF ₃	S	Thymine

R ¹	R ²	R ³	R ⁶	X	Base
monophosphate	monophosphate	monophosphate	CF ₃	S	Cytosine
monophosphate	monophosphate	monophosphate	CF ₃	S	4-(N-mono-acetyl)cytosine
monophosphate	monophosphate	monophosphate	CF ₃	S	4-(N,N-diacetyl)cytosine
monophosphate	monophosphate	monophosphate	CF ₃	S	Uracil
monophosphate	monophosphate	monophosphate	CF ₃	S	5-Fluorouracil
acetyl	acetyl	acetyl	CF ₃	O	4-(N,N-diacetyl)cytosine
acetyl	acetyl	acetyl	CF ₃	S	4-(N,N-diacetyl)cytosine
acetyl	acetyl	acetyl	2-bromo-vinyl	O	4-(N,N-diacetyl)cytosine
acetyl	acetyl	acetyl	2-bromo-vinyl	S	4-(N,N-diacetyl)cytosine
H	H	H	CH ₃	O	2-(N,N-diacetyl)-guanine
H	H	H	CH ₃	O	6-O-acetyl guanine
H	H	H	CH ₃	O	8-fluoroguanine
H	H	H	CH ₃	O	guanine
H	H	H	CH ₃	O	6-(N,N-diacetyl)-adenine
H	H	H	CH ₃	O	2-fluoroadenine
H	H	H	CH ₃	O	8-fluoroadenine
H	H	H	CH ₃	O	2,8-difluoro-adenine
H	H	H	CH ₃	O	adenine
H	H	H	CH ₃	S	2-(N,N-diacetyl)-guanine
H	H	H	CH ₃	S	6-O-acetyl guanine

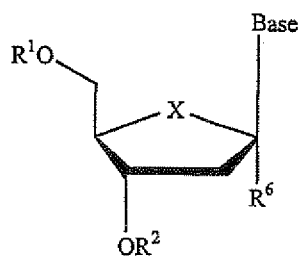
R ¹	R ²	R ³	R ⁶	X	Base
H	H	H	CH ₃	S	8-fluoroguanine
H	H	H	CH ₃	S	guanine
H	H	H	CH ₃	S	6-(N,N-diacetyl)-adenine
H	H	H	CH ₃	S	2-fluoroadenine
H	H	H	CH ₃	S	8-fluoroadenine
H	H	H	CH ₃	S	2,8-difluoro-adenine
H	H	H	CH ₃	S	adenine
monophosphate	H	H	CH ₃	O	2-(N,N-diacetyl)-guanine
monophosphate	H	H	CH ₃	O	6-O-acetyl guanine
monophosphate	H	H	CH ₃	O	8-fluoroguanine
monophosphate	H	H	CH ₃	O	guanine
monophosphate	H	H	CH ₃	O	6-(N,N-diacetyl)-adenine
monophosphate	H	H	CH ₃	O	2-fluoroadenine
monophosphate	H	H	CH ₃	O	8-fluoroadenine
monophosphate	H	H	CH ₃	O	2,8-difluoro-adenine
monophosphate	H	H	CH ₃	O	adenine
monophosphate	H	H	CH ₃	S	2-(N,N-diacetyl)-guanine
monophosphate	H	H	CH ₃	S	6-O-acetyl guanine
monophosphate	H	H	CH ₃	S	8-fluoroguanine
monophosphate	H	H	CH ₃	S	guanine
monophosphate	H	H	CH ₃	S	6-(N,N-diacetyl)-adenine
monophosphate	H	H	CH ₃	S	2-fluoroadenine
monophosphate	H	H	CH ₃	S	8-fluoroadenine

R ¹	R ²	R ³	R ⁶	X	Base
monophosphate	H	H	CH ₃	S	2,8-difluoro-adenine
monophosphate	H	H	CH ₃	S	adenine
diphosphate	H	H	CH ₃	O	2-(N,N-diacetyl)-guanine
diphosphate	H	H	CH ₃	O	6-O-acetylguanine
diphosphate	H	H	CH ₃	O	8-fluoroguanine
diphosphate	H	H	CH ₃	O	guanine
diphosphate	H	H	CH ₃	O	6-(N,N-diacetyl)-adenine
diphosphate	H	H	CH ₃	O	2-fluoroadenine
diphosphate	H	H	CH ₃	O	8-fluoroadenine
diphosphate	H	H	CH ₃	O	2,8-difluoro-adenine
diphosphate	H	H	CH ₃	O	adenine
diphosphate	H	H	CH ₃	S	2-(N,N-diacetyl)-guanine
diphosphate	H	H	CH ₃	S	6-O-acetylguanine
diphosphate	H	H	CH ₃	S	8-fluoroguanine
diphosphate	H	H	CH ₃	S	guanine
diphosphate	H	H	CH ₃	S	6-(N,N-diacetyl)-adenine
diphosphate	H	H	CH ₃	S	2-fluoroadenine
diphosphate	H	H	CH ₃	S	8-fluoroadenine
diphosphate	H	H	CH ₃	S	2,8-difluoro-adenine
diphosphate	H	H	CH ₃	S	adenine
triphosphate	H	H	CH ₃	O	2-(N,N-diacetyl)-guanine

R ¹	R ²	R ³	R ⁶	X	Base
triphosphate	H	H	CH ₃	O	6-O-acetyl guanine
triphosphate	H	H	CH ₃	O	8-fluoroguanine
triphosphate	H	H	CH ₃	O	guanine
triphosphate	H	H	CH ₃	O	6-(N,N-diacetyl)- adenine
triphosphate	H	H	CH ₃	O	2-fluoroadenine
triphosphate	H	H	CH ₃	O	8-fluoroadenine
triphosphate	H	H	CH ₃	O	2,8-difluoro- adenine
triphosphate	H	H	CH ₃	O	2-(N,N-diacetyl)- guanine
triphosphate	H	H	CH ₃	S	6-O-acetyl guanine
triphosphate	H	H	CH ₃	S	8-fluoroguanine
triphosphate	H	H	CH ₃	S	guanine
triphosphate	H	H	CH ₃	S	6-(N,N-diacetyl)- adenine
triphosphate	H	H	CH ₃	S	2-fluoroadenine
triphosphate	H	H	CH ₃	S	8-fluoroadenine
triphosphate	H	H	CH ₃	S	2,8-difluoro- adenine
triphosphate	H	H	CH ₃	S	adenine
monophosphate	monophosphate	monophosphate	CF ₃	O	2-(N,N-diacetyl)- guanine
monophosphate	monophosphate	monophosphate	CF ₃	O	6-O-acetyl guanine
monophosphate	monophosphate	monophosphate	CF ₃	O	8-fluoroguanine
monophosphate	monophosphate	monophosphate	CF ₃	O	guanine
monophosphate	monophosphate	monophosphate	CF ₃	O	6-(N,N-diacetyl)- adenine
monophosphate	monophosphate	monophosphate	CF ₃	O	2-fluoroadenine

R ¹	R ²	R ³	R ⁶	X	Base
monophosphate	monophosphate	monophosphate	CF ₃	O	8-fluoroadenine
monophosphate	monophosphate	monophosphate	CF ₃	O	2,8-difluoro-adenine
monophosphate	monophosphate	monophosphate	CF ₃	O	adenine
monophosphate	monophosphate	monophosphate	CF ₃	S	2-(N,N-diacetyl)-guanine
monophosphate	monophosphate	monophosphate	CF ₃	S	6-O-acetyl guanine
monophosphate	monophosphate	monophosphate	CF ₃	S	8-fluoroguanine
monophosphate	monophosphate	monophosphate	CF ₃	S	guanine
monophosphate	monophosphate	monophosphate	CF ₃	S	6-(N,N-diacetyl)-adenine
monophosphate	monophosphate	monophosphate	CF ₃	S	2-fluoroadenine
monophosphate	monophosphate	monophosphate	CF ₃	S	8-fluoroadenine
monophosphate	monophosphate	monophosphate	CF ₃	S	2,8-difluoro-adenine
monophosphate	monophosphate	monophosphate	CF ₃	S	adenine
acetyl	acetyl	acetyl	CF ₃	O	guanine
acetyl	acetyl	acetyl	CF ₃	S	guanine
acetyl	acetyl	acetyl	2-bromo-vinyl	O	guanine
acetyl	acetyl	acetyl	2-bromo-vinyl	S	guanine

Alternatively, the following nucleosides of Formula VIII are prepared, using the appropriate sugar and pyrimidine or purine bases.



(VIII)

wherein

R ¹	R ²	R ⁶	X	Base
H	H	CH ₃	O	2,4-O-Diacetyluracil
H	H	CH ₃	O	Hypoxanthine
H	H	CH ₃	O	2,4-O-Diacetylthymine
H	H	CH ₃	O	Thymine
H	H	CH ₃	O	Cytosine
H	H	CH ₃	O	4-(N-mono-acetyl)cytosine
H	H	CH ₃	O	4-(N,N-diacetyl)cytosine
H	H	CH ₃	O	Uracil
H	H	CH ₃	O	5-Fluorouracil
H	H	CH ₃	S	2,4-O-Diacetyluracil
H	H	CH ₃	S	Hypoxanthine
H	H	CH ₃	S	2,4-O-Diacetylthymine
H	H	CH ₃	S	Thymine
H	H	CH ₃	S	Cytosine
H	H	CH ₃	S	4-(N-mono-acetyl)cytosine
H	H	CH ₃	S	4-(N,N-diacetyl)cytosine
H	H	CH ₃	S	Uracil
H	H	CH ₃	S	5-Fluorouracil
monophosphate	H	CH ₃	O	2,4-O-Diacetyluracil
monophosphate	H	CH ₃	O	Hypoxanthine
monophosphate	H	CH ₃	O	2,4-O-Diacetylthymine
monophosphate	H	CH ₃	O	Thymine
monophosphate	H	CH ₃	O	Cytosine
monophosphate	H	CH ₃	O	4-(N-mono-acetyl)cytosine
monophosphate	H	CH ₃	O	4-(N,N-diacetyl)cytosine
monophosphate	H	CH ₃	O	Uracil
monophosphate	H	CH ₃	O	5-Fluorouracil
monophosphate	H	CH ₃	S	2,4-O-Diacetyluracil
monophosphate	H	CH ₃	S	Hypoxanthine
monophosphate	H	CH ₃	S	2,4-O-Diacetylthymine

R ¹	R ²	R ⁶	X	Base
monophosphate	H	CH ₃	S	Thymine
monophosphate	H	CH ₃	S	Cytosine
monophosphate	H	CH ₃	S	4-(N-mono-acetyl)cytosine
monophosphate	H	CH ₃	S	4-(N,N-diacetyl)cytosine
monophosphate	H	CH ₃	S	Uracil
monophosphate	H	CH ₃	S	5-Fluorouracil
diphosphate	H	CH ₃	O	2,4-O-Diacetyluracil
diphosphate	H	CH ₃	O	Hypoxanthine
diphosphate	H	CH ₃	O	2,4-O-Diacetylthymine
diphosphate	H	CH ₃	O	Thymine
diphosphate	H	CH ₃	O	Cytosine
diphosphate	H	CH ₃	O	4-(N-mono-acetyl)cytosine
diphosphate	H	CH ₃	O	4-(N,N-diacetyl)cytosine
diphosphate	H	CH ₃	O	Uracil
diphosphate	H	CH ₃	O	5-Fluorouracil
diphosphate	H	CH ₃	S	2,4-O-Diacetyluracil
diphosphate	H	CH ₃	S	Hypoxanthine
diphosphate	H	CH ₃	S	2,4-O-Diacetylthymine
diphosphate	H	CH ₃	S	Thymine
diphosphate	H	CH ₃	S	Cytosine
diphosphate	H	CH ₃	S	4-(N-mono-acetyl)cytosine
diphosphate	H	CH ₃	S	4-(N,N-diacetyl)cytosine
diphosphate	H	CH ₃	S	Uracil
diphosphate	H	CH ₃	S	5-Fluorouracil
triphosphate	H	CH ₃	O	2,4-O-Diacetyluracil
triphosphate	H	CH ₃	O	Hypoxanthine
triphosphate	H	CH ₃	O	2,4-O-diacethylthymine
triphosphate	H	CH ₃	O	Thymine
triphosphate	H	CH ₃	O	Cytosine
triphosphate	H	CH ₃	O	4-(N-mono-acetyl)cytosine
triphosphate	H	CH ₃	O	4-(N,N-diacetyl)cytosine

R ¹	R ²	R ⁶	X	Base
triphosphate	H	CH ₃	O	Uracil
triphosphate	H	CH ₃	O	5-Fluorouracil
triphosphate	H	CH ₃	S	2,4-O-Diacetyluracil
triphosphate	H	CH ₃	S	Hypoxanthine
triphosphate	H	CH ₃	S	2,4-O-Diacetylthymine
triphosphate	H	CH ₃	S	Thymine
triphosphate	H	CH ₃	S	Cytosine
triphosphate	H	CH ₃	S	4-(N-mono-acetyl)cytosine
triphosphate	H	CH ₃	S	4-(N,N-diacetyl)cytosine
triphosphate	H	CH ₃	S	Uracil
triphosphate	H	CH ₃	S	5-Fluorouracil
monophosphate	monophosphate	CF ₃	O	2,4-O-Diacetyluracil
monophosphate	monophosphate	CF ₃	O	Hypoxanthine
monophosphate	monophosphate	CF ₃	O	2,4-O-Diacetylthymine
monophosphate	monophosphate	CF ₃	O	Thymine
monophosphate	monophosphate	CF ₃	O	Cytosine
monophosphate	monophosphate	CF ₃	O	4-(N-mono-acetyl)cytosine
monophosphate	monophosphate	CF ₃	O	4-(N,N-diacetyl)cytosine
monophosphate	monophosphate	CF ₃	O	Uracil
monophosphate	monophosphate	CF ₃	O	5-Fluorouracil
monophosphate	monophosphate	CF ₃	S	2,4-O-Diacetyluracil
monophosphate	monophosphate	CF ₃	S	Hypoxanthine
monophosphate	monophosphate	CF ₃	S	2,4-O-Diacetylthymine
monophosphate	monophosphate	CF ₃	S	Thymine
monophosphate	monophosphate	CF ₃	S	Cytosine
monophosphate	monophosphate	CF ₃	S	4-(N-mono-acetyl)cytosine
monophosphate	monophosphate	CF ₃	S	4-(N,N-diacetyl)cytosine
monophosphate	monophosphate	CF ₃	S	Uracil
monophosphate	monophosphate	CF ₃	S	5-Fluorouracil
acetyl	acetyl	CF ₃	O	4-(N,N-diacetyl)cytosine
acetyl	acetyl	CF ₃	S	4-(N,N-diacetyl)cytosine

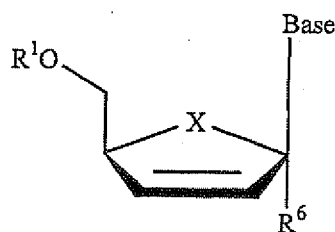
R ¹	R ²	R ⁶	X	Base
acetyl	acetyl	2-bromo-vinyl	O	4-(N,N-diacetyl)cytosine
acetyl	acetyl	2-bromo-vinyl	S	4-(N,N-diacetyl)cytosine
H	H	CH ₃	O	2-(N,N-diacetyl)-guanine
H	H	CH ₃	O	6-O-acetyl guanine
H	H	CH ₃	O	8-fluoroguanine
H	H	CH ₃	O	guanine
H	H	CH ₃	O	6-(N,N-diacetyl)-adenine
H	H	CH ₃	O	2-fluoroadenine
H	H	CH ₃	O	8-fluoroadenine
H	H	CH ₃	O	2,8-difluoro-adenine
H	H	CH ₃	O	adenine
H	H	CH ₃	S	2-(N,N-diacetyl)-guanine
H	H	CH ₃	S	6-O-acetyl guanine
H	H	CH ₃	S	8-fluoroguanine
H	H	CH ₃	S	guanine
H	H	CH ₃	S	6-(N,N-diacetyl)-adenine
H	H	CH ₃	S	2-fluoroadenine
H	H	CH ₃	S	8-fluoroadenine
H	H	CH ₃	S	2,8-difluoro-adenine
H	H	CH ₃	S	adenine
monophosphate	H	CH ₃	O	2-(N,N-diacetyl)-guanine
monophosphate	H	CH ₃	O	6-O-acetyl guanine
monophosphate	H	CH ₃	O	8-fluoroguanine
monophosphate	H	CH ₃	O	guanine
monophosphate	H	CH ₃	O	6-(N,N-diacetyl)-adenine
monophosphate	H	CH ₃	O	2-fluoroadenine
monophosphate	H	CH ₃	O	8-fluoroadenine
monophosphate	H	CH ₃	O	2,8-difluoro-adenine
monophosphate	H	CH ₃	O	adenine

R ¹	R ²	R ⁶	X	Base
monophosphate	H	CH ₃	S	2-(N,N-diacetyl)-guanine
monophosphate	H	CH ₃	S	6-O-acetyl guanine
monophosphate	H	CH ₃	S	8-fluoroguanine
monophosphate	H	CH ₃	S	guanine
monophosphate	H	CH ₃	S	6-(N,N-diacetyl)-adenine
monophosphate	H	CH ₃	S	2-fluoroadenine
monophosphate	H	CH ₃	S	8-fluoroadenine
monophosphate	H	CH ₃	S	2,8-difluoro-adenine
monophosphate	H	CH ₃	S	adenine
diphosphate	H	CH ₃	O	2-(N,N-diacetyl)-guanine
diphosphate	H	CH ₃	O	6-O-acetyl guanine
diphosphate	H	CH ₃	O	8-fluoroguanine
diphosphate	H	CH ₃	O	guanine
diphosphate	H	CH ₃	O	6-(N,N-diacetyl)-adenine
diphosphate	H	CH ₃	O	2-fluoroadenine
diphosphate	H	CH ₃	O	8-fluoroadenine
diphosphate	H	CH ₃	O	2,8-difluoro-adenine
diphosphate	H	CH ₃	O	adenine
diphosphate	H	CH ₃	S	2-(N,N-diacetyl)-guanine
diphosphate	H	CH ₃	S	6-O-acetyl guanine
diphosphate	H	CH ₃	S	8-fluoroguanine
diphosphate	H	CH ₃	S	guanine
diphosphate	H	CH ₃	S	6-(N,N-diacetyl)-adenine
diphosphate	H	CH ₃	S	2-fluoroadenine
diphosphate	H	CH ₃	S	8-fluoroadenine
diphosphate	H	CH ₃	S	2,8-difluoro-adenine
diphosphate	H	CH ₃	S	adenine
triphosphate	H	CH ₃	O	2-(N,N-diacetyl)-guanine
triphosphate	H	CH ₃	O	6-O-acetyl guanine
triphosphate	H	CH ₃	O	8-fluoroguanine
triphosphate	H	CH ₃	O	guanine

R ¹	R ²	R ⁶	X	Base
triphosphate	H	CH ₃	O	6-(N,N-diacetyl)-adenine
triphosphate	H	CH ₃	O	2-fluoroadenine
triphosphate	H	CH ₃	O	8-fluoroadenine
triphosphate	H	CH ₃	O	2,8-difluoro-adenine
triphosphate	H	CH ₃	O	adenine
triphosphate	H	CH ₃	S	2-(N,N-diacetyl)-guanine
triphosphate	H	CH ₃	S	6-O-acetyl guanine
triphosphate	H	CH ₃	S	8-fluoroguanine
triphosphate	H	CH ₃	S	guanine
triphosphate	H	CH ₃	S	6-(N,N-diacetyl)-adenine
triphosphate	H	CH ₃	S	2-fluoroadenine
triphosphate	H	CH ₃	S	8-fluoroadenine
triphosphate	H	CH ₃	S	2,8-difluoro-adenine
triphosphate	H	CH ₃	S	adenine
monophosphate	monophosphate	CF ₃	O	2-(N,N-diacetyl)-guanine
monophosphate	monophosphate	CF ₃	O	6-O-acetyl guanine
monophosphate	monophosphate	CF ₃	O	8-fluoroguanine
monophosphate	monophosphate	CF ₃	O	guanine
monophosphate	monophosphate	CF ₃	O	6-(N,N-diacetyl)-adenine
monophosphate	monophosphate	CF ₃	O	2-fluoroadenine
monophosphate	monophosphate	CF ₃	O	8-fluoroadenine
monophosphate	monophosphate	CF ₃	O	2,8-difluoro-adenine
monophosphate	monophosphate	CF ₃	O	adenine
monophosphate	monophosphate	CF ₃	S	2-(N,N-diacetyl)-guanine
monophosphate	monophosphate	CF ₃	S	6-O-acetyl guanine
monophosphate	monophosphate	CF ₃	S	8-fluoroguanine
monophosphate	monophosphate	CF ₃	S	guanine
monophosphate	monophosphate	CF ₃	S	6-(N,N-diacetyl)-adenine
monophosphate	monophosphate	CF ₃	S	2-fluoroadenine
monophosphate	monophosphate	CF ₃	S	8-fluoroadenine
monophosphate	monophosphate	CF ₃	S	2,8-difluoro-adenine

R ¹	R ²	R ⁶	X	Base
monophosphate	monophosphate	CF ₃	S	adenine
acetyl	acetyl	CF ₃	O	guanine
acetyl	acetyl	CF ₃	S	guanine
acetyl	acetyl	2-bromo-vinyl	O	guanine
acetyl	acetyl	2-bromo-vinyl	S	guanine

Alternatively, the following nucleosides of Formula IX are prepared, using the appropriate sugar and pyrimidine or purine bases.



(IX)

wherein:

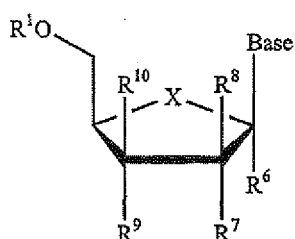
R ¹	R ⁶	X	Base
H	CH ₃	O	2,4-O-Diacetyluracil
H	CH ₃	O	Hypoxanthine
H	CH ₃	O	2,4-O-Diacetylthymine
H	CH ₃	O	Thymine
H	CH ₃	O	Cytosine
H	CH ₃	O	4-(N-mono-acetyl)cytosine
H	CH ₃	O	4-(N,N-diacetyl)cytosine
H	CH ₃	O	Uracil
H	CH ₃	O	5-Fluorouracil
H	CH ₃	S	2,4-O-Diacetyluracil
H	CH ₃	S	Hypoxanthine
H	CH ₃	S	2,4-O-Diacetylthymine

R ¹	R ⁶	X	Base
H	CH ₃	S	Thymine
H	CH ₃	S	Cytosine
H	CH ₃	S	4-(N-mono-acetyl)cytosine
H	CH ₃	S	4-(N,N-diacetyl)cytosine
H	CH ₃	S	Uracil
H	CH ₃	S	5-Fluorouracil
monophosphate	CH ₃	O	2,4-O-Diacetyluracil
monophosphate	CH ₃	O	Hypoxanthine
monophosphate	CH ₃	O	2,4-O-Diacetylthymine
monophosphate	CH ₃	O	Thymine
monophosphate	CH ₃	O	Cytosine
monophosphate	CH ₃	O	4-(N-mono-acetyl)cytosine
monophosphate	CH ₃	O	4-(N,N-diacetyl)cytosine
monophosphate	CH ₃	O	Uracil
monophosphate	CH ₃	O	5-Fluorouracil
monophosphate	CH ₃	S	2,4-O-Diacetyluracil
monophosphate	CH ₃	S	Hypoxanthine
monophosphate	CH ₃	S	2,4-O-Diacetylthymine
monophosphate	CH ₃	S	Thymine
monophosphate	CH ₃	S	Cytosine
monophosphate	CH ₃	S	4-(N-mono-acetyl)cytosine
monophosphate	CH ₃	S	4-(N,N-diacetyl)cytos
monophosphate	CH ₃	S	Uracil
monophosphate	CH ₃	S	5-Fluorouracil
diphosphate	CH ₃	O	2,4-O-Diacetyluracil
diphosphate	CH ₃	O	Hypoxanthine
diphosphate	CH ₃	O	2,4-O-Diacetylthymine
diphosphate	CH ₃	O	Thymine
diphosphate	CH ₃	O	Cytosine
diphosphate	CH ₃	O	4-(N-mono-acetyl)cytosine
diphosphate	CH ₃	O	4-(N,N-diacetyl)cytosine

R ¹	R ⁶	X	Base
diphosphate	CH ₃	O	Uracil
diphosphate	CH ₃	O	5-Fluorouracil
diphosphate	CH ₃	S	2,4-O-Diacetyloracil
diphosphate	CH ₃	S	Hypoxanthine
diphosphate	CH ₃	S	2,4-O-Diacetylthymine
diphosphate	CH ₃	S	Thymine
diphosphate	CH ₃	S	Cytosine
triphosphate	CH ₃	O	2,4-O-Diacetyloracil
triphosphate	CH ₃	O	Hypoxanthine
triphosphate	CH ₃	O	2,4-O-Diacetylthymine
triphosphate	CH ₃	O	Thymine
triphosphate	CH ₃	O	Cytosine
triphosphate	CH ₃	O	4-(N-mono-acetyl)cytosine
triphosphate	CH ₃	O	4-(N,N-diacetyl)cytosine
triphosphate	CH ₃	O	Uracil
triphosphate	CH ₃	O	5-Fluorouracil
triphosphate	CH ₃	S	2,4-O-Diacetyloracil
triphosphate	CH ₃	S	Hypoxanthine
triphosphate	CH ₃	S	2,4-O-Diacetylthymine
triphosphate	CH ₃	S	Thymine
triphosphate	CH ₃	S	Cytosine
monophosphate	CF ₃	O	2,4-O-Diacetyloracil
monophosphate	CF ₃	O	Hypoxanthine
monophosphate	CF ₃	O	2,4-O-Diacetylthymine
monophosphate	CF ₃	O	Thymine
monophosphate	CF ₃	O	Cytosine
monophosphate	CF ₃	O	4-(N-mono-acetyl)cytosine
monophosphate	CF ₃	O	4-(N,N-diacetyl)cytos
monophosphate	CF ₃	O	Uracil
monophosphate	CF ₃	O	5-Fluorouracil
monophosphate	CF ₃	S	2,4-O-Diacetyloracil

R ¹	R ⁶	X	Base
monophosphate	CF ₃	S	Hypoxanthine
monophosphate	CF ₃	S	2,4-O-Diacetylthymine
monophosphate	CF ₃	S	Thymine
monophosphate	CF ₃	S	Cytosine
monophosphate	CF ₃	S	4-(N-mono-acetyl)cytosine
monophosphate	CF ₃	S	4-(N,N-diacetyl)cytosine
monophosphate	CF ₃	S	Uracil
monophosphate	CF ₃	S	5-Fluorouracil
acetyl	CF ₃	O	4-(N,N-diacetyl)cytosine
acetyl	CF ₃	S	4-(N,N-diacetyl)cytosine
acetyl	2-bromo-vinyl	O	4-(N,N-diacetyl)cytosine
acetyl	2-bromo-vinyl	S	4-(N,N-diacetyl)cytosine

Alternatively, the following nucleosides of Formula XVI are prepared, using the appropriate sugar and pyrimidine or purine bases.



(XVI)

wherein:

R ¹	R ⁶	R ⁷	R ⁸	X	Base	R ¹⁰	R ⁹
H	CH ₃	H	H	O	2,4-O-Diacetyluracil	OH	Me
H	CH ₃	H	H	O	Hypoxanthine	OH	Me
H	CH ₃	H	H	O	2,4-O-Diacetylthymine	OH	Me
H	CH ₃	H	H	O	Thymine	OH	Me
H	CH ₃	H	H	O	Cytosine	OH	Me
H	CH ₃	H	H	O	4-(N-mono-acetyl)cytosine	OH	Me
H	CH ₃	H	H	O	4-(N,N-diacetyl)cytosine	OH	Me

R ¹	R ⁶	R ⁷	R ⁸	X	Base	R ¹⁰	R ⁹
H	CH ₃	H	H	O	Uracil	OH	Me
H	CH ₃	H	H	O	5-Fluorouracil	OH	Me
H	CH ₃	H	H	S	2,4-O-Diacetyluracil	OH	Me
H	CH ₃	H	H	S	Hypoxanthine	OH	Me
H	CH ₃	H	H	S	2,4-O-Diacetylthymine	OH	Me
H	CH ₃	H	H	S	Thymine	OH	Me
H	CH ₃	H	H	S	Cytosine	OH	Me
H	CH ₃	H	H	S	4-(N-mono-acetyl)cytosine	OH	Me
H	CH ₃	H	H	S	4-(N,N-diacetyl)cytosine	OH	Me
H	CH ₃	H	H	S	Uracil	OH	Me
H	CH ₃	H	H	S	5-Fluorouracil	OH	Me
monophosphate	CH ₃	H	H	O	2,4-O-Diacetyluracil	OH	Me
monophosphate	CH ₃	H	H	O	Hypoxanthine	OH	Me
monophosphate	CH ₃	H	H	O	2,4-O-Diacetylthymine	OH	Me
monophosphate	CH ₃	H	H	O	Thymine	OH	Me
monophosphate	CH ₃	H	H	O	Cytosine	OH	Me
monophosphate	CH ₃	H	H	O	4-(N-mono-acetyl)cytosine	OH	Me
monophosphate	CH ₃	H	H	O	4-(N,N-diacetyl)cytosine	OH	Me
monophosphate	CH ₃	H	H	O	Uracil	OH	Me
monophosphate	CH ₃	H	H	O	5-Fluorouracil	OH	Me
monophosphate	CH ₃	H	H	S	2,4-O-Diacetyluracil	OH	Me
monophosphate	CH ₃	H	H	S	Hypoxanthine	OH	Me
monophosphate	CH ₃	H	H	S	2,4-O-Diacetylthymine	OH	Me
monophosphate	CH ₃	H	H	S	Thymine	OH	Me
monophosphate	CH ₃	H	H	S	Cytosine	OH	Me
monophosphate	CH ₃	H	H	S	4-(N-mono-acetyl)cytosine	OH	Me
monophosphate	CH ₃	H	H	S	4-(N,N-diacetyl)cytosine	OH	Me
monophosphate	CH ₃	H	H	S	Uracil	OH	Me
monophosphate	CH ₃	H	H	S	5-Fluorouracil	OH	Me
diphosphate	CH ₃	H	H	O	2,4-O-Diacetyluracil	OH	Me
diphosphate	CH ₃	H	H	O	Hypoxanthine	OH	Me

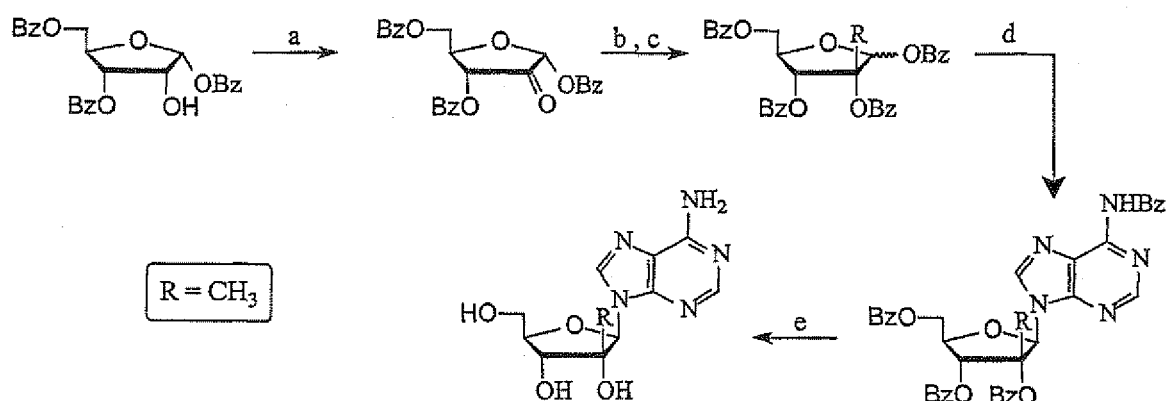
R ¹	R ⁶	R ⁷	R ⁸	X	Base	R ¹⁰	R ⁹
diphosphate	CH ₃	H	H	O	2,4-O-Diacetylthymine	OH	Me
diphosphate	CH ₃	H	H	O	Thymine	OH	Me
diphosphate	CH ₃	H	H	O	Cytosine	OH	Me
diphosphate	CH ₃	H	H	O	4-(N-mono-acetyl)cytosine	OH	Me
diphosphate	CH ₃	H	H	O	4-(N,N-diacetyl)cytosine	OH	Me
diphosphate	CH ₃	H	H	O	Uracil	OH	Me
diphosphate	CH ₃	H	H	O	5-Fluorouracil	OH	Me
diphosphate	CH ₃	H	H	S	2,4-O-Diacetyluracil	OH	Me
diphosphate	CH ₃	H	H	S	Hypoxanthine	OH	Me
diphosphate	CH ₃	H	H	S	2,4-O-Diacetylthymine	OH	Me
diphosphate	CH ₃	H	H	S	Thymine	OH	Me
diphosphate	CH ₃	H	H	S	Cytosine	OH	Me
triphosphate	CH ₃	H	H	O	2,4-O-Diacetyluracil	OH	Me
triphosphate	CH ₃	H	H	O	Hypoxanthine	OH	Me
triphosphate	CH ₃	H	H	O	2,4-O-Diacetylthymine	OH	Me
triphosphate	CH ₃	H	H	O	Thymine	OH	Me
triphosphate	CH ₃	H	H	O	Cytosine	OH	Me
triphosphate	CH ₃	H	H	O	4-(N-mono-acetyl)cytosine	OH	Me
triphosphate	CH ₃	H	H	O	4-(N,N-diacetyl)cytosine	OH	Me
triphosphate	CH ₃	H	H	O	Uracil	OH	Me
triphosphate	CH ₃	H	H	O	5-Fluorouracil	OH	Me
triphosphate	CH ₃	H	H	S	2,4-O-Diacetyluracil	OH	Me
triphosphate	CH ₃	H	H	S	Hypoxanthine	OH	Me
triphosphate	CH ₃	H	H	S	2,4-O-Diacetylthymine	OH	Me
triphosphate	CH ₃	H	H	S	Thymine	OH	Me
triphosphate	CH ₃	H	H	S	Cytosine	OH	Me
monophosphate	CF ₃	H	H	O	2,4-O-Diacetyluracil	OH	Me
monophosphate	CF ₃	H	H	O	Hypoxanthine	OH	Me
monophosphate	CF ₃	H	H	O	2,4-O-Diacetylthymine	OH	Me
monophosphate	CF ₃	H	H	O	Thymine	OH	Me
monophosphate	CF ₃	H	H	O	Cytosine	OH	Me

R ¹	R ⁶	R ⁷	R ⁸	X	Base	R ¹⁰	R ⁹
monophosphate	CF ₃	H	H	O	4-(N-mono-acetyl)cytosine	OH	Me
monophosphate	CF ₃	H	H	O	4-(N,N-diacetyl)cytosine	OH	Me
monophosphate	CF ₃	H	H	O	Uracil	OH	Me
monophosphate	CF ₃	H	H	O	5-Fluorouracil	OH	Me
monophosphate	CF ₃	H	H	S	2,4-O-Diacetyluracil	OH	Me
monophosphate	CF ₃	H	H	S	Hypoxanthine	OH	Me
monophosphate	CF ₃	H	H	S	2,4-O-Diacetylthymine	OH	Me
monophosphate	CF ₃	H	H	S	Thymine	OH	Me
monophosphate	CF ₃	H	H	S	Cytosine	OH	Me
monophosphate	CF ₃	H	H	S	4-(N-mono-acetyl)cytosine	OH	Me
monophosphate	CF ₃	H	H	S	4-(N,N-diacetyl)cytosine	OH	Me
monophosphate	CF ₃	H	H	S	Uracil	OH	Me
monophosphate	CF ₃	H	H	S	5-Fluorouracil	OH	Me
acetyl	CH ₃	H	H	O	4-(N,N-diacetyl)cytosine	H	Br
acetyl	CH ₃	H	H	S	4-(N,N-diacetyl)cytosine	H	Br
acetyl	CH ₃	OH	H	O	4-(N,N-diacetyl)cytosine	H	Br
acetyl	CH ₃	OH	H	S	4-(N,N-diacetyl)cytosine	H	Br

Example 2: Preparation of 2'-C-methylriboadenine

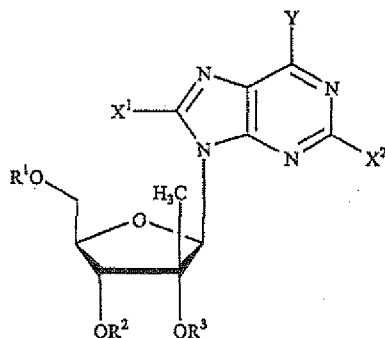
The title compound was prepared according to a published procedure (R.E. Harry-O'kuru, J.M. Smith, and M.S. Wolfe, "A short, flexible route toward 2'-C-branched ribonucleosides", *J.Org. Chem.* 1997, 62, 1754-1759) (Scheme 8).

Scheme 8



(a) Dess-Martin periodinane; (b) MeMgBr / TiCl₄; (c) BzCl, DMAP, Et₃N; (d) bis(trimethylsilyl)acetamide, N⁶-benzoyl adenine, TMSOTf; (e) NH₃ / MeOH

In a similar manner, but using the appropriate sugar and pyrimidine or purine bases, the following nucleosides of Formula II are prepared.



(II)

wherein:

R ¹	R ²	R ³	X ¹	X ²	Y
H	H	H	H	H	H
H	H	H	H	H	NH ₂
H	H	H	H	H	NH-cyclopropyl
H	H	H	H	H	NH-methyl
H	H	H	H	H	NH-ethyl
H	H	H	H	H	NH-acetyl
H	H	H	H	H	OH
H	H	H	H	H	OMe
H	H	H	H	H	OEt
H	H	H	H	H	O-cyclopropyl
H	H	H	H	H	O-acetyl
H	H	H	H	H	SH
H	H	H	H	H	SMe
H	H	H	H	H	SEt
H	H	H	H	H	S-cyclopropyl
H	H	H	H	H	F
H	H	H	H	H	Cl

R ¹	R ²	R ³	X ¹	X ²	Y
H	H	H	H	H	Br
H	H	H	H	H	I
monophosphate	H	H	H	H	NH ₂
monophosphate	H	H	H	H	NH-acetyl
monophosphate	H	H	H	H	NH-cyclopropyl
monophosphate	H	H	H	H	NH-methyl
monophosphate	H	H	H	H	NH-ethyl
monophosphate	H	H	H	H	OH
monophosphate	H	H	H	H	O-acetyl
monophosphate	H	H	H	H	OMe
monophosphate	H	H	H	H	OEt
monophosphate	H	H	H	H	O-cyclopropyl
monophosphate	H	H	H	H	SH
monophosphate	H	H	H	H	SMe
monophosphate	H	H	H	H	SEt
monophosphate	H	H	H	H	S-cyclopropyl
monophosphate	H	H	H	H	F
monophosphate	H	H	H	H	Cl
monophosphate	H	H	H	H	Br
monophosphate	H	H	H	H	I
diphosphate	H	H	H	H	NH ₂
diphosphate	H	H	H	H	NH-acetyl
diphosphate	H	H	H	H	NH-cyclopropyl
diphosphate	H	H	H	H	NH-methyl
diphosphate	H	H	H	H	NH-ethyl
diphosphate	H	H	H	H	OH
diphosphate	H	H	H	H	O-acetyl
diphosphate	H	H	H	H	OMe
diphosphate	H	H	H	H	OEt
diphosphate	H	H	H	H	O-cyclopropyl
diphosphate	H	H	H	H	SH

R ¹	R ²	R ³	X ¹	X ²	Y
diphosphate	H	H	H	H	SMe
diphosphate	H	H	H	H	SEt
diphosphate	H	H	H	H	S-cyclopropyl
diphosphate	H	H	H	H	F
diphosphate	H	H	H	H	Cl
diphosphate	H	H	H	H	Br
diphosphate	H	H	H	H	I
triphosphate	H	H	H	H	NH ₂
triphosphate	H	H	H	H	NH-acetyl
triphosphate	H	H	H	H	NH-cyclopropyl
triphosphate	H	H	H	H	NH-methyl
triphosphate	H	H	H	H	NH-ethyl
triphosphate	H	H	H	H	OH
triphosphate	H	H	H	H	OMe
triphosphate	H	H	H	H	OEt
triphosphate	H	H	H	H	O-cyclopropyl
triphosphate	H	H	H	H	O-acetyl
triphosphate	H	H	H	H	SH
triphosphate	H	H	H	H	SMe
triphosphate	H	H	H	H	SEt
triphosphate	H	H	H	H	S-cyclopropyl
triphosphate	H	H	H	H	F
triphosphate	H	H	H	H	Cl
triphosphate	H	H	H	H	Br
triphosphate	H	H	H	H	I
monophosphate	monophosphate	monophosphate	H	H	NH ₂
monophosphate	monophosphate	monophosphate	H	H	NH-cyclopropyl
monophosphate	monophosphate	monophosphate	H	H	OH
monophosphate	monophosphate	monophosphate	H	H	F
monophosphate	monophosphate	monophosphate	H	H	Cl
diphosphate	diphosphate	diphosphate	H	H	NH ₂

R ¹	R ²	R ³	X ¹	X ²	Y
diphosphate	diphosphate	diphosphate	H	H	NH-cyclopropyl
diphosphate	diphosphate	diphosphate	H	H	OH
diphosphate	diphosphate	diphosphate	H	H	F
diphosphate	diphosphate	diphosphate	H	H	Cl
triphosphate	triphosphate	triphosphate	H	H	NH ₂
triphosphate	triphosphate	triphosphate	H	H	NH-cyclopropyl
triphosphate	triphosphate	triphosphate	H	H	OH
triphosphate	triphosphate	triphosphate	H	H	F
triphosphate	triphosphate	triphosphate	H	H	Cl
H	H	H	F	H	NH ₂
H	H	H	F	H	NH-cyclopropyl
H	H	H	F	H	OH
H	H	H	F	H	F
H	H	H	F	H	Cl
H	H	H	Cl	H	NH ₂
H	H	H	Cl	H	NH-cyclopropyl
H	H	H	Cl	H	OH
H	H	H	Cl	H	F
H	H	H	Cl	H	Cl
H	H	H	Br	H	NH ₂
H	H	H	Br	H	NH-cyclopropyl
H	H	H	Br	H	OH
H	H	H	Br	H	F
H	H	H	Br	H	Cl
H	H	H	NH ₂	H	NH ₂
H	H	H	NH ₂	H	NH-cyclopropyl
H	H	H	NH ₂	H	OH
H	H	H	NH ₂	H	F
H	H	H	NH ₂	H	Cl
H	H	H	SH	H	NH ₂
H	H	H	SH	H	NH-cyclopropyl

R ¹	R ²	R ³	X ¹	X ²	Y
H	H	H	SH	H	OH
H	H	H	SH	H	F
H	H	H	SH	H	Cl
acetyl	H	H	H	H	NH ₂
acetyl	H	H	H	H	NH-cyclopropyl
acetyl	H	H	H	H	OH
acetyl	H	H	H	H	F
acetyl	H	H	H	H	Cl
acetyl	H	H	F	H	NH ₂
acetyl	H	H	F	H	NH-cyclopropyl
acetyl	H	H	F	H	OH
acetyl	H	H	F	H	F
acetyl	H	H	F	H	Cl
H	acetyl	acetyl	H	H	NH ₂
H	acetyl	acetyl	H	H	NH-cyclopropyl
H	acetyl	acetyl	H	H	OH
H	acetyl	acetyl	H	H	F
H	acetyl	acetyl	H	H	Cl
acetyl	acetyl	acetyl	H	H	NH ₂
acetyl	acetyl	acetyl	H	H	NH-cyclopropyl
acetyl	acetyl	acetyl	H	H	OH
acetyl	acetyl	acetyl	H	H	F
acetyl	acetyl	acetyl	H	H	Cl
monophosphate	acetyl	acetyl	H	H	NH ₂
monophosphate	acetyl	acetyl	H	H	NH-cyclopropyl
monophosphate	acetyl	acetyl	H	H	OH
monophosphate	acetyl	acetyl	H	H	F
monophosphate	acetyl	acetyl	H	H	Cl
diphosphate	acetyl	acetyl	H	H	NH ₂
diphosphate	acetyl	acetyl	H	H	NH-cyclopropyl
diphosphate	acetyl	acetyl	H	H	OH

R ¹	R ²	R ³	X ¹	X ²	Y
diphosphate	acetyl	acetyl	H	H	F
diphosphate	acetyl	acetyl	H	H	Cl
triphosphate	acetyl	acetyl	H	H	NH ₂
triphosphate	acetyl	acetyl	H	H	NH-cyclopropyl
triphosphate	acetyl	acetyl	H	H	OH
triphosphate	acetyl	acetyl	H	H	F
triphosphate	acetyl	acetyl	H	H	Cl
H	H	H	H	NH ₂	H
H	H	H	H	NH ₂	NH ₂
H	H	H	H	NH ₂	NH-cyclopropyl
H	H	H	H	NH ₂	NH-methyl
H	H	H	H	NH ₂	NH-ethyl
H	H	H	H	NH ₂	NH-acetyl
H	H	H	H	NH ₂	OH
H	H	H	H	NH ₂	OMe
H	H	H	H	NH ₂	OEt
H	H	H	H	NH ₂	O-cyclopropyl
H	H	H	H	NH ₂	O-acetyl
H	H	H	H	NH ₂	SH
H	H	H	H	NH ₂	SMe
H	H	H	H	NH ₂	SEt
H	H	H	H	NH ₂	S-cyclopropyl
H	H	H	H	NH ₂	F
H	H	H	H	NH ₂	Cl
H	H	H	H	NH ₂	Br
H	H	H	H	NH ₂	I
monophosphate	H	H	H	NH ₂	NH ₂
monophosphate	H	H	H	NH ₂	NH-acetyl
monophosphate	H	H	H	NH ₂	NH-cyclopropyl
monophosphate	H	H	H	NH ₂	NH-methyl
monophosphate	H	H	H	NH ₂	NH-ethyl

R ¹	R ²	R ³	X ¹	X ²	Y
monophosphate	H	H	H	NH ₂	OH
monophosphate	H	H	H	NH ₂	O-acetyl
monophosphate	H	H	H	NH ₂	OMe
monophosphate	H	H	H	NH ₂	OEt
monophosphate	H	H	H	NH ₂	O-cyclopropyl
monophosphate	H	H	H	NH ₂	SH
monophosphate	H	H	H	NH ₂	SMe
monophosphate	H	H	H	NH ₂	SEt
monophosphate	H	H	H	NH ₂	S-cyclopropyl
monophosphate	H	H	H	NH ₂	F
monophosphate	H	H	H	NH ₂	Cl
monophosphate	H	H	H	NH ₂	Br
monophosphate	H	H	H	NH ₂	I
diphosphate	H	H	H	NH ₂	NH ₂
diphosphate	H	H	H	NH ₂	NH-acetyl
diphosphate	H	H	H	NH ₂	NH-cyclopropyl
diphosphate	H	H	H	NH ₂	NH-methyl
diphosphate	H	H	H	NH ₂	NH-ethyl
diphosphate	H	H	H	NH ₂	OH
diphosphate	H	H	H	NH ₂	O-acetyl
diphosphate	H	H	H	NH ₂	OMe
diphosphate	H	H	H	NH ₂	OEt
diphosphate	H	H	H	NH ₂	O-cyclopropyl
diphosphate	H	H	H	NH ₂	SH
diphosphate	H	H	H	NH ₂	SMe
diphosphate	H	H	H	NH ₂	SEt
diphosphate	H	H	H	NH ₂	S-cyclopropyl
diphosphate	H	H	H	NH ₂	F
diphosphate	H	H	H	NH ₂	Cl
diphosphate	H	H	H	NH ₂	Br
diphosphate	H	H	H	NH ₂	I

R ¹	R ²	R ³	X ¹	X ²	Y
triphosphate	H	H	H	NH ₂	NH ₂
triphosphate	H	H	H	NH ₂	NH-acetyl
triphosphate	H	H	H	NH ₂	NH-cyclopropyl
triphosphate	H	H	H	NH ₂	NH-methyl
triphosphate	H	H	H	NH ₂	NH-ethyl
triphosphate	H	H	H	NH ₂	OH
triphosphate	H	H	H	NH ₂	OMe
triphosphate	H	H	H	NH ₂	OEt
triphosphate	H	H	H	NH ₂	O-cyclopropyl
triphosphate	H	H	H	NH ₂	O-acetyl
triphosphate	H	H	H	NH ₂	SH
triphosphate	H	H	H	NH ₂	SMe
triphosphate	H	H	H	NH ₂	SEt
triphosphate	H	H	H	NH ₂	S-cyclopropyl
triphosphate	H	H	H	NH ₂	F
triphosphate	H	H	H	NH ₂	Cl
triphosphate	H	H	H	NH ₂	Br
triphosphate	H	H	H	NH ₂	I
monophosphate	monophosphate	monophosphate	H	NH ₂	NH ₂
monophosphate	monophosphate	monophosphate	H	NH ₂	NH-cyclopropyl
monophosphate	monophosphate	monophosphate	H	NH ₂	OH
monophosphate	monophosphate	monophosphate	H	NH ₂	F
monophosphate	monophosphate	monophosphate	H	NH ₂	Cl
diphosphate	diphosphate	diphosphate	H	NH ₂	NH ₂
diphosphate	diphosphate	diphosphate	H	NH ₂	NH-cyclopropyl
diphosphate	diphosphate	diphosphate	H	NH ₂	OH
diphosphate	diphosphate	diphosphate	H	NH ₂	F
diphosphate	diphosphate	diphosphate	H	NH ₂	Cl
triphosphate	triphosphate	triphosphate	H	NH ₂	NH ₂
triphosphate	triphosphate	triphosphate	H	NH ₂	NH-cyclopropyl
triphosphate	triphosphate	triphosphate	H	NH ₂	OH

R ¹	R ²	R ³	X ¹	X ²	Y
triphosphate	triphosphate	triphosphate	H	NH ₂	F
triphosphate	triphosphate	triphosphate	H	NH ₂	Cl
H	H	H	F	NH ₂	NH ₂
H	H	H	F	NH ₂	NH-cyclopropyl
H	H	H	F	NH ₂	OH
H	H	H	F	NH ₂	F
H	H	H	F	NH ₂	Cl
H	H	H	Cl	NH ₂	NH ₂
H	H	H	Cl	NH ₂	NH-cyclopropyl
H	H	H	Cl	NH ₂	OH
H	H	H	Cl	NH ₂	F
H	H	H	Cl	NH ₂	Cl
H	H	H	Br	NH ₂	NH ₂
H	H	H	Br	NH ₂	NH-cyclopropyl
H	H	H	Br	NH ₂	OH
H	H	H	Br	NH ₂	F
H	H	H	Br	NH ₂	Cl
H	H	H	NH ₂	NH ₂	NH ₂
H	H	H	NH ₂	NH ₂	NH-cyclopropyl
H	H	H	NH ₂	NH ₂	OH
H	H	H	NH ₂	NH ₂	F
H	H	H	NH ₂	NH ₂	Cl
H	H	H	SH	NH ₂	NH ₂
H	H	H	SH	NH ₂	NH-cyclopropyl
H	H	H	SH	NH ₂	OH
H	H	H	SH	NH ₂	F
H	H	H	SH	NH ₂	Cl
acetyl	H	H	H	NH ₂	NH ₂
acetyl	H	H	H	NH ₂	NH-cyclopropyl
acetyl	H	H	H	NH ₂	OH
acetyl	H	H	H	NH ₂	F

R ¹	R ²	R ³	X ¹	X ²	Y
acetyl	H	H	H	NH ₂	Cl
acetyl	H	H	F	NH ₂	NH ₂
acetyl	H	H	F	NH ₂	NH-cyclopropyl
acetyl	H	H	F	NH ₂	OH
acetyl	H	H	F	NH ₂	F
acetyl	H	H	F	NH ₂	Cl
H	acetyl	acetyl	H	NH ₂	NH ₂
H	acetyl	acetyl	H	NH ₂	NH-cyclopropyl
H	acetyl	acetyl	H	NH ₂	OH
H	acetyl	acetyl	H	NH ₂	F
H	acetyl	acetyl	H	NH ₂	Cl
acetyl	acetyl	acetyl	H	NH ₂	NH ₂
acetyl	acetyl	acetyl	H	NH ₂	NH-cyclopropyl
acetyl	acetyl	acetyl	H	NH ₂	OH
acetyl	acetyl	acetyl	H	NH ₂	F
acetyl	acetyl	acetyl	H	NH ₂	Cl
monophosphate	acetyl	acetyl	H	NH ₂	NH ₂
monophosphate	acetyl	acetyl	H	NH ₂	NH-cyclopropyl
monophosphate	acetyl	acetyl	H	NH ₂	OH
monophosphate	acetyl	acetyl	H	NH ₂	F
monophosphate	acetyl	acetyl	H	NH ₂	Cl
diphosphate	acetyl	acetyl	H	NH ₂	NH ₂
diphosphate	acetyl	acetyl	H	NH ₂	NH-cyclopropyl
diphosphate	acetyl	acetyl	H	NH ₂	OH
diphosphate	acetyl	acetyl	H	NH ₂	F
diphosphate	acetyl	acetyl	H	NH ₂	Cl
triphosphate	acetyl	acetyl	H	NH ₂	NH ₂
triphosphate	acetyl	acetyl	H	NH ₂	NH-cyclopropyl
triphosphate	acetyl	acetyl	H	NH ₂	OH
triphosphate	acetyl	acetyl	H	NH ₂	F
triphosphate	acetyl	acetyl	H	NH ₂	Cl

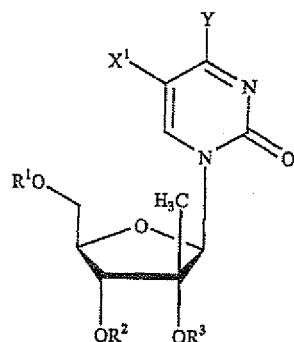
R ¹	R ²	R ³	X ¹	X ²	Y
H	H	H	H	Cl	H
H	H	H	H	Cl	H
H	H	H	H	Cl	NH ₂
H	H	H	H	Cl	NH-cyclopropyl
H	H	H	H	Cl	NH-methyl
H	H	H	H	Cl	NH-ethyl
H	H	H	H	Cl	NH-acetyl
H	H	H	H	Cl	OH
H	H	H	H	Cl	OMe
H	H	H	H	Cl	OE _t
H	H	H	H	Cl	O-cyclopropyl
H	H	H	H	Cl	O-acetyl
H	H	H	H	Cl	SH
H	H	H	H	Cl	SMe
H	H	H	H	Cl	SE _t
H	H	H	H	Cl	S-cyclopropyl
monophosphate	H	H	H	Cl	NH ₂
monophosphate	H	H	H	Cl	NH-acetyl
monophosphate	H	H	H	Cl	NH-cyclopropyl
monophosphate	H	H	H	Cl	NH-methyl
monophosphate	H	H	H	Cl	NH-ethyl
monophosphate	H	H	H	Cl	OH
monophosphate	H	H	H	Cl	O-acetyl
monophosphate	H	H	H	Cl	OMe
monophosphate	H	H	H	Cl	OE _t
monophosphate	H	H	H	Cl	O-cyclopropyl
monophosphate	H	H	H	Cl	SH
monophosphate	H	H	H	Cl	SMe
monophosphate	H	H	H	Cl	SE _t
monophosphate	H	H	H	Cl	S-cyclopropyl
diphosphate	H	H	H	Cl	NH ₂

R ¹	R ²	R ³	X ¹	X ²	Y
diphosphate	H	H	H	Cl	NH-acetyl
diphosphate	H	H	H	Cl	NH-cyclopropyl
diphosphate	H	H	H	Cl	NH-methyl
diphosphate	H	H	H	Cl	NH-ethyl
diphosphate	H	H	H	Cl	OH
diphosphate	H	H	H	Cl	O-acetyl
diphosphate	H	H	H	Cl	OMe
diphosphate	H	H	H	Cl	OEt
diphosphate	H	H	H	Cl	O-cyclopropyl
diphosphate	H	H	H	Cl	SH
diphosphate	H	H	H	Cl	SMe
diphosphate	H	H	H	Cl	SEt
diphosphate	H	H	H	Cl	S-cyclopropyl
triphosphate	H	H	H	Cl	NH ₂
triphosphate	H	H	H	Cl	NH-acetyl
triphosphate	H	H	H	Cl	NH-cyclopropyl
triphosphate	H	H	H	Cl	NH-methyl
triphosphate	H	H	H	Cl	NH-ethyl
triphosphate	H	H	H	Cl	OH
triphosphate	H	H	H	Cl	OMe
triphosphate	H	H	H	Cl	OEt
triphosphate	H	H	H	Cl	O-cyclopropyl
triphosphate	H	H	H	Cl	O-acetyl
triphosphate	H	H	H	Cl	SH
triphosphate	H	H	H	Cl	SMe
triphosphate	H	H	H	Cl	SEt
triphosphate	H	H	H	Cl	S-cyclopropyl
monophosphate	monophosphate	monophosphate	H	Cl	NH ₂
monophosphate	monophosphate	monophosphate	H	Cl	NH-cyclopropyl
monophosphate	monophosphate	monophosphate	H	Cl	OH
diphosphate	diphosphate	diphosphate	H	Cl	NH ₂

R ¹	R ²	R ³	X ¹	X ²	Y
diphosphate	diphosphate	diphosphate	H	Cl	NH-cyclopropyl
diphosphate	diphosphate	diphosphate	H	Cl	OH
triphosphate	triphosphate	triphosphate	H	Cl	NH ₂
triphosphate	triphosphate	triphosphate	H	Cl	NH-cyclopropyl
triphosphate	triphosphate	triphosphate	H	Cl	OH
H	H	H	F	Cl	NH ₂
H	H	H	F	Cl	NH-cyclopropyl
H	H	H	F	Cl	OH
H	H	H	Cl	Cl	NH ₂
H	H	H	Cl	Cl	NH-cyclopropyl
H	H	H	Cl	Cl	OH
H	H	H	Br	Cl	NH ₂
H	H	H	Br	Cl	NH-cyclopropyl
H	H	H	Br	Cl	OH
H	H	H	NH ₂	Cl	NH ₂
H	H	H	NH ₂	Cl	NH-cyclopropyl
H	H	H	NH ₂	Cl	OH
H	H	H	SH	Cl	NH ₂
H	H	H	SH	Cl	NH-cyclopropyl
H	H	H	SH	Cl	OH
acetyl	H	H	H	Cl	NH ₂
acetyl	H	H	H	Cl	NH-cyclopropyl
acetyl	H	H	H	Cl	OH
acetyl	H	H	F	Cl	NH ₂
acetyl	H	H	F	Cl	NH-cyclopropyl
acetyl	H	H	F	Cl	OH
H	acetyl	acetyl	H	Cl	NH ₂
H	acetyl	acetyl	H	Cl	NH-cyclopropyl
H	acetyl	acetyl	H	Cl	OH
acetyl	acetyl	acetyl	H	Cl	NH ₂
acetyl	acetyl	acetyl	H	Cl	NH-cyclopropyl

R ¹	R ²	R ³	X ¹	X ²	Y
acetyl	acetyl	acetyl	H	Cl	OH
monophosphate	acetyl	acetyl	H	Cl	NH ₂
monophosphate	acetyl	acetyl	H	Cl	NH-cyclopropyl
monophosphate	acetyl	acetyl	H	Cl	OH
diphosphate	acetyl	acetyl	H	Cl	NH ₂
diphosphate	acetyl	acetyl	H	Cl	NH-cyclopropyl
diphosphate	acetyl	acetyl	H	Cl	OH
triphosphate	acetyl	acetyl	H	Cl	NH ₂
triphosphate	acetyl	acetyl	H	Cl	NH-cyclopropyl
triphosphate	acetyl	acetyl	H	Cl	OH
H	H	H	H	Cl	NH ₂
H	H	H	H	Cl	NH-cyclopropyl
H	H	H	H	Cl	OH
H	H	H	H	Br	NH ₂
H	H	H	H	Br	NH-cyclopropyl
H	H	H	H	Br	OH

Alternatively, the following nucleosides of Formula V are prepared, using the appropriate sugar and pyrimidine or purine bases.



(V)

wherein:

R ¹	R ²	R ³	X ¹	Y
H	H	H	H	H
H	H	H	H	NH ₂

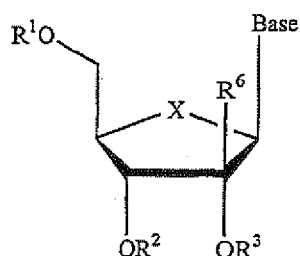
R ¹	R ²	R ³	X ¹	Y
H	H	H	H	NH-cyclopropyl
H	H	H	H	NH-methyl
H	H	H	H	NH-ethyl
H	H	H	H	NH-acetyl
H	H	H	H	OH
H	H	H	H	OMe
H	H	H	H	OEt
H	H	H	H	O-cyclopropyl
H	H	H	H	O-acetyl
H	H	H	H	SH
H	H	H	H	SMe
H	H	H	H	SEt
H	H	H	H	S-cyclopropyl
monophosphate	H	H	H	NH ₂
monophosphate	H	H	H	NH-acetyl
monophosphate	H	H	H	NH-cyclopropyl
monophosphate	H	H	H	NH-methyl
monophosphate	H	H	H	NH-ethyl
monophosphate	H	H	H	OH
monophosphate	H	H	H	O-acetyl
monophosphate	H	H	H	OMe
monophosphate	H	H	H	OEt
monophosphate	H	H	H	O-cyclopropyl
monophosphate	H	H	H	SH
monophosphate	H	H	H	SMe
monophosphate	H	H	H	SEt
monophosphate	H	H	H	S-cyclopropyl
diphosphate	H	H	H	NH ₂
diphosphate	H	H	H	NH-acetyl
diphosphate	H	H	H	NH-cyclopropyl
diphosphate	H	H	H	NH-methyl

R ¹	R ²	R ³	X ¹	Y
diphosphate	H	H	H	NH-ethyl
diphosphate	H	H	H	OH
diphosphate	H	H	H	O-acetyl
diphosphate	H	H	H	OMe
diphosphate	H	H	H	OEt
diphosphate	H	H	H	O-cyclopropyl
diphosphate	H	H	H	SH
diphosphate	H	H	H	SMe
diphosphate	H	H	H	SEt
diphosphate	H	H	H	S-cyclopropyl
triphosphate	H	H	H	NH ₂
triphosphate	H	H	H	NH-acetyl
triphosphate	H	H	H	NH-cyclopropyl
triphosphate	H	H	H	NH-methyl
triphosphate	H	H	H	NH-ethyl
triphosphate	H	H	H	OH
triphosphate	H	H	H	OMe
triphosphate	H	H	H	OEt
triphosphate	H	H	H	O-cyclopropyl
triphosphate	H	H	H	O-acetyl
triphosphate	H	H	H	SH
triphosphate	H	H	H	SMe
triphosphate	H	H	H	SEt
triphosphate	H	H	H	S-cyclopropyl
monophosphate	monophosphate	monophosphate	H	NH ₂
monophosphate	monophosphate	monophosphate	H	NH-cyclopropyl
monophosphate	monophosphate	monophosphate	H	OH
diphosphate	diphosphate	diphosphate	H	NH ₂
diphosphate	diphosphate	diphosphate	H	NH-cyclopropyl
diphosphate	diphosphate	diphosphate	H	OH
triphosphate	triphosphate	triphosphate	H	NH ₂

R ¹	R ²	R ³	X ¹	Y
triphosphate	triphosphate	triphosphate	H	NH-cyclopropyl
triphosphate	triphosphate	triphosphate	H	OH
H	H	H	F	NH ₂
H	H	H	F	NH-cyclopropyl
H	H	H	F	OH
H	H	H	Cl	NH ₂
H	H	H	Cl	NH-cyclopropyl
H	H	H	Cl	OH
H	H	H	Br	NH ₂
H	H	H	Br	NH-cyclopropyl
H	H	H	Br	OH
H	H	H	NH ₂	NH ₂
H	H	H	NH ₂	NH-cyclopropyl
H	H	H	NH ₂	OH
H	H	H	SH	NH ₂
H	H	H	SH	NH-cyclopropyl
H	H	H	SH	OH
acetyl	H	H	H	NH ₂
acetyl	H	H	H	NH-cyclopropyl
acetyl	H	H	H	OH
acetyl	H	H	F	NH ₂
acetyl	H	H	F	NH-cyclopropyl
acetyl	H	H	F	OH
H	acetyl	acetyl	H	NH ₂
H	acetyl	acetyl	H	NH-cyclopropyl
H	acetyl	acetyl	H	OH
acetyl	acetyl	acetyl	H	NH ₂
acetyl	acetyl	acetyl	H	NH-cyclopropyl
acetyl	acetyl	acetyl	H	OH
monophosphate	acetyl	acetyl	H	NH ₂
monophosphate	acetyl	acetyl	H	NH-cyclopropyl

R ¹	R ²	R ³	X ¹	Y
monophosphate	acetyl	acetyl	H	OH
diphosphate	acetyl	acetyl	H	NH ₂
diphosphate	acetyl	acetyl	H	NH-cyclopropyl
diphosphate	acetyl	acetyl	H	OH
triphosphate	acetyl	acetyl	H	NH ₂
triphosphate	acetyl	acetyl	H	NH-cyclopropyl
triphosphate	acetyl	acetyl	H	OH

Alternatively, the following nucleosides of Formula X are prepared, using the appropriate sugar and pyrimidine or purine bases.



(X)

wherein:

R ¹	R ²	R ³	R ⁶	X	Base
H	H	H	CH ₃	O	2,4-O-Diacetyluracil
H	H	H	CH ₃	O	Hypoxanthine
H	H	H	CH ₃	O	2,4-O-Diacetylthymine
H	H	H	CH ₃	O	Thymine
H	H	H	CH ₃	O	Cytosine
H	H	H	CH ₃	O	4-(N-mono-acetyl)cytosine
H	H	H	CH ₃	O	4-(N,N-diacetyl)cytosine
H	H	H	CH ₃	O	Uracil

R ¹	R ²	R ³	R ⁶	X	Base
H	H	H	CH ₃	O	5-Fluorouracil
H	H	H	CH ₃	S	2,4-O-Diacetyluraci
H	H	H	CH ₃	S	Hypoxanthine
H	H	H	CH ₃	S	2,4-O-Diacetylthymine
H	H	H	CH ₃	S	Thymine
H	H	H	CH ₃	S	Cytosine
H	H	H	CH ₃	S	4-(N-mono-acetyl)cytosine
H	H	H	CH ₃	S	4-(N,N-diacetyl)cytosine
H	H	H	CH ₃	S	Uracil
H	H	H	CH ₃	S	5-Fluorouracil
monophosphate	H	H	CH ₃	O	2,4-O-Diacetyluracil
monophosphate	H	H	CH ₃	O	Hypoxanthine
monophosphate	H	H	CH ₃	O	2,4-O-Diacetylthym
monophosphate	H	H	CH ₃	O	Thymine
monophosphate	H	H	CH ₃	O	Cytosine
monophosphate	H	H	CH ₃	O	4-(N-mono-acetyl)cytosine
monophosphate	H	H	CH ₃	O	4-(N,N-diacetyl)cytosine
monophosphate	H	H	CH ₃	O	Uracil
monophosphate	H	H	CH ₃	O	5-Fluorouracil
monophosphate	H	H	CH ₃	S	2,4-O-Diacetyluracil
monophosphate	H	H	CH ₃	S	Hypoxanthine
monophosphate	H	H	CH ₃	S	2,4-O-Diacetylthym

R ¹	R ²	R ³	R ⁶	X	Base
monophosphate	H	H	CH ₃	S	Thymine
monophosphate	H	H	CH ₃	S	Cytosine
monophosphate	H	H	CH ₃	S	4-(N-mono-acetyl)cytosine
monophosphate	H	H	CH ₃	S	4-(N,N-diacetyl)cytosine
monophosphate	H	H	CH ₃	S	Uracil
monophosphate	H	H	CH ₃	S	5-Fluorouracil
diphosphate	H	H	CH ₃	O	2,4-O-Diacetyluracil
diphosphate	H	H	CH ₃	O	Hypoxanthine
diphosphate	H	H	CH ₃	O	2,4-O-Diacetylthymine
diphosphate	H	H	CH ₃	O	Thymine
diphosphate	H	H	CH ₃	O	Cytosine
diphosphate	H	H	CH ₃	O	4-(N-mono-acetyl)cytosine
diphosphate	H	H	CH ₃	O	4-(N,N-diacetyl)cytosine
diphosphate	H	H	CH ₃	O	Uracil
diphosphate	H	H	CH ₃	O	5-Fluorouracil
diphosphate	H	H	CH ₃	S	2,4-O-Diacetyluracil
diphosphate	H	H	CH ₃	S	Hypoxanthine
diphosphate	H	H	CH ₃	S	2,4-O-Diacetylthym
diphosphate	H	H	CH ₃	S	Thymine
diphosphate	H	H	CH ₃	S	Cytosine
triphosphate	H	H	CH ₃	O	2,4-O-Diacetyluracil
triphosphate	H	H	CH ₃	O	Hypoxanthine

R ¹	R ²	R ³	R ⁶	X	Base
triphosphate	H	H	CH ₃	O	2,4-O-Diacetylthymine
triphosphate	H	H	CH ₃	O	Thymine
triphosphate	H	H	CH ₃	O	Cytosine
triphosphate	H	H	CH ₃	O	4-(N-mono-acetyl)cytosine
triphosphate	H	H	CH ₃	O	4-(N,N-diacetyl)cytosine
triphosphate	H	H	CH ₃	O	Uracil
triphosphate	H	H	CH ₃	O	5-Fluorouracil
triphosphate	H	H	CH ₃	S	2,4-O-Diacetyloracil
triphosphate	H	H	CH ₃	S	Hypoxanthine
triphosphate	H	H	CH ₃	S	2,4-O-Diacetylthymine
triphosphate	H	H	CH ₃	S	Thymine
triphosphate	H	H	CH ₃	S	Cytosine
monophosphate	monophosphate	monophosphate	CF ₃	O	2,4-O-Diacetyloracil
monophosphate	monophosphate	monophosphate	CF ₃	O	Hypoxanthine
monophosphate	monophosphate	monophosphate	CF ₃	O	2,4-O-Diacetylthymine
monophosphate	monophosphate	monophosphate	CF ₃	O	Thymine
monophosphate	monophosphate	monophosphate	CF ₃	O	Cytosine
monophosphate	monophosphate	monophosphate	CF ₃	O	4-(N-mono-acetyl)cytosine
monophosphate	monophosphate	monophosphate	CF ₃	O	4-(N,N-diacetyl)cytosine
monophosphate	monophosphate	monophosphate	CF ₃	O	Uracil
monophosphate	monophosphate	monophosphate	CF ₃	O	5-Fluorouracil
monophosphate	monophosphate	monophosphate	CF ₃	S	2,4-O-Diacetyloracil

R ¹	R ²	R ³	R ⁶	X	Base
monophosphate	monophosphate	monophosphate	CF ₃	S	Hypoxanthine
monophosphate	monophosphate	monophosphate	CF ₃	S	2,4-O-Diacetylthymine
monophosphate	monophosphate	monophosphate	CF ₃	S	Thymine
monophosphate	monophosphate	monophosphate	CF ₃	S	Cytosine
monophosphate	monophosphate	monophosphate	CF ₃	S	4-(N-mono-acetyl)cytosine
monophosphate	monophosphate	monophosphate	CF ₃	S	4-(N,N-diacetyl)cytosine
monophosphate	monophosphate	monophosphate	CF ₃	S	Uracil
monophosphate	monophosphate	monophosphate	CF ₃	S	5-Fluorouracil
acetyl	acetyl	acetyl	CF ₃	O	4-(N,N-diacetyl)cytosine
acetyl	acetyl	acetyl	CF ₃	S	4-(N,N-diacetyl)cytosine
acetyl	acetyl	acetyl	2-bromo-vinyl	O	4-(N,N-diacetyl)cytosine
acetyl	acetyl	acetyl	2-bromo-vinyl	S	4-(N,N-diacetyl)cytosine
H	H	H	CH ₃	O	2-(N,N-diacetyl)-guanine
H	H	H	CH ₃	O	6-O-acetyl guanine
H	H	H	CH ₃	O	8-fluoroguanine
H	H	H	CH ₃	O	guanine
H	H	H	CH ₃	O	6-(N,N-diacetyl)-adenine
H	H	H	CH ₃	O	2-fluoroadenine
H	H	H	CH ₃	O	8-fluoroadenine
H	H	H	CH ₃	O	2,8-difluoro-adenine
H	H	H	CH ₃	O	adenine

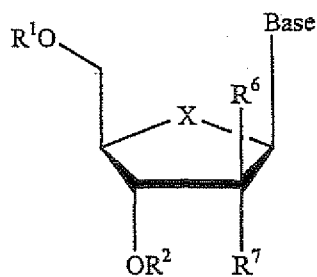
R ¹	R ²	R ³	R ⁶	X	Base
H	H	H	CH ₃	S	2-(N,N-diacetyl)- guanine
H	H	H	CH ₃	S	6-O-acetyl guanine
H	H	H	CH ₃	S	8-fluoroguanine
H	H	H	CH ₃	S	guanine
H	H	H	CH ₃	S	6-(N,N-diacetyl)- adenine
H	H	H	CH ₃	S	2-fluoroadenine
H	H	H	CH ₃	S	8-fluoroadenine
H	H	H	CH ₃	S	2,8-difluoro- adenine
H	H	H	CH ₃	S	adenine
monophosphate	H	H	CH ₃	O	2-(N,N-diacetyl)- guanine
monophosphate	H	H	CH ₃	O	6-O-acetyl guanine
monophosphate	H	H	CH ₃	O	8-fluoroguanine
monophosphate	H	H	CH ₃	O	guanine
monophosphate	H	H	CH ₃	O	6-(N,N-diacetyl)- adenine
monophosphate	H	H	CH ₃	O	2-fluoroadenine
monophosphate	H	H	CH ₃	O	8-fluoroadenine
monophosphate	H	H	CH ₃	O	2,8-difluoro- adenine
monophosphate	H	H	CH ₃	O	adenine
monophosphate	H	H	CH ₃	S	2-(N,N-diacetyl)- guanine
monophosphate	H	H	CH ₃	S	6-O-acetyl guanine
monophosphate	H	H	CH ₃	S	8-fluoroguanine
monophosphate	H	H	CH ₃	S	guanine

R ¹	R ²	R ³	R ⁶	X	Base
monophosphate	H	H	CH ₃	S	6-(N,N-diacetyl)-adenine
monophosphate	H	H	CH ₃	S	2-fluoroadenine
monophosphate	H	H	CH ₃	S	8-fluoroadenine
monophosphate	H	H	CH ₃	S	2,8-difluoro-adenine
monophosphate	H	H	CH ₃	S	adenine
diphosphate	H	H	CH ₃	O	2-(N,N-diacetyl)-guanine
diphosphate	H	H	CH ₃	O	6-O-acetyl guanine
diphosphate	H	H	CH ₃	O	8-fluoroguanine
diphosphate	H	H	CH ₃	O	guanine
diphosphate	H	H	CH ₃	O	6-(N,N-diacetyl)-adenine
diphosphate	H	H	CH ₃	O	2-fluoroadenine
diphosphate	H	H	CH ₃	O	8-fluoroadenine
diphosphate	H	H	CH ₃	O	2,8-difluoro-adenine
diphosphate	H	H	CH ₃	O	adenine
diphosphate	H	H	CH ₃	S	2-(N,N-diacetyl)-guanine
diphosphate	H	H	CH ₃	S	6-O-acetyl guanine
diphosphate	H	H	CH ₃	S	8-fluoroguanine
diphosphate	H	H	CH ₃	S	guanine
diphosphate	H	H	CH ₃	S	6-(N,N-diacetyl)-adenine
diphosphate	H	H	CH ₃	S	2-fluoroadenine
diphosphate	H	H	CH ₃	S	8-fluoroadenine
diphosphate	H	H	CH ₃	S	2,8-difluoro-adenine

R ¹	R ²	R ³	R ⁶	X	Base
diphosphate	H	H	CH ₃	S	adenine
triphosphate	H	H	CH ₃	O	2-(N,N-diacetyl)- guanine
triphosphate	H	H	CH ₃	O	6-O-acetyl guanine
triphosphate	H	H	CH ₃	O	8-fluoroguanine
triphosphate	H	H	CH ₃	O	guanine
triphosphate	H	H	CH ₃	O	6-(N,N-diacetyl)- adenine
triphosphate	H	H	CH ₃	O	2-fluoroadenine
triphosphate	H	H	CH ₃	O	8-fluoroadenine
triphosphate	H	H	CH ₃	O	2,8-difluoro- adenine
triphosphate	H	H	CH ₃	O	2-(N,N-diacetyl)- guanine
triphosphate	H	H	CH ₃	S	6-O-acetyl guanine
triphosphate	H	H	CH ₃	S	8-fluoroguanine
triphosphate	H	H	CH ₃	S	guanine
triphosphate	H	H	CH ₃	S	6-(N,N-diacetyl)- adenine
triphosphate	H	H	CH ₃	S	2-fluoroadenine
triphosphate	H	H	CH ₃	S	8-fluoroadenine
triphosphate	H	H	CH ₃	S	2,8-difluoro- adenine
triphosphate	H	H	CH ₃	S	adenine
monophosphate	monophosphate	monophosphate	CF ₃	O	2-(N,N-diacetyl)- guanine
monophosphate	monophosphate	monophosphate	CF ₃	O	6-O-acetyl guanine
monophosphate	monophosphate	monophosphate	CF ₃	O	8-fluoroguanine
monophosphate	monophosphate	monophosphate	CF ₃	O	guanine

R ¹	R ²	R ³	R ⁶	X	Base
monophosphate	monophosphate	monophosphate	CF ₃	O	6-(N,N-diacetyl)-adenine
monophosphate	monophosphate	monophosphate	CF ₃	O	2-fluoroadenine
monophosphate	monophosphate	monophosphate	CF ₃	O	8-fluoroadenine
monophosphate	monophosphate	monophosphate	CF ₃	O	2,8-difluoro-adenine
monophosphate	monophosphate	monophosphate	CF ₃	O	adenine
monophosphate	monophosphate	monophosphate	CF ₃	S	2-(N,N-diacetyl)-guanine
monophosphate	monophosphate	monophosphate	CF ₃	S	6-O-acetyl guanine
monophosphate	monophosphate	monophosphate	CF ₃	S	8-fluoroguanine
monophosphate	monophosphate	monophosphate	CF ₃	S	guanine
monophosphate	monophosphate	monophosphate	CF ₃	S	6-(N,N-diacetyl)-adenine
monophosphate	monophosphate	monophosphate	CF ₃	S	2-fluoroadenine
monophosphate	monophosphate	monophosphate	CF ₃	S	8-fluoroadenine
monophosphate	monophosphate	monophosphate	CF ₃	S	2,8-difluoro-adenine
monophosphate	monophosphate	monophosphate	CF ₃	S	adenine
acetyl	acetyl	acetyl	CF ₃	O	guanine
acetyl	acetyl	acetyl	CF ₃	S	guanine
acetyl	acetyl	acetyl	2-bromo-vinyl	O	guanine
acetyl	acetyl	acetyl	2-bromo-vinyl	S	guanine

Alternatively, the following nucleosides of Formula XI are prepared, using the appropriate sugar and pyrimidine or purine bases.



(XI)

wherein:

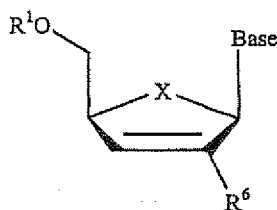
R^1	R^2	R^7	R^6	X	Base
H	H	H	CH ₃	O	2,4-O-Diacetyluracil
H	H	H	CH ₃	O	Hypoxanthine
H	H	H	CH ₃	O	2,4-O-Diacetylthymine
H	H	H	CH ₃	O	Thymine
H	H	H	CH ₃	O	Cytosine
H	H	H	CH ₃	O	4-(N-mono-acetyl)cytosine
H	H	H	CH ₃	O	4-(N,N-diacetyl)cytosine
H	H	H	CH ₃	O	Uracil
H	H	H	CH ₃	O	5-Fluorouracil
H	H	H	CH ₃	S	2,4-O-Diacetyluracil
H	H	H	CH ₃	S	Hypoxanthine
H	H	H	CH ₃	S	2,4-O-Diacetylthymine
H	H	H	CH ₃	S	Thymine
H	H	H	CH ₃	S	Cytosine
H	H	H	CH ₃	S	4-(N-mono-acetyl)cytosin
H	H	H	CH ₃	S	4-(N,N-diacetyl)cytosine
H	H	H	CH ₃	S	Uracil
H	H	H	CH ₃	S	5-Fluorouracil
			CH ₃		
monophosphate	H	H	CH ₃	O	2,4-O-Diacetyluracil
monophosphate	H	H	CH ₃	O	Hypoxanthine
monophosphate	H	H	CH ₃	O	2,4-O-Diacetylthymine

R ¹	R ²	R ⁷	R ⁶	X	Base
monophosphate	H	H	CH ₃	O	Thymine
monophosphate	H	H	CH ₃	O	Cytosine
monophosphate	H	H	CH ₃	O	4-(N-mono-acetyl)cytosine
monophosphate	H	H	CH ₃	O	4-(N,N-diacetyl)cytosine
monophosphate	H	H	CH ₃	O	Uracil
monophosphate	H	H	CH ₃	O	5-Fluorouracil
monophosphate	H	H	CH ₃	S	2,4-O-Diacetyluracil
monophosphate	H	H	CH ₃	S	Hypoxanthine
monophosphate	H	H	CH ₃	S	2,4-O-Diacetylthymine
monophosphate	H	H	CH ₃	S	Thymine
monophosphate	H	H	CH ₃	S	Cytosine
monophosphate	H	H	CH ₃	S	4-(N-mono-acetyl)cytosine
monophosphate	H	H	CH ₃	S	4-(N,N-diacetyl)cytosine
monophosphate	H	H	CH ₃	S	Uracil
monophosphate	H	H	CH ₃	S	5-Fluorouracil
diphosphate	H	H	CH ₃	O	2,4-O-Diacetylurac
diphosphate	H	H	CH ₃	O	Hypoxanthine
diphosphate	H	H	CH ₃	O	2,4-O-Diacetylthymine
diphosphate	H	H	CH ₃	O	Thymine
diphosphate	H	H	CH ₃	O	Cytosine
diphosphate	H	H	CH ₃	O	4-(N-mono-acetyl)cytosine
diphosphate	H	H	CH ₃	O	4-(N,N-diacetyl)cytosine
diphosphate	H	H	CH ₃	O	Uracil
diphosphate	H	H	CH ₃	O	5-Fluorouracil
diphosphate	H	H	CH ₃	S	2,4-O-Diacetyluracil
diphosphate	H	H	CH ₃	S	Hypoxanthine
diphosphate	H	H	CH ₃	S	2,4-O-Diacetylthym
diphosphate	H	H	CH ₃	S	Thymine

R ¹	R ²	R ⁷	R ⁶	X	Base
diphosphate	H	H	CH ₃	S	Cytosine
triphosphate	H	H	CH ₃	O	2,4-O-Diacetyluracil
triphosphate	H	H	CH ₃	O	Hypoxanthine
triphosphate	H	H	CH ₃	O	2,4-O-Diacetylthymine
triphosphate	H	H	CH ₃	O	Thymine
triphosphate	H	H	CH ₃	O	Cytosine
triphosphate	H	H	CH ₃	O	4-(N-mono-acetyl)cytosine
triphosphate	H	H	CH ₃	O	4-(N,N-diacetyl)cytos
triphosphate	H	H	CH ₃	O	Uracil
triphosphate	H	H	CH ₃	O	5-Fluorouracil
triphosphate	H	H	CH ₃	S	2,4-O-Diacetyluracil
triphosphate	H	H	CH ₃	S	Hypoxanthine
triphosphate	H	H	CH ₃	S	2,4-O-Diacetylthym
triphosphate	H	H	CH ₃	S	Thymine
triphosphate	H	H	CH ₃	S	Cytosine
monophosphate	monophosphate	Br	CF ₃	O	2,4-O-Diacetyluracil
monophosphate	monophosphate	Br	CF ₃	O	Hypoxanthine
monophosphate	monophosphate	Br	CF ₃	O	2,4-O-Diacetylthymine
monophosphate	monophosphate	Br	CF ₃	O	Thymine
monophosphate	monophosphate	Br	CF ₃	O	Cytosine
monophosphate	monophosphate	Br	CF ₃	O	4-(N-mono-acetyl)cytosine
monophosphate	monophosphate	Br	CF ₃	O	4-(N,N-diacetyl)cytosine
monophosphate	monophosphate	Br	CF ₃	O	Uracil
monophosphate	monophosphate	Br	CF ₃	O	5-Fluorouracil
monophosphate	monophosphate	Br	CF ₃	S	2,4-O-Diacetyluracil
monophosphate	monophosphate	Br	CF ₃	S	Hypoxanthine
monophosphate	monophosphate	Br	CF ₃	S	2,4-O-Diacetylthymine
monophosphate	monophosphate	Br	CF ₃	S	Thymine
monophosphate	monophosphate	Br	CF ₃	S	Cytosine

R ¹	R ²	R ⁷	R ⁶	X	Base
monophosphate	monophosphate	Br	CF ₃	S	4-(N-mono-acetyl)cytosine
monophosphate	monophosphate	Br	CF ₃	S	4-(N,N-diacetyl)cytosine
monophosphate	monophosphate	Br	CF ₃	S	Uracil
monophosphate	monophosphate	Br	CF ₃	S	5-Fluorouracil
acetyl	acetyl	NO ₂	CF ₃	O	4-(N,N-diacetyl)cytosine
acetyl	acetyl	NO ₂	CF ₃	S	4-(N,N-diacetyl)cytosine
acetyl	acetyl	NO ₂	CF ₃	O	4-(N,N-diacetyl)cytosine
acetyl	acetyl	NO ₂	2-bromo-vinyl	S	4-(N,N-diacetyl)cytosine

Alternatively, the following nucleosides of Formula XII are prepared, using the appropriate sugar and pyrimidine or purine bases.



(XII)

wherein:

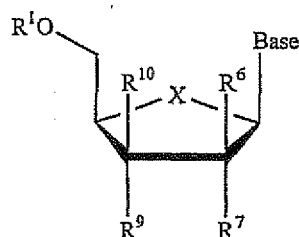
R ¹	R ⁶	X	Base
H	CH ₃	O	2,4-O-Diacetyluracil
H	CH ₃	O	Hypoxanthine
H	CH ₃	O	2,4-O-Diacetylthymine
H	CH ₃	O	Thymine
H	CH ₃	O	Cytosine
H	CH ₃	O	4-(N-mono-acetyl)cytosine
H	CH ₃	O	4-(N,N-diacetyl)cytosine
H	CH ₃	O	Uracil
H	CH ₃	O	5-Fluorouracil

R ¹	R ⁶	X	Base
H	CH ₃	S	2,4-O-Diacetylracil
H	CH ₃	S	Hypoxanthine
H	CH ₃	S	2,4-O-Diacetylthymine
H	CH ₃	S	Thymine
H	CH ₃	S	Cytosine
H	CH ₃	S	4-(N-mono-acetyl)cytosine
H	CH ₃	S	4-(N,N-diacetyl)cytosine
H	CH ₃	S	Uracil
H	CH ₃	S	5-Fluorouracil
monophosphate	CH ₃	O	2,4-O-Diacetylracil
monophosphate	CH ₃	O	Hypoxanthine
monophosphate	CH ₃	O	2,4-O-Diacetylthymine
monophosphate	CH ₃	O	Thymine
monophosphate	CH ₃	O	Cytosine
monophosphate	CH ₃	O	4-(N-mono-acetyl)cytosine
monophosphate	CH ₃	O	4-(N,N-diacetyl)cytosine
monophosphate	CH ₃	O	Uracil
monophosphate	CH ₃	O	5-Fluorouracil
monophosphate	CH ₃	S	2,4-O-Diacetylracil
monophosphate	CH ₃	S	Hypoxanthine
monophosphate	CH ₃	S	2,4-O-Diacetylthymine
monophosphate	CH ₃	S	Thymine
monophosphate	CH ₃	S	Cytosine
monophosphate	CH ₃	S	4-(N-mono-acetyl)cytosine
monophosphate	CH ₃	S	4-(N,N-diacetyl)cytosine
monophosphate	CH ₃	S	Uracil
monophosphate	CH ₃	S	5-Fluorouracil
diphosphate	CH ₃	O	2,4-O-Diacetylracil
diphosphate	CH ₃	O	Hypoxanthine
diphosphate	CH ₃	O	2,4-O-Diacetylthymine
diphosphate	CH ₃	O	Thymine

R ¹	R ⁶	X	Base
diphosphate	CH ₃	O	Cytosine
diphosphate	CH ₃	O	4-(N-mono-acetyl)cytosine
diphosphate	CH ₃	O	4-(N,N-diacetyl)cytosine
diphosphate	CH ₃	O	Uracil
diphosphate	CH ₃	O	5-Fluorouracil
diphosphate	CH ₃	S	2,4-O-Diacetyluracil
diphosphate	CH ₃	S	Hypoxanthine
diphosphate	CH ₃	S	2,4-O-Diacetylthymine
diphosphate	CH ₃	S	Thymine
diphosphate	CH ₃	S	Cytosine
triphosphate	CH ₃	O	2,4-O-Diacetyluracil
triphosphate	CH ₃	O	Hypoxanthine
triphosphate	CH ₃	O	2,4-O-Diacetylthymine
triphosphate	CH ₃	O	Thymine
triphosphate	CH ₃	O	Cytosine
triphosphate	CH ₃	O	4-(N-mono-acetyl)cytosine
triphosphate	CH ₃	O	4-(N,N-diacetyl)cytosine
triphosphate	CH ₃	O	Uracil
triphosphate	CH ₃	O	5-Fluorouracil
triphosphate	CH ₃	S	2,4-O-Diacetyluracil
triphosphate	CH ₃	S	Hypoxanthine
triphosphate	CH ₃	S	2,4-O-Diacetylthymine
triphosphate	CH ₃	S	Thymine
triphosphate	CH ₃	S	Cytosine
monophosphate	CF ₃	O	2,4-O-Diacetyluracil
monophosphate	CF ₃	O	Hypoxanthine
monophosphate	CF ₃	O	2,4-O-Diacetylthymine
monophosphate	CF ₃	O	Thymine
monophosphate	CF ₃	O	Cytosine
monophosphate	CF ₃	O	4-(N-mono-acetyl)cytosine
monophosphate	CF ₃	O	4-(N,N-diacetyl)cytosine

R ¹	R ⁶	X	Base
monophosphate	CF ₃	O	Uracil
monophosphate	CF ₃	O	5-Fluorouracil
monophosphate	CF ₃	S	2,4-O-Diacetyluracil
monophosphate	CF ₃	S	Hypoxanthine
monophosphate	CF ₃	S	2,4-O-Diacetylthymine
monophosphate	CF ₃	S	Thymine
monophosphate	CF ₃	S	Cytosine
monophosphate	CF ₃	S	4-(N-mono-acetyl)cytosine
monophosphate	CF ₃	S	4-(N,N-diacetyl)cytosine
monophosphate	CF ₃	S	Uracil
monophosphate	CF ₃	S	5-Fluorouracil
acetyl	CF ₃	O	4-(N,N-diacetyl)cytosine
acetyl	CF ₃	S	4-(N,N-diacetyl)cytosine
acetyl	2-bromo-vinyl	O	4-(N,N-diacetyl)cytosine
acetyl	2-bromo-vinyl	S	4-(N,N-diacetyl)cytosine

Alternatively, the following nucleosides of Formula XVII are prepared, using the appropriate sugar and pyrimidine or purine bases.



(XVII)

wherein:

R ¹	R ⁶	R ⁷	X	Base	R ⁹	R ¹⁰
H	CH ₃	H	O	2,4-O-Diacetyluracil	NHAc	Me
H	CH ₃	H	O	Hypoxanthine	NH ₂	Me
H	CH ₃	H	O	2,4-O-Diacetylthymine	NHAc	Me
H	CH ₃	H	O	Thymine	NH ₂	Me

R ¹	R ⁶	R ⁷	X	Base	R ⁹	R ¹⁰
H	CH ₃	H	O	Cytosine	NH ₂	Me
H	CH ₃	H	O	4-(N-mono-acetyl)cytosine	NHAc	Me
H	CH ₃	H	O	4-(N,N-diacetyl)cytosine	NHAc	Me
H	CH ₃	H	O	Uracil	NH ₂	Me
H	CH ₃	H	O	5-Fluorouracil	NH ₂	Me
H	CH ₃	H	S	2,4-O-Diacetyluracil	NHAc	Me
H	CH ₃	H	S	Hypoxanthine	NH ₂	Me
H	CH ₃	H	S	2,4-O-Diacetylthymine	NHAc	Me
H	CH ₃	H	S	Thymine	NH ₂	Me
H	CH ₃	H	S	Cytosine	NH ₂	Me
H	CH ₃	H	S	4-(N-mono-acetyl)cytosine	NHAc	Me
H	CH ₃	H	S	4-(N,N-diacetyl)cytosine	NHAc	Me
H	CH ₃	H	S	Uracil	NH ₂	Me
H	CH ₃	H	S	5-Fluorouracil	NH ₂	Me
monophosphate	CH ₃	H	O	2,4-O-Diacetyluracil	NHAc	Me
monophosphate	CH ₃	H	O	Hypoxanthine	NH ₂	Me
monophosphate	CH ₃	H	O	2,4-O-Diacetylthymine	NHAc	Me
monophosphate	CH ₃	H	O	Thymine	NH ₂	Me
monophosphate	CH ₃	H	O	Cytosine	NH ₂	Me
monophosphate	CH ₃	H	O	4-(N-mono-acetyl)cytosine	NHAc	Me
monophosphate	CH ₃	H	O	4-(N,N-diacetyl)cytosine	NHAc	Me
monophosphate	CH ₃	H	O	Uracil	NH ₂	Me
monophosphate	CH ₃	H	O	5-Fluorouracil	NH ₂	Me
monophosphate	CH ₃	H	S	2,4-O-Diacetyluracil	NHAc	Me
monophosphate	CH ₃	H	S	Hypoxanthine	NH ₂	Me
monophosphate	CH ₃	H	S	2,4-O-Diacetylthymine	NHAc	Me
monophosphate	CH ₃	H	S	Thymine	NH ₂	Me
monophosphate	CH ₃	H	S	Cytosine	NH ₂	Me
monophosphate	CH ₃	H	S	4-(N-mono-acetyl)cytosine	NHAc	Me
monophosphate	CH ₃	H	S	4-(N,N-diacetyl)cytosine	NHAc	Me
monophosphate	CH ₃	H	S	Uracil	NH ₂	Me

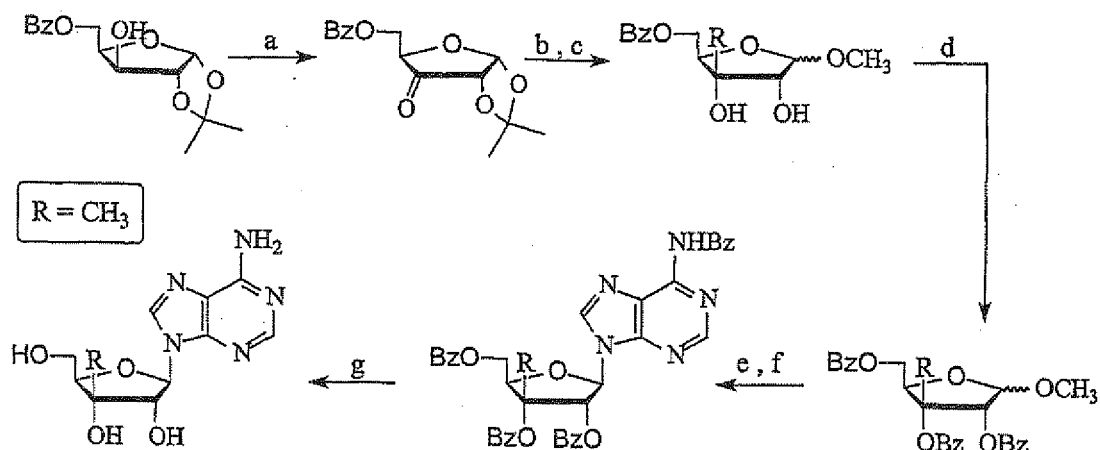
R ¹	R ⁶	R ⁷	X	Base	R ⁹	R ¹⁰
monophosphate	CH ₃	H	S	5-Fluorouracil	NH ₂	Me
diphosphate	CH ₃	H	O	2,4-O-Diacetyluracil	NHAc	Me
diphosphate	CH ₃	H	O	Hypoxanthine	NH ₂	Me
diphosphate	CH ₃	H	O	2,4-O-Diacetylthymine	NH ₂	Me
diphosphate	CH ₃	H	O	Thymine	NH ₂	Me
diphosphate	CH ₃	H	O	Cytosine	NH ₂	Me
diphosphate	CH ₃	H	O	4-(N-mono-acetyl)cytosine	NHAc	Me
diphosphate	CH ₃	H	O	4-(N,N-diacetyl)cytos	NHAc	Me
diphosphate	CH ₃	H	O	Uracil	NH ₂	Me
diphosphate	CH ₃	H	O	5-Fluorouracil	NH ₂	Me
diphosphate	CH ₃	H	S	2,4-O-Diacetyluracil	NH ₂	Me
diphosphate	CH ₃	H	S	Hypoxanthine	NH ₂	Me
diphosphate	CH ₃	H	S	2,4-O-Diacetylthymine	NHAc	Me
diphosphate	CH ₃	H	S	Thymine	NH ₂	Me
diphosphate	CH ₃	H	S	Cytosine	NH ₂	Me
triphosphate	CH ₃	H	O	2,4-O-Diacetyluracil	NHAc	Me
triphosphate	CH ₃	H	O	Hypoxanthine	NHAc	Me
triphosphate	CH ₃	H	O	2,4-O-Diacetylthymine	NHAc	Me
triphosphate	CH ₃	H	O	Thymine	NH ₂	Me
triphosphate	CH ₃	H	O	Cytosine	NH ₂	Me
triphosphate	CH ₃	H	O	4-(N-mono-acetyl)cytosine	NHAc	Me
triphosphate	CH ₃	H	O	4-(N,N-diacetyl)cytosine	NH ₂	Me
triphosphate	CH ₃	H	O	Uracil	NH ₂	Me
triphosphate	CH ₃	H	O	5-Fluorouracil	NH ₂	Me
triphosphate	CH ₃	H	S	2,4-O-Diacetyluracil	NH ₂	Me
triphosphate	CH ₃	H	S	Hypoxanthine	NH ₂	Me
triphosphate	CH ₃	H	S	2,4-O-Diacetylthymine	NH ₂	Me
triphosphate	CH ₃	H	S	Thymine	NH ₂	Me
triphosphate	CH ₃	H	S	Cytosine	NH ₂	Me
monophosphate	CF ₃	H	O	2,4-O-Diacetyluracil	NH ₂	Me
monophosphate	CF ₃	H	O	Hypoxanthine	NH ₂	Me

R ¹	R ⁶	R ⁷	X	Base	R ⁹	R ¹⁰
monophosphate	CF ₃	H	O	2,4-O-Diacetylthymine	NH ₂	Me
monophosphate	CF ₃	H	O	Thymine	NH ₂	Me
monophosphate	CF ₃	H	O	Cytosine	NH ₂	Me
monophosphate	CF ₃	H	O	4-(N-mono-acetyl)cytosine	NH ₂	Me
monophosphate	CF ₃	H	O	4-(N,N-diacetyl)cytosine	NH ₂	Me
monophosphate	CF ₃	H	O	Uracil	NH ₂	Me
monophosphate	CF ₃	H	O	5-Fluorouracil	NH ₂	Me
monophosphate	CF ₃	H	S	2,4-O-Diacetylmuracil	NH ₂	Me
monophosphate	CF ₃	H	S	Hypoxanthine	NH ₂	Me
monophosphate	CF ₃	H	S	2,4-O-Diacetylthymine	NH ₂	Me
monophosphate	CF ₃	H	S	Thymine	NH ₂	Me
monophosphate	CF ₃	H	S	Cytosine	NH ₂	Me
monophosphate	CF ₃	H	S	4-(N-mono-acetyl)cytosine	NH ₂	Me
monophosphate	CF ₃	H	S	4-(N,N-diacetyl)cytosine	NH ₂	Me
monophosphate	CF ₃	H	S	Uracil	NH ₂	Me
monophosphate	CF ₃	H	S	5-Fluorouracil	NH ₂	Me
acetyl	CH ₃	H	O	4-(N,N-diacetyl)cytosine	H	Br
acetyl	CH ₃	H	S	4-(N,N-diacetyl)cytosine	H	Br
acetyl	CH ₃	OH	O	4-(N,N-diacetyl)cytosine	H	Br
acetyl	CH ₃	OH	S	4-(N,N-diacetyl)cytosine	H	Br

Example 3: Preparation of 3'-C-methylriboadenine

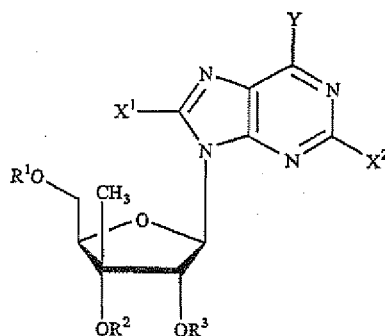
The title compound can be prepared according to a published procedure (R.F. Nutt, M.J. Dickinson, F.W. Holly, and E. Walton, "Branched-chain sugar nucleosides. III. 3'-C-methyladenine", *J. Org. Chem.* 1968, 33, 1789-1795) (Scheme 9).

Scheme 9



(a) $\text{RuO}_2 / \text{NaIO}_4$; (b) $\text{MeMgI} / \text{TiCl}_4$; (c) $\text{HCl} / \text{MeOH} / \text{H}_2\text{O}$; (d) $\text{BzCl} / \text{pyridine}$; (e) AcBr , HBr / AcOH ; (f) chloromercuri-6-benzamidopurine; (g) $\text{NH}_3 / \text{MeOH}$.

5 In a similar manner, but using the appropriate sugar and pyrimidine or purine bases, the following nucleosides of Formula III are prepared.



(III)

wherein:

R^1	R^2	R^3	X^1	X^2	Y
H	H	H	H	H	H
H	H	H	H	H	NH_2
H	H	H	H	H	NH-cyclopropyl
H	H	H	H	H	NH-methyl
H	H	H	H	H	NH-ethyl
H	H	H	H	H	NH-acetyl
H	H	H	H	H	OH

R ¹	R ²	R ³	X ¹	X ²	Y
H	H	H	H	H	OMe
H	H	H	H	H	OEt
H	H	H	H	H	O-cyclopropyl
H	H	H	H	H	O-acetyl
H	H	H	H	H	SH
H	H	H	H	H	SMe
H	H	H	H	H	SEt
H	H	H	H	H	S-cyclopropyl
H	H	H	H	H	F
H	H	H	H	H	Cl
H	H	H	H	H	Br
H	H	H	H	H	I
monophosphate	H	H	H	H	NH ₂
monophosphate	H	H	H	H	NH-acetyl
monophosphate	H	H	H	H	NH-cyclopropyl
monophosphate	H	H	H	H	NH-methyl
monophosphate	H	H	H	H	NH-ethyl
monophosphate	H	H	H	H	OH
monophosphate	H	H	H	H	O-acetyl
monophosphate	H	H	H	H	OMe
monophosphate	H	H	H	H	OEt
monophosphate	H	H	H	H	O-cyclopropyl
monophosphate	H	H	H	H	SH
monophosphate	H	H	H	H	SMe
monophosphate	H	H	H	H	SEt
monophosphate	H	H	H	H	S-cyclopropyl
monophosphate	H	H	H	H	F
monophosphate	H	H	H	H	Cl
monophosphate	H	H	H	H	Br
monophosphate	H	H	H	H	I
diphosphate	H	H	H	H	NH ₂

R ¹	R ²	R ³	X ¹	X ²	Y
diphosphate	H	H	H	H	NH-acetyl
diphosphate	H	H	H	H	NH-cyclopropyl
diphosphate	H	H	H	H	NH-methyl
diphosphate	H	H	H	H	NH-ethyl
diphosphate	H	H	H	H	OH
diphosphate	H	H	H	H	O-acetyl
diphosphate	H	H	H	H	OMe
diphosphate	H	H	H	H	OEt
diphosphate	H	H	H	H	O-cyclopropyl
diphosphate	H	H	H	H	SH
diphosphate	H	H	H	H	SMe
diphosphate	H	H	H	H	SEt
diphosphate	H	H	H	H	S-cyclopropyl
diphosphate	H	H	H	H	F
diphosphate	H	H	H	H	Cl
diphosphate	H	H	H	H	Br
diphosphate	H	H	H	H	I
triphosphate	H	H	H	H	NH ₂
triphosphate	H	H	H	H	NH-acetyl
triphosphate	H	H	H	H	NH-cyclopropyl
triphosphate	H	H	H	H	NH-methyl
triphosphate	H	H	H	H	NH-ethyl
triphosphate	H	H	H	H	OH
triphosphate	H	H	H	H	OMe
triphosphate	H	H	H	H	OEt
triphosphate	H	H	H	H	O-cyclopropyl
triphosphate	H	H	H	H	O-acetyl
triphosphate	H	H	H	H	SH
triphosphate	H	H	H	H	SMe
triphosphate	H	H	H	H	SEt
triphosphate	H	H	H	H	S-cyclopropyl

R ¹	R ²	R ³	X ¹	X ²	Y
triphosphate	H	H	H	H	F
triphosphate	H	H	H	H	Cl
triphosphate	H	H	H	H	Br
triphosphate	H	H	H	H	I
monophosphate	monophosphate	monophosphate	H	H	NH ₂
monophosphate	monophosphate	monophosphate	H	H	NH-cyclopropyl
monophosphate	monophosphate	monophosphate	H	H	OH
monophosphate	monophosphate	monophosphate	H	H	F
monophosphate	monophosphate	monophosphate	H	H	Cl
diphosphate	diphosphate	diphosphate	H	H	NH ₂
diphosphate	diphosphate	diphosphate	H	H	NH-cyclopropyl
diphosphate	diphosphate	diphosphate	H	H	OH
diphosphate	diphosphate	diphosphate	H	H	F
diphosphate	diphosphate	diphosphate	H	H	Cl
triphosphate	triphosphate	triphosphate	H	H	NH ₂
triphosphate	triphosphate	triphosphate	H	H	NH-cyclopropyl
triphosphate	triphosphate	triphosphate	H	H	OH
triphosphate	triphosphate	triphosphate	H	H	F
triphosphate	triphosphate	triphosphate	H	H	Cl
H	H	H	F	H	NH ₂
H	H	H	F	H	NH-cyclopropyl
H	H	H	F	H	OH
H	H	H	F	H	F
H	H	H	F	H	Cl
H	H	H	Cl	H	NH ₂
H	H	H	Cl	H	NH-cyclopropyl
H	H	H	Cl	H	OH
H	H	H	Cl	H	F
H	H	H	Cl	H	Cl
H	H	H	Br	H	NH ₂
H	H	H	Br	H	NH-cyclopropyl

R ¹	R ²	R ³	X ¹	X ²	Y
H	H	H	Br	H	OH
H	H	H	Br	H	F
H	H	H	Br	H	Cl
H	H	H	NH ₂	H	NH ₂
H	H	H	NH ₂	H	NH-cyclopropyl
H	H	H	NH ₂	H	OH
H	H	H	NH ₂	H	F
H	H	H	NH ₂	H	Cl
H	H	H	SH	H	NH ₂
H	H	H	SH	H	NH-cyclopropyl
H	H	H	SH	H	OH
H	H	H	SH	H	F
H	H	H	SH	H	Cl
acetyl	H	H	H	H	NH ₂
acetyl	H	H	H	H	NH-cyclopropyl
acetyl	H	H	H	H	OH
acetyl	H	H	H	H	F
acetyl	H	H	H	H	Cl
acetyl	H	H	F	H	NH ₂
acetyl	H	H	F	H	NH-cyclopropyl
acetyl	H	H	F	H	OH
acetyl	H	H	F	H	F
acetyl	H	H	F	H	Cl
H	acetyl	acetyl	H	H	NH ₂
H	acetyl	acetyl	H	H	NH-cyclopropyl
H	acetyl	acetyl	H	H	OH
H	acetyl	acetyl	H	H	F
H	acetyl	acetyl	H	H	Cl
acetyl	acetyl	acetyl	H	H	NH ₂
acetyl	acetyl	acetyl	H	H	NH-cyclopropyl
acetyl	acetyl	acetyl	H	H	OH

R ¹	R ²	R ³	X ¹	X ²	Y
acetyl	acetyl	acetyl	H	H	F
acetyl	acetyl	acetyl	H	H	Cl
monophosphate	acetyl	acetyl	H	H	NH ₂
monophosphate	acetyl	acetyl	H	H	NH-cyclopropyl
monophosphate	acetyl	acetyl	H	H	OH
monophosphate	acetyl	acetyl	H	H	F
monophosphate	acetyl	acetyl	H	H	Cl
diphosphate	acetyl	acetyl	H	H	NH ₂
diphosphate	acetyl	acetyl	H	H	NH-cyclopropyl
diphosphate	acetyl	acetyl	H	H	OH
diphosphate	acetyl	acetyl	H	H	F
diphosphate	acetyl	acetyl	H	H	Cl
triphosphate	acetyl	acetyl	H	H	NH ₂
triphosphate	acetyl	acetyl	H	H	NH-cyclopropyl
triphosphate	acetyl	acetyl	H	H	OH
triphosphate	acetyl	acetyl	H	H	F
triphosphate	acetyl	acetyl	H	H	Cl
H	H	H	H	NH ₂	H
H	H	H	H	NH ₂	NH ₂
H	H	H	H	NH ₂	NH-cyclopropyl
H	H	H	H	NH ₂	NH-methyl
H	H	H	H	NH ₂	NH-ethyl
H	H	H	H	NH ₂	NH-acetyl
H	H	H	H	NH ₂	OH
H	H	H	H	NH ₂	OMe
H	H	H	H	NH ₂	OEt
H	H	H	H	NH ₂	O-cyclopropyl
H	H	H	H	NH ₂	O-acetyl
H	H	H	H	NH ₂	SH
H	H	H	H	NH ₂	SMe
H	H	H	H	NH ₂	SEt

R ¹	R ²	R ³	X ¹	X ²	Y
H	H	H	H	NH ₂	S-cyclopropyl
H	H	H	H	NH ₂	F
H	H	H	H	NH ₂	Cl
H	H	H	H	NH ₂	Br
H	H	H	H	NH ₂	I
monophosphate	H	H	H	NH ₂	NH ₂
monophosphate	H	H	H	NH ₂	NH-acetyl
monophosphate	H	H	H	NH ₂	NH-cyclopropyl
monophosphate	H	H	H	NH ₂	NH-methyl
monophosphate	H	H	H	NH ₂	NH-ethyl
monophosphate	H	H	H	NH ₂	OH
monophosphate	H	H	H	NH ₂	O-acetyl
monophosphate	H	H	H	NH ₂	OMe
monophosphate	H	H	H	NH ₂	OEt
monophosphate	H	H	H	NH ₂	O-cyclopropyl
monophosphate	H	H	H	NH ₂	SH
monophosphate	H	H	H	NH ₂	SMe
monophosphate	H	H	H	NH ₂	SEt
monophosphate	H	H	H	NH ₂	S-cyclopropyl
monophosphate	H	H	H	NH ₂	F
monophosphate	H	H	H	NH ₂	Cl
monophosphate	H	H	H	NH ₂	Br
monophosphate	H	H	H	NH ₂	I
diphosphate	H	H	H	NH ₂	NH ₂
diphosphate	H	H	H	NH ₂	NH-acetyl
diphosphate	H	H	H	NH ₂	NH-cyclopropyl
diphosphate	H	H	H	NH ₂	NH-methyl
diphosphate	H	H	H	NH ₂	NH-ethyl
diphosphate	H	H	H	NH ₂	OH
diphosphate	H	H	H	NH ₂	O-acetyl
diphosphate	H	H	H	NH ₂	OMe

R ¹	R ²	R ³	X ¹	X ²	Y
diphosphate	H	H	H	NH ₂	OE _t
diphosphate	H	H	H	NH ₂	O-cyclopropyl
diphosphate	H	H	H	NH ₂	SH
diphosphate	H	H	H	NH ₂	SMe
diphosphate	H	H	H	NH ₂	SE _t
diphosphate	H	H	H	NH ₂	S-cyclopropyl
diphosphate	H	H	H	NH ₂	F
diphosphate	H	H	H	NH ₂	Cl
diphosphate	H	H	H	NH ₂	Br
diphosphate	H	H	H	NH ₂	I
triphosphate	H	H	H	NH ₂	NH ₂
triphosphate	H	H	H	NH ₂	NH-acetyl
triphosphate	H	H	H	NH ₂	NH-cyclopropyl
triphosphate	H	H	H	NH ₂	NH-methyl
triphosphate	H	H	H	NH ₂	NH-ethyl
triphosphate	H	H	H	NH ₂	OH
triphosphate	H	H	H	NH ₂	OMe
triphosphate	H	H	H	NH ₂	OE _t
triphosphate	H	H	H	NH ₂	O-cyclopropyl
triphosphate	H	H	H	NH ₂	O-acetyl
triphosphate	H	H	H	NH ₂	SH
triphosphate	H	H	H	NH ₂	SMe
triphosphate	H	H	H	NH ₂	SE _t
triphosphate	H	H	H	NH ₂	S-cyclopropyl
triphosphate	H	H	H	NH ₂	F
triphosphate	H	H	H	NH ₂	Cl
triphosphate	H	H	H	NH ₂	Br
triphosphate	H	H	H	NH ₂	I
monophosphate	monophosphate	monophosphate	H	NH ₂	NH ₂
monophosphate	monophosphate	monophosphate	H	NH ₂	NH-cyclopropyl
monophosphate	monophosphate	monophosphate	H	NH ₂	OH

R ¹	R ²	R ³	X ¹	X ²	Y
monophosphate	monophosphate	monophosphate	H	NH ₂	F
monophosphate	monophosphate	monophosphate	H	NH ₂	Cl
diphosphate	diphosphate	diphosphate	H	NH ₂	NH ₂
diphosphate	diphosphate	diphosphate	H	NH ₂	NH-cyclopropyl
diphosphate	diphosphate	diphosphate	H	NH ₂	OH
diphosphate	diphosphate	diphosphate	H	NH ₂	F
diphosphate	diphosphate	diphosphate	H	NH ₂	Cl
triphosphate	triphosphate	triphosphate	H	NH ₂	NH ₂
triphosphate	triphosphate	triphosphate	H	NH ₂	NH-cyclopropyl
triphosphate	triphosphate	triphosphate	H	NH ₂	OH
triphosphate	triphosphate	triphosphate	H	NH ₂	F
triphosphate	triphosphate	triphosphate	H	NH ₂	Cl
H	H	H	F	NH ₂	NH ₂
H	H	H	F	NH ₂	NH-cyclopropyl
H	H	H	F	NH ₂	OH
H	H	H	F	NH ₂	F
H	H	H	F	NH ₂	Cl
H	H	H	Cl	NH ₂	NH ₂
H	H	H	Cl	NH ₂	NH-cyclopropyl
H	H	H	Cl	NH ₂	OH
H	H	H	Cl	NH ₂	F
H	H	H	Cl	NH ₂	Cl
H	H	H	Br	NH ₂	NH ₂
H	H	H	Br	NH ₂	NH-cyclopropyl
H	H	H	Br	NH ₂	OH
H	H	H	Br	NH ₂	F
H	H	H	Br	NH ₂	Cl
H	H	H	NH ₂	NH ₂	NH ₂
H	H	H	NH ₂	NH ₂	NH-cyclopropyl
H	H	H	NH ₂	NH ₂	OH
H	H	H	NH ₂	NH ₂	F

R ¹	R ²	R ³	X ¹	X ²	Y
H	H	H	NH ₂	NH ₂	Cl
H	H	H	SH	NH ₂	NH ₂
H	H	H	SH	NH ₂	NH-cyclopropyl
H	H	H	SH	NH ₂	OH
H	H	H	SH	NH ₂	F
H	H	H	SH	NH ₂	Cl
acetyl	H	H	H	NH ₂	NH ₂
acetyl	H	H	H	NH ₂	NH-cyclopropyl
acetyl	H	H	H	NH ₂	OH
acetyl	H	H	H	NH ₂	F
acetyl	H	H	H	NH ₂	Cl
acetyl	H	H	F	NH ₂	NH ₂
acetyl	H	H	F	NH ₂	NH-cyclopropyl
acetyl	H	H	F	NH ₂	OH
acetyl	H	H	F	NH ₂	F
acetyl	H	H	F	NH ₂	Cl
H	acetyl	acetyl	H	NH ₂	NH ₂
H	acetyl	acetyl	H	NH ₂	NH-cyclopropyl
H	acetyl	acetyl	H	NH ₂	OH
H	acetyl	acetyl	H	NH ₂	F
H	acetyl	acetyl	H	NH ₂	Cl
acetyl	acetyl	acetyl	H	NH ₂	NH ₂
acetyl	acetyl	acetyl	H	NH ₂	NH-cyclopropyl
acetyl	acetyl	acetyl	H	NH ₂	OH
acetyl	acetyl	acetyl	H	NH ₂	F
acetyl	acetyl	acetyl	H	NH ₂	Cl
monophosphate	acetyl	acetyl	H	NH ₂	NH ₂
monophosphate	acetyl	acetyl	H	NH ₂	NH-cyclopropyl
monophosphate	acetyl	acetyl	H	NH ₂	OH
monophosphate	acetyl	acetyl	H	NH ₂	F
monophosphate	acetyl	acetyl	H	NH ₂	Cl

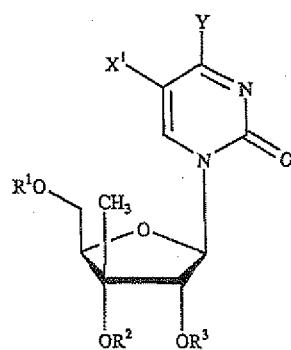
R ¹	R ²	R ³	X ¹	X ²	Y
diphosphate	acetyl	acetyl	H	NH ₂	NH ₂
diphosphate	acetyl	acetyl	H	NH ₂	NH-cyclopropyl
diphosphate	acetyl	acetyl	H	NH ₂	OH
diphosphate	acetyl	acetyl	H	NH ₂	F
diphosphate	acetyl	acetyl	H	NH ₂	Cl
triphosphate	acetyl	acetyl	H	NH ₂	NH ₂
triphosphate	acetyl	acetyl	H	NH ₂	NH-cyclopropyl
triphosphate	acetyl	acetyl	H	NH ₂	OH
triphosphate	acetyl	acetyl	H	NH ₂	F
triphosphate	acetyl	acetyl	H	NH ₂	Cl
H	H	H	H	Cl	H
H	H	H	H	Cl	H
H	H	H	H	Cl	NH ₂
H	H	H	H	Cl	NH-cyclopropyl
H	H	H	H	Cl	NH-methyl
H	H	H	H	Cl	NH-ethyl
H	H	H	H	Cl	NH-acetyl
H	H	H	H	Cl	OH
H	H	H	H	Cl	OMe
H	H	H	H	Cl	OEt
H	H	H	H	Cl	O-cyclopropyl
H	H	H	H	Cl	O-acetyl
H	H	H	H	Cl	SH
H	H	H	H	Cl	SMe
H	H	H	H	Cl	SEt
H	H	H	H	Cl	S-cyclopropyl
monophosphate	H	H	H	Cl	NH ₂
monophosphate	H	H	H	Cl	NH-acetyl
monophosphate	H	H	H	Cl	NH-cyclopropyl
monophosphate	H	H	H	Cl	NH-methyl
monophosphate	H	H	H	Cl	NH-ethyl

R ¹	R ²	R ³	X ¹	X ²	Y
monophosphate	H	H	H	Cl	OH
monophosphate	H	H	H	Cl	O-acetyl
monophosphate	H	H	H	Cl	OMe
monophosphate	H	H	H	Cl	OEt
monophosphate	H	H	H	Cl	O-cyclopropyl
monophosphate	H	H	H	Cl	SH
monophosphate	H	H	H	Cl	SMe
monophosphate	H	H	H	Cl	SEt
monophosphate	H	H	H	Cl	S-cyclopropyl
diphosphate	H	H	H	Cl	NH ₂
diphosphate	H	H	H	Cl	NH-acetyl
diphosphate	H	H	H	Cl	NH-cyclopropyl
diphosphate	H	H	H	Cl	NH-methyl
diphosphate	H	H	H	Cl	NH-ethyl
diphosphate	H	H	H	Cl	OH
diphosphate	H	H	H	Cl	O-acetyl
diphosphate	H	H	H	Cl	OMe
diphosphate	H	H	H	Cl	OEt
diphosphate	H	H	H	Cl	O-cyclopropyl
diphosphate	H	H	H	Cl	SH
diphosphate	H	H	H	Cl	SMe
diphosphate	H	H	H	Cl	SEt
diphosphate	H	H	H	Cl	S-cyclopropyl
triphosphate	H	H	H	Cl	NH ₂
triphosphate	H	H	H	Cl	NH-acetyl
triphosphate	H	H	H	Cl	NH-cyclopropyl
triphosphate	H	H	H	Cl	NH-methyl
triphosphate	H	H	H	Cl	NH-ethyl
triphosphate	H	H	H	Cl	OH
triphosphate	H	H	H	Cl	OMe
triphosphate	H	H	H	Cl	OEt

R ¹	R ²	R ³	X ¹	X ²	Y
triphosphate	H	H	H	Cl	O-cyclopropyl
triphosphate	H	H	H	Cl	O-acetyl
triphosphate	H	H	H	Cl	SH
triphosphate	H	H	H	Cl	SMe
triphosphate	H	H	H	Cl	SEt
triphosphate	H	H	H	Cl	S-cyclopropyl
monophosphate	monophosphate	monophosphate	H	Cl	NH ₂
monophosphate	monophosphate	monophosphate	H	Cl	NH-cyclopropyl
monophosphate	monophosphate	monophosphate	H	Cl	OH
diphosphate	diphosphate	diphosphate	H	Cl	NH ₂
diphosphate	diphosphate	diphosphate	H	Cl	NH-cyclopropyl
diphosphate	diphosphate	diphosphate	H	Cl	OH
triphosphate	triphosphate	triphosphate	H	Cl	NH ₂
triphosphate	triphosphate	triphosphate	H	Cl	NH-cyclopropyl
triphosphate	triphosphate	triphosphate	H	Cl	OH
H	H	H	F	Cl	NH ₂
H	H	H	F	Cl	NH-cyclopropyl
H	H	H	F	Cl	OH
H	H	H	Cl	Cl	NH ₂
H	H	H	Cl	Cl	NH-cyclopropyl
H	H	H	Cl	Cl	OH
H	H	H	Br	Cl	NH ₂
H	H	H	Br	Cl	NH-cyclopropyl
H	H	H	Br	Cl	OH
H	H	H	NH ₂	Cl	NH ₂
H	H	H	NH ₂	Cl	NH-cyclopropyl
H	H	H	NH ₂	Cl	OH
H	H	H	SH	Cl	NH ₂
H	H	H	SH	Cl	NH-cyclopropyl
H	H	H	SH	Cl	OH
acetyl	H	H	H	Cl	NH ₂

R ¹	R ²	R ³	X ¹	X ²	Y
acetyl	H	H	H	Cl	NH-cyclopropyl
acetyl	H	H	H	Cl	OH
acetyl	H	H	F	Cl	NH ₂
acetyl	H	H	F	Cl	NH-cyclopropyl
acetyl	H	H	F	Cl	OH
H	acetyl	acetyl	H	Cl	NH ₂
H	acetyl	acetyl	H	Cl	NH-cyclopropyl
H	acetyl	acetyl	H	Cl	OH
acetyl	acetyl	acetyl	H	Cl	NH ₂
acetyl	acetyl	acetyl	H	Cl	NH-cyclopropyl
acetyl	acetyl	acetyl	H	Cl	OH
monophosphate	acetyl	acetyl	H	Cl	NH ₂
monophosphate	acetyl	acetyl	H	Cl	NH-cyclopropyl
monophosphate	acetyl	acetyl	H	Cl	OH
diphosphate	acetyl	acetyl	H	Cl	NH ₂
diphosphate	acetyl	acetyl	H	Cl	NH-cyclopropyl
diphosphate	acetyl	acetyl	H	Cl	OH
triphosphate	acetyl	acetyl	H	Cl	NH ₂
triphosphate	acetyl	acetyl	H	Cl	NH-cyclopropyl
triphosphate	acetyl	acetyl	H	Cl	OH
H	H	H	H	Cl	NH ₂
H	H	H	H	Cl	NH-cyclopropyl
H	H	H	H	Cl	OH
H	H	H	H	Br	NH ₂
H	H	H	H	Br	NH-cyclopropyl
H	H	H	H	Br	OH

Alternatively, the following nucleosides of Formula VI are prepared, using the appropriate sugar and pyrimidine or purine bases.



(VI)

wherein:

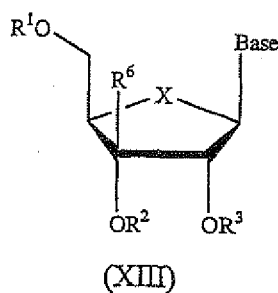
R ¹	R ²	R ³	X ¹	Y
H	H	H	H	H
H	H	H	H	NH ₂
H	H	H	H	NH-cyclopropyl
H	H	H	H	NH-methyl
H	H	H	H	NH-ethyl
H	H	H	H	NH-acetyl
H	H	H	H	OH
H	H	H	H	OMe
H	H	H	H	OEt
H	H	H	H	O-cyclopropyl
H	H	H	H	O-acetyl
H	H	H	H	SH
H	H	H	H	SMe
H	H	H	H	SEt
H	H	H	H	S-cyclopropyl
monophosphate	H	H	H	NH ₂
monophosphate	H	H	H	NH-acetyl
monophosphate	H	H	H	NH-cyclopropyl
monophosphate	H	H	H	NH-methyl
monophosphate	H	H	H	NH-ethyl
monophosphate	H	H	H	OH
monophosphate	H	H	H	O-acetyl

R ¹	R ²	R ³	X ¹	Y
monophosphate	H	H	H	OMe
monophosphate	H	H	H	OEt
monophosphate	H	H	H	O-cyclopropyl
monophosphate	H	H	H	SH
monophosphate	H	H	H	SMe
monophosphate	H	H	H	SEt
monophosphate	H	H	H	S-cyclopropyl
diphosphate	H	H	H	NH ₂
diphosphate	H	H	H	NH-acetyl
diphosphate	H	H	H	NH-cyclopropyl
diphosphate	H	H	H	NH-methyl
diphosphate	H	H	H	NH-ethyl
diphosphate	H	H	H	OH
diphosphate	H	H	H	O-acetyl
diphosphate	H	H	H	OMe
diphosphate	H	H	H	OEt
diphosphate	H	H	H	O-cyclopropyl
diphosphate	H	H	H	SH
diphosphate	H	H	H	SMe
diphosphate	H	H	H	SEt
diphosphate	H	H	H	S-cyclopropyl
triphosphate	H	H	H	NH ₂
triphosphate	H	H	H	NH-acetyl
triphosphate	H	H	H	NH-cyclopropyl
triphosphate	H	H	H	NH-methyl
triphosphate	H	H	H	NH-ethyl
triphosphate	H	H	H	OH
triphosphate	H	H	H	OMe
triphosphate	H	H	H	OEt
triphosphate	H	H	H	O-cyclopropyl
triphosphate	H	H	H	O-acetyl

R ¹	R ²	R ³	X ¹	Y
triphosphate	H	H	H	SH
triphosphate	H	H	H	SMe
triphosphate	H	H	H	SEt
triphosphate	H	H	H	S-cyclopropyl
monophosphate	monophosphate	monophosphate	H	NH ₂
monophosphate	monophosphate	monophosphate	H	NH-cyclopropyl
monophosphate	monophosphate	monophosphate	H	OH
diphosphate	diphosphate	diphosphate	H	NH ₂
diphosphate	diphosphate	diphosphate	H	NH-cyclopropyl
diphosphate	diphosphate	diphosphate	H	OH
triphosphate	triphosphate	triphosphate	H	NH ₂
triphosphate	triphosphate	triphosphate	H	NH-cyclopropyl
triphosphate	triphosphate	triphosphate	H	OH
H	H	H	F	NH ₂
H	H	H	F	NH-cyclopropyl
H	H	H	F	OH
H	H	H	Cl	NH ₂
H	H	H	Cl	NH-cyclopropyl
H	H	H	Cl	OH
H	H	H	Br	NH ₂
H	H	H	Br	NH-cyclopropyl
H	H	H	Br	OH
H	H	H	NH ₂	NH ₂
H	H	H	NH ₂	NH-cyclopropyl
H	H	H	NH ₂	OH
H	H	H	SH	NH ₂
H	H	H	SH	NH-cyclopropyl
H	H	H	SH	OH
acetyl	H	H	H	NH ₂
acetyl	H	H	H	NH-cyclopropyl
acetyl	H	H	H	OH

R ¹	R ²	R ³	X ¹	Y
acetyl	H	H	F	NH ₂
acetyl	H	H	F	NH-cyclopropyl
acetyl	H	H	F	OH
H	acetyl	acetyl	H	NH ₂
H	acetyl	acetyl	H	NH-cyclopropyl
H	acetyl	acetyl	H	OH
acetyl	acetyl	acetyl	H	NH ₂
acetyl	acetyl	acetyl	H	NH-cyclopropyl
acetyl	acetyl	acetyl	H	OH
monophosphate	acetyl	acetyl	H	NH ₂
monophosphate	acetyl	acetyl	H	NH-cyclopropyl
monophosphate	acetyl	acetyl	H	OH
diphosphate	acetyl	acetyl	H	NH ₂
diphosphate	acetyl	acetyl	H	NH-cyclopropyl
diphosphate	acetyl	acetyl	H	OH
triphosphate	acetyl	acetyl	H	NH ₂
triphosphate	acetyl	acetyl	H	NH-cyclopropyl
triphosphate	acetyl	acetyl	H	OH

Alternatively, the following nucleosides of Formula XIII are prepared, using the appropriate sugar and pyrimidine or purine bases.



wherein:

R ¹	R ²	R ³	R ⁶	X	Base
H	H	H	CH ₃	O	2,4-O-Diacetyluracil
H	H	H	CH ₃	O	Hypoxanthine

R ¹	R ²	R ³	R ⁶	X	Base
H	H	H	CH ₃	O	2,4-O-Diacetylthymine
H	H	H	CH ₃	O	Thymine
H	H	H	CH ₃	O	Cytosine
H	H	H	CH ₃	O	4-(N-mono-acetyl)cytosine
H	H	H	CH ₃	O	4-(N,N-diacetyl)cytosine
H	H	H	CH ₃	O	Uracil
H	H	H	CH ₃	O	5-Fluorouracil
H	H	H	CH ₃	S	2,4-O-Diacetyluraci
H	H	H	CH ₃	S	Hypoxanthine
H	H	H	CH ₃	S	2,4-O-Diacetylthymine
H	H	H	CH ₃	S	Thymine
H	H	H	CH ₃	S	Cytosine
H	H	H	CH ₃	S	4-(N-mono-acetyl)cytosine
H	H	H	CH ₃	S	4-(N,N-diacetyl)cytosine
H	H	H	CH ₃	S	Uracil
H	H	H	CH ₃	S	5-Fluorouracil
monophosphate	H	H	CH ₃	O	2,4-O-Diacetyluracil
monophosphate	H	H	CH ₃	O	Hypoxanthine
monophosphate	H	H	CH ₃	O	2,4-O-Diacetylthym
monophosphate	H	H	CH ₃	O	Thymine
monophosphate	H	H	CH ₃	O	Cytosine
monophosphate	H	H	CH ₃	O	4-(N-mono-acetyl)cytosine

R ¹	R ²	R ³	R ⁶	X	Base
monophosphate	H	H	CH ₃	O	4-(N,N-diacetyl)cytosine
monophosphate	H	H	CH ₃	O	Uracil
monophosphate	H	H	CH ₃	O	5-Fluorouracil
monophosphate	H	H	CH ₃	S	2,4-O-Diacetyluracil
monophosphate	H	H	CH ₃	S	Hypoxanthine
monophosphate	H	H	CH ₃	S	2,4-O-Diacetylthym
monophosphate	H	H	CH ₃	S	Thymine
monophosphate	H	H	CH ₃	S	Cytosine
monophosphate	H	H	CH ₃	S	4-(N-mono-acetyl)cytosine
monophosphate	H	H	CH ₃	S	4-(N,N-diacetyl)cytosine
monophosphate	H	H	CH ₃	S	Uracil
monophosphate	H	H	CH ₃	S	5-Fluorouracil
diphosphate	H	H	CH ₃	O	2,4-O-Diacetyluracil
diphosphate	H	H	CH ₃	O	Hypoxanthine
diphosphate	H	H	CH ₃	O	2,4-O-Diacetylthymine
diphosphate	H	H	CH ₃	O	Thymine
diphosphate	H	H	CH ₃	O	Cytosine
diphosphate	H	H	CH ₃	O	4-(N-mono-acetyl)cytosine
diphosphate	H	H	CH ₃	O	4-(N,N-diacetyl)cytosine
diphosphate	H	H	CH ₃	O	Uracil
diphosphate	H	H	CH ₃	O	5-Fluorouracil
diphosphate	H	H	CH ₃	S	2,4-O-Diacetyluracil

R ¹	R ²	R ³	R ⁶	X	Base
diphosphate	H	H	CH ₃	S	Hypoxanthine
diphosphate	H	H	CH ₃	S	2,4-O-Diacetylthym
diphosphate	H	H	CH ₃	S	Thymine
diphosphate	H	H	CH ₃	S	Cytosine
triphosphate	H	H	CH ₃	O	2,4-O-Diacetylracil
triphosphate	H	H	CH ₃	O	Hypoxanthine
triphosphate	H	H	CH ₃	O	2,4-O-Diacetylthymine
triphosphate	H	H	CH ₃	O	Thymine
triphosphate	H	H	CH ₃	O	Cytosine
triphosphate	H	H	CH ₃	O	4-(N-mono-acetyl)cytosine
triphosphate	H	H	CH ₃	O	4-(N,N-diacetyl)cytosine
triphosphate	H	H	CH ₃	O	Uracil
triphosphate	H	H	CH ₃	O	5-Fluorouracil
triphosphate	H	H	CH ₃	S	2,4-O-Diacetylracil
triphosphate	H	H	CH ₃	S	Hypoxanthine
triphosphate	H	H	CH ₃	S	2,4-O-Diacetylthymine
triphosphate	H	H	CH ₃	S	Thymine
triphosphate	H	H	CH ₃	S	Cytosine
monophosphate	monophosphate	monophosphate	CF ₃	O	2,4-O-Diacetylracil
monophosphate	monophosphate	monophosphate	CF ₃	O	Hypoxanthine
monophosphate	monophosphate	monophosphate	CF ₃	O	2,4-O-Diacetylthymine
monophosphate	monophosphate	monophosphate	CF ₃	O	Thymine
monophosphate	monophosphate	monophosphate	CF ₃	O	Cytosine

R ¹	R ²	R ³	R ⁶	X	Base
monophosphate	monophosphate	monophosphate	CF ₃	O	4-(N-mono-acetyl)cytosine
monophosphate	monophosphate	monophosphate	CF ₃	O	4-(N,N-diacetyl)cytosine
monophosphate	monophosphate	monophosphate	CF ₃	O	Uracil
monophosphate	monophosphate	monophosphate	CF ₃	O	5-Fluorouracil
monophosphate	monophosphate	monophosphate	CF ₃	S	2,4-O-Diacetyluracil
monophosphate	monophosphate	monophosphate	CF ₃	S	Hypoxanthine
monophosphate	monophosphate	monophosphate	CF ₃	S	2,4-O-Diacetylthymine
monophosphate	monophosphate	monophosphate	CF ₃	S	Thymine
monophosphate	monophosphate	monophosphate	CF ₃	S	Cytosine
monophosphate	monophosphate	monophosphate	CF ₃	S	4-(N-mono-acetyl)cytosine
monophosphate	monophosphate	monophosphate	CF ₃	S	4-(N,N-diacetyl)cytosine
monophosphate	monophosphate	monophosphate	CF ₃	S	Uracil
monophosphate	monophosphate	monophosphate	CF ₃	S	5-Fluorouracil
acetyl	acetyl	acetyl	CF ₃	O	4-(N,N-diacetyl)cytosine
acetyl	acetyl	acetyl	CF ₃	S	4-(N,N-diacetyl)cytosine
acetyl	acetyl	acetyl	2-bromo-vinyl	O	4-(N,N-diacetyl)cytosine
acetyl	acetyl	acetyl	2-bromo-vinyl	S	4-(N,N-diacetyl)cytosine
H	H	H	CH ₃	O	2-(N,N-diacetyl)-guanine
H	H	H	CH ₃	O	6-O-acetyl guanine
H	H	H	CH ₃	O	8-fluoroguanine

R ¹	R ²	R ³	R ⁶	X	Base
H	H	H	CH ₃	O	guanine
H	H	H	CH ₃	O	6-(N,N-diacetyl)-adenine
H	H	H	CH ₃	O	2-fluoroadenine
H	H	H	CH ₃	O	8-fluoroadenine
H	H	H	CH ₃	O	2,8-difluoro-adenine
H	H	H	CH ₃	O	adenine
H	H	H	CH ₃	S	2-(N,N-diacetyl)-guanine
H	H	H	CH ₃	S	6-O-acetyl guanine
H	H	H	CH ₃	S	8-fluoroguanine
H	H	H	CH ₃	S	guanine
H	H	H	CH ₃	S	6-(N,N-diacetyl)-adenine
H	H	H	CH ₃	S	2-fluoroadenine
H	H	H	CH ₃	S	8-fluoroadenine
H	H	H	CH ₃	S	2,8-difluoro-adenine
H	H	H	CH ₃	S	adenine
monophosphate	H	H	CH ₃	O	2-(N,N-diacetyl)-guanine
monophosphate	H	H	CH ₃	O	6-O-acetyl guanine
monophosphate	H	H	CH ₃	O	8-fluoroguanine
monophosphate	H	H	CH ₃	O	guanine
monophosphate	H	H	CH ₃	O	6-(N,N-diacetyl)-adenine
monophosphate	H	H	CH ₃	O	2-fluoroadenine
monophosphate	H	H	CH ₃	O	8-fluoroadenine

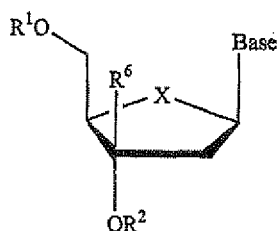
R ¹	R ²	R ³	R ⁶	X	Base
monophosphate	H	H	CH ₃	O	2,8-difluoro-adenine
monophosphate	H	H	CH ₃	O	adenine
monophosphate	H	H	CH ₃	S	2-(N,N-diacetyl)-guanine
monophosphate	H	H	CH ₃	S	6-O-acetyl guanine
monophosphate	H	H	CH ₃	S	8-fluoroguanine
monophosphate	H	H	CH ₃	S	guanine
monophosphate	H	H	CH ₃	S	6-(N,N-diacetyl)-adenine
monophosphate	H	H	CH ₃	S	2-fluoroadenine
monophosphate	H	H	CH ₃	S	8-fluoroadenine
monophosphate	H	H	CH ₃	S	2,8-difluoro-adenine
monophosphate	H	H	CH ₃	S	adenine
diphosphate	H	H	CH ₃	O	2-(N,N-diacetyl)-guanine
diphosphate	H	H	CH ₃	O	6-O-acetyl guanine
diphosphate	H	H	CH ₃	O	8-fluoroguanine
diphosphate	H	H	CH ₃	O	guanine
diphosphate	H	H	CH ₃	O	6-(N,N-diacetyl)-adenine
diphosphate	H	H	CH ₃	O	2-fluoroadenine
diphosphate	H	H	CH ₃	O	8-fluoroadenine
diphosphate	H	H	CH ₃	O	2,8-difluoro-adenine
diphosphate	H	H	CH ₃	O	adenine
diphosphate	H	H	CH ₃	S	2-(N,N-diacetyl)-guanine

R ¹	R ²	R ³	R ⁶	X	Base
diphosphate	H	H	CH ₃	S	6-O-acetyl guanine
diphosphate	H	H	CH ₃	S	8-fluoroguanine
diphosphate	H	H	CH ₃	S	guanine
diphosphate	H	H	CH ₃	S	6-(N,N-diacetyl)- adenine
diphosphate	H	H	CH ₃	S	2-fluoroadenine
diphosphate	H	H	CH ₃	S	8-fluoroadenine
diphosphate	H	H	CH ₃	S	2,8-difluoro- adenine
diphosphate	H	H	CH ₃	S	adenine
triphosphate	H	H	CH ₃	O	2-(N,N-diacetyl)- guanine
triphosphate	H	H	CH ₃	O	6-O-acetyl guanine
triphosphate	H	H	CH ₃	O	8-fluoroguanine
triphosphate	H	H	CH ₃	O	guanine
triphosphate	H	H	CH ₃	O	6-(N,N-diacetyl)- adenine
triphosphate	H	H	CH ₃	O	2-fluoroadenine
triphosphate	H	H	CH ₃	O	8-fluoroadenine
triphosphate	H	H	CH ₃	O	2,8-difluoro- adenine
triphosphate	H	H	CH ₃	O	2-(N,N-diacetyl)- guanine
triphosphate	H	H	CH ₃	S	6-O-acetyl guanine
triphosphate	H	H	CH ₃	S	8-fluoroguanine
triphosphate	H	H	CH ₃	S	guanine
triphosphate	H	H	CH ₃	S	6-(N,N-diacetyl)- adenine
triphosphate	H	H	CH ₃	S	2-fluoroadenine

R ¹	R ²	R ³	R ⁶	X	Base
triphosphate	H	H	CH ₃	S	8-fluoroadenine
triphosphate	H	H	CH ₃	S	2,8-difluoro-adenine
triphosphate	H	H	CH ₃	S	adenine
monophosphate	monophosphate	monophosphate	CF ₃	O	2-(N,N-diacetyl)-guanine
monophosphate	monophosphate	monophosphate	CF ₃	O	6-O-acetyl guanine
monophosphate	monophosphate	monophosphate	CF ₃	O	8-fluoroguanine
monophosphate	monophosphate	monophosphate	CF ₃	O	guanine
monophosphate	monophosphate	monophosphate	CF ₃	O	6-(N,N-diacetyl)-adenine
monophosphate	monophosphate	monophosphate	CF ₃	O	2-fluoroadenine
monophosphate	monophosphate	monophosphate	CF ₃	O	8-fluoroadenine
monophosphate	monophosphate	monophosphate	CF ₃	O	2,8-difluoro-adenine
monophosphate	monophosphate	monophosphate	CF ₃	O	adenine
monophosphate	monophosphate	monophosphate	CF ₃	S	2-(N,N-diacetyl)-guanine
monophosphate	monophosphate	monophosphate	CF ₃	S	6-O-acetyl guanine
monophosphate	monophosphate	monophosphate	CF ₃	S	8-fluoroguanine
monophosphate	monophosphate	monophosphate	CF ₃	S	guanine
monophosphate	monophosphate	monophosphate	CF ₃	S	6-(N,N-diacetyl)-adenine
monophosphate	monophosphate	monophosphate	CF ₃	S	2-fluoroadenine
monophosphate	monophosphate	monophosphate	CF ₃	S	8-fluoroadenine
monophosphate	monophosphate	monophosphate	CF ₃	S	2,8-difluoro-adenine
monophosphate	monophosphate	monophosphate	CF ₃	S	adenine
acetyl	acetyl	acetyl	CF ₃	O	guanine
acetyl	acetyl	acetyl	CF ₃	S	guanine

R ¹	R ²	R ³	R ⁶	X	Base
acetyl	acetyl	acetyl	2-bromo- vinyl	O	guanine
acetyl	acetyl	acetyl	2-bromo- vinyl	S	guanine

Alternatively, the following nucleosides of Formula XIV are prepared, using the appropriate sugar and pyrimidine or purine bases.



(XIV)

wherein:

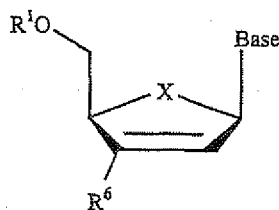
R ¹	R ²	R ⁶	X	Base
H	H	CH ₃	O	2,4-O-Diacetyluracil
H	H	CH ₃	O	Hypoxanthine
H	H	CH ₃	O	2,4-O-Diacetylthymine
H	H	CH ₃	O	Thymine
H	H	CH ₃	O	Cytosine
H	H	CH ₃	O	4-(N-mono-acetyl)cytosine
H	H	CH ₃	O	4-(N,N-diacetyl)cytosine
H	H	CH ₃	O	Uracil
H	H	CH ₃	O	5-Fluorouracil
H	H	CH ₃	S	2,4-O-Diacetyluracil
H	H	CH ₃	S	Hypoxanthine
H	H	CH ₃	S	2,4-O-Diacetylthymine
H	H	CH ₃	S	Thymine
H	H	CH ₃	S	Cytosine
H	H	CH ₃	S	4-(N-mono-acetyl)cytosin

R ¹	R ²	R ⁶	X	Base
H	H	CH ₃	S	4-(N,N-diacetyl)cytosine
H	H	CH ₃	S	Uracil
H	H	CH ₃	S	5-Fluorouracil
monophosphate	H	CH ₃	O	2,4-O-Diacetylmuracil
monophosphate	H	CH ₃	O	Hypoxanthine
monophosphate	H	CH ₃	O	2,4-O-Diacetylthymine
monophosphate	H	CH ₃	O	Thymine
monophosphate	H	CH ₃	O	Cytosine
monophosphate	H	CH ₃	O	4-(N-mono-acetyl)cytosine
monophosphate	H	CH ₃	O	4-(N,N-diacetyl)cytosine
monophosphate	H	CH ₃	O	Uracil
monophosphate	H	CH ₃	O	5-Fluorouracil
monophosphate	H	CH ₃	S	2,4-O-Diacetylmuracil
monophosphate	H	CH ₃	S	Hypoxanthine
monophosphate	H	CH ₃	S	2,4-O-Diacetylthymine
monophosphate	H	CH ₃	S	Thymine
monophosphate	H	CH ₃	S	Cytosine
monophosphate	H	CH ₃	S	4-(N-mono-acetyl)cytosine
monophosphate	H	CH ₃	S	4-(N,N-diacetyl)cytosine
monophosphate	H	CH ₃	S	Uracil
monophosphate	H	CH ₃	S	5-Fluorouracil
diphosphate	H	CH ₃	O	2,4-O-Diacetylmuracil
diphosphate	H	CH ₃	O	Hypoxanthine
diphosphate	H	CH ₃	O	2,4-O-Diacetylthymine
diphosphate	H	CH ₃	O	Thymine
diphosphate	H	CH ₃	O	Cytosine
diphosphate	H	CH ₃	O	4-(N-mono-acetyl)cytosine
diphosphate	H	CH ₃	O	4-(N,N-diacetyl)cytosine
diphosphate	H	CH ₃	O	Uracil
diphosphate	H	CH ₃	O	5-Fluorouracil
diphosphate	H	CH ₃	S	2,4-O-Diacetylmuracil

R ¹	R ²	R ⁶	X	Base
diphosphate	H	CH ₃	S	Hypoxanthine
diphosphate	H	CH ₃	S	2,4-O-Diacetylthymine
diphosphate	H	CH ₃	S	Thymine
diphosphate	H	CH ₃	S	Cytosine
triphosphate	H	CH ₃	O	2,4-O-Diacetyluracil
triphosphate	H	CH ₃	O	Hypoxanthine
triphosphate	H	CH ₃	O	2,4-O-Diacetylthymine
triphosphate	H	CH ₃	O	Thymine
triphosphate	H	CH ₃	O	Cytosine
triphosphate	H	CH ₃	O	4-(N-mono-acetyl)cytosine
triphosphate	H	CH ₃	O	4-(N,N-diacetyl)cytosine
triphosphate	H	CH ₃	O	Uracil
triphosphate	H	CH ₃	O	5-Fluorouracil
triphosphate	H	CH ₃	S	2,4-O-Diacetyluracil
triphosphate	H	CH ₃	S	Hypoxanthine
triphosphate	H	CH ₃	S	2,4-O-Diacetylthymine
triphosphate	H	CH ₃	S	Thymine
triphosphate	H	CH ₃	S	Cytosine
monophosphate	monophosphate	CF ₃	O	2,4-O-Diacetyluracil
monophosphate	monophosphate	CF ₃	O	Hypoxanthine
monophosphate	monophosphate	CF ₃	O	2,4-O-Diacetylthymine
monophosphate	monophosphate	CF ₃	O	Thymine
monophosphate	monophosphate	CF ₃	O	Cytosine
monophosphate	monophosphate	CF ₃	O	4-(N-mono-acetyl)cytosine
monophosphate	monophosphate	CF ₃	O	4-(N,N-diacetyl)cytosine
monophosphate	monophosphate	CF ₃	O	Uracil
monophosphate	monophosphate	CF ₃	O	5-Fluorouracil
monophosphate	monophosphate	CF ₃	S	2,4-O-Diacetyluracil
monophosphate	monophosphate	CF ₃	S	Hypoxanthine
monophosphate	monophosphate	CF ₃	S	2,4-O-Diacetylthymine
monophosphate	monophosphate	CF ₃	S	Thymine

R ¹	R ²	R ⁶	X	Base
monophosphate	monophosphate	CF ₃	S	Cytosine
monophosphate	monophosphate	CF ₃	S	4-(N-mono-acetyl)cytosine
monophosphate	monophosphate	CF ₃	S	4-(N,N-diacetyl)cytosine
monophosphate	monophosphate	CF ₃	S	Uracil
monophosphate	monophosphate	CF ₃	S	5-Fluorouracil
acetyl	acetyl	CF ₃	O	4-(N,N-diacetyl)cytosine
acetyl	acetyl	CF ₃	S	4-(N,N-diacetyl)cytosine
acetyl	acetyl	2-bromo-vinyl	O	4-(N,N-diacetyl)cytosine
acetyl	acetyl	2-bromo-vinyl	S	4-(N,N-diacetyl)cytosine

Alternatively, the following nucleosides of Formula XV are prepared, using the appropriate sugar and pyrimidine or purine bases.



(XV)

wherein:

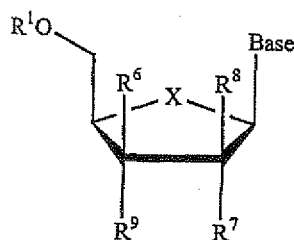
R ¹	R ⁶	X	Base
H	CH ₃	O	2,4-O-Diacetyluracil
H	CH ₃	O	Hypoxanthine
H	CH ₃	O	2,4-O-Diacetylthymine
H	CH ₃	O	Thymine
H	CH ₃	O	Cytosine
H	CH ₃	O	4-(N-mono-acetyl)cytosine
H	CH ₃	O	4-(N,N-diacetyl)cytosine
H	CH ₃	O	Uracil

R ¹	R ⁶	X	Base
H	CH ₃	O	5-Fluorouracil
H	CH ₃	S	2,4-O-Diacetyluracil
H	CH ₃	S	Hypoxanthine
H	CH ₃	S	2,4-O-Diacetylthymine
H	CH ₃	S	Thymine
H	CH ₃	S	Cytosine
H	CH ₃	S	4-(N-mono-acetyl)cytosine
H	CH ₃	S	4-(N,N-diacetyl)cytosine
H	CH ₃	S	Uracil
H	CH ₃	S	5-Fluorouracil
monophosphate	CH ₃	O	2,4-O-Diacetyluracil
monophosphate	CH ₃	O	Hypoxanthine
monophosphate	CH ₃	O	2,4-O-Diacetylthymine
monophosphate	CH ₃	O	Thymine
monophosphate	CH ₃	O	Cytosine
monophosphate	CH ₃	O	4-(N-mono-acetyl)cytosine
monophosphate	CH ₃	O	4-(N,N-diacetyl)cytosine
monophosphate	CH ₃	O	Uracil
monophosphate	CH ₃	O	5-Fluorouracil
monophosphate	CH ₃	S	2,4-O-Diacetyluracil
monophosphate	CH ₃	S	Hypoxanthine
monophosphate	CH ₃	S	2,4-O-Diacetylthymine
monophosphate	CH ₃	S	Thymine
monophosphate	CH ₃	S	Cytosine
monophosphate	CH ₃	S	4-(N-mono-acetyl)cytosine
monophosphate	CH ₃	S	4-(N,N-diacetyl)cytosine
monophosphate	CH ₃	S	Uracil
monophosphate	CH ₃	S	5-Fluorouracil
diphosphate	CH ₃	O	2,4-O-Diacetyluracil
diphosphate	CH ₃	O	Hypoxanthine
diphosphate	CH ₃	O	2,4-O-Diacetylthymine

R ¹	R ⁶	X	Base
diphosphate	CH ₃	O	Thymine
diphosphate	CH ₃	O	Cytosine
diphosphate	CH ₃	O	4-(N-mono-acetyl)cytosine
diphosphate	CH ₃	O	4-(N,N-diacetyl)cytosine
diphosphate	CH ₃	O	Uracil
diphosphate	CH ₃	O	5-Fluorouracil
diphosphate	CH ₃	S	2,4-O-Diacetyluracil
diphosphate	CH ₃	S	Hypoxanthine
diphosphate	CH ₃	S	2,4-O-Diacetylthymine
diphosphate	CH ₃	S	Thymine
diphosphate	CH ₃	S	Cytosine
triphosphate	CH ₃	O	2,4-O-Diacetyluracil
triphosphate	CH ₃	O	Hypoxanthine
triphosphate	CH ₃	O	2,4-O-Diacetylthymine
triphosphate	CH ₃	O	Thymine
triphosphate	CH ₃	O	Cytosine
triphosphate	CH ₃	O	4-(N-mono-acetyl)cytosine
triphosphate	CH ₃	O	4-(N,N-diacetyl)cytosine
triphosphate	CH ₃	O	Uracil
triphosphate	CH ₃	O	5-Fluorouracil
triphosphate	CH ₃	S	2,4-O-Diacetyluracil
triphosphate	CH ₃	S	Hypoxanthine
triphosphate	CH ₃	S	2,4-O-Diacetylthymine
triphosphate	CH ₃	S	Thymine
triphosphate	CH ₃	S	Cytosine
monophosphate	CF ₃	O	2,4-O-Diacetyluracil
monophosphate	CF ₃	O	Hypoxanthine
monophosphate	CF ₃	O	2,4-O-Diacetylthymine
monophosphate	CF ₃	O	Thymine
monophosphate	CF ₃	O	Cytosine
monophosphate	CF ₃	O	4-(N-mono-acetyl)cytosine

R ¹	R ⁶	X	Base
monophosphate	CF ₃	O	4-(N,N-diacetyl)cytosine
monophosphate	CF ₃	O	Uracil
monophosphate	CF ₃	O	5-Fluorouracil
monophosphate	CF ₃	S	2,4-O-Diacetyluracil
monophosphate	CF ₃	S	Hypoxanthine
monophosphate	CF ₃	S	2,4-O-Diacetylthymine
monophosphate	CF ₃	S	Thymine
monophosphate	CF ₃	S	Cytosine
monophosphate	CF ₃	S	4-(N-mono-acetyl)cytosine
monophosphate	CF ₃	S	4-(N,N-diacetyl)cytosine
monophosphate	CF ₃	S	Uracil
monophosphate	CF ₃	S	5-Fluorouracil
acetyl	CF ₃	O	4-(N,N-diacetyl)cytosine
acetyl	CF ₃	S	4-(N,N-diacetyl)cytosine
acetyl	2-bromo-vinyl	O	4-(N,N-diacetyl)cytosine
acetyl	2-bromo-vinyl	S	4-(N,N-diacetyl)cytosine

Alternatively, the following nucleosides of Formula XVIII are prepared, using the appropriate sugar and pyrimidine or purine bases.



(XVIII)

wherein:

R ¹	R ⁶	R ⁷	X	Base	R ⁸	R ⁹
H	CH ₃	OH	O	2,4-O-Diacetyluracil	H	Me
H	CH ₃	OH	O	Hypoxanthine	H	Me
H	CH ₃	OH	O	2,4-O-Diacetylthymine	H	Me

R ¹	R ⁶	R ⁷	X	Base	R ⁸	R ⁹
H	CH ₃	OH	O	Thymine	H	Me
H	CH ₃	OH	O	Cytosine	H	Me
H	CH ₃	OH	O	4-(N-mono-acetyl)cytosine	H	Me
H	CH ₃	OH	O	4-(N,N-diacetyl)cytosine	H	Me
H	CH ₃	OH	O	Uracil	H	Me
H	CH ₃	OH	O	5-Fluorouracil	H	Me
H	CH ₃	OH	S	2,4-O-Diacetyluracil	H	Me
H	CH ₃	OH	S	Hypoxanthine	H	Me
H	CH ₃	OH	S	2,4-O-Diacetylthymine	H	Me
H	CH ₃	OH	S	Thymine	H	Me
H	CH ₃	OH	S	Cytosine	H	Me
H	CH ₃	OH	S	4-(N-mono-acetyl)cytosine	H	Me
H	CH ₃	OH	S	4-(N,N-diacetyl)cytosine	H	Me
H	CH ₃	OH	S	Uracil	H	Me
H	CH ₃	OH	S	5-Fluorouracil	H	Me
monophosphate	CH ₃	OH	O	2,4-O-Diacetyluracil	H	Me
monophosphate	CH ₃	OH	O	Hypoxanthine	H	Me
monophosphate	CH ₃	OH	O	2,4-O-Diacetylthymine	H	Me
monophosphate	CH ₃	OH	O	Thymine	H	Me
monophosphate	CH ₃	OH	O	Cytosine	H	Me
monophosphate	CH ₃	OH	O	4-(N-mono-acetyl)cytosine	H	Me
monophosphate	CH ₃	OH	O	4-(N,N-diacetyl)cytosine	H	Me
monophosphate	CH ₃	OH	O	Uracil	H	Me
monophosphate	CH ₃	OH	O	5-Fluorouracil	H	Me
monophosphate	CH ₃	OH	S	2,4-O-Diacetyluracil	H	Me
monophosphate	CH ₃	OH	S	Hypoxanthine	H	Me
monophosphate	CH ₃	OH	S	2,4-O-Diacetylthymine	H	Me
monophosphate	CH ₃	OH	S	Thymine	H	Me
monophosphate	CH ₃	OH	S	Cytosine	H	Me
monophosphate	CH ₃	OH	S	4-(N-mono-acetyl)cytosine	H	Me
monophosphate	CH ₃	OH	S	4-(N,N-diacetyl)cytosine	H	Me

R ¹	R ⁶	R ⁷	X	Base	R ⁸	R ⁹
monophosphate	CH ₃	OH	S	Uracil	H	Me
monophosphate	CH ₃	OH	S	5-Fluorouracil	H	Me
diphosphate	CH ₃	OH	O	2,4-O-Diacetyluracil	H	Me
diphosphate	CH ₃	OH	O	Hypoxanthine	H	Me
diphosphate	CH ₃	OH	O	2,4-O-Diacetylthymine	H	Me
diphosphate	CH ₃	OH	O	Thymine	H	Me
diphosphate	CH ₃	OH	O	Cytosine	H	Me
diphosphate	CH ₃	OH	O	4-(N-mono-acetyl)cytosine	H	Me
diphosphate	CH ₃	OH	O	4-(N,N-diacetyl)cytosine	H	Me
diphosphate	CH ₃	OH	O	Uracil	H	Me
diphosphate	CH ₃	OH	O	5-Fluorouracil	H	Me
diphosphate	CH ₃	OH	S	2,4-O-Diacetyluracil	H	Me
diphosphate	CH ₃	OH	S	Hypoxanthine	H	Me
diphosphate	CH ₃	OH	S	2,4-O-Diacetylthymine	H	Me
diphosphate	CH ₃	OH	S	Thymine	H	Me
diphosphate	CH ₃	OH	S	Cytosine	H	Me
triphosphate	CH ₃	OH	O	2,4-O-Diacetyluracil	H	Me
triphosphate	CH ₃	OH	O	Hypoxanthine	H	Me
triphosphate	CH ₃	OH	O	2,4-O-Diacetylthymine	H	Me
triphosphate	CH ₃	OH	O	Thymine	H	Me
triphosphate	CH ₃	OH	O	Cytosine	H	Me
triphosphate	CH ₃	OH	O	4-(N-mono-acetyl)cytosine	H	Me
triphosphate	CH ₃	OH	O	4-(N,N-diacetyl)cytosine	H	Me
triphosphate	CH ₃	OH	O	Uracil	H	Me
triphosphate	CH ₃	OH	O	5-Fluorouracil	H	Me
triphosphate	CH ₃	OH	S	2,4-O-Diacetyluracil	H	Me
triphosphate	CH ₃	OH	S	Hypoxanthine	H	Me
triphosphate	CH ₃	OH	S	2,4-O-Diacetylthymine	H	Me
triphosphate	CH ₃	OH	S	Thymine	H	Me
triphosphate	CH ₃	OH	S	Cytosine	H	Me
monophosphate	CF ₃	OH	O	2,4-O-Diacetyluracil	H	Me

R ¹	R ⁶	R ⁷	X	Base	R ⁸	R ⁹
monophosphate	CF ₃	OH	O	Hypoxanthine	H	Me
monophosphate	CF ₃	OH	O	2,4-O-Diacetylthymine	H	Me
monophosphate	CF ₃	OH	O	Thymine	H	Me
monophosphate	CF ₃	OH	O	Cytosine	H	Me
monophosphate	CF ₃	OH	O	4-(N-mono-acetyl)cytosine	H	Me
monophosphate	CF ₃	OH	O	4-(N,N-diacetyl)cytosine	H	Me
monophosphate	CF ₃	OH	O	Uracil	H	Me
monophosphate	CF ₃	OH	O	5-Fluorouracil	H	Me
monophosphate	CF ₃	OH	S	2,4-O-Diacetyluracil	H	Me
monophosphate	CF ₃	OH	S	Hypoxanthine	H	Me
monophosphate	CF ₃	OH	S	2,4-O-Diacetylthymine	H	Me
monophosphate	CF ₃	OH	S	Thymine	H	Me
monophosphate	CF ₃	OH	S	Cytosine	H	Me
monophosphate	CF ₃	OH	S	4-(N-mono-acetyl)cytosine	H	Me
monophosphate	CF ₃	OH	S	4-(N,N-diacetyl)cytosine	H	Me
monophosphate	CF ₃	OH	S	Uracil	H	Me
monophosphate	CF ₃	OH	S	5-Fluorouracil	H	Me
acetyl	CH ₃	OH	O	4-(N,N-diacetyl)cytosine	H	Br
acetyl	CH ₃	OH	S	4-(N,N-diacetyl)cytosine	H	Br

VII. Anti-Hepatitis C Activity

Compounds can exhibit anti-hepatitis C activity by inhibiting HCV polymerase, by inhibiting other enzymes needed in the replication cycle, or by other pathways. A number of assays have been published to assess these activities. A general method that assesses the gross increase of HCV virus in culture is disclosed in U.S. Patent No. 5,738,985 to Miles *et al.* *In vitro* assays have been reported in Ferrari *et al.*, *Jnl. of Vir.*, 73:1649-1654, 1999; Ishii *et al.*, *Hepatology*, 29:1227-1235, 1999; Lohmann *et al.*, *Jnl. of Bio. Chem.*, 274:10807-10815, 1999; and Yamashita *et al.*, *Jnl. of Bio. Chem.*, 273:15479-15486, 1998.

WO 97/12033, filed on September 27, 1996, by Emory University, listing C. Hagedorn and A. Reinoldus as inventors, and which claims priority to U.S.S.N. 60/004,383,

filed on September 1995, describes an HCV polymerase assay that can be used to evaluate the activity of the compounds described herein. Another HCV polymerase assay has been reported by Bartholomeusz, *et al.*, Hepatitis C virus (HCV) RNA polymerase assay using cloned HCV non-structural proteins; Antiviral Therapy 1996:1(Supp 4) 18-24.

5 Screens that measure reductions in kinase activity from HCV drugs are disclosed in U.S. Patent No. 6,030,785, to Katze *et al.*, U.S. Patent No. 6,010,848 to Delvecchio *et al.*, and U.S. Patent No. 5,759,795 to Jubin *et al.* Screens that measure the protease inhibiting activity of proposed HCV drugs are disclosed in U.S. Patent No. 5,861,267 to Su *et al.*, U.S. Patent No. 5,739,002 to De Francesco *et al.*, and U.S. Patent No. 5,597,691 to Houghton *et al.*

Example 4: Phosphorylation Assay of Nucleoside to Active Triphosphate

To determine the cellular metabolism of the compounds, HepG2 cells were obtained from the American Type Culture Collection (Rockville, MD), and were grown in 225 cm² tissue culture flasks in minimal essential medium supplemented with non-essential amino acids, 1% penicillin-streptomycin. The medium was renewed every three days, and the cells were subcultured once a week. After detachment of the adherent monolayer with a 10 minute exposure to 30 mL of trypsin-EDTA and three consecutive washes with medium, confluent HepG2 cells were seeded at a density of 2.5×10^6 cells per well in a 6-well plate and exposed to 10 μ M of [³H] labeled active compound (500 dpm/pmol) for the specified time periods. The cells were maintained at 37°C under a 5% CO₂ atmosphere. At the selected time points, the cells were washed three times with ice-cold phosphate-buffered saline (PBS). Intracellular active compound and its respective metabolites were extracted by incubating the cell pellet overnight at -20°C with 60% methanol followed by extraction with an additional 20 μ L of cold methanol for one hour in an ice bath. The extracts were then combined, dried under gentle filtered air flow and stored at -20°C until HPLC analysis. The preliminary results of the HPLC analysis are tabulated in Table 1.

Table 1

Time (h)	[pmol/million cells]			
	β -D-2'-CH ₃ -riboA-TP	β -D-2'-CH ₃ -riboU-TP	β -D-2'-CH ₃ -riboC-TP	β -D-2'-CH ₃ -riboG-TP
2	33.1	0.40	2.24	ND
4	67.7	1.21	3.99	ND
8	147	1.57	9.76	2.85
24	427	6.39	34.9	0.91
30	456	7.18	36.2	3.22
48	288	9.42	56.4	6.26

Example 5: Bioavailability Assay in Cynomolgus Monkeys

Within 1 week prior to the study initiation, the cynomolgus monkey was surgically implanted with a chronic venous catheter and subcutaneous venous access port (VAP) to facilitate blood collection and underwent a physical examination including hematology and serum chemistry evaluations and the body weight was recorded. Each monkey (six total), received approximately 250 uCi of ³H activity with each dose of active compound, namely β -D-2'-CH₃-riboG at a dose level of 10 mg/kg at a dose concentration of 5 mg/mL, either via an intravenous bolus (3 monkeys, IV), or via oral gavage (3 monkeys, PO). Each dosing syringe was weighed before dosing to gravimetrically determine the quantity of formulation administered. Urine samples were collected via pan catch at the designated intervals (approximately 18-0 hours pre-dose, 0-4, 4-8 and 8-12 hours post-dosage) and processed. Blood samples were collected as well (pre-dose, 0.25, 0.5, 1, 2, 3, 6, 8, 12 and 24 hours post-dosage) via the chronic venous catheter and VAP or from a peripheral vessel if the chronic venous catheter procedure should not be possible. The blood and urine samples were analyzed for the maximum concentration (C_{max}), time when the maximum concentration was achieved (T_{max}), area under the curve (AUC), half life of the dosage concentration ($T_{1/2}$), clearance (CL), steady state volume and distribution (V_{ss}) and bioavailability (F), which are tabulated in Tables 2 and 3, and graphically illustrated in Figures 2 and 3, respectively.

Table 2: Oral Bioavailability in Monkeys

	Dose (mg)	AUC (ng/mL x h)	Norm AUC (ng/mL x h/mg)	Mean Norm AUC (ng/mL x h/mg)	F (%)
IV Monkey 1	46.44	13614	293.2		
IV Monkey 2	24.53	6581	268.3		
IV Monkey 3	20.72	6079	293.4	284.9	
PO Monkey 1	29.04	758	26.1		
PO Monkey 2	30.93	898	29.0		
PO Monkey 3	30.04	1842	61.3	38.8	13.6

Table 3: Experimental Pharmacokinetics of β -D-2'-CH₃-riboG in Cynomolgus Monkeys

	IV	PO
Dose/Route (mg/kg)	10	10
C _{max} (ng/mL)	6945.6 ± 1886.0	217.7 ± 132.1
T _{max} (hr)	0.25 ± 0.00	2.00 ± 1.00
AUC (ng/mL x hr)	8758.0 ± 4212.9	1166.0 ± 589.6
T _{1/2} (hr)	7.9 ± 5.4	10.3 ± 4.1
CL (L/hr/kg)	1.28 ± 0.48	
V _{ss} (L/kg)	2.09 ± 0.54	
F (%)		13.8

5 Example 6: Bone Marrow Toxicity Assay

Human bone marrow cells were collected from normal healthy volunteers and the mononuclear population was separated by Ficoll-Hypaque gradient centrifugation as described previously by Sommadossi J-P, Carlisle R. "Toxicity of 3'-azido-3'-deoxythymidine and 9-(1,3-dihydroxy-2-propoxymethyl)guanine for normal human hematopoietic progenitor cells *in vitro*" Antimicrobial Agents and Chemotherapy 1987; 31:452-454; and Sommadossi J-P, Schinazi RF, Chu CK, Xie M-Y. "Comparison of cytotoxicity of the (-)- and (+)-enantiomer of 2',3'-dideoxy-3'-thiacytidine in normal human bone marrow progenitor cells" Biochemical Pharmacology 1992; 44:1921-1925. The culture assays for CFU-GM and BFU-E were performed using a bilayer soft agar or methylcellulose method. Drugs were diluted in tissue culture medium and filtered. After 14 to 18 days at 37°C in a humidified atmosphere of 5% CO₂ in air, colonies of greater than 50 cells were counted using an inverted microscope. The results in Table 4 are presented as the percent inhibition of colony formation in the presence of drug compared to solvent control cultures.

Table 4: Human Bone Marrow Toxicity CFU-GM and BFU-E Clonogenic Assays

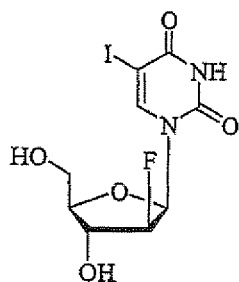
Treatment	IC ₅₀ in μ M	
	CFU-GM	BFU-E
ribavirin	~ 5	~ 1
β -D-2'-CH ₃ -riboA	> 100	> 100
β -D-2'-CH ₃ -riboU	> 100	> 100
β -D-2'-CH ₃ -riboC	> 10	> 10
β -D-2'-CH ₃ -riboG	> 10	> 100

Example 7: Mitochondria Toxicity Assay

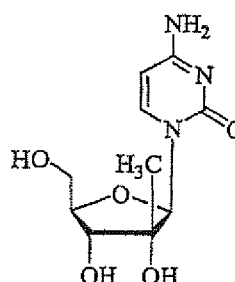
HepG2 cells were cultured in 12-well plates as described above and exposed to various concentrations of drugs as taught by Pan-Zhou X-R, Cui L, Zhou X-J, Sommadossi J-P, Darley-Usmer VM. "Differential effects of antiretroviral nucleoside analogs on mitochondrial function in HepG2 cells" Antimicrob Agents Chemother 2000; 44:496-503. Lactic acid levels in the culture medium after 4 day drug exposure was measured using a Boehringer lactic acid assay kit. Lactic acid levels were normalized by cell number as measured by hemocytometer count. The preliminary results from this assay are tabulated in Table 5.

Table 5: Mitochondrial Toxicity Study (L-lactic acid assay)

	Conc. (μ M)	lactate (mg/10 ⁶ cell)	% of Control
Control		2.18	
FLAU	10	3.73	170.4
β -D-2'-CH ₃ -riboC	1	2.52	115.3
	10	2.36	107.9
	50	2.26	103.4
	100	2.21	101.2



FIAU

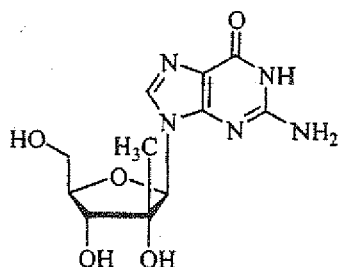


β -D-2'-CH₃-riboC

This invention has been described with reference to its preferred embodiments. Variations and modifications of the invention, will be obvious to those skilled in the art from the foregoing detailed description of the invention.

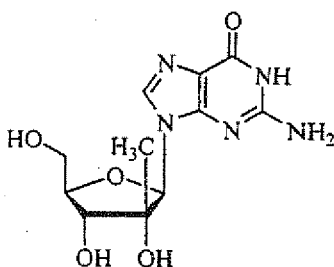
We Claim:

1. Use of a compound of the formula:



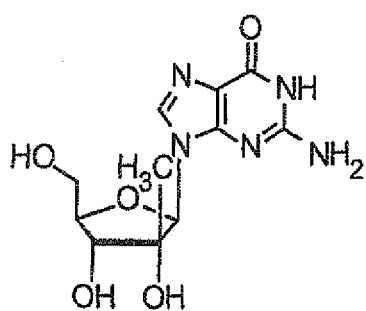
or a pharmaceutically acceptable salt thereof, in the manufacture of a medicament for the treatment of a hepatitis C virus infection in a host.

2. Use of a phosphate or stabilized phosphate prodrug of a compound of the formula:

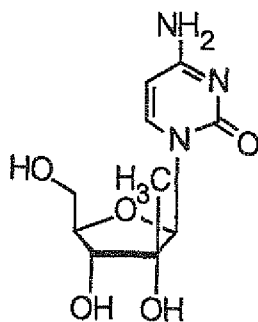


or a pharmaceutically acceptable salt thereof, in the manufacture of a medicament for the treatment of a hepatitis C virus infection in a host.

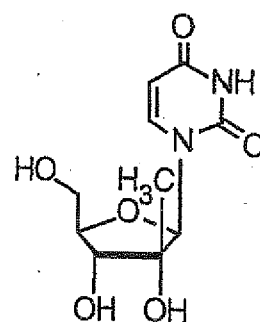
1/3



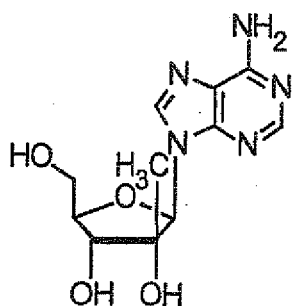
β -D-2'-CH₃-riboG



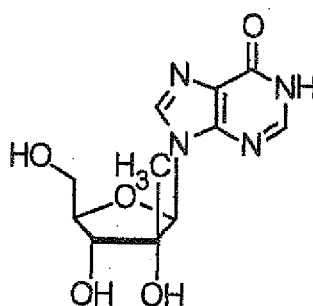
β -D-2'-CH₃-riboC



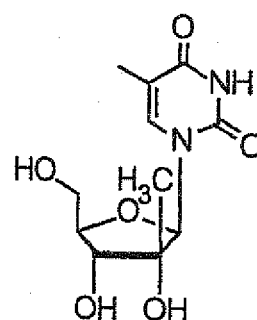
β -D-2'-CH₃-riboU



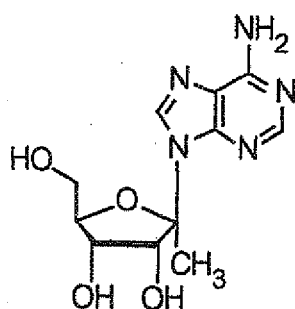
β -D-2'-CH₃-riboA



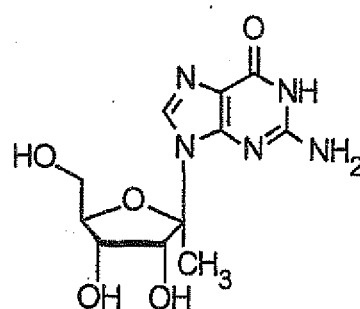
β -D-2'-CH₃-riboI



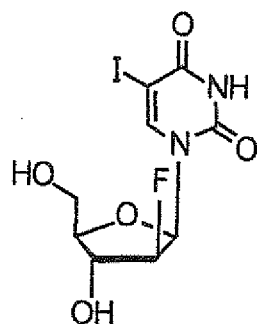
β -D-2'-CH₃-riboT



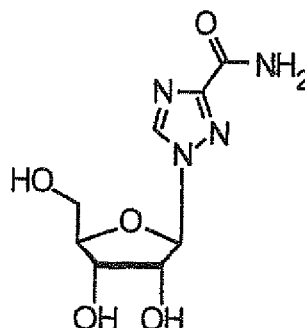
β -D-1'-CH₃-riboA



β -D-1'-CH₃-riboG



FIAU



Ribavirin

Chemical Structure of Illustrative Nucleosides

FIG.1

SUBSTITUTE SHEET (RULE 26)

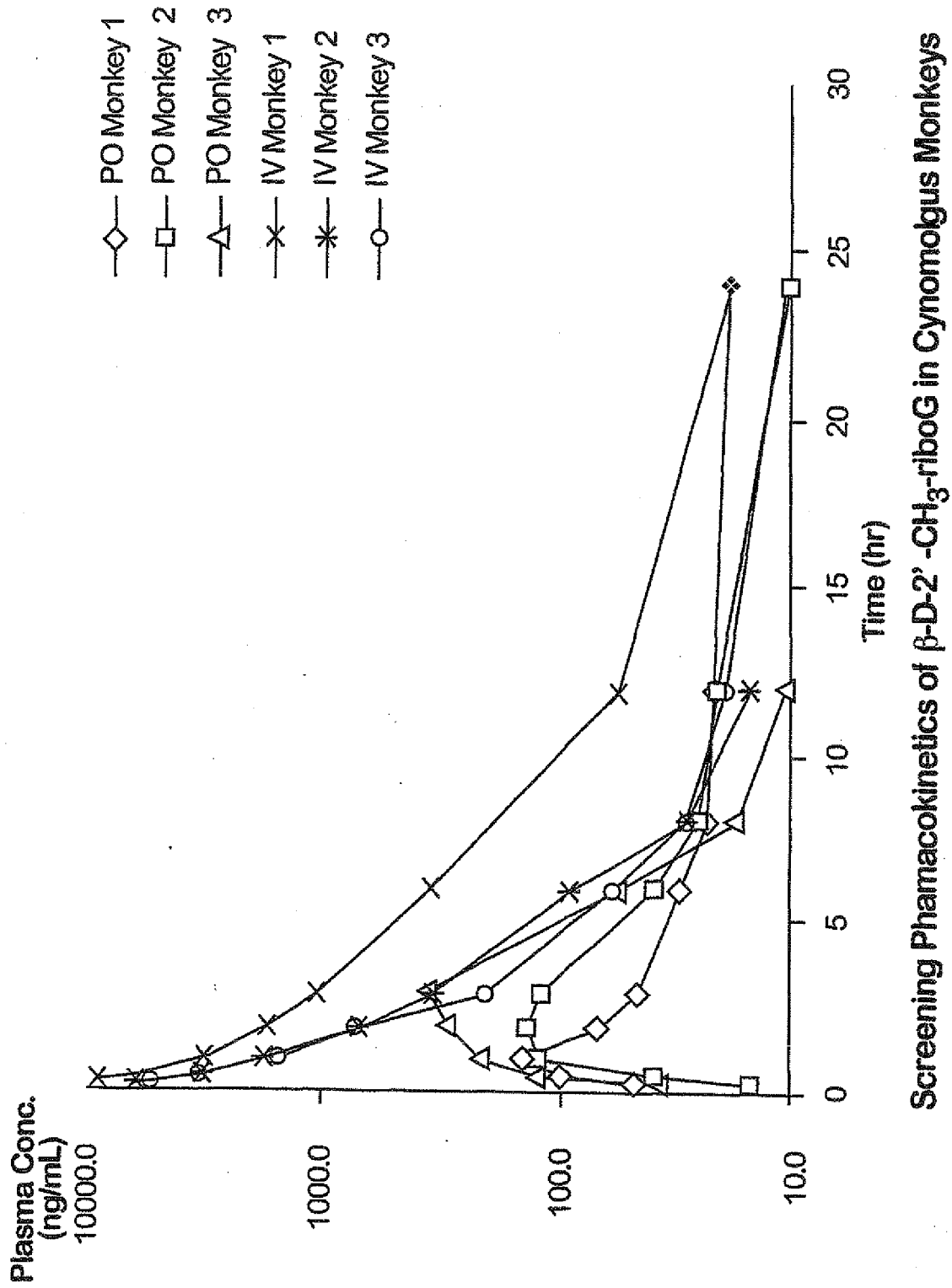
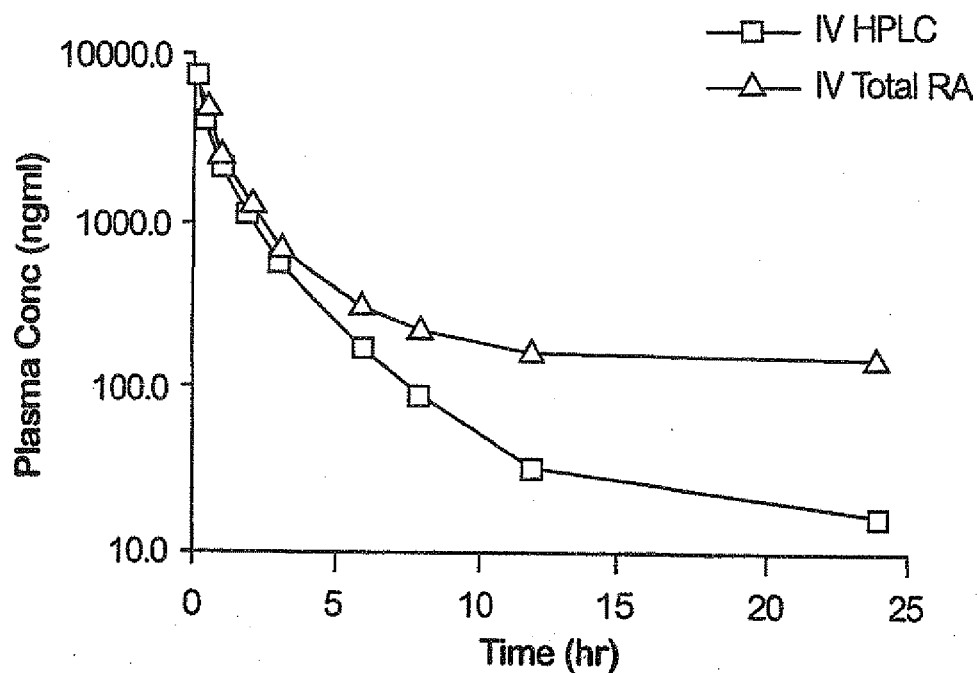
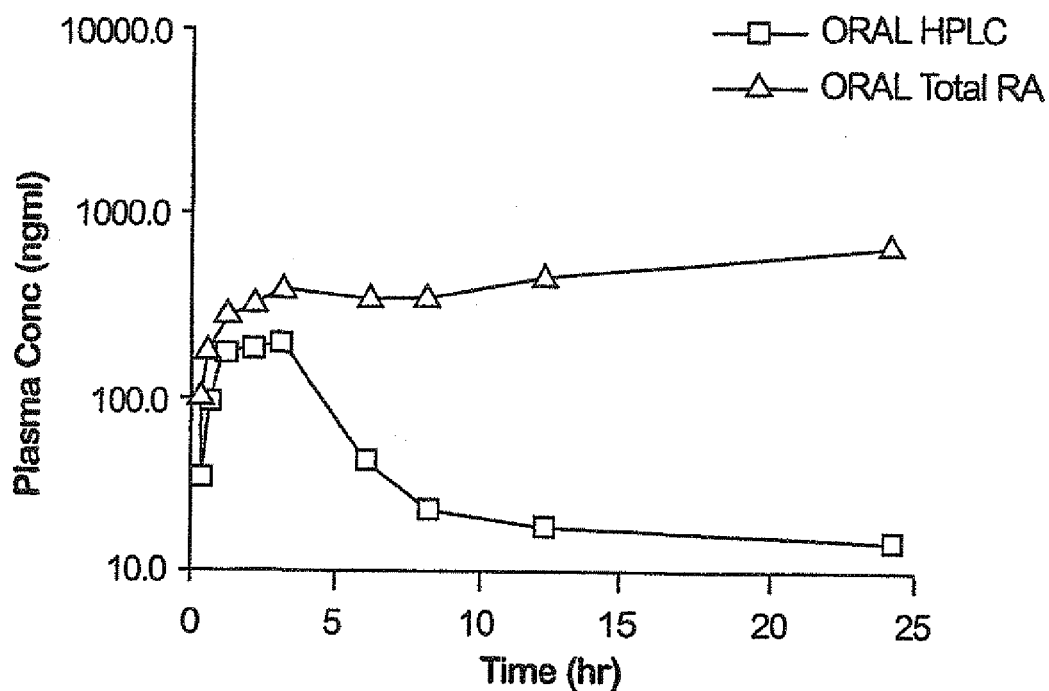


FIG.2



Screening Pharmacokinetics of β -D-2'-CH₃-riboG
in Cynomolgus Monkeys

FIG.3a



Screening Pharmacokinetics of β -D-2'-CH₃-riboG
in Cynomolgus Monkeys

FIG.3b