

No. 816,959.

P. BRIGANTI.

PATENTED APR. 3, 1906.

STERILIZING AND ANTISEPTIC CASE WITH STAND FOR SURGICAL
INSTRUMENTS.

APPLICATION FILED SEPT. 25, 1905.

Fig. 3.

Fig. 1.

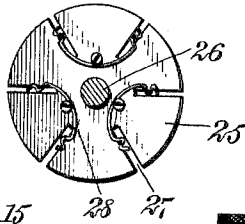
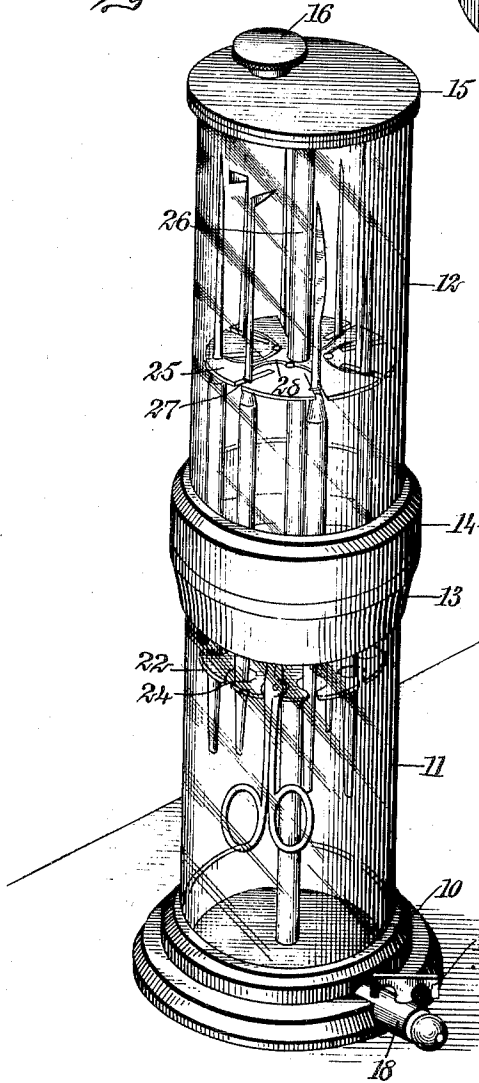


Fig. 2.

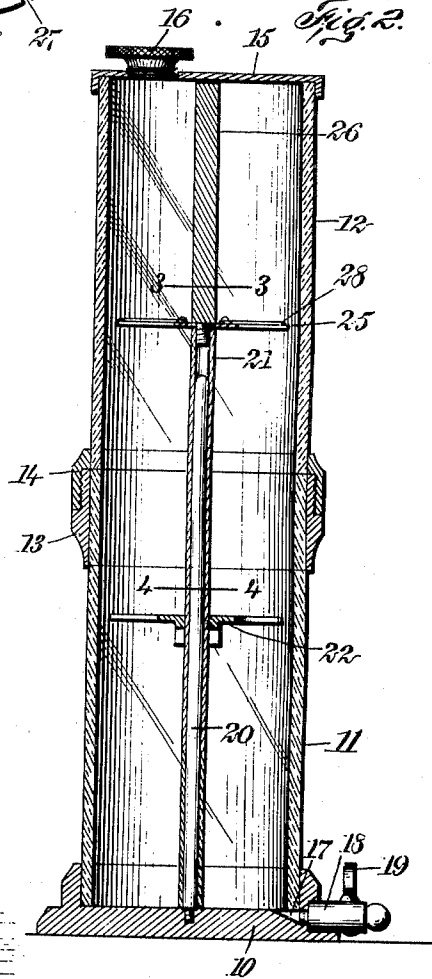
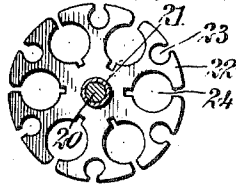


Fig. 4.



WITNESSES:

W. B. Smith
A. E. Fay

INVENTOR
Pasquale Briganti
BY *Mumford*
ATTORNEYS

UNITED STATES PATENT OFFICE.

PASQUALE BRIGANTI, OF NEW YORK, N. Y.

STERILIZING AND ANTISEPTIC CASE WITH STAND FOR SURGICAL INSTRUMENTS.

No. 816,959.

Specification of Letters Patent.

Patented April 3, 1906.

Application filed September 25, 1905. Serial No. 279,969.

To all whom it may concern:

Be it known that I, PASQUALE BRIGANTI, a citizen of the United States, and a resident of the city of New York, borough of Manhattan, in the county and State of New York, have invented a new and Improved Sterilizing and Antiseptic Case with Stand for Surgical Instruments, of which the following is a full, clear, and exact description.

My invention relates to a case and stand for surgical and dental instruments, the principal objects thereof being to provide means whereby the instruments can be effectively treated by an antiseptic solution and then transported to any place where it may be necessary to use them in an operation without allowing them to become contaminated in any way; also, to provide efficient means for holding the instruments and to provide for introducing and discharging the antiseptic solution.

Reference is to be had to the accompanying drawings, forming a part of this specification, in which similar characters of reference indicate corresponding parts in all the figures.

Figure 1 is a perspective view of a case constructed in accordance with the principle of my invention. Fig. 2 is a central sectional view thereof. Fig. 3 is a sectional view on the line 3 3 of Fig. 2 with the casing removed, and Fig. 4 is a sectional view on the line 4 4 of Fig. 2 with the casing removed.

I provide a base 10, upon which is mounted a section 11 of the casing. Connected with this section by an air-tight joint is a second section 12. The air-tight joint between the sections is preferably formed by mounting collars 13 and 14 on the two sections, respectively, and connecting these collars by screw-threads. The two sections of the casing are preferably formed of glass or of similar transparent material and the collars of metal. On the top of the upper section is a cap 15, hermetically sealed and provided with a plug 16, which can be removed to allow the antiseptic liquid to be introduced. The base is provided with a passage 17, with which communicates a nozzle 18, having a cock 19, by means of which the antiseptic solution can be discharged from the case. Removably mounted on the base is a rod 20, which constitutes a support for the stand for holding cutting or other instruments. This rod is provided with a sleeve 21, which is capable of sliding up and down on the rod and the lower end of which rests upon the base. Connect-

ed with the sleeve, preferably by a frictional joint, is a plate 22, having a series of oblong slots 23 in its periphery, in which scissors or other instruments are adapted to be supported. This plate also has another series of slots 24, which are adapted to hold the lower ends of instruments supported from above. For the purpose of supporting such instruments a second plate 25 is mounted at the top of the sleeve 21 and secured thereto by a rod 26, screwed into the top of the sleeve. This plate is provided with a series of slots 27 for receiving the upper ends of the instruments which pass through the slots 24, and on the top of this plate are a series of springs 28, having ends of such shape as to engage the instruments mounted in the slots and securely hold them in position. The rod 26 engages the under surface of the cap 15, so that if the case is shaken the stand will not move or become loosened.

In use the various parts of the stand for holding the instruments are assembled and mounted on the base within the lower section of the case. The instruments which are to be used are then mounted on the stand in the manner indicated above, after which the upper part of the case is secured in position. The cock 19 is closed and the plug 16 removed. A suitable antiseptic is then introduced, preferably sufficient in quantity to fill the receptacle. This liquid can be left in the receptacle for any desired length of time, and when the instruments are required for use the liquid can be withdrawn by opening the cock 19. The instruments are then left in the casing and cannot become contaminated, even if transported long distances. Also, the receptacle can be carried around with the liquid in it, if desired, and the liquid removed only when it is desired to use the instruments. It will be seen that the instruments are thus fully protected and that the whole device is very convenient in operation and affords not only a receptacle for accomplishing the results mentioned above, but also a stand which can be removed from the casing at will and can conveniently support the device when properly adjusted on the base, wherever this is placed. At the moment of operating, the upper section of the case 12 is screwed off and laid aside, so that the instruments are conveniently reached by the operator, who can easily remove them from the stand by disengaging them from the spring 28. The instruments placed on the

opposite side can be reached by revolving the stand on the central rod 20.

Having thus described my invention, I claim as new and desire to secure by Letters Patent—

1. An antiseptic case, comprising a pair of sections, one of said sections having a base provided with a passage for liquid and means for closing said passage, the other section being provided with a removable plug, whereby an antiseptic liquid can be introduced and discharged, and means within the casing for supporting instruments.
2. An antiseptic case, comprising a pair of sections removably secured together by a hermetic joint, one of said sections being provided with a base, and a stand removably mounted on said base for supporting instruments.
3. An antiseptic case comprising a pair of sections removably secured together, one of said sections having a base, a rod removably mounted on said base, a tube fitting over said rod, a rod at the top of said tube engaging the top of the other section, whereby the rods and tube are held in position between the sections, and means on said tube for supporting instruments.
4. The combination of a pair of sections secured together and constituting a casing, one of said sections having a base, a rod remov-

ably mounted on said base, a second rod having a hollow portion fitting over the first-mentioned rod and engaging said base at one end, said rod also engaging the top of the other section, whereby it is securely held between the sections when they are secured together, said second rod being provided with means for holding instruments.

5. A case having a pair of sections in combination with a stand mounted therein, said stand being held in position by said sections and being removably mounted with respect thereto, a pair of plates mounted at a distance from each other on the stand, one of said plates having a series of slots for the reception of instruments, and the other plate having two series of slots, one series being adapted to receive the ends of the instruments held by the other plate and the other series being adapted to support instruments independently, and a series of springs mounted on the first plate and projecting over said slots for the purpose of securing instruments therein.

In testimony whereof I have signed my name to this specification in the presence of two subscribing witnesses.

PASQUALE BRIGANTI.

Witnesses:

JNO. M. RITTER,
ALBERT E. FAY.