



US00D334336S

United States Patent [19]

[11] Patent Number: Des. 334,336

Terrels et al.

[45] Date of Patent: ** Mar. 30, 1993

[54] SCREW FOR REPLACING THE MALE COMPONENT OF A SNAP FASTENER

[76] Inventors: **Joseph L. Terrels**, 111 S. Bolmar St., West Chester, Pa. 19382; **Christopher J. Terrels**, 1324 Central Ave., Ocean City, N.J. 08226

[**] Term: **14 Years**

[21] Appl. No.: **498,925**

[22] Filed: **Mar. 23, 1990**

[52] U.S. Cl. **D8/387**

[58] Field of Search **D8/387; 411/378, 386, 411/404; D11/220**

[56] References Cited

U.S. PATENT DOCUMENTS

2,015,159 9/1935 Rosenberg 411/386
3,337,925 8/1967 Meyer 411/378

FOREIGN PATENT DOCUMENTS

0001885 8/1958 United Kingdom 411/386

OTHER PUBLICATIONS

Stake Fastener Co.; Cat. 302F; p. 5; Screw (top of page).
Eskay 1980 Stock list; p. 27; ES-Seal Screw (upper right).

Primary Examiner—B. J. Bullock
Attorney, Agent, or Firm—Dann, Dorfman, Herrell and Skillman

[57] CLAIM

The ornamental design for a screw for replacing the male component of a snap fastener, as shown and described.

DESCRIPTION

FIG. 1 is a perspective view of a screw for replacing the male component of a snap fastener embodying our new design;
FIG. 2 is a side elevational view thereof, the front, back, left and right side views being identical;
FIG. 3 is a top plan view thereof;
FIG. 4 is a bottom plan view thereof; and,
FIG. 5 is a transverse sectional view thereof.

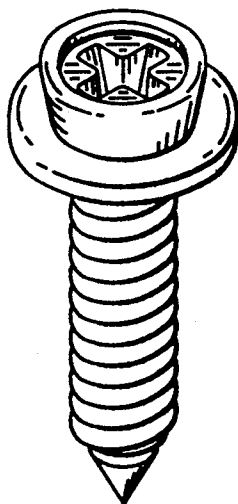


FIG 3

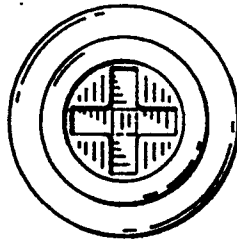


FIG 1

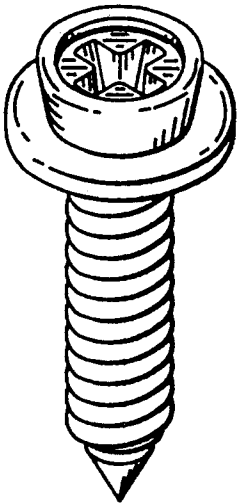


FIG 2




FIG 5




FIG 4

