



US00D426276S

# United States Patent [19]

[11] Patent Number: **Des. 426,276**

Besnard et al.

[45] Date of Patent: **\*\* Jun. 6, 2000**

[54] **GOLF CLUB WEDGE HEAD**

3,079,157 2/1963 Turner ..... 473/328

[75] Inventors: **Philippe Besnard; Brian Craft**, both of Oceanside; **Michael R. Peters**, Vista; **Bret H. Wahl**, Carlsbad, all of Calif.

*Primary Examiner*—Mitchell Siegel  
*Attorney, Agent, or Firm*—John L. Rogitz

[73] Assignee: **Taylor Made Golf Company, Inc.**, Carlsbad, Calif.

[57] **CLAIM**

The ornamental design for a golf club wedge head, as shown and described.

[\*\*] Term: **14 Years**

**DESCRIPTION**

[21] Appl. No.: **29/110,689**

FIG. 1 is a perspective view of the present golf club head from the rear;

[22] Filed: **Sep. 10, 1999**

FIG. 2 is perspective view of the golf club head looking at the face of the head;

[51] **LOC (7) Cl.** ..... **21-02**

FIG. 3 is a rear elevational view of the golf club head;

[52] **U.S. Cl.** ..... **D21/747**

FIG. 4 is a toe view of the golf club head;

[58] **Field of Search** ..... D21/747-751;  
473/324, 328-331, 350

FIG. 5 is a heel view of the golf club head, looking at the hosel of the head;

[56] **References Cited**

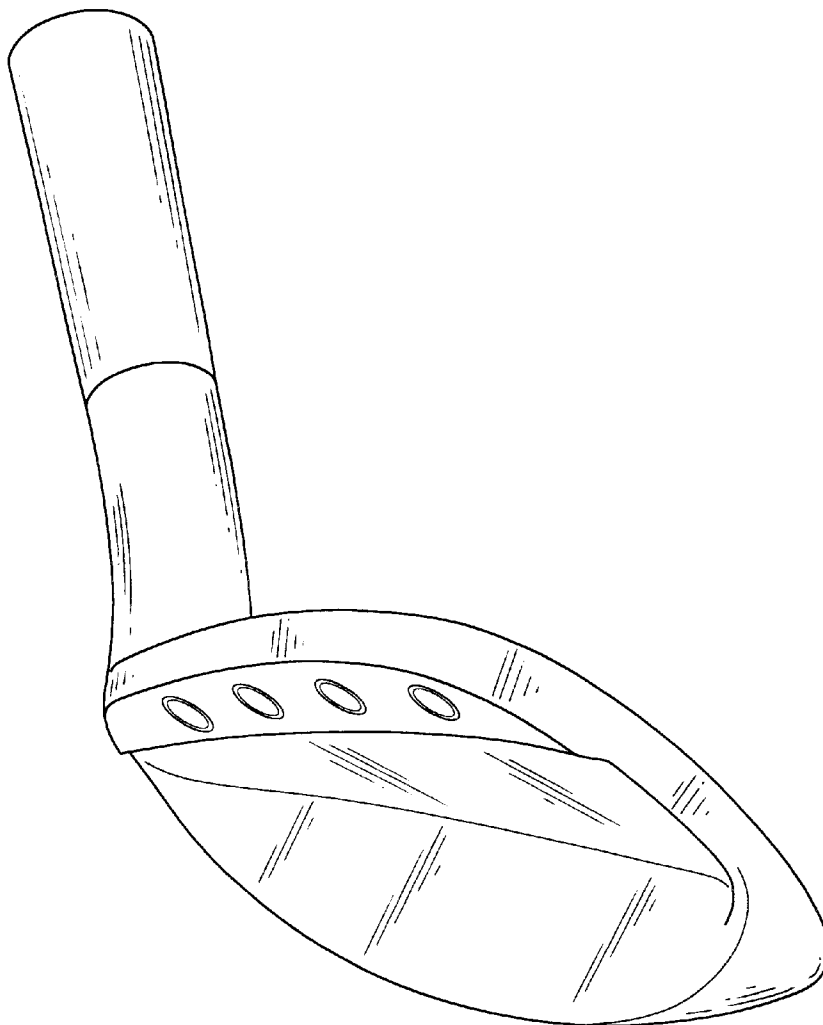
FIG. 6 is a front elevational view of the golf club head looking at the face of the head; and,

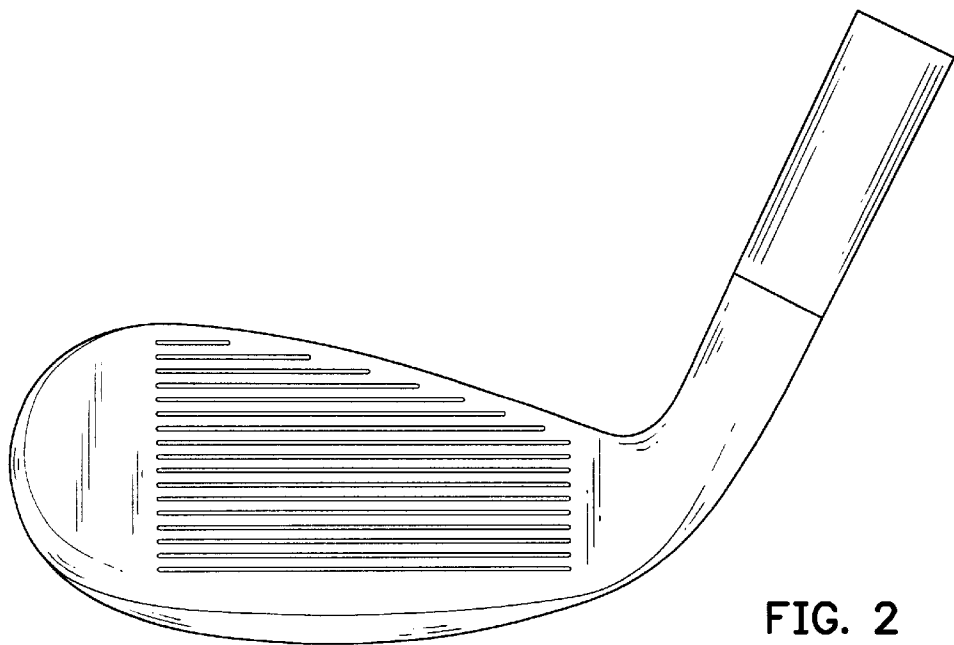
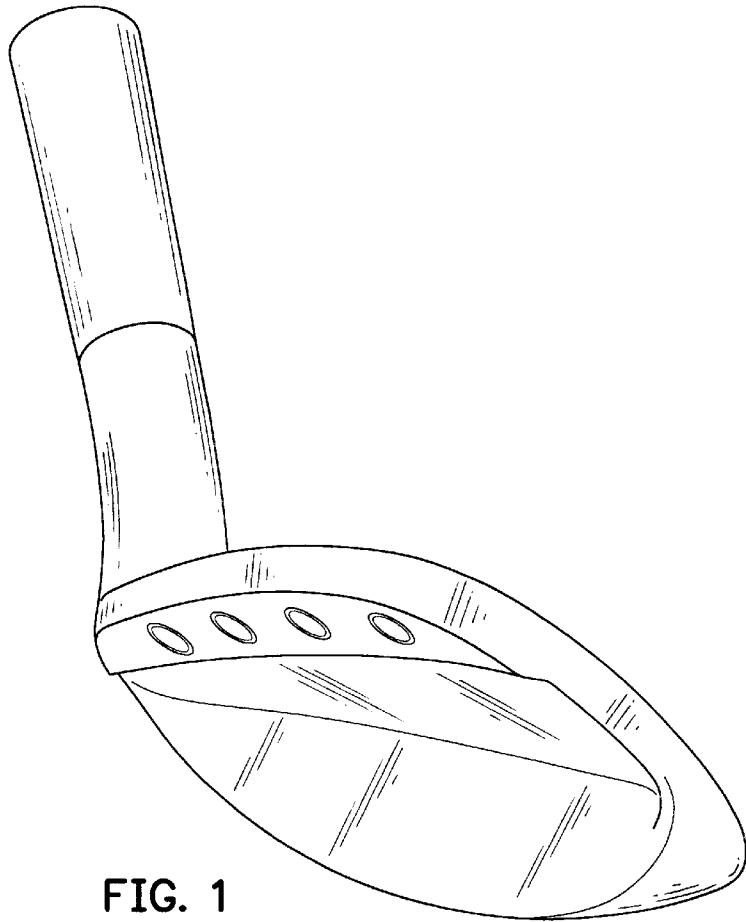
**U.S. PATENT DOCUMENTS**

FIG. 7 is a bottom view of the golf club head.

- D. 395,476 6/1998 Pond et al. .... D21/747
- D. 408,485 4/1999 Takahashi et al. .... D21/747

**1 Claim, 3 Drawing Sheets**





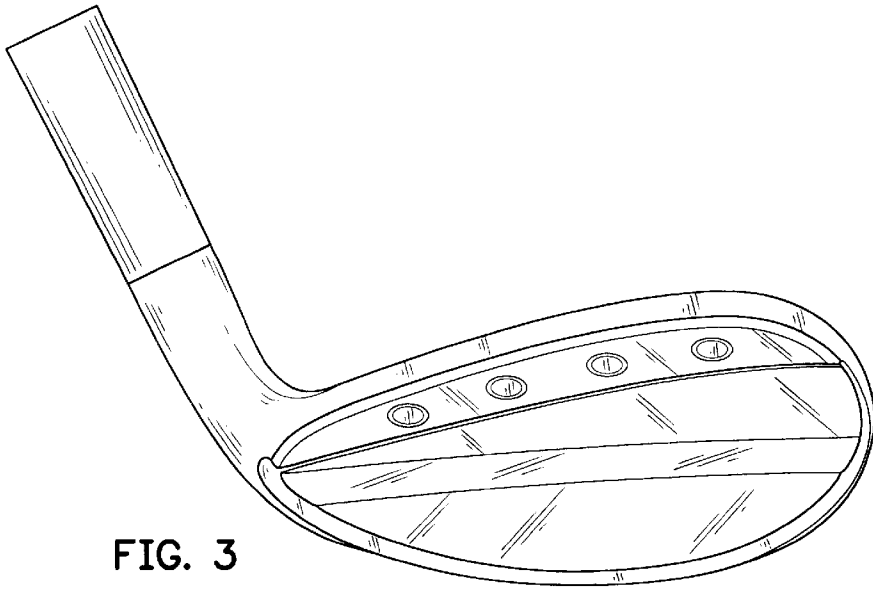


FIG. 3

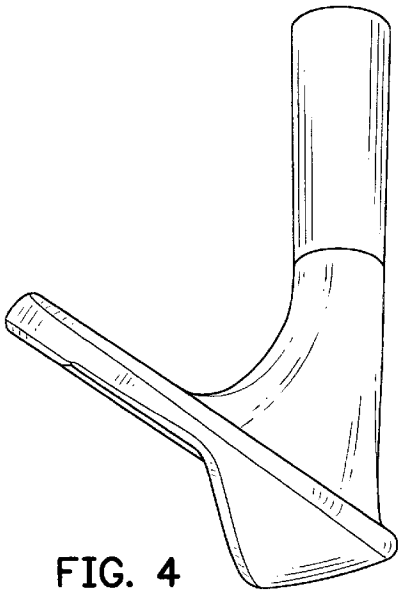


FIG. 4

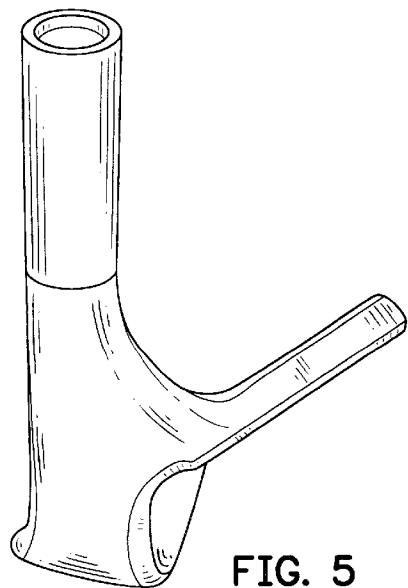


FIG. 5

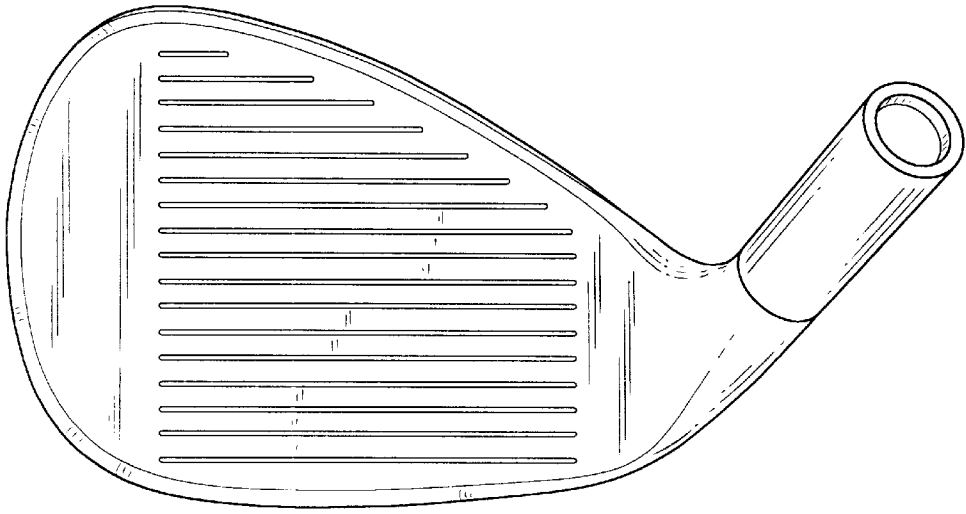


FIG. 6

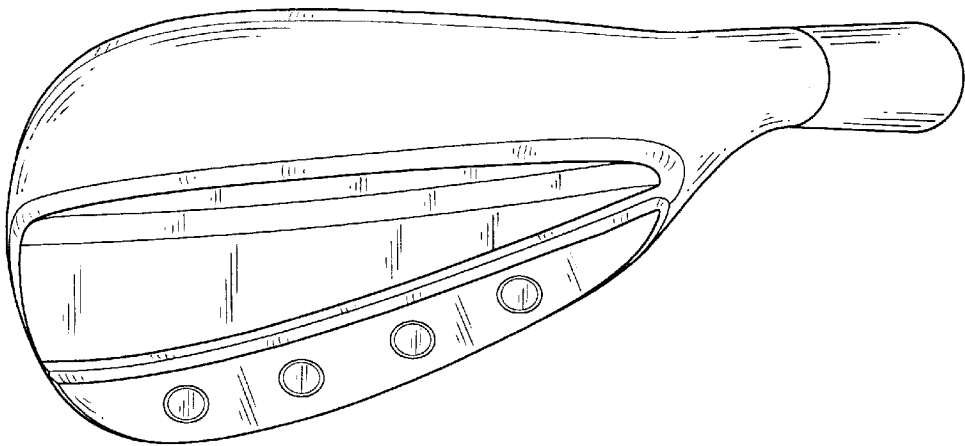


FIG. 7