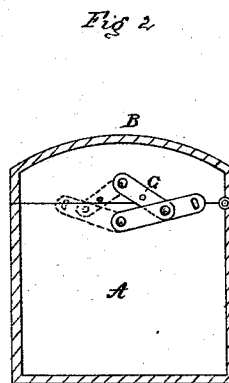
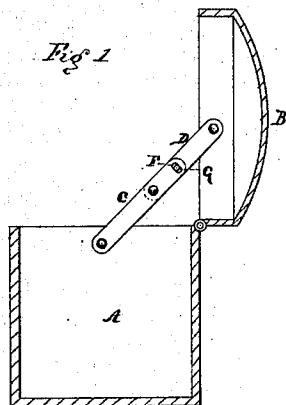
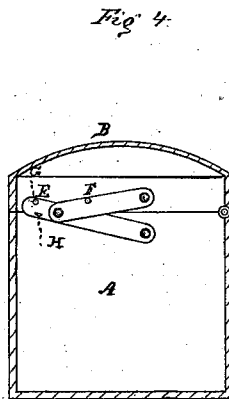
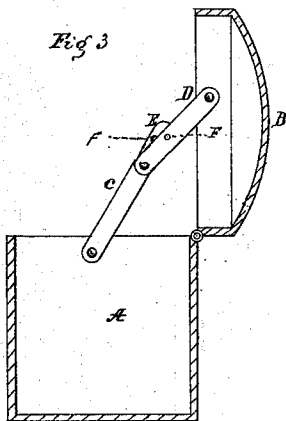


L. Hillebrand,

Trunk Stay.

No. 103181.

Patented May 17, 1870.



Witnesses:
W. H. Sinckel
William J. Peyton

Inventor:
Louis Hillebrand
by Diederheim & Norris
Attys.

United States Patent Office.

LOUIS HILLEBRAND, OF PHILADELPHIA, PENNSYLVANIA.

Letters Patent No. 103,181, dated May 17, 1870.

IMPROVED STAY FOR TRUNKS.

The Schedule referred to in these Letters Patent and making part of the same

To whom it may concern:

Be it known that I, LOUIS HILLEBRAND, of the city and county of Philadelphia, and State of Pennsylvania, have invented a new and improved Trunk-Stay; and I do hereby declare the following to be a full, clear, and exact description thereof, sufficient to enable others skilled in the art to which my invention appertains to make and use the same, reference being had to the accompanying drawings making part of this specification, in which—

Figures 1 and 2 represent side views of my invention, in open and closed states.

Figures 3 and 4 are views of a modification thereof.

Similar letters of reference indicate corresponding parts in the several figures.

My invention consists in connecting to the body and lid of a trunk one or more pairs of braces, which are pivoted to each other, and so constructed that, when the lid is raised, they engage or lock with each other, and thereby retain the lid in an open state, and prevent its falling or closing unless, or until, they are disengaged, which operation is readily accomplished, as will be hereinafter more fully described.

In the drawings—

A represents a body of a trunk, and B the lid thereof, which parts may be of ordinary form of construction.

To the frame-work of said body and lid I pivot, respectively, braces C D, which are of different lengths, and by preference of flat pieces of metal. They are pivoted to each other at such points that one brace shall be prolonged beyond the pivot. This prolongation E has formed on its face a depression, opening, or slot F, and the other brace has a projection, G, which I prefer to stamp or strike up from the metal.

The projection is designed to drop into the opening or depression. The lid being raised, the braces open, and, when the projection G reaches the prolongation E, it rises and rides over the latter, and forms a

spring between the two braces, so that, when said projection arrives fully at the opening or depression F, it springs thereinto, or forms what is commonly called a "snap," whereby the two braces are locked, and the lid is held open.

When the lid is to be lowered, a sharp blow thereon in the direction of the body of the trunk will disengage the braces, the parts F G separating and the braces folding with the motion of the lid. The same result is accomplished by a blow on the braces, preferably behind the prolongation or against the pivot of the braces.

It is evident that the projection G may be formed on the prolongation, and the opening or depression in the short brace, (see figs. 3 and 4,) but the operation will be the same as previously described.

If desired, an additional stop, H, may be located on one of the braces, so as to relieve the pivot of the brace from any strain when the trunk-lid is hurriedly raised, as well as to assist the operation of locking.

The stay, as constructed, may be made to fold to the front or rear, as desired.

Having thus described my invention,

What I claim as new, and desire to secure by Letters Patent, is—

1. A trunk-stay, constructed of two braces, hinged together, and adapted to spring and catch on each other, and thereby be locked or engaged, substantially as described.

2. The two braces C D, pivoted together, leaving a prolongation, E, in connection with the locking mechanism F G, formed on the straps, and operating together, substantially as and for the purpose described.

To the above I have signed my name, this 19th day of April, 1870.

LOUIS HILLEBRAND.

Witnesses:

DANIEL WOLF,

I. C. SCHUELLERMANN.