



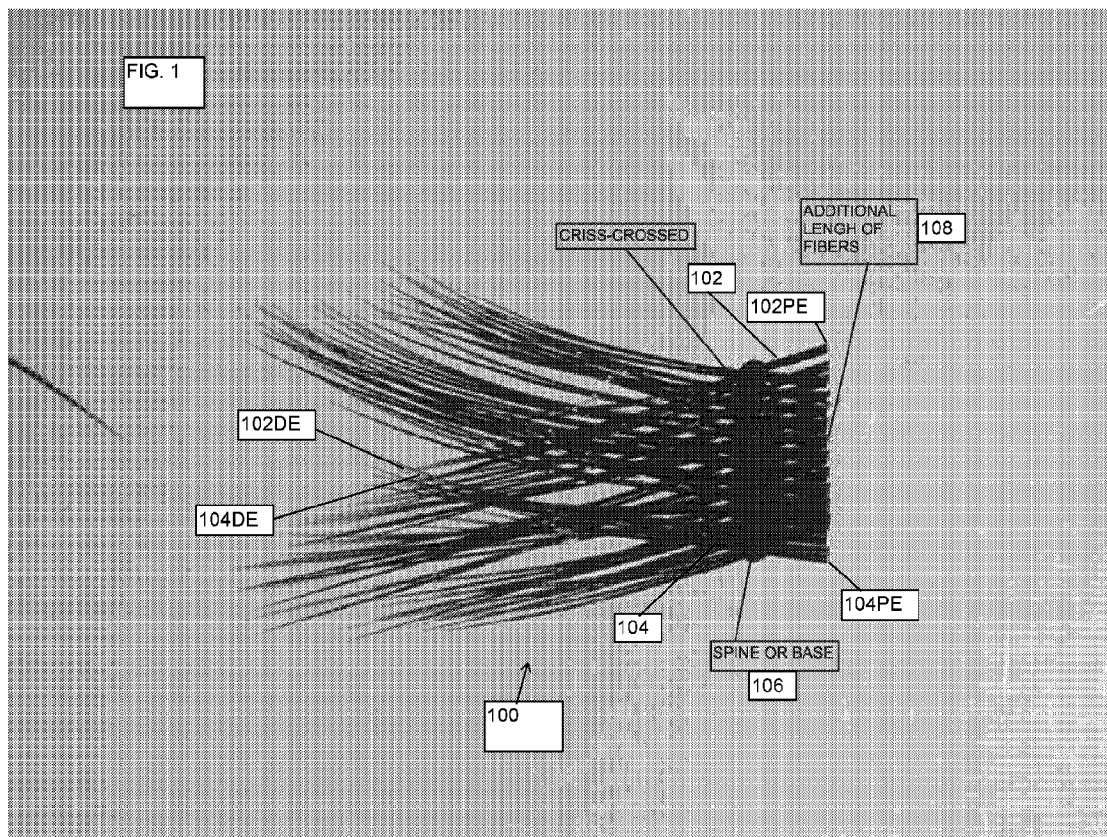
(12) **DEMANDE DE BREVET CANADIEN
CANADIAN PATENT APPLICATION**

(13) **A1**

(86) Date de dépôt PCT/PCT Filing Date: 2020/01/14
 (87) Date publication PCT/PCT Publication Date: 2020/07/23
 (85) Entrée phase nationale/National Entry: 2021/06/15
 (86) N° demande PCT/PCT Application No.: US 2020/013561
 (87) N° publication PCT/PCT Publication No.: 2020/150273
 (30) Priorité/Priority: 2019/01/14 (US62/792,048)

(51) Cl.Int./Int.Cl. *A41G 5/02* (2006.01)
 (71) Demandeur/Applicant:
LASHIFY, INC., US
 (72) Inventeur/Inventor:
LOTTI, SAHARA, US
 (74) Agent: KIRBY EADES GALE BAKER

(54) Titre : EXTENSIONS DE CILS ET PROCEDES DE FABRICATION ET D'UTILISATION ASSOCIES
 (54) Title: LASH EXTENSIONS AND METHODS OF MANUFACTURE AND USE THEREOF



(57) **Abrégé/Abstract:**

This disclosure discloses a lash extension comprising: a first hair having a first proximal end and a first distal end; a second hair having a second proximal end and a second distal end; and a base intersecting the first hair between the first proximal end and the first distal end and the second hair between the second proximal end and the second distal end such that a first segment of the first hair extends between the base and the first proximal end and a second segment of the second hair extends between the base and the second proximal end.

(12) INTERNATIONAL APPLICATION PUBLISHED UNDER THE PATENT COOPERATION TREATY (PCT)

(19) World Intellectual Property
 Organization
 International Bureau

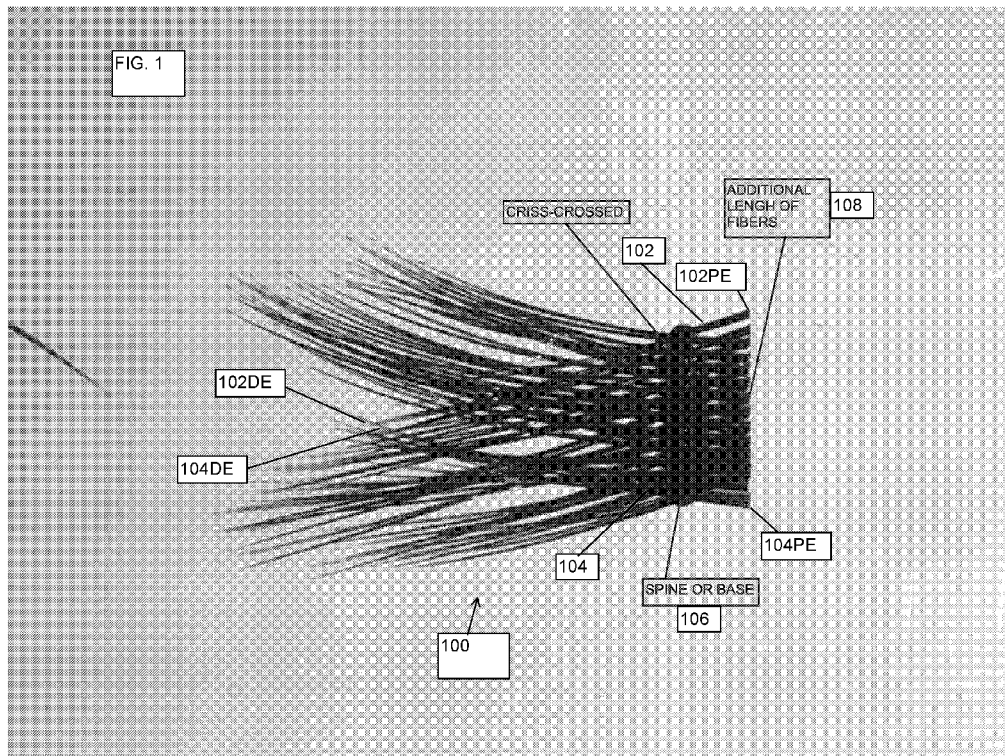
(43) International Publication Date
 23 July 2020 (23.07.2020)



(10) International Publication Number
WO 2020/150273 A1

- (51) International Patent Classification: *A41G 5/02* (2006.01)
- (21) International Application Number: PCT/US2020/013561
- (22) International Filing Date: 14 January 2020 (14.01.2020)
- (25) Filing Language: English
- (26) Publication Language: English
- (30) Priority Data: 62/792,048 14 January 2019 (14.01.2019) US
- (71) Applicant: LASHIFY, INC. [US/US]; 1893 Sunset Plaza Drive, Los Angeles, California 90069 (US).
- (72) Inventor: LOTTI, Sahara; 1893 Sunset Plaza Drive, Los Angeles, California 90069 (US).
- (74) Agent: TSIBULEVSKIY, Roman; DENTONS US LLP, P.O. BOX 061080 Wacker Drive Station, Willis Tower, Chicago, Illinois 60606 (US).
- (81) Designated States (unless otherwise indicated, for every kind of national protection available): AE, AG, AL, AM, AO, AT, AU, AZ, BA, BB, BG, BH, BN, BR, BW, BY, BZ, CA, CH, CL, CN, CO, CR, CU, CZ, DE, DJ, DK, DM, DO, DZ, EC, EE, EG, ES, FI, GB, GD, GE, GH, GM, GT, HN, HR, HU, ID, IL, IN, IR, IS, JO, JP, KE, KG, KH, KN, KP, KR, KW, KZ, LA, LC, LK, LR, LS, LU, LY, MA, MD, ME, MG, MK, MN, MW, MX, MY, MZ, NA, NG, NI, NO, NZ, OM, PA, PE, PG, PH, PL, PT, QA, RO, RS, RU, RW, SA, SC, SD, SE, SG, SK, SL, ST, SV, SY, TH, TJ, TM, TN, TR, TT, TZ, UA, UG, US, UZ, VC, VN, WS, ZA, ZM, ZW.
- (84) Designated States (unless otherwise indicated, for every kind of regional protection available): ARIPO (BW, GH, GM, KE, LR, LS, MW, MZ, NA, RW, SD, SL, ST, SZ, TZ, UG, ZM, ZW), Eurasian (AM, AZ, BY, KG, KZ, RU, TJ, TM), European (AL, AT, BE, BG, CH, CY, CZ, DE, DK, EE, ES, FI, FR, GB, GR, HR, HU, IE, IS, IT, LT, LU, LV,

(54) Title: LASH EXTENSIONS AND METHODS OF MANUFACTURE AND USE THEREOF



(57) Abstract: This disclosure discloses a lash extension comprising: a first hair having a first proximal end and a first distal end; a second hair having a second proximal end and a second distal end; and a base intersecting the first hair between the first proximal end and the first distal end and the second hair between the second proximal end and the second distal end such that a first segment of the first hair extends between the base and the first proximal end and a second segment of the second hair extends between the base and the second proximal end.



WO 2020/150273 A1

WO 2020/150273 A1 

MC, MK, MT, NL, NO, PL, PT, RO, RS, SE, SI, SK, SM,
TR), OAPI (BF, BJ, CF, CG, CI, CM, GA, GN, GQ, GW,
KM, ML, MR, NE, SN, TD, TG).

Published:

— *with international search report (Art. 21(3))*

TITLE OF INVENTION

LASH EXTENSIONS AND METHODS OF MANUFACTURE AND USE THEREOF

CROSS-REFERENCE TO RELATED PATENT APPLICATIONS

[0001] This patent application claims a benefit of US Provisional Patent Application 62/792,048 filed 14 January 2019, which is herein incorporated by reference in its entirety for all purposes.

TECHNICAL FIELD

[0002] This disclosure relates to lash extensions.

BACKGROUND

[0003] A lash extension or artificial eyelashes typically has a base and a plurality of hairs extending from the base. As such, when applying the lash extension to a natural eyelash of a user, the user attempts to blend the base with the natural eyelash as much as possible in order to cause the lash extension to appear as real as possible. In some lash extension styles, the base is attached to an eyelid of a user. And, depending on the thickness of the base, the base is readily observed when worn by the user, which effectively ruins the natural eyelash appearance of the lash extension.

SUMMARY

[0004] Generally, this disclosure discloses a lash extension that allows for a more natural blending with a natural eyelash of a user. The lash extension may be formed of multiple hairs that have a base between a first end of the hairs and a second end of the hairs. The base may define a first segment of hair between the first end and the base and a second segment of hair between the base and second end. In an embodiment, the base may be located towards the first end such that the hairs that extend from the base to the second end extend along natural lashes of a user. The hairs between the first end and the base may thereby be blended in with natural eyelashes of the user towards the eyelids of the user, which results in the base being better concealed as the lash extension blends with the natural lashes both above and below the base. In an

embodiment, the base may be heat fused so that the base is thin. Alternatively, the base may be formed using other techniques. If the base is not heat fused, then a string, fiber, tape, or other base material may be used. By having the artificial hairs above and below the base with any style of base, the lash extensions may appear more natural when applied to natural eyelashes of a user.

[0005] In an embodiment, a lash extension may include a first hair having a first proximal end and a first distal end. A second hair may have a second proximal end and a second distal end. A base may intersect (i) the first hair between the first proximal end and the first distal end and (ii) the second hair between the second proximal end and the second distal end such that a first segment of the first hair extends between the base and the first proximal end and a second segment of the second hair extends between the base and the second proximal end. The base may be a heat fusion of the first and second hairs. Alternatively, the base may be any other connection type between the first and second hairs, including, but not limited to, tape, adhesive, string, fiber, or otherwise.

[0006] In an embodiment, a process for forming a lash extension may include depositing a first hair across a region. The first hair includes a first proximal end and a first distal end. The region intersects the first hair between the first proximal end and the first distal end such that a first segment of the first hair is formed between the region and the first proximal end. The process may include depositing a second hair across the region. The second hair includes a second proximal end and a second distal end. The region intersects the second hair between the second proximal end and the second distal end such that a second segment of the second hair is formed between the region and the second proximal end. The process may include forming a base at the region to cause the first hair and the second hair to be secured to the base.

[0007] In an embodiment, a process for forming a lash extension may include depositing a first hair having a first proximal end and a first distal end across a base such that the base intersects the first hair between the first proximal end and the first distal end thereby forming a first segment of the first hair between the base and the first proximal end. The process may include depositing a second hair having a second proximal end and a second distal end across the base such that the base intersects the

second hair between the second proximal end and the second distal end thereby forming a second segment of the second hair between the base and the second proximal end. The process may include causing the first hair to be secured to the base between the first proximal end and the first distal end and the second hair to be secured to the base between the second proximal end and the second distal end.

[0008] In an embodiment, a process for forming a lash extension may include depositing a base across a first hair having a first proximal end and a first distal end such that the base intersects the first hair between the first proximal end and the first distal end and such that a first segment of hair is formed between the base and the first proximal end. The process may include depositing the base across a second hair having a second proximal end and a second distal end such that the base intersects the second hair between the second proximal end and the second distal end and such that a second segment of hair is formed between the base and the second proximal end. The process may include causing the base to be secured to the first hair between the first proximal end and the first distal end and to the second hair between the second proximal end and the second distal end.

DESCRIPTION OF DRAWINGS

[0009] FIG. 1 shows an embodiment of a lash extension for mounting onto a natural eyelash of a user according to this disclosure.

[0010] FIGS. 2A-2B show a plurality of embodiments of a plurality of lash extensions for mounting onto a natural eyelash of a user according to this disclosure.

DETAILED DESCRIPTION

[0011] Generally, this disclosure discloses a lash extension that allows for a more natural blending with a natural eyelash of a user. The lash extension may be formed of multiple hairs that have a base between a first end of the hairs and a second end of the hairs. The base may define a first segment of hair between the first end and the base and a second segment of hair between the base and second end. In an embodiment, the base may be located towards the first end such that the hairs that extend from the base to the second end extend along natural lashes of a user. The hairs between the

first end and the base may thereby be blended in with natural eyelashes of the user towards the eyelids of the user, which results in the base being better concealed as the lash extension blends with the natural lashes both above and below the base. In an embodiment, the base may be heat fused so that the base is thin. Alternatively, the base may be formed using other techniques. If the base is not heat fused, then a string, fiber, tape, or other base material may be used. By having the artificial hairs above and below the base with any style of base, the lash extensions may appear more natural when applied to natural eyelashes of a user. Note that this disclosure may be embodied in many different forms and should not be construed as necessarily being limited to various embodiments disclosed herein. Rather, these embodiments are provided so that this disclosure is thorough and complete, and fully conveys various concepts of this disclosure to skilled artisans.

[0012] Various terminology used herein can imply direct or indirect, full or partial, temporary or permanent, action or inaction. For example, when an element is referred to as being "on," "connected," or "coupled" to another element, then the element can be directly on, connected, or coupled to another element or intervening elements can be present, including indirect or direct variants. In contrast, when an element is referred to as being "directly connected" or "directly coupled" to another element, then there are no intervening elements present.

[0013] As used herein, various singular forms "a," "an" and "the" are intended to include various plural forms as well, unless specific context clearly indicates otherwise.

[0014] As used herein, various presence verbs "comprises," "includes" or "comprising," "including" when used in this specification, specify a presence of stated features, integers, steps, operations, elements, or components, but do not preclude the presence or addition of one or more other features, integers, steps, operations, elements, components, or groups thereof.

[0015] As used herein, a term "or" is intended to mean an inclusive "or" rather than an exclusive "or." That is, unless specified otherwise, or clear from context, "X employs A or B" is intended to mean any of a set of natural inclusive permutations. That is, if X employs A; X employs B; or X employs both A and B, then "X employs A or B" is satisfied under any of the foregoing instances.

[0016] As used herein, a term "or others," "combination", "combinatory," or "combinations thereof" refers to all permutations and combinations of listed items preceding that term. For example, "A, B, C, or combinations thereof" is intended to include at least one of: A, B, C, AB, AC, BC, or ABC, and if order is important in a particular context, also BA, CA, CB, CBA, BCA, ACB, BAC, or CAB. Continuing with this example, expressly included are combinations that contain repeats of one or more item or term, such as BB, AAA, AB, BBC, AAABCCCC, CBBAAA, CABABB, and so forth. Skilled artisans understand that typically there is no limit on number of items or terms in any combination, unless otherwise apparent from the context.

[0017] As used herein, unless otherwise defined, all terms (including technical and scientific terms) used herein have the same meaning as commonly understood by one of ordinary skill in an art to which this disclosure belongs. Various terms, such as those de-fined in commonly used dictionaries, should be interpreted as having a meaning that is consistent with a meaning in a context of a relevant art and should not be interpreted in an idealized or overly formal sense unless expressly so defined herein.

[0018] As used herein, relative terms such as "below," "lower," "above," and "upper" can be used herein to describe one element's relationship to another element as illustrated in the set of accompanying illustrative drawings. Such relative terms are intended to encompass different orientations of illustrated technologies in addition to an orientation depicted in the set of accompanying illustrative drawings. For example, if a device in the set of accompanying illustrative drawings were turned over, then various elements described as being on a "lower" side of other elements would then be oriented on "up-per" sides of other elements. Similarly, if a device in one of illustrative figures were turned over, then various elements described as "below" or "beneath" other elements would then be oriented "above" other elements. Therefore, various example terms "be-low" and "lower" can encompass both an orientation of above and below.

[0019] As used herein, a term "about" or "substantially" refers to a +/- 10% variation from a nominal value/term. Such variation is always included in any given value/term provided herein, whether or not such variation is specifically referred thereto.

[0020] Features described with respect to certain embodiments may be combined in or with various some embodiments in any permutational or combinatory manner.

Different aspects or elements of example embodiments, as disclosed herein, may be combined in a similar manner.

[0021] Although various terms first, second, third, and so forth can be used herein to describe various elements, components, regions, layers, or sections, these elements, components, regions, layers, or sections should not necessarily be limited by such terms. These terms are used to distinguish one element, component, region, layer or section from another element, component, region, layer or section. Thus, a first element, component, region, layer, or section discussed below could be termed a second element, component, region, layer, or section without departing from various teachings of this disclosure.

[0022] Features described with respect to certain example embodiments can be combined and sub-combined in or with various other example embodiments. Also, different aspects or elements of example embodiments, as disclosed herein, can be combined and sub-combined in a similar manner as well. Further, some example embodiments, whether individually or collectively, can be components of a larger system, wherein other procedures can take precedence over or otherwise modify their application. Additionally, a number of steps can be required before, after, or concurrently with example embodiments, as disclosed herein. Note that any or all methods or processes, at least as disclosed herein, can be at least partially performed via at least one entity in any manner.

[0023] Example embodiments of this disclosure are described herein with reference to illustrations of idealized embodiments (and intermediate structures) of this disclosure. As such, variations from various illustrated shapes as a result, for example, of manufacturing techniques or tolerances, are to be expected. Thus, various example embodiments of this disclosure should not be construed as necessarily limited to various particular shapes of regions illustrated herein, but are to include deviations in shapes that result, for example, from manufacturing.

[0024] Any or all elements, as disclosed herein, can be formed from a same, structurally continuous piece, such as being unitary, or be separately manufactured or connected, such as being an assembly or modules. Any or all elements, as disclosed herein, can be manufactured via any manufacturing processes, whether additive

manufacturing, subtractive manufacturing, or other any other types of manufacturing. For example, some manufacturing processes include three dimensional (3D) printing, laser cutting, computer numerical control routing, milling, pressing, stamping, vacuum forming, hydroforming, injection molding, lithography, and so forth.

[0025] FIG. 1 shows an embodiment of a lash extension for mounting onto a natural eyelash of a user according to this disclosure. In particular, a lash extension 100 includes a first hair 102 having a first proximal end 102PE and a first distal end 102DE. The lash extension 100 includes a second hair 104 having a second proximal end 104PE and a second distal end 104DE. The lash extension 100 includes a base 106 intersecting the first hair 102 between the first proximal end 102PE and the first distal end 102DE and the second hair 104 between the second proximal end 104PE and the second distal end 104DE such that a first segment 108 of the first hair 102 extends between the base 106 and the first proximal end 102PE and a second segment 108 of the second hair 104 extends between the base 106 and the second proximal end 104PE. The first hair 102 and the second hair 104 intersect each other at the base 106. The first hair 102 and the second hair 104 are spaced apart from each other along the base 106. The first hair 102 is included in a first cluster of hair and the second hair 104 is included in a second cluster of hair, where the first cluster of hair and the second cluster of hair are spaced apart from each other along the base 106.

[0026] Each of the first hair 102 and the second hair 104 can include a synthetic hair. Each of the first hair 102 and the second hair 104 can include polybutylene terephthalate (PBT). The base 106 can have a thickness between about 0.05 millimeters and about 0.15 millimeters. The base 106 can include a string connected to the first hair 102 and the second hair 104. The first hair 102 and the second hair 104 can be monolithic with the base 106. The first hair 102 and the second hair 104 can be heat fused with the base 106. The first hair 102 and the second hair 104 are not monolithic with the base. For example, the first hair 102 or the second hair 104 can be looped or tied to the base 106. The first segment 108 and the second segment 108 can be or can avoid being identical in length. Each of the first segment 108 and the second segment 108 can have a length between about 0.2 millimeters to about 2.5 millimeters.

[0027] The lash extension 100 can be formed in several ways. For example, the base 106 can be heated. The first 102 can be deposited across the base 106, where the base 106 intersects the first hair 102 between the first proximal end 102PE and the first distal end 102DE such that the first segment 108 of the first hair 102 is formed between the base 106 and the first proximal end 102PE. The second hair 104 can be deposited across the base 106, where the base 106 intersects the second hair 104 between the second proximal end 104 PE and the second distal end 104 DE such that the second segment 108 of the second hair 104 is formed between the base 106 and the second proximal end 104PE. Heating the base 106 can include melting the base 106 such that the first hair 102 and the second hair 104 are heat fused with the base 106. Depositing the first hair 102 and depositing the second hair 104 respectively causes each of the first segment 108 of the first hair 102 and the second segment 108 of the second hair 104 to have a length between about 0.2 millimeters to about 2.5 millimeters. The first hair 102 can be cut between the base 106 and the first proximal end 102PE such that the first segment 108 of the first hair 102 still exists after being cut. The second hair 104 can be cut between the base 106 and the second proximal end 104PE such that the second segment 108 of the second hair 104 still exists after being cut. Cutting the first hair 102 can include cutting the first hair 102 between the base 106 and the first proximal end 102PE such that the first segment 108 of the first hair 102 still has a first length between about 0.2 millimeters to about 2.5 millimeters after being cut. Cutting the second hair 104 includes cutting the second hair 104 between the base 106 and the second proximal end 104PE such that the second segment 108 of the second hair 104 still has a second length between about 0.2 millimeters to about 2.5 millimeters after being cut. The first hair 102 and the second hair 104 can intersect each other at the base 106. Each of the first hair 102 and the second hair 104 can include polybutylene terephthalate (PBT) or another suitable synthetic material.

[0028] As shown in FIG. 1, the lash extension 100 includes the spine or base 106. The spine or base 106 can include a fiber or a bundle of fibers (e.g., natural materials, natural silk, natural mink hair, synthetic materials, acrylic resin, polybutylene terephthalate (PBT), synthetic mink hair, synthetic silk, polyester, polymer). During manufacturing, the spine or base 106 can be melted or heated to predetermined pre-

melt temperature and then a fiber or a bundle of fibers, which can be the first hair 102 and the second hair 104, can be positioned or deposited thereon such that the fiber or the bundle of fibers is coupled thereto (e.g., adhering, bonding). Such positioning or deposition can result in an additional length of the fiber or the bundle of fibers extending past the spine or base 106 (e.g., between about 0.2 millimeters to about 2.5 millimeters). For example, a manufacturing process can have an “open” length of the fiber or the bundle of fibers coupled to the spine or base 106, where the “open” length is longer than between about 0.2 millimeters to about 2.5 millimeters, and then that length is cut down to be sized to the above range. Further, the fiber or the bundle of fibers can be cross-crossed with another fiber or bundle of fibers where the spine or 106 base melting or heating is being performed.

[0029] FIGS. 2A-2B show a plurality of embodiments of a plurality of lash extensions for mounting onto a natural eyelash of a user according to this disclosure. In particular, an arrangement 200A and an arrangement 200B are shown. The arrangement 200A shows the first hair 102, the second hair 104, the base 106, the first segment 108, the second segment 108, and a region 110, which can have any shape (e.g., polygonal, rectangular, oval, circular, triangular, trapezoidal, open-shaped, closed-shape, symmetrical, asymmetrical). The first hair 102 and the second hair 104 are parallel to each other within the region 110, while intersecting the base 106 within the region 110. The first segment 108 and the second segment 108 extend within the region 110 and can extend past or outside of the region. The arrangement 200B is similar to the arrangement but for the first hair 102 and the second hair 104 intersecting each other at the base 106 within the region 110.

[0030] Based on above, a process for forming a lash extension can include depositing the first hair 102 across the region 110, where the first hair includes the first proximal end 102PE and the first distal end 102DE. The region 110 intersects the first hair 102 between the first proximal end 102PE and the first distal end 102DE such that the first segment 108 of the first hair 102 is formed between the region 110 and the first proximal end 102PE. The process can include depositing the second hair 104 across the region 110, where the second hair 104 includes the second proximal end 104PE and the second distal end 104DE. The region 110 intersects the second hair 104

between the second proximal end 104PE and the second distal end 104DE such that the second segment 108 of the second hair is formed between the region 110 and the second proximal end 104PE. The process can include forming the base 106 at the region 110 to cause the first hair 102 and the second hair 104 to be secured to the base 106. For example, the process can include heating the first hair and the second hair at the region to melt the first hair and the second hair to form the base such that the first hair and the second hair are heat fused with the base. For example, the process can include depositing the first hair and depositing the second hair to respectively cause each of the first segment and the second segment to have a length between about 0.2 millimeters to about 2.5 millimeters. For example, the process can include cutting the first segment 108 at a first point between the base 106 and the first proximal end 102PE such that the first segment 108 still extends from the base 106 to the first point after the first segment 106 is cut at the first point and cutting the second segment 104 at a second point between the base 106 and the second proximal end 104PE such that the second segment 108 still extends from the base 106 to the second point after the second segment 108 is cut at the second point. For example, the process can include cutting the first segment causes the first segment to have a first length from the base to the first point, where the first length is between about 0.2 millimeters to about 2.5 millimeters. For example, the process can include cutting the second segment causes the second segment to have a second length from the base to the second point, where the second length is between about 0.2 millimeters to about 2.5 millimeters. For example, the process can include causing the first hair 102 and the second hair 104 to intersect each other at the base 106. For example, the process can include each of the first hair and the second hair includes polybutylene terephthalate (PBT) or another suitable material. For example, the process can include the base 106 may be formed of or include PBT. For example, the process can include other fibers that are melted onto the first hair 102 or the second hair 104, if not already there yet. Note that these processes can be reversed. For example, in some embodiments, the first hair 102 and the second hair 104 are deposited and then the base 106 is formed over the first hair 102 and the second hair 104, as described herein. However, in some embodiments, the base 106 is formed and then the first hair 102 and the second hair 104 are deposited

over the base 106, as described herein. Note that this process, or any specific steps thereof, can be combined and/or mixed-and-matched with any other processes described herein.

[0031] Based on above, a process for forming a lash extension can include depositing the first hair 102 having the first proximal end 102PE and the first distal end 102DE across the base 106 such that the base 106 intersects the first hair 102 between the first proximal end 102PE and the first distal end 102DE thereby forming the first segment 108 of the first hair 102 between the base 106 and the first proximal end 102PE. The process may include depositing the second hair 104 having the second proximal end 104PE and the second distal end 104DE across the base 106 such that the base 106 intersects the second hair 104 between the second proximal end 104PE and the second distal end 104DE thereby forming the second segment 108 of the second hair 104 between the base 106 and the second proximal end 104PE. The process may include causing the first hair 104 to be secured to the base 106 between the first proximal end 102PE and the first distal end 102DE and the second hair 104 to be secured to the base 106 between the second proximal end 104PE and the second distal end 104DE. For example, depositing the first hair 102 and depositing the second hair 104 can be such that the first hair 102 and the second hair 104 intersect each other at the base 106. For example, the first hair 102 and the second hair 104 can be spaced apart from each other along the base 106. For example, the first hair 102 can be included in a first cluster of hair and the second hair 104 can be included in a second cluster of hair. For example, the first cluster of hair and the second cluster of hair can be spaced apart from each other along the base 106. For example, each of the first hair 102 and the second hair 104 can be a synthetic hair. For example, each of the first hair 102 and the second hair 104 can include polybutylene terephthalate (PBT). For example, the base 106 can have a thickness between about 0.05 millimeters and about 0.15 millimeters. For example, the base 106 can include a string connected to the first hair 102 and the second hair 104. For example, the first hair 102 and the second hair 104 can be monolithic with the base 106. For example, the first hair 102 and the second hair 104 can be heat fused with the base 106. For example, the first hair 102 and the second hair 104 can be not monolithic with the base 106. For example, the first

segment 108 and the second segment 108 can be identical in length or not identical in length. For example, each of the first segment 108 and the second segment 108 can have a length between about 0.2 millimeters to about 2.5 millimeters. Note that this process, or any specific steps thereof, can be combined and/or mixed-and-matched with any other processes described herein.

[0032] Based on above, a process for forming a lash extension may include depositing the base 106 across the first hair 102 having the first proximal end 102PE and the first distal end 102DE such that the base 106 intersects the first hair 102 between the first proximal end 102PE and the first distal end 102DE and such that the first segment of hair 108 is formed between the base 106 and the first proximal end 102PE. The process may include depositing the base 106 across the second hair 104 having the second proximal end 104PE and the second distal end 104DE such that the base 106 intersects the second hair 104 between the second proximal end 104PE and the second distal end 104DE and such that the second segment of hair 108 is formed between the base 106 and the second proximal end 104PE. The process may include causing the base 106 to be secured to the first hair 102 between the first proximal end 102PE and the first distal end 102DE and to the second hair 104 between the second proximal end 104PE and the second distal end 104DE. For example, depositing the base 106 across the first hair 102 and depositing the base 106 across the second hair 104 can be such that the first hair 102 and the second hair 104 intersect each other at the base 106. For example, the first hair 102 and the second hair 104 can be spaced apart from each other along the base 106. For example, the first hair 102 can be included in a first cluster of hair and the second hair 104 can be included in a second cluster of hair. For example, the first cluster of hair and the second cluster of hair can be spaced apart from each other along the base 106. For example, each of the first hair 102 and the second hair 104 can be a synthetic hair. For example, each of the first hair 102 and the second hair 104 can include polybutylene terephthalate (PBT). For example, the base 106 can have a thickness between about 0.05 millimeters and about 0.15 millimeters. For example, the base 106 can include a string connected to the first hair 102 and the second hair 104. For example, the first hair 102 and the second hair 104 can be monolithic with the base 106. For example, the first hair 102 and the second

hair 104 can be heat fused with the base 106. For example, the first hair 102 and the second hair 104 can be not monolithic with the base. For example, the first segment 108 and the second segment 108 can be identical in length or not identical in length. For example, each of the first segment 108 and the second segment 108 can have a length between about 0.2 millimeters to about 2.5 millimeters. Note that this process, or any specific steps thereof, can be combined and/or mixed-and-matched with any other processes described herein.

[0033] Various corresponding structures, materials, acts, and equivalents of all means or step plus function elements in various claims below are intended to include any structure, material, or act for performing the function in combination with other claimed elements as specifically claimed. Various embodiments were chosen and described in order to best disclose various principles of this disclosure and various practical applications thereof, and to enable others of ordinary skill in a pertinent art to understand this disclosure for various embodiments with various modifications as are suited to a particular use contemplated.

[0034] This detailed description has been presented for various purposes of illustration and description, but is not intended to be fully exhaustive or limited to this disclosure in various forms disclosed. Many modifications and variations in techniques and structures will be apparent to those of ordinary skill in an art without departing from a scope and spirit of this disclosure as set forth in various claims that follow. Accordingly, such modifications and variations are contemplated as being a part of this disclosure. Scope of this disclosure is defined by various claims, which include known equivalents and unforeseeable equivalents at a time of filing of this disclosure.

CLAIMS

1. A lash extension comprising:

 a first hair having a first proximal end and a first distal end;
 a second hair having a second proximal end and a second distal end; and
 a base intersecting the first hair between the first proximal end and the first distal end and the second hair between the second proximal end and the second distal end such that a first segment of the first hair extends between the base and the first proximal end and a second segment of the second hair extends between the base and the second proximal end.

2. The lash extension of claim 1, wherein the first hair and the second hair intersect each other at the base.

3. The lash extension of claim 1, wherein the first hair and the second hair are spaced apart from each other along the base.

4. The lash extension of claim 1, wherein the first hair is included in a first cluster of hair, wherein the second hair is included in a second cluster of hair.

5. The lash extension of claim 4, wherein the first cluster of hair and the second cluster of hair are spaced apart from each other along the base.

6. The lash extension of claim 1, wherein each of the first hair and the second hair is a synthetic hair.

7. The lash extension of claim 6, wherein each of the first hair and the second hair includes polybutylene terephthalate (PBT).

8. The lash extension of claim 1, wherein the base has a thickness between about 0.05 millimeters and about 0.15 millimeters.

9. The lash extension of claim 1, wherein the base includes a string connected to the first hair and the second hair.

10. The lash extension of claim 1, wherein the first hair and the second hair are monolithic with the base.

11. The lash extension of claim 10, wherein the first hair and the second hair are heat fused with the base.

12. The lash extension of claim 1, wherein the first hair and the second hair are not monolithic with the base.

13. The lash extension of claim 1, wherein the first segment and the second segment are identical in length.

14. The lash extension of claim 1, wherein the first segment and the second segment are not identical in length.

15. The lash extension of claim 1, wherein each of the first segment and the second segment has a length between about 0.2 millimeters to about 2.5 millimeters.

16. A method comprising:

depositing a first hair across a region, wherein the first hair includes a first proximal end and a first distal end, wherein the region intersects the first hair between the first proximal end and the first distal end such that a first segment of the first hair is formed between the region and the first proximal end;

depositing a second hair across the region, wherein the second hair includes a second proximal end and a second distal end, wherein the region intersects the second hair between the second proximal end and the second distal end such that a second segment of the second hair is formed between the region and the second proximal end;
and

forming a base at the region to cause the first hair and the second hair to be secured to the base.

17. The method of claim 16, wherein forming the base at the region includes heating the first hair and the second hair at the region to melt the first hair and the second hair to form the base such that the first hair and the second hair are heat fused with the base.

18. The method of claim 16, wherein depositing the first hair and depositing the second hair respectively causes each of the first segment and the second segment to have a length between about 0.2 millimeters to about 2.5 millimeters.

19. The method of claim 16, further comprising:

cutting the first segment at a first point between the base and the first proximal end such that the first segment still extends from the base to the first point after the first segment is cut at the first point; and

cutting the second segment at a second point between the base and the second proximal end such that the second segment still extends from the base to the second point after the second segment is cut at the second point.

20. The method of claim 19, wherein cutting the first segment causes the first segment to have a first length from the base to the first point, wherein the first length is between about 0.2 millimeters to about 2.5 millimeters, wherein cutting the second segment causes the second segment to have a second length from the base to the second point, wherein the second length is between about 0.2 millimeters to about 2.5 millimeters.

21. The method of claim 16, further comprising:

causing the first hair and the second hair to intersect each other at the base.

20. The method of claim 16, wherein each of the first hair and the second hair includes polybutylene terephthalate (PBT).

21. A method comprising:

depositing a first hair having a first proximal end and a first distal end across a base such that the base intersects the first hair between the first proximal end and the first distal end thereby forming a first segment of the first hair between the base and the first proximal end;

depositing a second hair having a second proximal end and a second distal end across the base such that the base intersects the second hair between the second proximal end and the second distal end thereby forming a second segment of the second hair between the base and the second proximal end;

causing the first hair to be secured to the base between the first proximal end and the first distal end and the second hair to be secured to the base between the second proximal end and the second distal end.

22. The method of claim 21, wherein depositing the first hair and depositing the second hair is such that the first hair and the second hair intersect each other at the base.

23. The method of claim 21, wherein the first hair and the second hair are spaced apart from each other along the base.

24. The method of claim 21, wherein the first hair is included in a first cluster of hair, wherein the second hair is included in a second cluster of hair.

25. The lash extension of claim 24, wherein the first cluster of hair and the second cluster of hair are spaced apart from each other along the base.

26. The method of claim 21, wherein each of the first hair and the second hair is a synthetic hair.

27. The method of claim 26, wherein each of the first hair and the second hair includes polybutylene terephthalate (PBT).

28. The method of claim 21, wherein the base has a thickness between about 0.05 millimeters and about 0.15 millimeters.

29. The method of claim 21, wherein the base includes a string connected to the first hair and the second hair.

30. The method of claim 21, wherein the first hair and the second hair are monolithic with the base.

31. The method of claim 30, wherein the first hair and the second hair are heat fused with the base.

32. The method of claim 21, wherein the first hair and the second hair are not monolithic with the base.

33. The method of claim 21, wherein the first segment and the second segment are identical in length.

34. The method of claim 21, wherein the first segment and the second segment are not identical in length.

35. The method of claim 21, wherein each of the first segment and the second segment has a length between about 0.2 millimeters to about 2.5 millimeters.

36. A method comprising:

depositing a base across a first hair having a first proximal end and a first distal end such that the base intersects the first hair between the first proximal end and the first distal end and such that a first segment of hair is formed between the base and the first proximal end;

depositing the base across a second hair having a second proximal end and a second distal end such that the base intersects the second hair between the second

proximal end and the second distal end and such that a second segment of hair is formed between the base and the second proximal end;

causing the base to be secured to the first hair between the first proximal end and the first distal end and to the second hair between the second proximal end and the second distal end.

37. The method of claim 36, wherein depositing the base across the first hair and depositing the base across the second hair is such that the first hair and the second hair intersect each other at the base.

38. The method of claim 36, wherein the first hair and the second hair are spaced apart from each other along the base.

39. The method of claim 36, wherein the first hair is included in a first cluster of hair, wherein the second hair is included in a second cluster of hair.

40. The lash extension of claim 39, wherein the first cluster of hair and the second cluster of hair are spaced apart from each other along the base.

41. The method of claim 36, wherein each of the first hair and the second hair is a synthetic hair.

42. The method of claim 41, wherein each of the first hair and the second hair includes polybutylene terephthalate (PBT).

43. The method of claim 36, wherein the base has a thickness between about 0.05 millimeters and about 0.15 millimeters.

44. The method of claim 36, wherein the base includes a string connected to the first hair and the second hair.

45. The method of claim 36, wherein the first hair and the second hair are monolithic with the base.
46. The method of claim 45, wherein the first hair and the second hair are heat fused with the base.
47. The method of claim 36, wherein the first hair and the second hair are not monolithic with the base.
48. The method of claim 36, wherein the first segment and the second segment are identical in length.
49. The method of claim 36, wherein the first segment and the second segment are not identical in length.
50. The method of claim 36, wherein each of the first segment and the second segment has a length between about 0.2 millimeters to about 2.5 millimeters.

FIG. 1

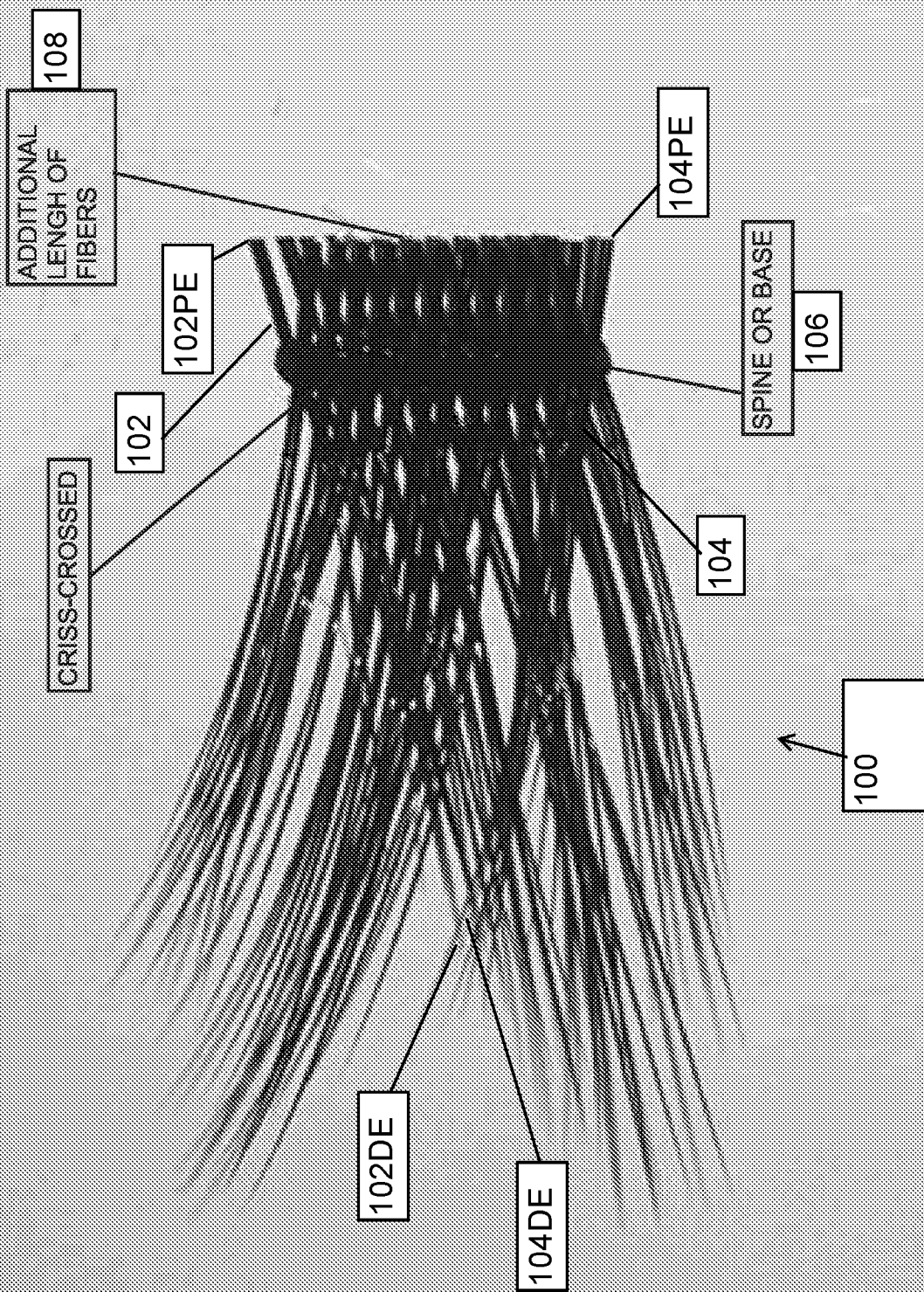


Fig. 2A




Fig. 2B

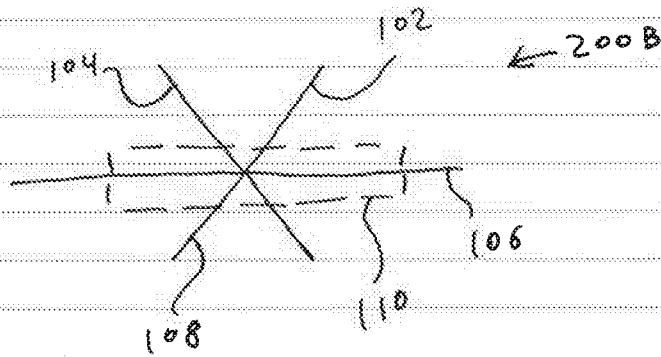


FIG. 1

