



US00D599682S

(12) **United States Design Patent**
Yoshida et al.

(10) **Patent No.:** **US D599,682 S**

(45) **Date of Patent:** **** Sep. 8, 2009**

(54) **WRIST WATCH CASE WITH BAND**

(75) Inventors: **Marie Yoshida**, Kodaira (JP); **Benjamin Cheng Chin Hoi**, Taikoo Shing (HK)

(73) Assignee: **Citizen Tokei Kabushiki Kaisha**, Tokyo (JP)

(**) Term: **14 Years**

(21) Appl. No.: **29/335,557**

(22) Filed: **Apr. 17, 2009**

(51) **LOC (9) Cl.** **10-02**

(52) **U.S. Cl.** **D10/32**

(58) **Field of Classification Search** D10/30-39;
368/276, 281, 282, 285, 294, 295; D11/3,
D11/12

See application file for complete search history.

(56) **References Cited**

U.S. PATENT DOCUMENTS

D319,400 S *	8/1991	Nakajima	D10/32
D325,883 S *	5/1992	St. Dizier	D11/21
D330,167 S *	10/1992	Vincent	D10/32
D377,150 S *	1/1997	Hartzband	D10/32
D381,587 S *	7/1997	Oba	D19/32
D383,083 S *	9/1997	Ludvig	D11/21
D389,746 S *	1/1998	Roales et al.	D10/30
D403,597 S *	1/1999	Hartzband	D10/32
D430,042 S *	8/2000	Schopfer	D10/32
D430,496 S *	9/2000	Hartzband	D10/32
D443,532 S *	6/2001	Baumann	D10/32

D457,073 S *	5/2002	Scarinzi et al.	D10/30
D479,137 S *	9/2003	Kauffmann	D10/39
D518,743 S *	4/2006	Sugiura et al.	D10/32
D574,733 S *	8/2008	Blair	D10/32
D577,624 S *	9/2008	Nussbaumer	D11/3
D580,793 S *	11/2008	Kawashima	D10/32
D580,794 S *	11/2008	Takahashi	D10/32
D584,171 S *	1/2009	Monachon	D10/32
D589,378 S *	3/2009	Takahashi et al.	D10/32
D590,275 S *	4/2009	Monachon	D10/32
D591,176 S *	4/2009	Monachon	D10/32
D594,351 S *	6/2009	Tonohori	D10/32

* cited by examiner

Primary Examiner—Lucy Lieberman

(74) *Attorney, Agent, or Firm*—Banner & Witcoff, Ltd.

(57) **CLAIM**

The ornamental design for a wrist watch case with band, as shown.

DESCRIPTION

FIG. 1 is a perspective view,
FIG. 2 is a front elevational view thereof,
FIG. 3 is a rear elevational view thereof,
FIG. 4 is a right side elevation view thereof,
FIG. 5 is a left side elevation view thereof,
FIG. 6 is a top plan view thereof; and,
FIG. 7 is a bottom plan view thereof.

1 Claim, 3 Drawing Sheets



FIG. 1



FIG. 3

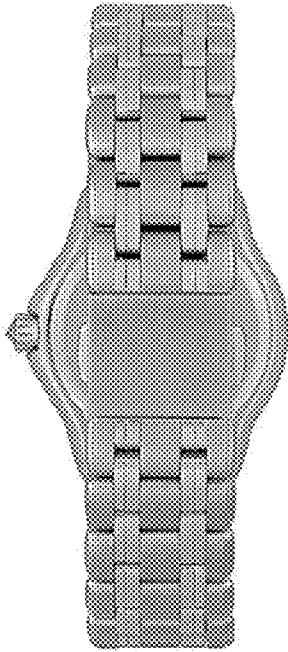


FIG. 2




FIG. 4



FIG. 5



FIG. 7




FIG. 6

