



For two-letter codes and other abbreviations, refer to the "Guidance Notes on Codes and Abbreviations" appearing at the beginning of each regular issue of the PCT Gazette.

HOSTED VOICE RECOGNITION SYSTEM FOR WIRELESS DEVICES

This application is being filed as PCT International Patent application in the name of Yap, Inc., a U.S. national corporation, Applicant for all countries except the
5 U.S., Victor R. Jablov, Igor R. Jablov, and Marc White, residents and citizens of the United States of America, Applicants for the designation of the U.S. only, on April 5, 2007.

CROSS-REFERENCE TO RELATED PATENT APPLICATION

10 This application claims the benefit, pursuant to 35 U.S.C. §119(e), of U.S. provisional patent application Serial No. 60/789,837, filed April 5, 2006, entitled "Apparatus And Method For Converting Human Speech Into A Text Or Email Message In A Mobile Environment Using Grammar Or Transcription Based Speech Recognition Software Which Optionally Resides On The Internet," which is
15 incorporated herein by reference in its entirety.

FIELD OF THE INVENTION

The present invention relates generally to signal processing and, more particularly, to systems, methods, and thin client software installed on mobile or
20 hand-held devices that enables a user to create an audio message that is converted into a text message or an actionable item at a remote, back end server.

BACKGROUND OF THE INVENTION

In 2005, over one trillion text messages were sent by users of mobile phones
25 and similar hand-held devices worldwide. Text messaging usually involves the input of a text message by a sender or user of the hand-held device, wherein the text message is generated by pressing letters, numbers, or other keys on the sender's mobile phone. E-mail enabled devices, such as the Palm Treo or RIM Blackberry, enable users to generate emails quickly, in a similar manner. Further, such devices
30 typically also have the capability of accessing web pages or information on the Internet. Searching for a desired web page is often accomplished by running a search

on any of the commercially available search engines, such as google.com, msn.com, yahoo.com, etc.

Unfortunately, because such devices make it so easy to type in a text-based message for a text message, email, or web search, it is quite common for users to attempt to do so when the user of the hand-held device actually needed to focus his attention or hands on another activity, such as driving. Beyond those more capable hand-helds, the vast majority of the market is comprised of devices with small keypads and screens, making text entry even more cumbersome, whether the user is fixed or mobile. In addition, it would be advantageous for visually impaired people to be able to generate a text-based message without having to type in the message into the hand-held device or mobile phone. For these and for many other reasons, there has been a need in the mobile and hand-held device industry for users to be able to dictate a message and have that message converted into text. Such text can then be sent back to the user of the device for sending in a text message, email, or web application. Alternatively, such text message can be used to cause an action to be taken that provides an answer or other information, not just a text version of the audio, back to the user of the device.

Some currently available systems in the field have attempted to address these needs in different ways. For example, one system has used audio telephony channels for transmission of audio information. A drawback to this type of system is that it does not allow for synchronization between visual and voice elements of a given transaction in the user interface on the user's device, which requires the user, for example, to hang up her mobile phone before seeing the recognized results. Other systems have used speaker-dependent or grammar-based systems for conversion of audio into text, which is not ideal because that requires each user to train the system on her device to understand her unique voice or utterances could only be compared to a limited domain of potential words – neither of which is feasible or desirable for most messaging needs or applications. Finally, other systems have attempted to use voice recognition or audio to text software installed locally on the handheld devices. The problem with such systems is that they typically have low accuracy rates because the amount of memory space on hand-held devices necessarily limits the size of the dictionaries that can be loaded therein. In addition, voice recognition software

installed on the hand-held typically cannot dynamically morph to handle new web services as they appear, a tremendous benefit of server-based solutions.

Thus, there remains a need in the industry for systems, methods, and thin-client software solutions that enable audio to be captured on a hand-held device, can display text results back in real time or near real time, is speaker independent so that any customer can use it immediately without having to train the software to recognize the specific speech of the user, uses the data channel of the device and its communication systems so that the device user is able to interact with the system without switching context, uses a backend server-based processing system so that it can process free form messages, and also has the ability to expand its capabilities to interact with new use cases/web services in a dynamic way.

Therefore, a number of heretofore unaddressed needs exist in the art to address the aforementioned deficiencies and inadequacies.

15

SUMMARY OF THE INVENTION

A first aspect of the present invention relates to a method for converting an audio message into a text message using a hand-held client device in communication with a backend server. In one embodiment, the method includes the steps of initializing the client device so that the client device is capable of communicating with the backend server; recording an audio message in the client device; transmitting the recorded audio message from the client device to the backend server through a client-server communication protocol; converting the transmitted audio message into the text message in or at the backend server; and sending the converted text message back to the client device for further use or processing. The text message comprises an SMS text message.

The backend server has a plurality of applications. In one embodiment, the backend server has an ad filter, SMS filter, obscenity filter, number filter, date filter, and currency filter. In one embodiment, the backend server comprises a text-to-speech engine (TTS) for generating a text message based on an original audio message.

The client device has a microphone, a speaker and a display. In one embodiment, the client device includes a keypad having a plurality of buttons, which

may be physical or touch-screen, configured such that each button is associated with one of the plurality of applications available on the client device. The client device preferably also includes a user interface (UI) having a plurality of tabs configured such that each tab is associated with a plurality of user preferences. In one embodiment, the client device is a mobile phone or PDA or similar multi-purpose, multi-capability hand-held device.

In one embodiment, the client-server communication protocol is HTTP or HTTPS. The client-server communication is through a communication service provider of the client device and/or the Internet.

10 Preferably, the method includes the step of forwarding the converted text message to one or more recipients or to a device of the recipient.

Preferably, the method also includes the step of displaying the converted text message on the client device.

15 Additionally, the method may include the step of displaying advertisements, logos, icons, or hyperlinks on the client device according to or based on keywords contained in the converted text message, wherein the keywords are associated with the advertisements, logos, icons, or hyperlinks.

20 The method may also include the steps of locating the position of the client device through a global positioning system (GPS) and listing locations, proximate to the position of the client device, of a target of interest presented in the converted text message.

25 In one embodiment, the step of initializing the client device includes the steps of initializing or launching a desired application on the client device and logging into a client account at the backend server from the client device. The converting step is performed with a speech recognition algorithm, where the speech recognition algorithm comprises a grammar algorithm and/or a transcription algorithm.

30 In another aspect, the present invention relates to a method for converting an audio message into a text message. In one embodiment, the method includes the steps of initializing a client device so that the client device is capable of communicating with a backend server; speaking to the client device to create a stream of an audio message; simultaneously transmitting the audio message from the client device to a backend server through a client-server communication protocol; converting the

transmitted audio message into the text message in the backend server; and sending the converted text message back to the client device.

The method further includes the step of forwarding the converted text message to one or more recipients.

5 The method also includes the step of displaying the converted text message on the client device.

Additionally, the method may includes the step of displaying advertising messages and/or icons on the client device according to keywords containing in the converted text message, wherein the keywords are associated with the advertising
10 messages and/or icons.

The method may also includes the steps of locating the position of the client device through a global positioning system (GPS); and listing locations, proximate to the position of the client device, of a target of interest presented in the converted text message.

15 In yet another aspect, the present invention relates to a method for converting an audio message into a text message. In one embodiment, the method includes the steps of transmitting an audio message from a client device to a backend server through a client-server communication protocol; and converting the audio message into a text message in the backend server.

20 In one embodiment, the method also includes the steps of initializing the client device so that the client device is capable of communicating with the backend server; and creating the audio message in the client device.

The method further includes the steps of sending the converted text message back to the client device; and forwarding the converted text message to one or more
25 recipients.

Additionally, the method includes the step of displaying the converted text message on the client device.

In one embodiment, the converting step is performed with a speech recognition algorithm. The speech recognition algorithm comprises a grammar
30 algorithm and/or a transcription algorithm.

In a further aspect, the present invention relates to software stored on a computer readable medium for causing a client device and/or a backend server to

perform functions comprising: establishing communication between the client device and the backend server; dictating an audio message in the client device; transmitting the audio message from the client device to the backend server through the established communication; converting the audio message into the text message in the
5 backend server; and sending the converted text message back to the client device.

In one embodiment, the software includes a plurality of web applications. Each of the plurality of web applications is a J2EE application.

In one embodiment, the functions further comprise directing the converted text message to one or more recipients. Additionally, the functions also comprise
10 displaying the converted text message on the client device. Moreover, the functions comprise displaying advertising messages and/or icons on the client device according to keywords containing in the converted text message, wherein the keywords are associated with the advertising messages and/or icons. Furthermore, the functions comprise listing locations, proximate to the position of the client device, of a target of
15 interest presented in the converted text message.

In yet a further aspect, the present invention relates to a system for converting an audio message into a text message. In one embodiment, the system has a client device; a backend server; and software installed in the client device and the backend server for causing the client device and/or the backend server to perform functions.
20 The functions include establishing communication between the client device and the backend server; dictating an audio message in the client device; transmitting the audio message from the client device to the backend server through the established communication; converting the audio message into the text message in the backend server; and sending the converted text message back to the client device.

25 In one embodiment, the client device comprises a microphone, a speaker and a display. The client device comprises a mobile phone. The backend server comprises a database.

These and other aspects of the present invention will become apparent from the following description of the preferred embodiment taken in conjunction with the
30 following drawings, although variations and modifications therein may be affected without departing from the spirit and scope of the novel concepts of the disclosure.

BRIEF DESCRIPTION OF THE DRAWINGS

The accompanying drawings illustrate one or more embodiments of the invention and, together with the written description, serve to explain the principles of the invention. Wherever possible, the same reference numbers are used throughout the drawings to refer to the same or like elements of an embodiment, and wherein:

FIG. 1 shows schematically a component view of a system according to one embodiment of the present invention;

FIG. 2 shows a flowchart of receiving messages of the system according to one embodiment of the present invention;

FIG. 3 shows a flowchart for converting an audio message into a text message according to one embodiment of the present invention;

FIG. 4 shows a flowchart of a speech recognition engine that uses streaming to begin recognizing/converting speech into text before the user has finished speaking according to one embodiment of the present invention;

FIG. 5 shows a flowchart of converting a text message to an audio message according to one embodiment of the present invention;

FIGS. 6A-GH show a flowchart for converting an audio message into a text message according to one embodiment of the present invention;

FIG. 7 shows schematically architecture of the system according to one embodiment of the present invention;

FIG. 8 shows a flowchart of Yap EAR of the system according to one embodiment of the present invention; and

FIG. 9 shows a user interface of the system according to one embodiment of the present invention.

DETAILED DESCRIPTION OF THE INVENTION

The present invention is more particularly described in the following examples that are intended as illustrative only since numerous modifications and variations
5 therein will be apparent to those skilled in the art. Various embodiments of the invention are now described in detail. Referring to the drawings of FIGS. 1-9, like numbers indicate like components throughout the views. As used in the description herein and throughout the claims that follow, the meaning of “a”, “an”, and “the” includes plural reference unless the context clearly dictates otherwise. Also, as used
10 in the description herein and throughout the claims that follow, the meaning of “in” includes “in” and “on” unless the context clearly dictates otherwise. Moreover, titles or subtitles may be used in the specification for the convenience of a reader, which shall have no influence on the scope of the present invention. For convenience, certain terms may be highlighted, for example using italics and/or quotation marks.
15 The use of highlighting has no influence on the scope and meaning of a term; the scope and meaning of a term is the same, in the same context, whether or not it is highlighted. Additionally, some terms used in this specification are more specifically defined below.

As used herein, the term “speech recognition” refers to the process of
20 converting a speech (audio) signal to a sequence of words (text messages), by means of an algorithm implemented as a computer program. Speech recognition applications that have emerged over the last few years include voice dialing (e.g., Call home), call routing (e.g., I would like to make a collect call), simple data entry (e.g., entering a credit card number), preparation of structured documents (e.g., a radiology report),
25 and content-based spoken audio search (e.g. find a podcast where particular words were spoken).

As used herein, the term “servlet” refers to an object that receives a request and generates a response based on the request. Usually, a servlet is a small Java program that runs within a Web server. Servlets receive and respond to requests from
30 Web clients, usually across HTTP and/or HTTPS, the HyperText Transfer Protocol.

Further, some references, which may include patents, patent applications and various publications, are cited and discussed previously or hereinafter in the

description of this invention. The citation and/or discussion of such references is provided merely to clarify the description of the present invention and is not an admission that any such reference is "prior art" to the invention described herein. All references cited and discussed in this specification are incorporated herein by
5 reference in their entireties and to the same extent as if each reference was individually incorporated by reference.

The description will be made as to the embodiments of the present invention in conjunction with the accompanying drawings of FIGS. 1-9. In accordance with the purposes of this invention, as embodied and broadly described herein, this invention,
10 in one aspect, relates to a system for converting an audio message into a text message.

Referring now to FIG. 1, a component view of the system 100 is shown according to one embodiment of the present invention. The system 100 includes a mobile phone (or hand-held device or client device) 120 and a backend server 160 in communication with the mobile phone 120 via a mobile communication service
15 provider 140 and the Internet 150. The client device 120 is conventional and has a microphone, a speaker and a display.

A first transceiver tower 130A is positioned between the hand-held device 120 (or the user 110 of the device 120) and the mobile communication service provider 140, for receiving and transmitting audio messages (V1, V2), text messages (T3, T4)
20 and/or verified text messages (V/T1, V/T2) between the mobile phone 120 and the mobile communication service provider 140. A second transceiver tower 130B is positioned between the mobile communication service provider 140 and one of a specified mobile device 170 of a recipient 190, for receiving a verified text message (V/T3) from the mobile communication service provider 140 and transmitting it (V5
25 and T5) to the mobile device 170. Each of the mobile devices 170 of the recipient 190 are adapted for receiving a conventional text message (T5) converted from an audio message created in the mobile phone 120. Additionally, one or more of the mobile devices 170 are also capable of receiving an audio message (V5) from the mobile phone 120. The mobile device 170 can be, but is not limited to, any one of the
30 following types of devices: a pager 170A, a palm PC or other PDA device (e.g., Treo, Blackberry, etc.) 170B, and a mobile phone 170C. The client device 120 can be a

similar types of device, as long as it has a microphone to capture audio from the user and a display to display back text messages.

The system 100 also includes software, as disclosed below in greater detail, installed on the mobile device 120 and the backend server 160 for enabling the mobile phone 120 and/or the backend server 160 to perform the following functions. The first step is to initialize the mobile phone 120 to establish communication between the mobile phone 120 and the backend server 160, which includes initializing or launching a desired application on the mobile phone 120 and logging into a user account in the backend server 160 from the mobile phone 120. This step can be done initially, as part of, or substantially simultaneously with the sending of the recorded audio message V1 described hereinafter. In addition, the process of launching the application may occur initially and then the actual connection to the backend server may occur separately and later in time. To record the audio, the user 110 presses and holds one of the Yap9 buttons of the mobile phone 120, speaks a request (generating an audio message, V1). In the preferred embodiment, the audio message V1 is recorded and temporarily stored in memory on the mobile phone 120. The recorded audio message V1 is then sent to the backend server 160 through the mobile communication service provider 140, preferably, when the user releases the pressed Yap9 button.

In the embodiment of the present invention, as shown in FIG. 1, the recorded audio message V1 is first transmitted to the first transceiver tower 130A from the mobile phone 120. The first transceiver tower 130A outputs the audio message V1 into an audio message V2 that is, in turn, transmitted to the mobile communication service provider 140. Then the mobile communication service provider 140 outputs the audio message V2 into an audio message V3 and transmits it (V3) through the Internet 150, which results in audio message V4 being transmitted to the backend server 160. For all intents and purposes, the relevant content of all the audio messages V1-V4 is identical.

The backend server 160 receives audio message V4 and converts it into a text message T1 and/or a digital signal D1. The conversion process is handled by means of conventional, but powerful speech recognition algorithms, which preferably include a grammar algorithm and a transcription algorithm. The text message T1 and

the digital signal D1 correspond to two different formats of the audio message V4. The text message T1 and/or the digital signal D1 are sent back through the Internet 150 that outputs them as text message T2 and digital signal D2, respectively.

Optionally, the digital signal D2 is then transmitted to an end user 180 with
5 access to a conventional computer. In this scenario, the digital signal D2 represents, for example, an instant message or email that is communicated to the end user 180 (or computer of the end user 180) at the request of the user 110. It should be understood that, depending upon the configuration of the backend server 160 and software installed on the client device 120 and potentially based upon the system set up or
10 preferences of the user 110, the digital signal D2 can either be transmitted directly from the backend server 160 or it can be provided back to the client device 120 for review and acceptance by the user 110 before it is then sent on to the end user 180.

The text message T2 is sent to the mobile communication service provider 140, which outputs text message T2 as text message T3. The output text message T3
15 is then transmitted to the first transceiver tower 130A. The first transceiver tower 130A then transmits it (T3) to the mobile phone 120 in the form of a text message T4. It is noted that the substantive content of all the text messages T1-T4 is identical, which are the corresponding text form of the audio messages V1-V4.

Upon receiving the text message T4, the user 110 optionally verifies the text
20 message and then sends the verified text message V/T1 to the first transceiver tower 130A, which, in turn, transmits it to the mobile communication service provider 140 in the form of a verified text V/T2. The verified text V/T2 is transmitted to the second transceiver tower 130B in the form of a verified text V/T3 from the mobile communication service provider 140. Then, the transceiver tower 130B transmits the
25 verified text V/T3 to the appropriate, recipient mobile device 170.

In an alternative embodiment, the audio message is simultaneously transmitted to the backend server 160 from the mobile phone 120, when the user 110 speaks to the mobile phone 120. In this circumstance, no audio message is recorded in the mobile phone 120. This embodiment enables the user to connect directly to the
30 backend server 160 and record the audio message directly in memory associated with or connected to the backend server 160, which then converts the audio to text, as described above.

Another aspect of the present invention relates to a method for converting an audio message into a text message. In one embodiment, the method has the following steps. At first, a client device is initialized so that the client device is capable of communicating with a backend server. Second, a user speaks to the client device so as to create a stream of an audio message. The audio message can be recorded and then transmitted to the backend server, or the audio message is simultaneously transmitted the backend server through a client-server communication protocol. The transmitted audio message is converted into the text message in the backend server. The converted text message is then sent back to the client device. Upon the user's verification, the converted text message is forwarded to one or more recipients.

The method also includes the step of displaying the converted text message on the client device.

Additionally, the method includes the step of displaying advertisements, logos, icons, or hyperlinks on the client device according to keywords containing in the converted text message, wherein the keywords are associated with the advertisements, logos, icons, or hyperlinks.

Optionally, the method also includes the steps of locating the position of the client device through a global positioning system (GPS); and listing locations, proximate to the position of the client device, of a target of interest presented in the converted text message.

An alternative aspect of the present invention relates to software that causes the client device and the backend server to perform the above functions so as to convert an audio message into a text message.

Without intent to limit the scope of the invention, exemplary architecture and flowcharts according to the embodiments of the present invention are given below. Note that titles or subtitles may be used in the examples for convenience of a reader, which in no way should limit the scope of the invention.

SYSTEM ARCHITECTURE

Servlets Overview

The system web application is preferably a J2EE application built using Java 5. It is designed to be deployed on an application server like IBM WebSphere Application Server or an equivalent J2EE application server. It is designed to be platform neutral, meaning the server hardware and operating system (OS) can be anything supported by the web application server (e.g. Windows, Linux, MacOS X).

The system web application currently includes 9 servlets: Correct, Debug, Install, Login, Notify, Ping, Results, Submit, and TTS. Each servlet is discussed below in the order typically encountered.

The communication protocol preferably used for messages between the thin client system and the backend server applications is HTTP and HTTPS. Using these standard web protocols allows the system web application to fit well in a web application container. From the application server's point of view, it cannot distinguish between the thin client system midlet and a typical web browser. This aspect of the design is intentional to convince the web application server that the thin client system midlet is actually a web browser. This allows a user to use features of the J2EE web programming model like session management and HTTPS security. It is also a key feature of the client as the MIDP specification requires that clients are allowed to communicate over HTTP.

Install Process

Users 110 can install the thin client application of the client device 120 in one of the following three ways:

- (i). By initiating the process using a web browser on their PC, or
- (ii). By using the phone's WAP browser to navigate to the install web page, or
- (iii). By sending a text message to the system's shortcode with a link to the install web page.

Using the first approach, the user would enter their phone number, phone model and carrier into the system's web page. They would then receive a text message with an HTTP link to install the midlet.

Using the second approach, the user would navigate to the installer page using their WAP browser and would need to enter their phone number and carrier information using the phone's keypad before downloading the midlet.

Using the third approach, the user would compose a text message and send a request to a system shortcode (e.g. 41411). The text message response from the servers would include the install web site's URL.

In all cases, there are a number of steps involved to correctly generate and sign the midlet for the phone, which is accomplished using the Install servlet.

Installing a midlet onto a phone or hand-held device requires two components: the midlet jar and a descriptor jad file. The jad file is a plain text file which contains a number of standard lines describing the jar file, features used by the midlet, certificate signatures required by the carriers as well as any custom entries. These name/value pairs can then be accessed at runtime by the midlet through a standard java API, which is used to store the user's phone number, user-agent and a number of other values describing the server location, port number, etc.

When the user accesses the installer JSP web page, the first step is to extract the user-agent field from the HTTP headers. This information is used to determine if the user's phone is compatible with the system application.

The next step is to take the user's information about their carrier and phone number and create a custom jar and jad file to download to the phone. Each carrier (or provider) requires a specific security certificate to be used to sign the midlet.

Inside the jar file is another text file called MANIFEST.MF which contains each line of the jad file minus a few lines like the MIDlet-Jar-Size and the MIDlet-Certificate. When the jar file is loaded onto the user's mobile phone, the values of the matching names in the manifest and jad file are compared and if they do not match the jar file will fail to install. Since the system dynamically creates the jad file with a number of custom values based on the user's input, the system must also dynamically create the MANIFEST.MF file as well. This means extracting the jar file, modifying the manifest file, and repackaging the jar file. During the repackaging process, any resources which are not needed for the specific phone model can be removed at that time. This allows a user to build a single jar file during development which contains all of the resources for each phone type supported (e.g., different sizes

of graphics, audio file formats, etc) and then remove the resources which are not necessary based on the type of phone for each user.

At this point the user has a jar file and now just need to sign it using the certificate for the user's specific carrier. Once completed, the user has a unique jad
5 and jar file for the user to install on their phone.

This is a sample of the jad file, lines in bold are dynamically generated for each user:

```

Connection: close
Content-Language: en-US
10 MIDlet-1: Yap,,com.yap.midlet.Start
MIDlet-Install-Notify:
http://www.icynine.com:8080/Yap/Notify
MIDlet-Jar-Size: 348999
MIDlet-Jar-URL: Yap.jar?n=1173968775921
15 MIDlet-Name: Yap
MIDlet-Permissions:
javax.microedition.io.Connector.http,javax.microedition.i
o.Connector.sms,javax.microedition.pim.ContactList.read,j
avax.wireless.messaging.sms.send,javax.wireless.messaging
20 .sms.receive,javax.microedition.media.control.RecordContr
ol,javax.microedition.io.PushRegistry,javax.microedition.
location.Location
MIDlet-Permissions-Opt:
javax.microedition.io.Connector.https,javax.microedition.
25 location.ProximityListener,javax.microedition.location.Or
ientation,javax.microedition.location.LandmarkStore.read
MIDlet-Push-1: sms://:10927, com.yap.midlet.Start, *
MIDlet-Vendor: Yap Inc.
MIDlet-Version: 0.0.2
30 MicroEdition-Configuration: CLDC-1.1
MicroEdition-Profile: MIDP-2.0
User-Agent: Motorola-V3m Obigo/Q04C1 MMP/2.0

```

Profile/MIDP-2.0
 Configuration/CLDC-1.1
Yap-Phone-Model: KRZR
Yap-Phone-Number: 7045551212
 5 **Yap-SMS-Port: 10927**
Yap-Server-Log: 1
Yap-Server-Port: 8080
Yap-Server-Protocol: http
Yap-Server-URL: www.icynine.com
 10 **Yap-User-ID: 0000**
MIDlet-Jar-RSA-SHA1:
gYj7z6NJPb7bvDsaJmIDaZnX1WQr9+f4etbFaBXegwFA0SjE1tt1O/Rku
IeF xvOnBh20o/mtkZA9+xKnB68GjDGzM1Yik6WbClG8hJgiRcDGt=
MIDlet-Certificate-1-1:
 15 **MIIEVzCCBCigAwIBAgIQQZGhwj14389JZWY4HUx1wjANBgkqhkiG9w0BA**
QUFADBfMQswCQYDVQQUGA1E1MjM1OTU5WjCBtDELMAkGA1UEBhMCVVMx
FzAVBgNVBAoTD1
MIDlet-Certificate-1-2:
MIIEVzCCBCigAwIBAgIQQZGhwj14389JZWY4HUx1wjANBgkqhkiG9w0BA
 20 **QUFADBfMQswCQYDVQQE1MjM1OTU5WjCBtDELMAkGA1UEBhMCVVMx**
FzAVBgNVBAoTD1

Client / Server Communication

The thin client system preferably communicates with the system web
 25 application using HTTP and/or HTTPS. Specifically, it uses the POST method and
 custom headers to pass values to the server. The body of the HTTP message in most
 cases is irrelevant with the exception of when the client device 120 submits audio data
 to the backend server 160, in which case the body contains the binary audio data.

The backend server 160 responds with an HTTP code indicating the success or
 30 failure of the request and data in the body which corresponds to the request being
 made. It is important to note that the backend server typically cannot depend on

custom header messages being delivered to the client device 120 since mobile carriers 140 can, and usually do, strip out unknown header values.

This is a typical header section of an HTTP request from the thin client system:

```

5  POST /Yap/Login HTTP/1.1
    Host: www.icynine.com:8080
    User-Agent: Motorola-V3m Obigo/Q04C1 MMP/2.0
    Profile/MIDP-2.0
    Accept:
10 application/xhtml+xml,text/html;q=0.9,text/plain;q=0.8,image/png,*/*;q=0.5
    Accept-Language: en-us,en;q=0.5
    Accept-Encoding: gzip,deflate
    Accept-Charset: ISO-8859-1,utf-8;q=0.7,*;q=0.7
15 Yap-Phone-Number: 15615551234
    Yap-User-ID: 1143
    Yap-Version: 1.0.3
    Yap-Audio-Record: amr
    Yap-Audio-Play: amr
20 Connection: close

```

When a client is installed, the install fails, or the install is canceled by the user, the Notify servlet is sent a message by the mobile phone 120 with a short description. This can be used for tracking purposes and to help diagnose any install problems.

25

Usage Process – Login

When the system midlet is opened, the first step is to create a new session by logging into the system web application using the Login servlet. The Login servlet establishes a new session and creates a new User object which is stored in the session.

30

Sessions are typically maintained using client-side cookies, however, a user cannot rely on the set-cookie header successfully returning to the thin client system because the mobile carrier may remove that header from the HTTP response. The

solution to this problem is to use the technique of URL rewriting. To do this, the session id is extracted from the session API, which is returned to the client in the body of the response. For purposes of this invention, this will be called a "Yap Cookie" and is used in every subsequent request from the client. The Yap Cookie looks like this:

```
5      ;jsessionId=C240B217F2351E3C420A599B0878371A
```

All requests from the client simply append this cookie to the end of each request and the session is maintained:

```
      /Yap/Submit;jsessionId=C240B217F2351E3C420A599B08783
```

```
10 71A
```

Usage Process – Submit

Preferably, the user 110 then presses and holds one of the Yap9 buttons on client device 120, speaks a request, and releases the button. The recorded audio is sent to the Submit servlet, which returns a unique receipt that the client can use later to identify this utterance.

One of the header values sent to the backend server during the login process is the format that the device records in. That value is stored in the session so the Submit servlet knows how to convert the audio into a format required by the speech recognition engine. This is done in a separate thread, as the process can take some time to complete.

The Yap9 button and Yap9 screen numbers are passed to the Submit server in the HTTP request header. These values are used to lookup a user-defined preference of what each button is assigned to. For example, the 1 button may be used to transcribe audio for an SMS message, while the 2 button is designated for a grammar based recognition to be used in a web services location based search. The Submit servlet determines the appropriate "Yaplet" to use. When the engine has finished transcribing the audio or matching it against a grammar, the results are stored in a hash table in the session.

30 In the case of transcribed audio for an SMS text message, a number of filters can be applied to the text returned from the speech engine. These include:

Ad Filter – Used to scan the text and identify keywords that can be used to insert targeted advertising messages, and/or convert the keywords into hyperlinks to ad sponsored web pages (e.g. change all references from coffee to “Starbucks”).

SMS Filter – Used to convert regular words into a spelling that more closely resembles an SMS message. (e.g., “don't forget to smile” -> “don't 4get 2 :)”, etc.)

Obscenity Filter – Used to place asterisks in for the vowels in street slang. (e.g., “sh*t”, “f*ck”, etc.)

Number Filter – Used to convert the spelled out numbers returned from the speech engine into a digit based number. (e.g., “one hundred forty seven” -> “147”.)

Date Filter – Used to format dates returned from the speech engine into the user's preferred format. (e.g., “fourth of march two thousand seven” -> “3/4/2007”.)

Currency Filter – Used to format currency returned from the speech engine into the user's preferred format. (e.g., “one hundred twenty bucks” -> “\$120.00”.)

After all of the filters are applied, both the filtered text and original text are returned to the client so that if text to speech is enabled for the user, the original unfiltered text can be used to generate the TTS audio.

Usage Process – Results

The client retrieves the results of the audio by taking the receipt returned from the Submit servlet and submitting it to the Results servlet. This is done in a separate thread on the device and has the option of specifying a timeout parameter, which causes the request to return after a certain amount of time if the results are not available.

The body of the results request contains a serialized Java Results object. This object contains a number of getter functions for the client to extract the type of results screen to advance to (i.e., SMS or results list), the text to display, the text to be used for TTS, any advertising text to be displayed, an SMS trailer to append to the SMS message, etc.

Usage Process – TTS

The user may choose to have the results read back via Text to Speech. This can be an option the user could disable to save network bandwidth, but adds value when in a situation where looking at the screen is not desirable, like when driving.

5 If TTS is used, the TTS string is extracted from the Results object and sent via an HTTP request to the TTS servlet. The request blocks until the TTS is generated and returns audio in the format supported by the phone in the body of the result. This is performed in a separate thread on the device since the transaction may take some time to complete. The resulting audio is then played to the user through the
10 AudioService object on the client.

Usage Process – Correct

As a means of tracking accuracy and improving future SMS based language models, if the user makes a correction to transcribed text on the phone via the keypad
15 before sending the message, the corrected text is submitted to the Correct servlet along with the receipt for the request. This information is stored on the server for later use in analyzing accuracy and compiling a database of typical SMS messages.

Usage Process – Ping

20 Typically, web sessions will timeout after a certain amount of inactivity. The Ping servlet can be used to send a quick message from the client to keep the session alive.

Usage Process – Debug

25 Used mainly for development purposes, the Debug servlet sends logging messages from the client to a debug log on the server.

User Preferences

In one embodiment, the system website has a section where the user can log in
30 and customize their thin client system preferences. This allows them to choose from available Yaplets and assign them to Yap9 keys on their phone. The user preferences are stored and maintained on the server and accessible from the system web

application. This frees the thin client system from having to know about all of the different back-end Yapplets. It just records the audio, submits it to the backend server along with the Yap9 key and Yap9 screen used for the recording and waits for the results. The server handles all of the details of what the user actually wants to have happen with the audio.

The client needs to know what type of format to present the results to the user. This is accomplished through a code in the Results object. The majority of requests fall into one of two categories: sending an SMS message, or displaying the results of a web services query in a list format. Although these two are the most common, the system architecture supports adding new formats.

System Protocol Details are listed in Tables 1-7.

Table 1: Login

Request Headers	Request Body	Response Body
User-Agent	N/A	Yap Session Cookie
Content-Language		
Yap-Phone-Number		
Yap-User-ID		
Yap-Version		
Yap-Audio-Play		
Yap-Audio-Record		

Table 2: Submit

Request Headers	Request Body	Response Body
User-Agent	Binary Audio Data	Submit Receipt
Content-Language		
Yap-Phone-Number		
Yap-User-ID		
Yap-Version		
Yap-9-Screen		
Yap-9-Button		
Content-Type		
Content-Length		

Table 3: Response

Request Headers	Request Body	Response Body
User-Agent	N/A	Results Object
Content-Language		
Yap-Phone-Number		
Yap-User-ID		
Yap-Version		
Yap-Results-Receipt		
Yap-Results-Timeout		

Table 4: Correct

Request Headers	Request Body	Response Body
User-Agent	N/A	N/A
Content-Language		
Yap-Phone-Number		
Yap-User-ID		
Yap-Version		
Yap-Results-Receipt		
Yap-Correction		

5

Table 5: TTS

Request Headers	Request Body	Response Body
User-Agent	N/A	Binary Audio Data
Content-Language		
Yap-Phone-Number		
Yap-User-ID		
Yap-Version		
Yap-TTS-String		

Table 6: Ping

Request Headers	Request Body	Response Body
User-Agent	N/A	N/A
Content-Language		
Yap-Phone-Number		
Yap-User-ID		
Yap-Version		

Table 7: Debug

Request Headers	Request Body	Response Body
User-Agent	N/A	N/A
Content-Language		
Yap-Phone-Number		
Yap-User-ID		
Yap-Version		
Yap-Debug-Msg		

5

Referring to FIG. 2, a flowchart 200 of receiving an SMS, an instant message (IM), email or web service for a client device (e.g., mobile phone) is shown according to one embodiment of the present invention. When the phone receives a message (step 211), system application running status is checked (step 212). If the system application is running, it will process the incoming message (step 214). Otherwise, the phone starts the system application (step 213), then processes the incoming message (step 214). The next step (215) is to determine the type of the incoming message. Blocks 220, 230, 240 and 250 are the flowchart of processing an SMS message, a web service, an instant message and an email, respectively, of the incoming message.

For example, if the incoming message is determined to be an SMS (step 221), it is asked whether to reply to system message (step 222). If yes, it is asked whether a conversation is started (step 223), otherwise, it displays a new conversation screen (step 224). If the answer to whether the conversation is started (step 223) is no, it displays the new conversation screen (step 224) and asking whether the TTS is

20

enabled (step 226), and if the answer is yes, the conversation is appended to the existing conversation screen (225). Then the system asks whether the TTS is enabled (step 226), if the answer is yes, it plays new text with TTS (step 227), and the process is done (step 228). If the answer is no, the process is done (step 228).

5 FIG. 3 shows a flowchart for converting an audio message into a text message according to one embodiment of the present invention. At first, engine task is started (step 311), then audio data from session is retrieved at step 313. At step 315, the system checks whether audio conversion is needed. If the answer is no, the user Yap9 button preferences are retrieved at step 319. If the answer is yes, the engine will
10 convert the audio message at step 317, then the user Yap9 button preferences are retrieved at step 319. Each user can configure their phones to use a different service (or Yapplet) for a particular Yap9 button. These preferences are stored in a database on the backend server. At next step (step 321), the system checks whether the request is for a web service. If the answer is no, audio and grammars are sent to the ASR
15 engine at step 325, otherwise, grammar is collected/generated for the web service at step 323, then the audio and grammars are sent to the ASR engine at step 325. At step 327, the results are collected. Then filters are applied to the results at step 329. There are a number of filters that can be applied to the transcribed text. Some can be user configured (such as SMS, or date), and others will always be applied (like the
20 advertisement filter). At step 331, results object is built, and then the results object is stored in session at step 333.

 FIG. 4 shows a flowchart 400 of a speech recognition engine that uses streaming to begin recognizing/converting speech into text before the user has
25 finished speaking according to one embodiment of the present invention. At first (step 411), a user holds Yap9 button of the phone and speaks. Then the audio is streaming to the server while speaking (step 413). At step 415, the user releases the button, which triggers the server to TTS all results at step 417, then is done (step 419). Alternatively, when the user holds Yap9 button of the phone and speaks at step 411, a
30 thread is created to retrieve results (step 421). Then partial results are request at step 422. At step 423, it is determined whether the results are available. If the results are not available, the server goes to sleep at step 424. Otherwise, the partial results are returned at step 425. Then the results are retrieved and displayed on the phone at step

426. At step 427, it is determined whether all audio messages are processed. If yes, it will end the process (step 428). Otherwise, it goes back to step 422, at which the partial results are requested.

FIG. 5 shows a flowchart 500 of converting a text message to an audio message according to one embodiment of the present invention. At start, the server determines whether to convert text to speech (step 511), then a thread is created to retrieve and play TTS at step 513. At step 515, the audio message is requested from a TTS Servlet by the phone. Then, the text from the request is extracted at step 517. At step 519, the TTS audio message is generated using the TTS engine API/SDK. At step 521, it is determined whether the audio conversion is needed. If needed, the audio message is converted at step 523, and then the TTS audio message is returned at step 525. Otherwise, step 525 is performed. The audio data is extracted at step 527. Then the audio message for playing in audio service is queued at step 529. Then, the process finishes at step 531.

FIGS. 6A through 6H show a flowchart 600 for converting an audio message into a text message according to one embodiment of the present invention. As shown in FIG. 6A, at step 620, a user starts the system application on the client device. Then the user logs into his/her system account at step 621. The backend server retrieves the login information at step 622. At step 623, the backend server checks whether application updates exist. If yes, the server launches browser with new download location at step 625. After updated, the server exits the application (step 626). If the application updates do not exist, the server checks whether a session exists at step 624. If the session exists, the server gets the session ID at step 630. If the session does not exist, the server creates a new session at step 627, retrieves the user preferences and profile from the database at step 628, stores the user information in the session object at step 629, and then gets the session ID at step 630.

At step 631, Yap cookie is returned to the client device (mobile phone). Then the user holds Yap9 button and speaks at step 632, and submits the audio message and button information to the server at step 635. When received, the server then extracts the audio message and Yap9 button information at step 636, stores the audio message and Yap9 button information in the session at step 637, generates a new receipt and/or starts an engine task at step 638, and then performs the recognition engine task at step

639. At step 640, the server returns receipt to the client device. The client device stores the receipt at step 641 and requests the results at step 642, as shown in FIG. 6B.

As shown in FIG. 6C, step 643 corresponds to a process block performed in the server, which extracts the receipt and returns the serialized results object to the client device. At step 644, the client device reconstructs the results object and checks if there are errors at step 645. If there are errors, the server stores the transaction history in an error status at step 648, and the client device plays an error tone at step 649 and returns to the main system user interface screen at step 650. If no error is found at step 645, the client device determines the next screen to display at step 646, then checks whether it is a server based email/IM/SMS at step 647. If it is not the server based email/IM/SMS, a further check is made to determine whether the request is for a client based SMS at step 648. If it is the server based email/IM/SMS, the client device displays a threaded message list for that Yapplet at step 651 and then checks whether the playback is requested at step 652.

If the playback is requested, the server performs step 653, a block process, which looks up gender, nationality, emotion, and other TTS attributes in the user's profile and returns receipt to the client device. If the playback is not requested at step 652, the client device displays the transcription results at step 657. At step 658, the user error correction is performed.

After step 653 is performed, the client device stores receipt at step 654 and requests the results at step 655. Then the server performs step 655a which is same as step 643. The server returns the serialized results object to the client device. The client device performs step 656 to reconstruct results objects, check errors and return to step 657 to display transcription results, as shown in FIG. 6D.

After step 658 is performed in the client device, the client device checks if the user selects a "send" or "cancel" at step 659. If the "cancel" is selected, the server stores the transaction history as cancelled at step 660. Then the client device plays a cancelled tone at step 661 and displays a threaded message list for that Yapplet at step 662. If the "send" is selected at step 659, the client device selects a proper gateway for completing the transaction at step 663, and sends through an external gateway at step 664. Afterward, the server stores the transaction history as successful at step 665. The client device then adds that new entry to the message stack for that Yapplet

at step 666, plays a sent tone at step 667 and displays the threaded message list for that Yapplet at step 668, as shown in FIG. 6E.

At step 648, as shown in FIG. 6C, if the request is for a client based SMS, the client device displays the threaded message list for that Yapplet at step 663, as shown in FIG. 6E, then checks whether a playback is requested at step 664. If the playback is requested, the server run a block process 665, which is same as the process 653, where the server looks up gender, nationality, emotion, and other TTS attributes in the user's profile and returns receipt to the client device. If the playback is not requested at step 664, the client device displays the transcription results at step 676. At step 10 677, the user error correction is performed.

After step 671 is performed, as shown in FIG. 6E, the client device stores receipt at step 672 and requests the results at step 673. Then the server performs step 674 which is same as step 643. The server returns the serialized results object to the client device. The client device then performs step 675 to reconstruct results objects, 15 check errors and return to step 676 to display transcription results, as shown in FIG. 6F.

After step 677 is performed in the client device, the client device checks if the user selects a "send" or "cancel" at step 678. If the "cancel" is selected, the server stores the transaction history as cancelled at step 679. Then the client device plays a cancelled tone at step 680 and displays a threaded message list for that Yapplet at step 20 681. If the "send" is selected at step 678, the client device selects a proper gateway for completing the transaction at step 683, and sends through an external gateway at step 683. Afterward, the server stores the transaction history as successful at step 684. The client device then adds that new entry to the message stack for that Yapplet at step 25 685, plays a sent tone at step 686 and displays the threaded message list for that Yapplet at step 687, as shown in FIG. 6G.

After step 648, as shown in FIG. 6C, if the request is not for a client based SMS, the client device further checks whether the request is a web service at step 688. If it is not a web service, the client device plays an error tone at step 689 and displays the Yap9 main screen at step 690. If it is a web service, the client device show the web service result screen at step 691 and then checks whether a playback is requested at step 692. If no playback is requested, the user views and/or interacts with the 30

results at step 698. If a playback is requested at step 692, the server perform a block process 693, which is same as the process 653 shown in FIG. 6C, to look up gender, nationality, emotion, and other TTS attributes in the user's profile and return receipt to the client device. The client device stores the receipt at step 694 and requests the
5 results at step 695. Then, the server runs the process 696, which is the same as the process 643 shown in FIG. 6C, to return the serialized results object to the client device. The client device then performs step 697 to reconstruct results objects, check errors and return to step 698 where the user views and/or interacts with the results, as shown in FIG. 6H.

10 FIG. 7 schematically illustrates the architecture of the system according to one embodiment of the present invention.

FIG. 8 shows a flowchart of Yap EAR according to one embodiment of the present invention.

In one embodiment of the present invention, a user interface (UI) uniquely
15 suited for mobile environments is disclosed, as shown in FIG. 9. In this exemplary UI, "Yap9" is a combined UI for short message service (SMS), instant messaging (IM), email messaging, and web services (WS) ("Yapplets").

Home Page

20 When first opening the application, the user is greeted with "Yap on!" (pre-recorded/embedded or dynamically generated by a local/remote TTS engine) and presented a list of their favorite 9 messaging targets, represented by 9 images in squares shown in FIG. 9A. These can be a combination of a system account, cell phone numbers (for SMS), email addresses, instant messaging accounts, or web
25 services (Google, Yahoo!, etc.).

On all screens, a logo or similar branding is preferably presented on the top left, while the microphone status is shown on the top right.

From this page, users are able to select from a list of default logos and their constituent web services or assign a picture to each of their contacts. In this example,
30 "1" is mapped to a system account, "2" is mapped to Recipient A's cell phone for an SMS, and "9" is mapped to Yahoo! Local. Each one of these contacts has a color coded status symbol on this screen, for example,

Red: no active or dormant conversation;

Blue: dormant conversation;

Yellow: transcription ready to send;

Green: new message or result received.

5 The overall theme/color is configurable and can be manually or automatically changed for branding by third parties. In addition, it can respond to external conditions, with examples including local weather conditions, nearby advertisers, or time of day/date using a JSR, similar mobile API, or carrier-specific location based services (LBS) APIs.

10 Instead of a small dot, the space between the icon and the elements is used to color the status, so it is easier to see. The user is able to scroll through these boxes using the phones directional pad and select one by pressing in. An advertising area is reserved above and below the “Yap9” list.

When a user selects a square and click options, the UI rotates to reveal a
15 configuration screen for that square. For example, “my Yaps” takes the user to a list of last 50 “Yaps” in threaded view. “Yap it!” sends whatever is in the transcribed message area. Tapping “0” preferably takes the user back to the “home page” from any screen within the system, and pressing green call/talk button preferably allows the user to chat with help and natural language understanding (NLU) router for off-deck
20 applications.

In the “Home” screen, the right soft button opens an options menu. The first item in the list is a link to send the system application to a friend. Additional options include “Configuration” and “Help”. The left soft button links the user to the message stream. In the Home page, pressing “*” preferably key takes the user to a
25 previous conversation, pressing “#” key preferably takes the user to the next conversation, and '0' preferably invokes the 2nd and further levels of “Yap9”s.

Messaging

The primary UI is the “Yap9” view, and the second is preferably a threaded
30 list of the past 50 sent and received messages in a combined view, and attributed to each user or web service. This is pulled directly out and written to the device’s SMS inbox and outbox via a JSR or similar API. This also means that if they delete their

list of pre-defined profile questions that User X has entered into the system. For example, if User A hits the "0" key and asks: "what can I ask about User B?" (assuming User B is in the address book and is a user of the system). The system responds with a list of questions User B has answered:

- 5 "Favorite color"
 "Pet's name"
 "Shoe size"
 "Favorite bands"
 "University attended"

10 The user presses "0" again and asks, "ask [User B] for [his/her] favorite color". The system responds: "User B's favorite color is 'orange'". Basically, this becomes a fully personalized concierge.

Configuration options

15 There are beginner and advanced modes to the application. The advanced mode is a superset of the beginner features.

The beginner mode allows a user to...

- select from English, Spanish, or other languages mode, for both input and output; and
- 20 • profile zip or postal codes and/or full addresses for home, work, school and other locations, if the current phone does not support JSR 179 or a proprietary carrier API for locking into the current GPS position.

The advanced mode allows a user to

- turn off the "Yap on!" welcome greeting, "Yap sent!" prompt, Yap received dings or any other prompts;
- 25 • turn off the TTS or audio for LBS, weather, news, etc.;
- select the gender and nationality of the TTS (US male, US female, UK male, UK female, US Spanish male, US Spanish female, etc.);
- turn off transcription and simply send the messages as an audio file via MMS or email attachments;
- 30 • tell the application which default tab it should open (Home a.k.a. "Yap9", message stream, or a particular user or web service);

- customize the sending and receiving text colors;
- turn off ability for friends to check the current location; and
- list the applications, transcription, TTS, and voice server IP addresses as well as a version number.

5 According to the present invention, application startup time is minimized considerably. Round trip times of about 2 seconds or less for grammar based queries. It is almost instantaneous. Round trip times of about 5 seconds or less for transcription based messages.

 Since this is significantly slower than grammars, the system allows the user to
10 switch to other conversations while waiting on a response. In effect, multiple conversations are supported, each with a threaded view. Each one of these conversations would not be batch processed. Preferably, they each go to a different transcription server to maximize speed. If the user remains in a given transcription screen, the result is streamed so that the user sees it being worked on.

15 The foregoing description of the exemplary embodiments of the invention has been presented only for the purposes of illustration and description and is not intended to be exhaustive or to limit the invention to the precise forms disclosed. Many modifications and variations are possible in light of the above teaching.

 The embodiments were chosen and described in order to explain the principles
20 of the invention and their practical application so as to enable others skilled in the art to utilize the invention and various embodiments and with various modifications as are suited to the particular use contemplated. Alternative embodiments will become apparent to those skilled in the art to which the present invention pertains without departing from its spirit and scope. Accordingly, the scope of the present invention is
25 defined by the appended claims rather than the foregoing description and the exemplary embodiments described therein.

CLAIMS

What is claimed is:

- 5 1. A method for converting an audio message into a text message, comprising the steps of:
 - a. initializing a client device so that the client device is capable of communicating with a backend server;
 - b. recording an audio message in the client device;
 - 10 c. transmitting the recorded audio message from the client device to a backend server through a client-server communication protocol;
 - d. converting the transmitted audio message into the text message in the backend server; and
 - e. sending the converted text message back to the client device.
- 15 2. The method of claim 1, further comprising the step of forwarding the converted text message to one or more recipients.
- 20 3. The method of claim 1, further comprising the step of displaying the converted text message on the client device.
- 4. The method of claim 1, further comprising the step of displaying advertising messages and/or icons on the client device according to keywords containing in the converted text message, wherein the keywords are associated with the advertising messages and/or icons.
- 25 5. The method of claim 1, further comprising the step of locating the position of the client device through a global positioning system (GPS).
- 30 6. The method of claim 5, further comprising the step of listing locations, proximate to the position of the client device, of a target of interest presented in the converted text message.

7. The method of claim 1, wherein the client device comprises a microphone, a speaker and a display.
- 5 8. The method of claim 7, wherein the client device comprises a mobile phone.
9. The method of claim 1, wherein the backend server comprises a plurality of applications.
- 10 10. The method of claim 9, wherein the client device comprises a keypad having a plurality of buttons configured such that each button is associated with one of the plurality of applications.
11. The method of claim 9, wherein the client device comprises a user interface (UI) having a plurality of tabs configured such that each tab is associated with a plurality of user preferences.
- 15
12. The method of claim 9, wherein the step of initializing the client device comprises the steps of:
- 20 a. initializing a desired application from the client device; and
b. logging into a client account in the backend server from the client device.
13. The method of claim 9, wherein the backend server comprises an ad filter, SMS filter, obscenity filter, number filter, date filter, and currency filter.
- 25
14. The method of claim 9, wherein the converting step is performed with a speech recognition algorithm.
- 30 15. The method of claim 14, wherein the speech recognition algorithm comprises a grammar algorithm and/or a transcription algorithm.

16. The method of claim 1, wherein the backend server comprises a text-to-speech engine (TTS) for generating an audio message from a text message.
17. The method of claim 1, wherein the client-server communication protocol
5 comprises an HTTP and/or HTTPS.
18. The method of claim 17, wherein the client-server communication is through a communication service provider of the client device and/or the Internet.
- 10 19. The method of claim 1, wherein the text message comprises an SMS text message.
20. A method for converting an audio message into a text message, comprising the steps of:
- 15 a. initializing a client device so that the client device is capable of communicating with a backend server;
- b. speaking to the client device to create a stream of an audio message;
- c. simultaneously transmitting the audio message from the client device to a backend server through a client-server communication protocol;
- 20 d. converting the transmitted audio message into the text message in the backend server; and
- e. sending the converted text message back to the client device.
21. The method of claim 20, further comprising the step of forwarding the
25 converted text message to one or more recipients.
22. The method of claim 20, further comprising the step of displaying the converted text message on the client device.
- 30 23. The method of claim 20, further comprising the step of displaying advertising messages and/or icons on the client device according to keywords containing

in the converted text message, wherein the keywords are associated with the advertising messages and/or icons.

- 5
24. The method of claim 20, further comprising the step of locating the position of the client device through a global positioning system (GPS).
25. The method of claim 24, further comprising the step of listing locations, proximate to the position of the client device, of a target of interest presented in the converted text message.
- 10
26. The method of claim 20, wherein the client device comprises a microphone, a speaker and a display.
27. The method of claim 20, wherein the backend server comprises a plurality of applications.
- 15
28. The method of claim 27, wherein the step of initializing the client device comprises the steps of:
- a. initializing a desired application from the client device; and
 - 20 b. logging into a client account in the backend server from the client device.
29. The method of claim 20, wherein the converting step is performed with a speech recognition algorithm.
- 25
30. The method of claim 29, wherein the speech recognition algorithm comprises a grammar algorithm and/or a transcription algorithm.
31. The method of claim 20, wherein the client-server communication protocol
- 30 comprises an HTTP and/or HTTPS.

32. The method of claim 31, wherein the client-server communication is through a communication service provider of the client device and/or the Internet.
33. A method for converting an audio message into a text message, comprising the steps of:
- 5
- a. transmitting an audio message from a client device to a backend server through a client-server communication protocol; and
 - b. converting the audio message into a text message in the backend server.
- 10 34. The method of claim 33, further comprising the steps of:
- a. initializing the client device so that the client device is capable of communicating with the backend server; and
 - b. creating the audio message in the client device.
- 15 35. The method of claim 34, further comprising the step of sending the converted text message back to the client device.
36. The method of claim 35, further comprising the step of forwarding the converted text message to one or more recipients.
- 20 37. The method of claim 35, further comprising the step of displaying the converted text message on the client device.
38. The method of claim 33, wherein the converting step is performed with a speech recognition algorithm.
- 25 39. The method of claim 38, wherein the speech recognition algorithm comprises a grammar algorithm and/or a transcription algorithm.
- 30 40. The method of claim 33, wherein the client-server communication protocol comprises an HTTP and/or HTTPS.

41. The method of claim 40, wherein the client-server communication is through a communication service provider of the client device and/or the Internet.
42. Software stored on a computer readable medium for causing a client device
5 and/or a backend server to perform functions comprising:
- a. establishing communication between the client device and the backend server;
 - b. dictating an audio message in the client device;
 - c. transmitting the audio message from the client device to the backend
10 server through the established communication;
 - d. converting the audio message into the text message in the backend server; and
 - e. sending the converted text message back to the client device.
- 15 43. The software of claim 42, wherein the functions further comprise directing the converted text message to one or more recipients.
44. The software of claim 42, wherein the functions further comprise displaying
20 the converted text message on the client device.
45. The software of claim 42, wherein the functions further comprise displaying
advertising messages and/or icons on the client device according to keywords
containing in the converted text message, wherein the keywords are associated
with the advertising messages and/or icons.
- 25 46. The software of claim 42, wherein the functions further comprise listing
locations, proximate to the position of the client device, of a target of interest
presented in the converted text message.
- 30 47. The software of claim 42, comprising a plurality of web applications.

48. The software of claim 47, wherein each of the plurality of web applications is a J2EE application.
49. The software of claim 42, wherein the communication between the client
5 device and the backend server is performed through an HTTP and/or HTTPS.
50. The software of claim 42, wherein the converting step is performed with a speech recognition algorithm.
- 10 51. The software of claim 50, wherein the speech recognition algorithm comprises a grammar algorithm and/or a transcription algorithm.
52. A system for converting an audio message into a text message, comprising:
- 15 a. a client device;
- b. a backend server; and
- c. software installed in the client device and the backend server for causing the client device and/or the backend server to perform functions comprising:
- 20 (i). establishing communication between the client device and the backend server;
- (ii). dictating an audio message in the client device;
- (iii). transmitting the audio message from the client device to the backend server through the established communication;
- (iv). converting the audio message into the text message in the
25 backend server; and
- (v). sending the converted text message back to the client device.
53. The system of claim 52, wherein the client device comprises a microphone, a speaker and a display.
- 30 54. The system of claim 52, wherein the client device comprises a mobile phone.
55. The system of claim 52, wherein the backend server comprises a database.

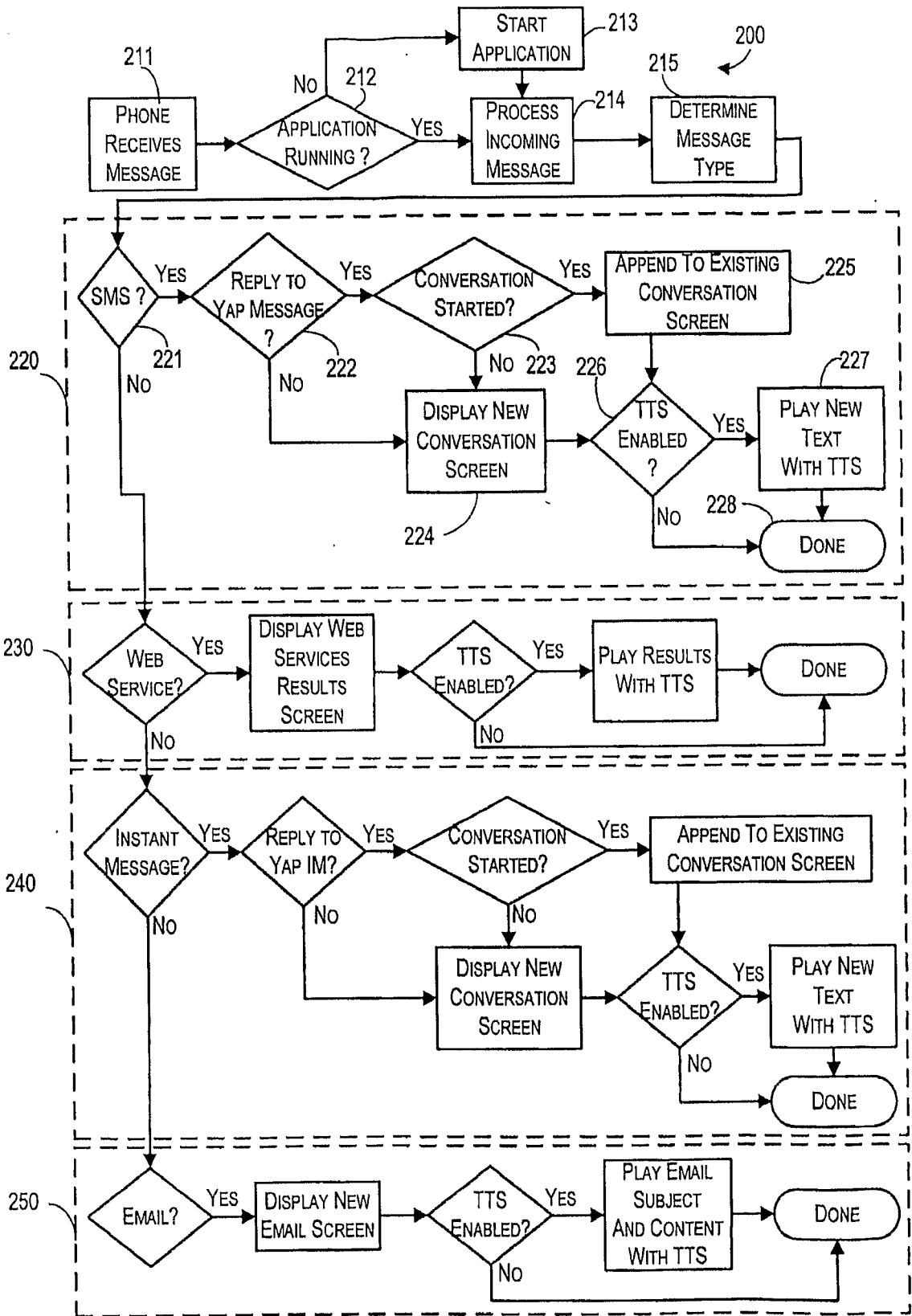


FIG. 2

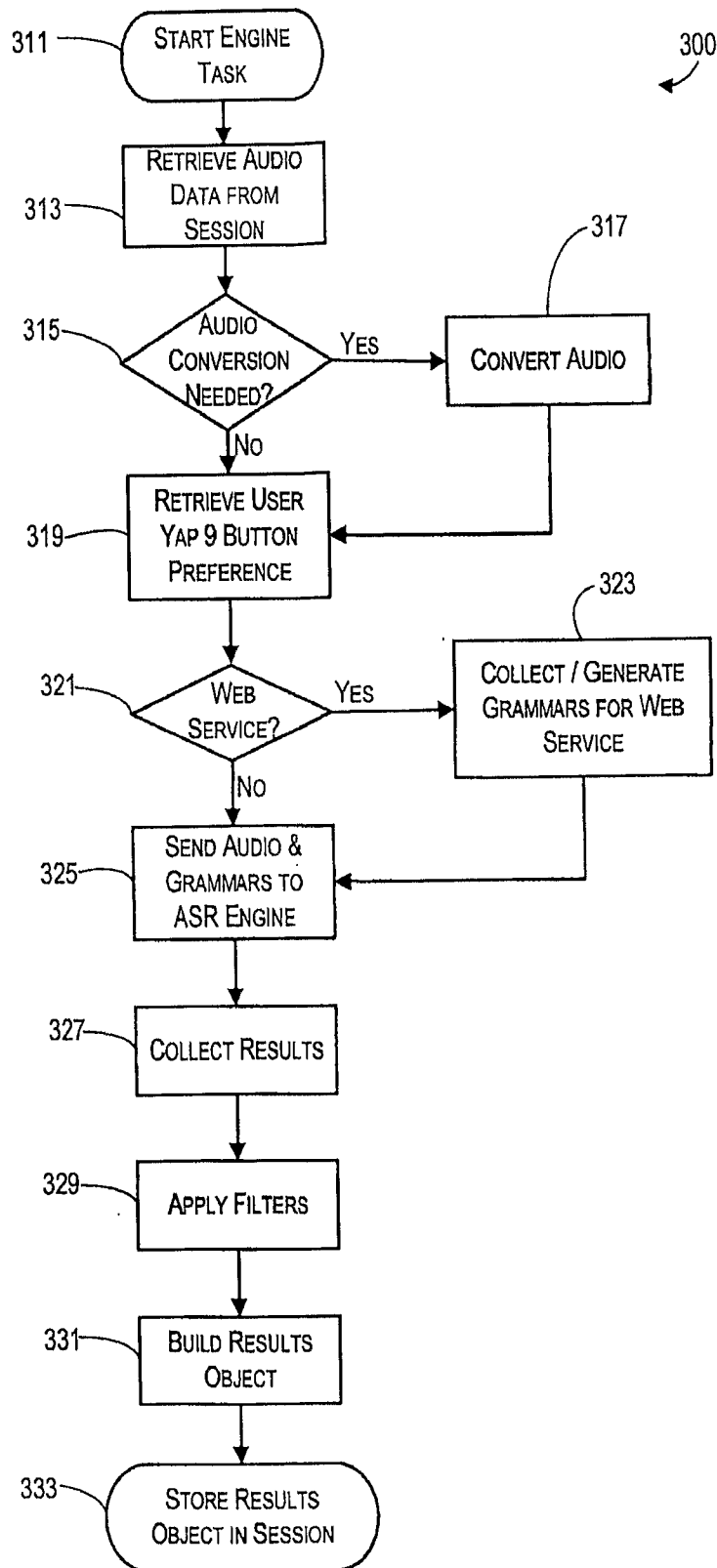


FIG. 3

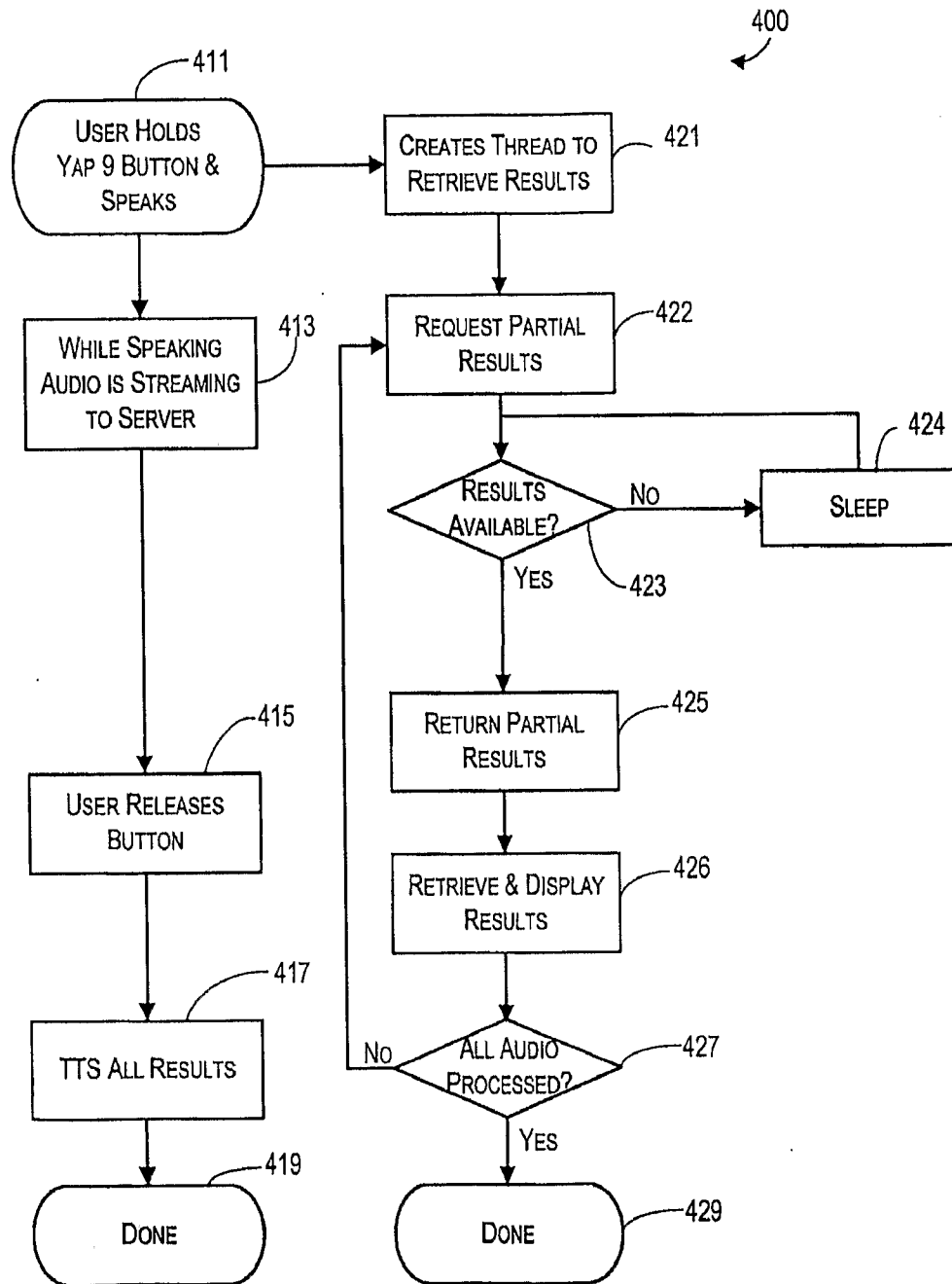


FIG. 4

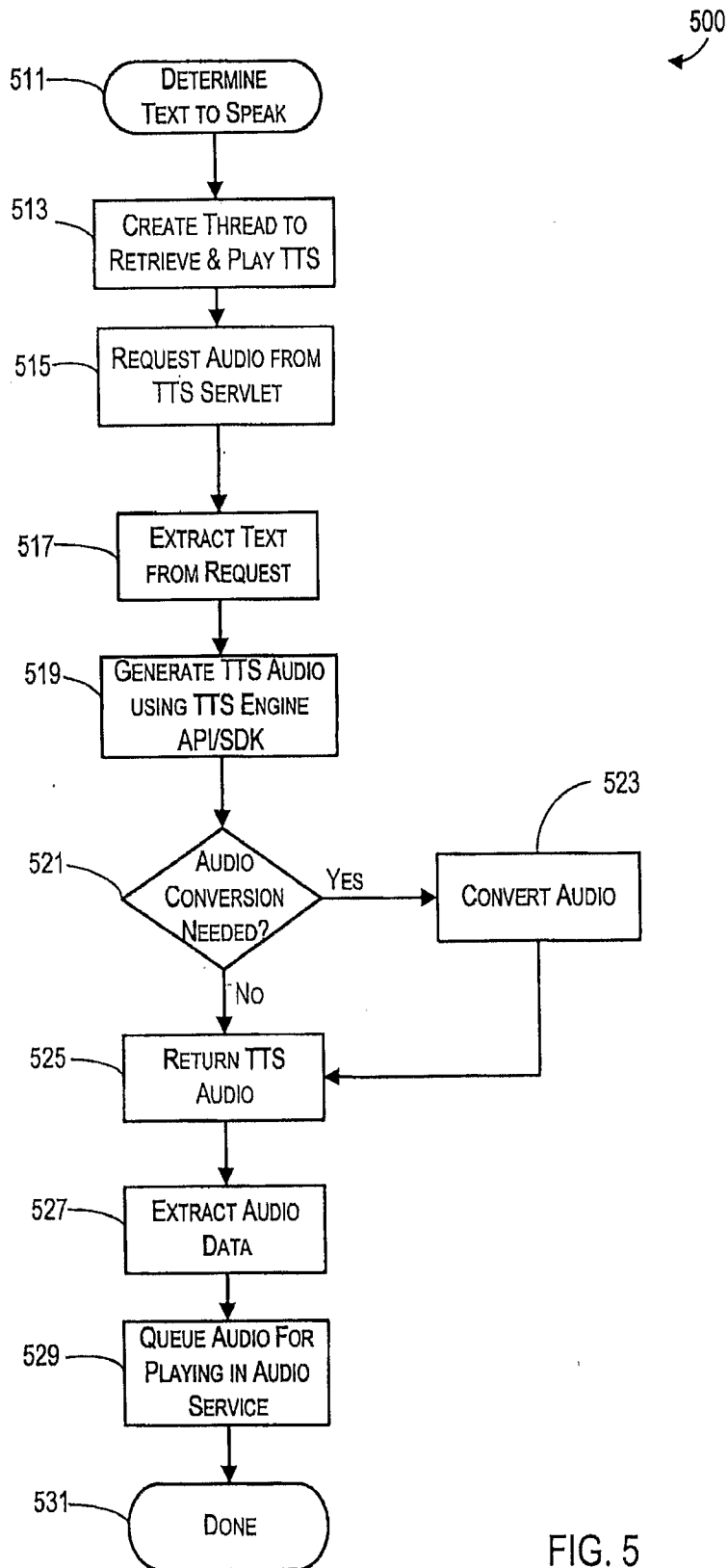


FIG. 5

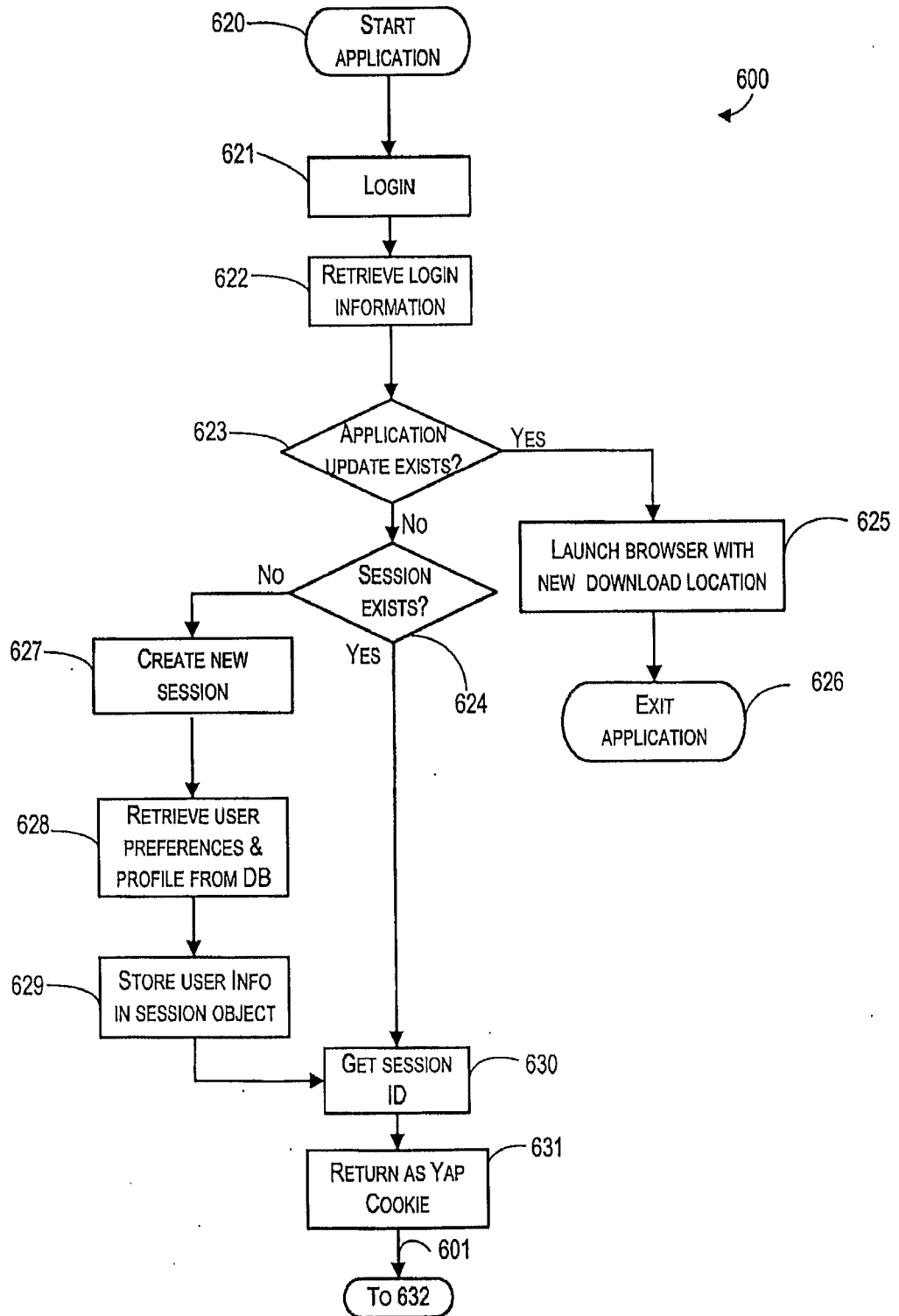


FIG. 6A

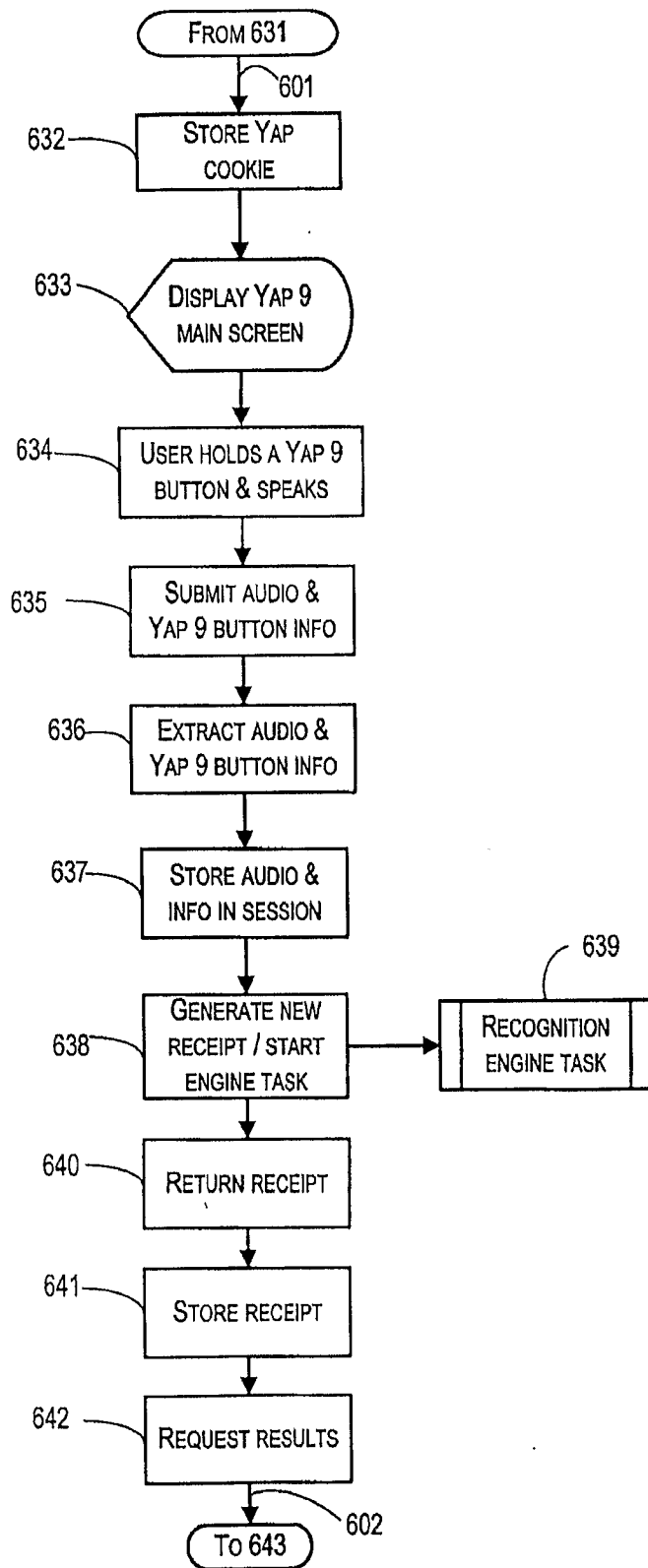


FIG. 6B

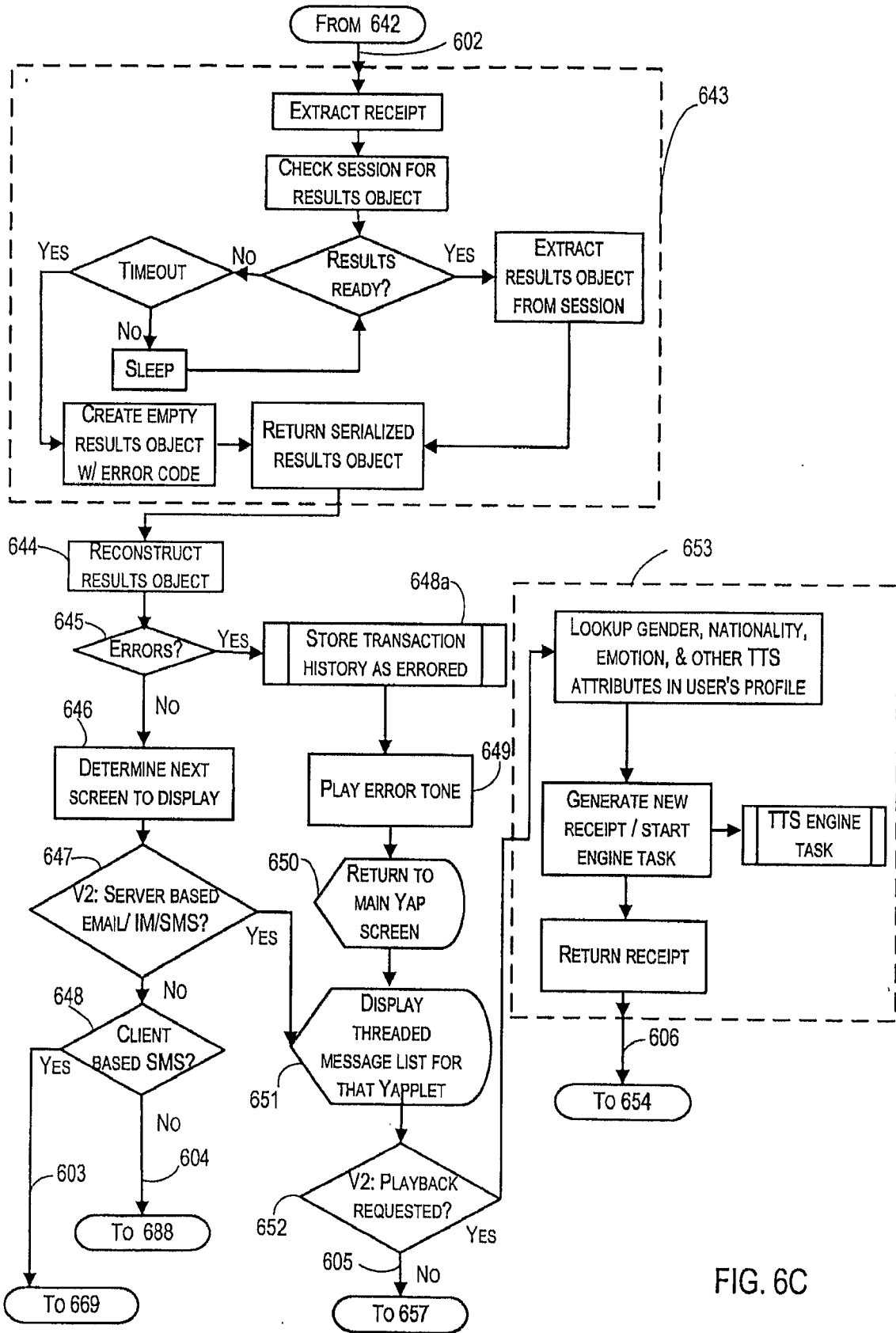


FIG. 6C

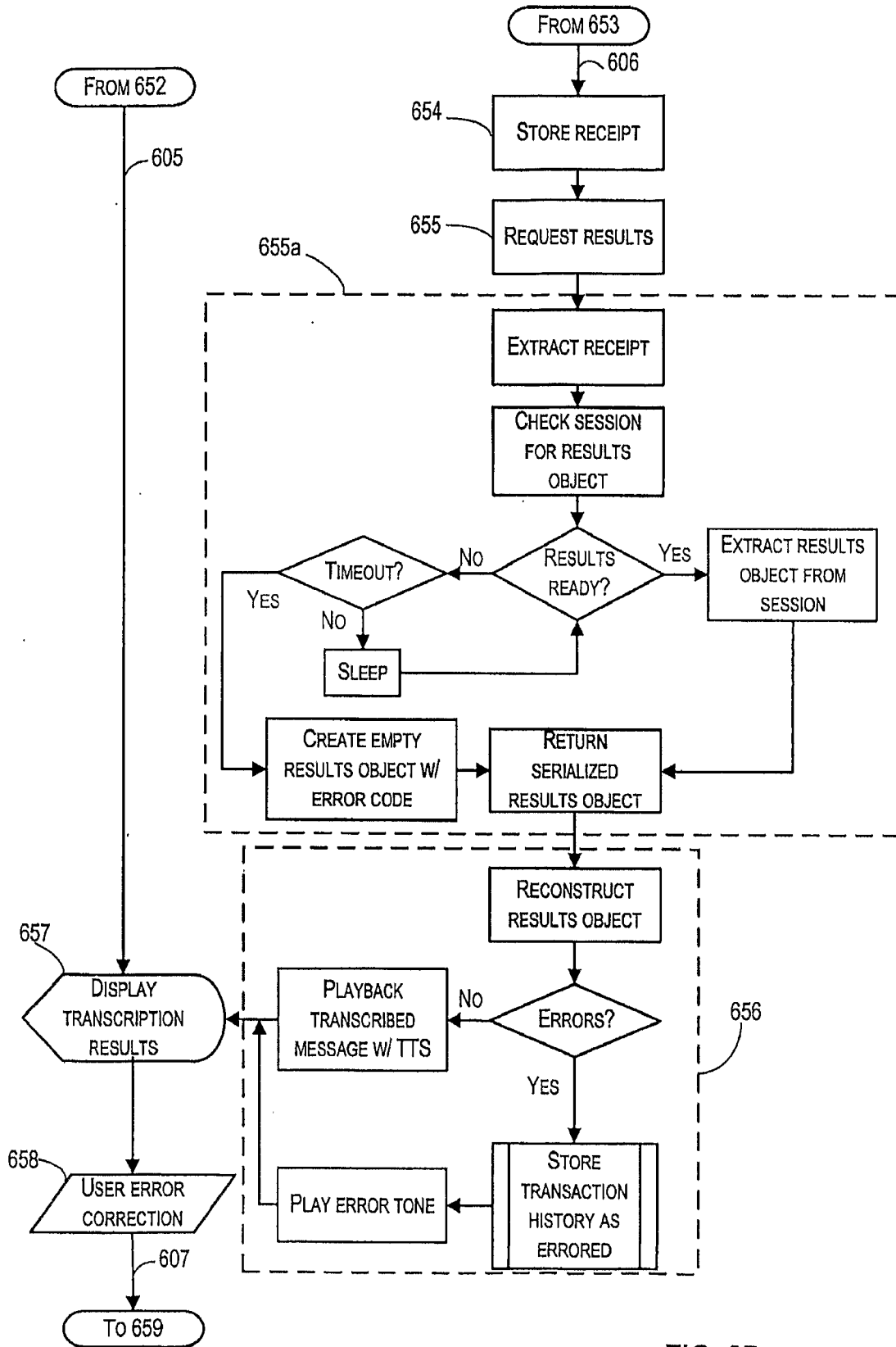


FIG. 6D

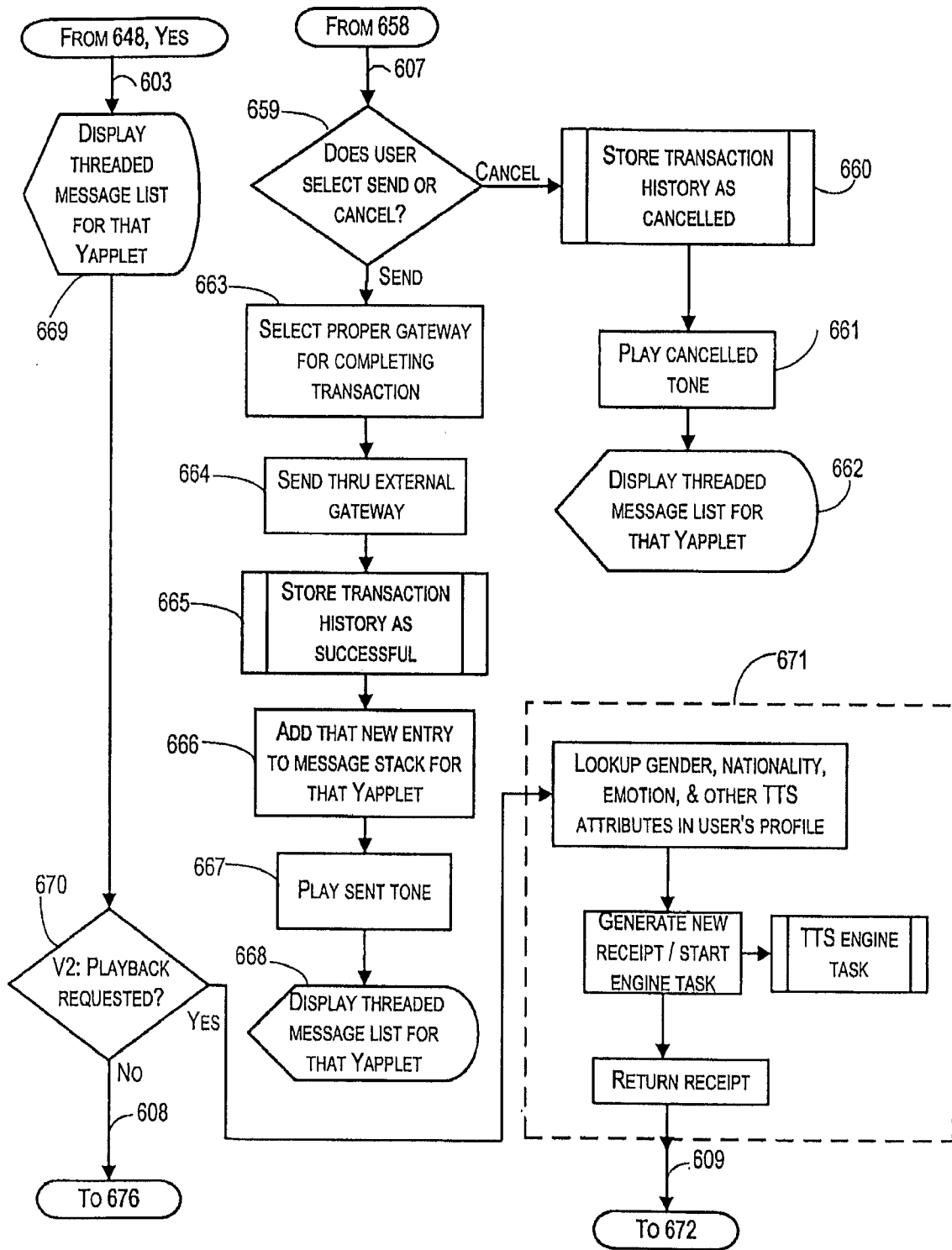


FIG. 6E

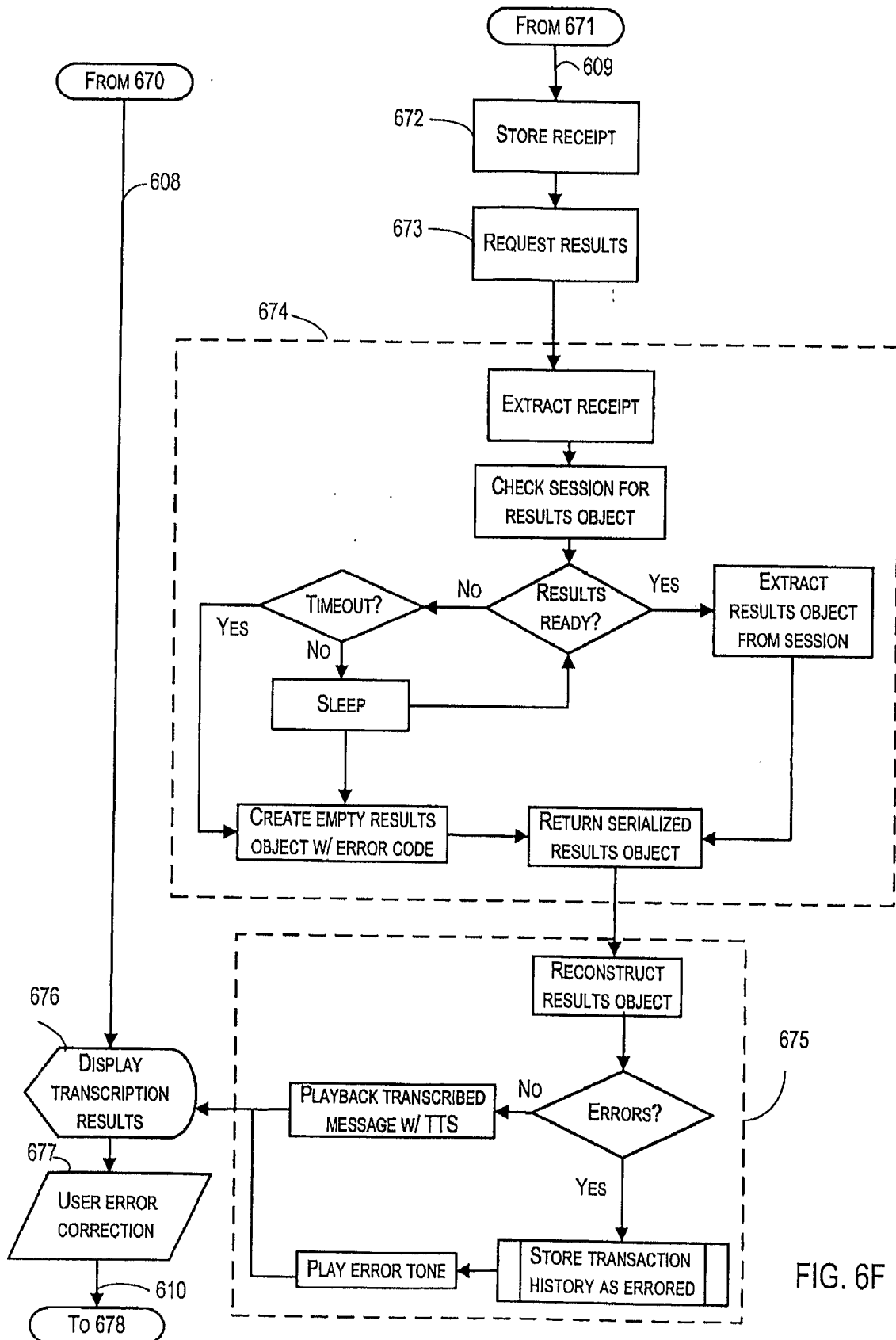


FIG. 6F

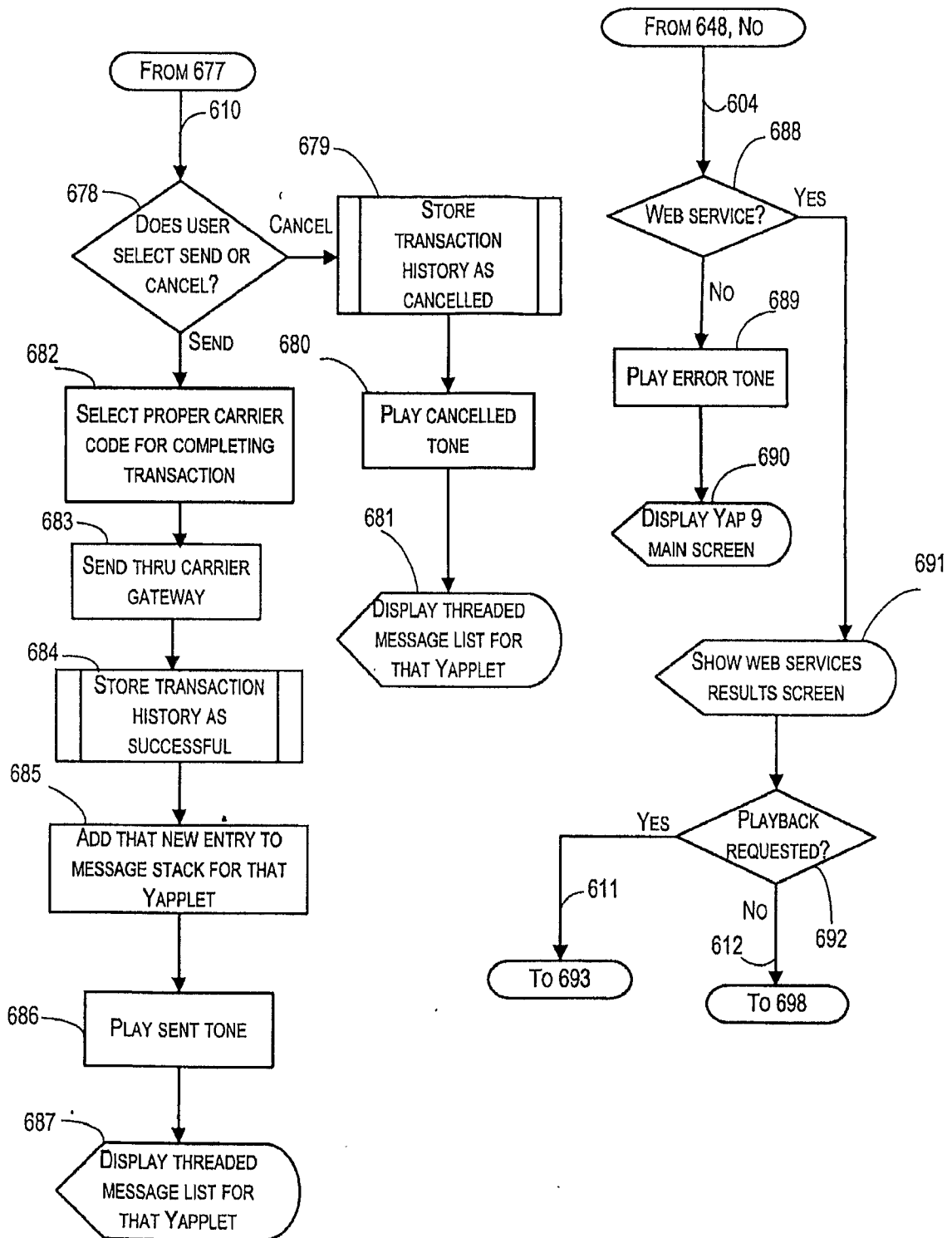


FIG. 6G

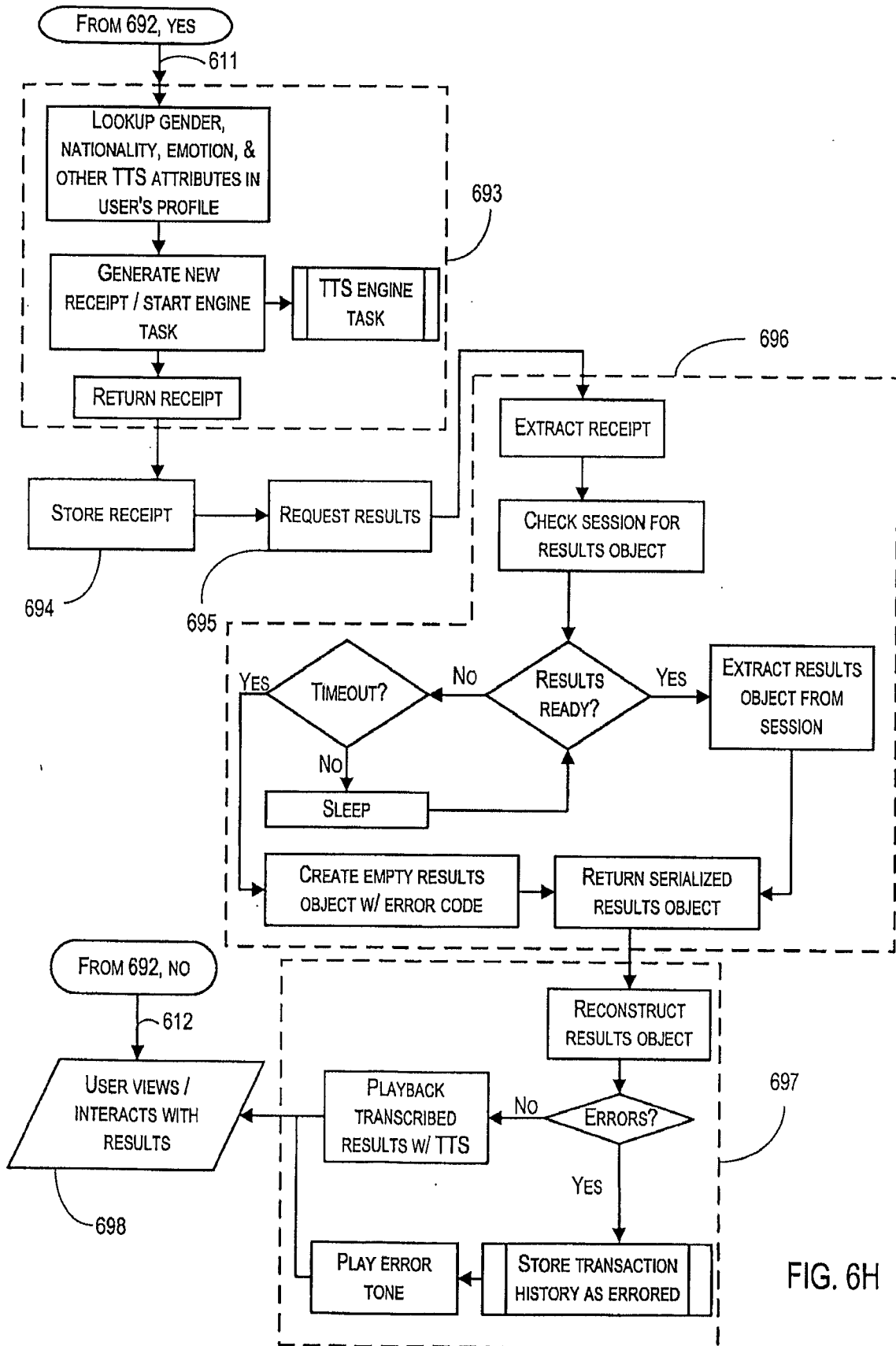


FIG. 6H

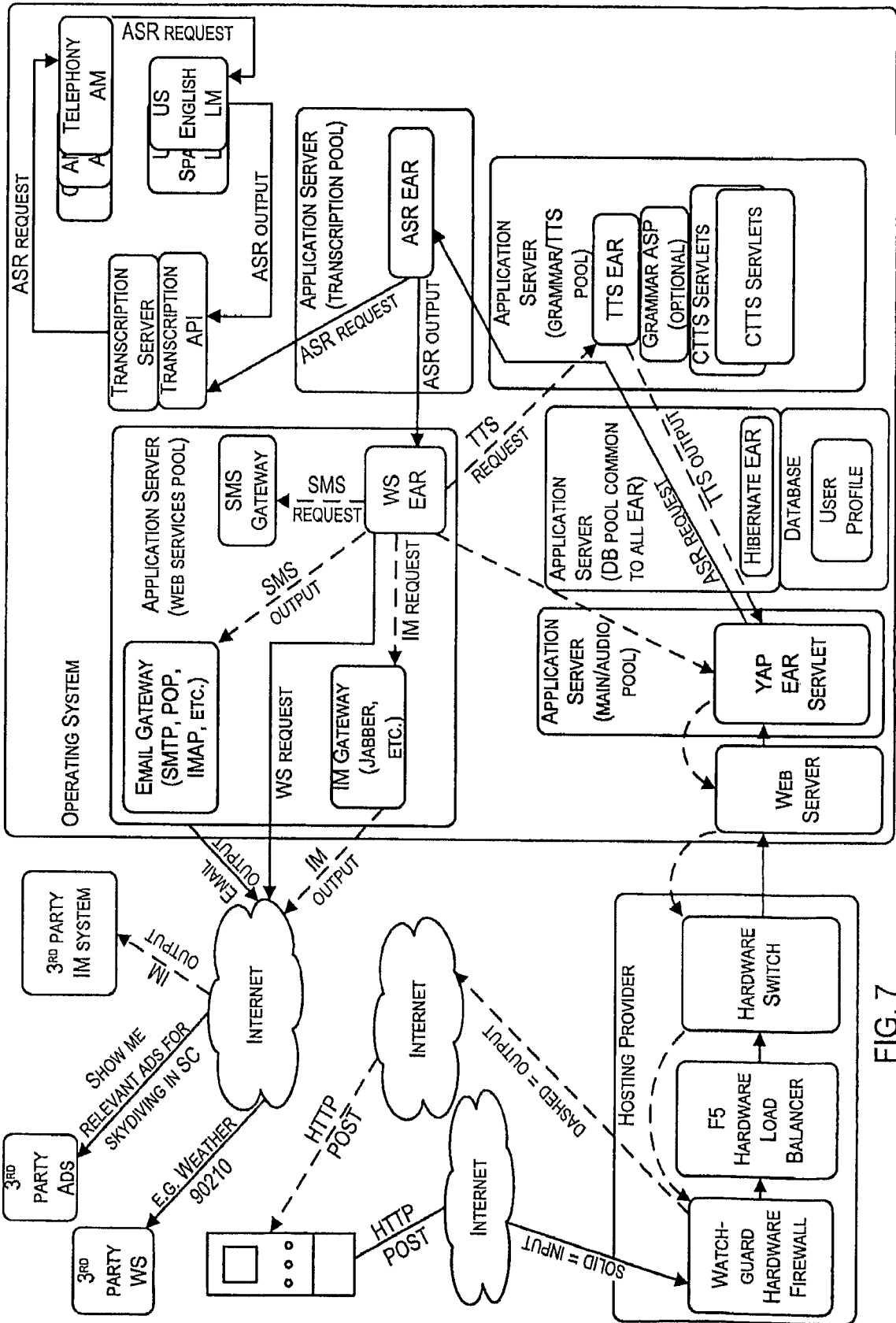


FIG. 7

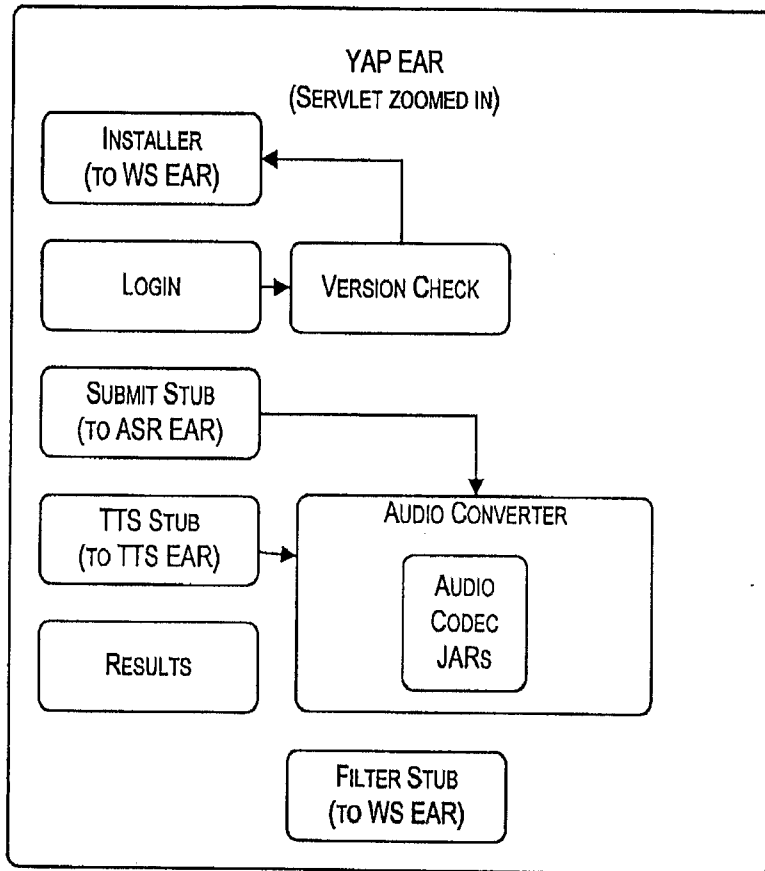




FIG. 8




(A)



(B)



(C)



(D)

FIG. 9