

R. LIEBMANN.
Button.

No. 219,743.

Patented Sept. 16, 1879.

Fig. 1.

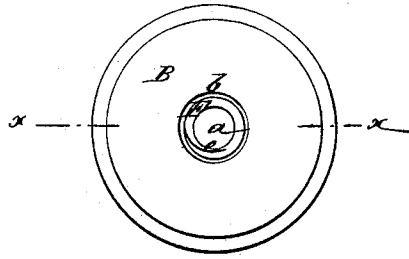


Fig. 2.

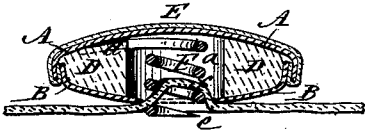
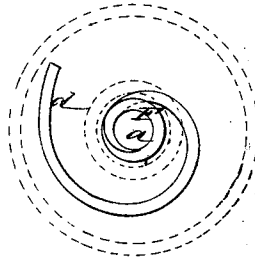


Fig. 3.



WITNESSES:

C. Neveu
C. Sedgwick

INVENTOR:

R. Liebmann
BY *Mum & Co*
ATTORNEYS.

UNITED STATES PATENT OFFICE.

RUDOLPH LIEBMANN, OF NEW YORK, N. Y.

IMPROVEMENT IN BUTTONS.

Specification forming part of Letters Patent No. 219,743, dated September 16, 1879; application filed March 28, 1879.

To all whom it may concern:

Be it known that I, RUDOLPH LIEBMANN, of the city, county, and State of New York, have invented a new and Improved Button, of which the following is a specification.

This invention relates specifically to improvements in the manner of fastening cloth buttons, and others of similar shape, to the clothing. The object thereof is to enable the buttons to be quickly and easily applied to the clothing without thread and without injuring the material.

It consists in providing the button with a socket in which is inserted a spiral spring, and in applying it by causing the free end of the spring to engage the material and draw it up into the socket, so as to form a shank, which is held securely, and thus fastens the button to the clothing.

In the accompanying drawings, Figure 1 is the back of the button. Fig. 2 is a section on line *x x*, and Fig. 3 shows the manner of confining the end of the spring within the button.

Similar letters of reference indicate corresponding parts.

Referring to the drawings, A represents the shell of the button. B is the collet. D is the pad, and E is the cover. In the center of the pad is a socket, *a*, coinciding with an opening, *b*, in the collet. F represents the spiral spring, having its end *d* held between the pad and shell, the spring itself being confined within the socket, and its free sharpened end *e* projects just without the opening *b* in the collet, as clearly shown in Fig. 2.

The button is applied by entering the sharpened end *e* in the material, and screwing it until the part of the material inclosed by the spring is drawn up around it in the socket and forms a shank, *f*, thus fastening the button securely, and furnishing a shank of cloth or other material for contact with the edges of the button-hole, thus avoiding the rapid wear that ensues when an uncovered metal shank or stud is employed. In addition, buttons made in this manner can be applied much more quickly and easily than by sewing, whereby several sets of fancy buttons may be used for the same costume.

Having thus fully described my invention, I claim as new and desire to secure by Letters Patent—

1. An improved button provided with a central socket, *a*, and spiral spring F, held within the said socket, with its free end *e* projecting below the opening in the collet B, substantially as and for the purpose set forth.

2. In combination with a button provided with a socket, *a*, the spiral spring F, one end whereof is confined within the button, while the free end projects out of the same for the purpose of engaging the material and drawing it up within the socket to form a shank and fasten the button to the clothing, substantially as described.

RUDOLPH LIEBMANN.

Witnesses:

C. SEDGWICK,
J. H. SCARBOROUGH.