



US00D583202S

(12) **United States Design Patent**
Nellenbach et al.

(10) **Patent No.:** **US D583,202 S**

(45) **Date of Patent:** **** Dec. 23, 2008**

(54) **HANDLE FOR ALUMINUM GARDEN SHEARS**

(75) Inventors: **Michael Nellenbach**, Clawson, MI (US);
Curtis Bailey, Birmingham, MI (US);
David Wilson, Kimball, MI (US);
Daniel Genord, South Lyon, MI (US)

(73) Assignee: **Ames True Temper, Inc.**, Camp Hill, PA (US)

(**) Term: **14 Years**

(21) Appl. No.: **29/317,785**

(22) Filed: **May 7, 2008**

(51) **LOC (8) Cl.** **08-01**

(52) **U.S. Cl.** **D8/5**

(58) **Field of Classification Search** D8/4,
D8/5, 57, 1, 7; 30/251, 262, 260, 299, 135,
30/287, 261, 252, 124; D24/146, 147
See application file for complete search history.

(56) **References Cited**

U.S. PATENT DOCUMENTS

D194,185 S *	12/1962	Rogers	D8/5
D305,090 S *	12/1989	Collins et al.	D8/4
D336,412 S *	6/1993	Wensley et al.	D8/5
D342,657 S *	12/1993	Choi	D8/5
6,301,787 B2 *	10/2001	Mock	30/262
D503,595 S *	4/2005	Lipscomb et al.	D8/5
D506,906 S *	7/2005	Wu	D8/5
6,964,099 B1 *	11/2005	Zeng	30/254

D567,601 S * 4/2008 Klecker et al. D8/5

* cited by examiner

Primary Examiner—Holly H Baynham
Assistant Examiner—Sheryl Lane
(74) *Attorney, Agent, or Firm*—David C. Jenkins; Eckert
Seamans Cherin & Mellott, LLC

(57) **CLAIM**

The design for a handle for aluminum garden shears, as shown and described.

DESCRIPTION

FIG. 1 is an isometric view of the handle for aluminum garden shears.

FIG. 2 is a right side view of the handle for aluminum garden shears.

FIG. 3 is a left side view of the handle for aluminum garden shears.

FIG. 4 is a top view of the handle for aluminum garden shears.

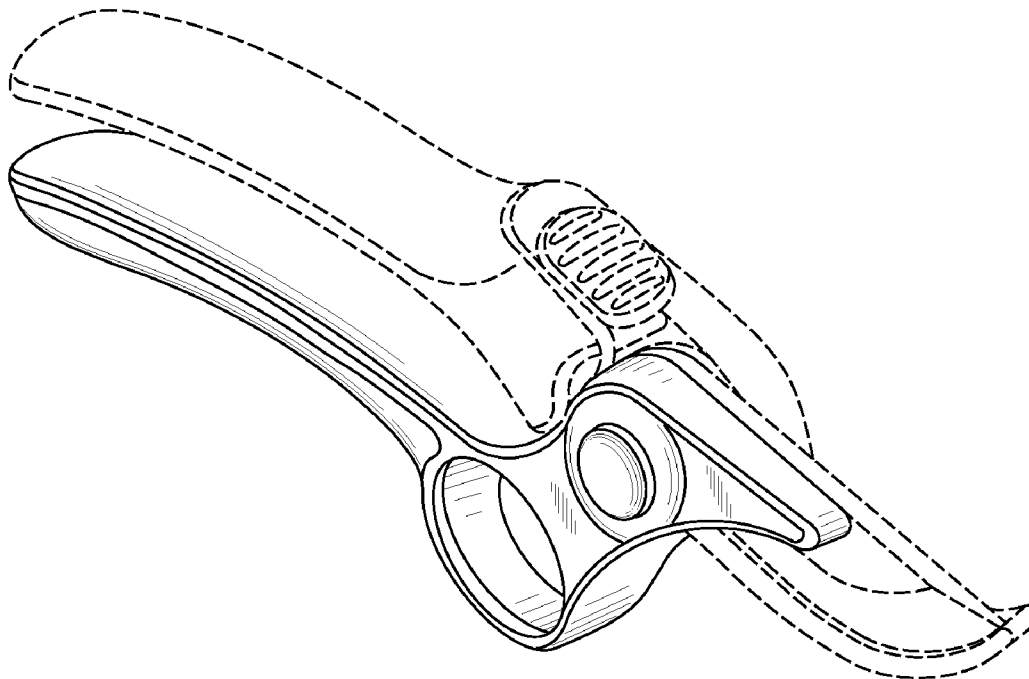
FIG. 5 is a bottom view of the handle for aluminum garden shears.

FIG. 6 is a front end view of the handle for aluminum garden shears.

FIG. 7 is a back end view of the handle for aluminum garden shears.

The broken line showing of the garden shears is included for the purpose of illustrating boundaries and forms no part of the claimed design.

1 Claim, 4 Drawing Sheets



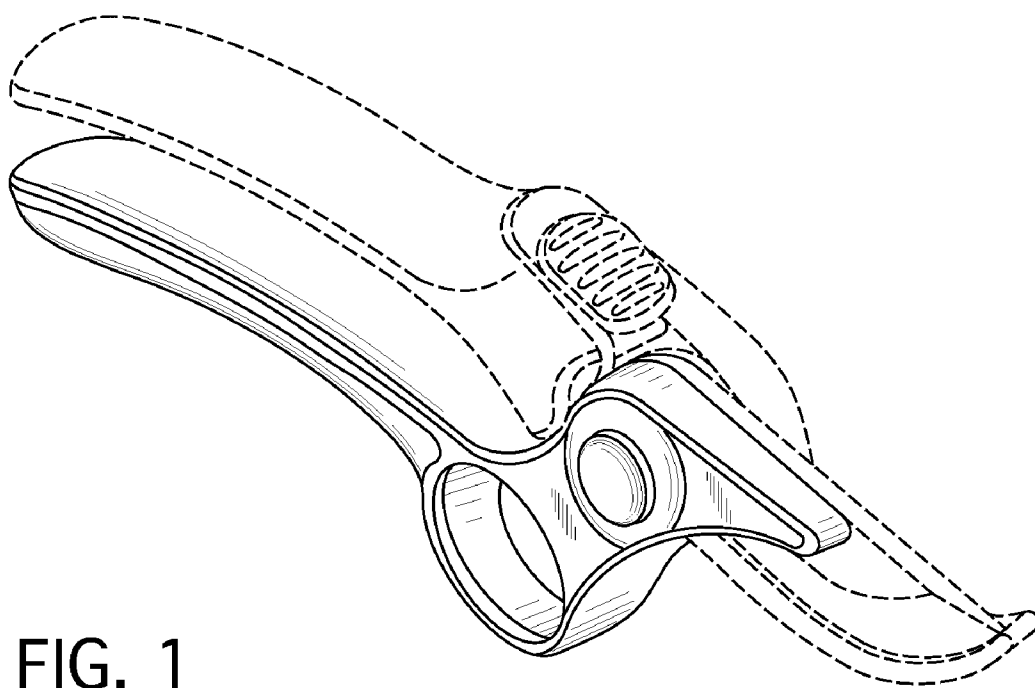


FIG. 1

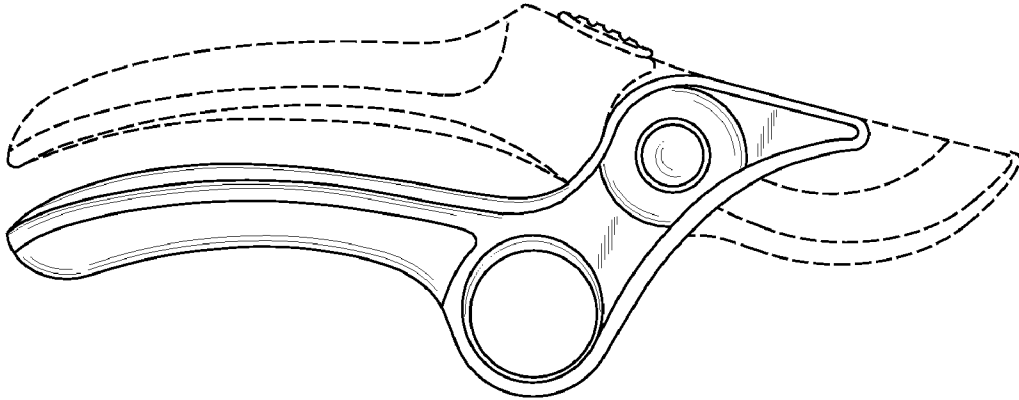


FIG. 2

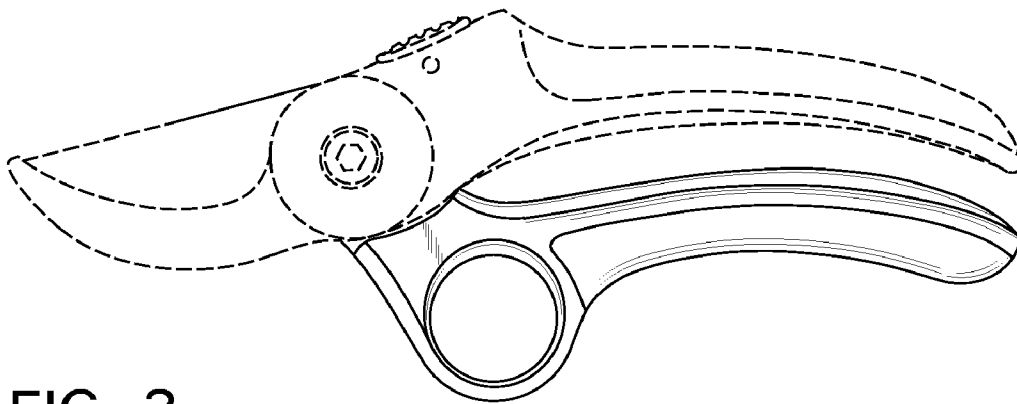


FIG. 3

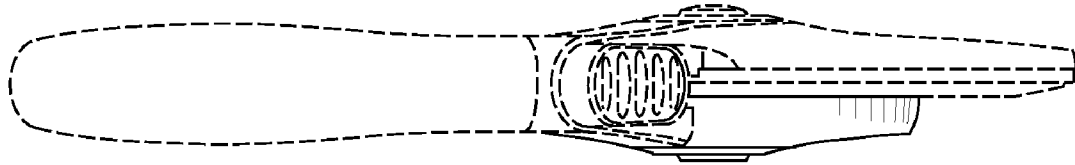


FIG. 4

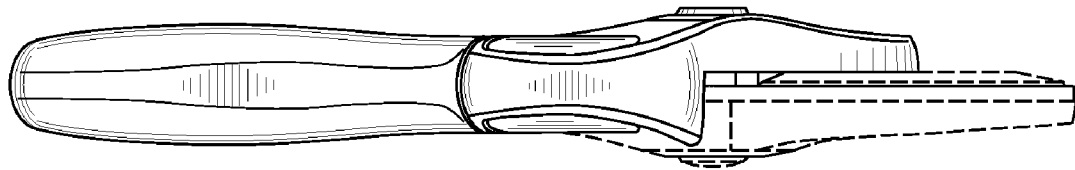


FIG. 5

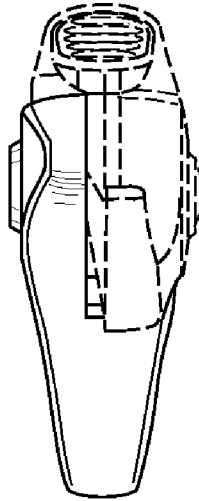


FIG. 6

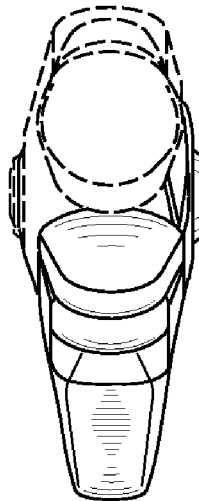


FIG. 7