

(12) INTERNATIONAL APPLICATION PUBLISHED UNDER THE PATENT COOPERATION TREATY (PCT)

(19) World Intellectual Property Organization
International Bureau



(43) International Publication Date
18 May 2012 (18.05.2012)

(10) International Publication Number
WO 2012/065019 A2

(51) International Patent Classification:

A61K 31/519 (2006.01) A61P 35/00 (2006.01)
A61K 45/06 (2006.01) A61P 35/02 (2006.01)

(21) International Application Number:

PCT/US2011/060293

(22) International Filing Date:

11 November 2011 (11.11.2011)

(25) Filing Language:

English

(26) Publication Language:

English

(30) Priority Data:

61/413,356 12 November 2010 (12.11.2010) US

(71) Applicant (for all designated States except US): **EX-ELIXIS, INC.** [US/US]; 210 East Grand Avenue, P.O. Box 511, South San Francisco, CA 94083-0511 (US).

(72) Inventors; and

(75) Inventors/Applicants (for US only): **AFTAB, Dana, T.** [US/US]; 736 Tamarack Drive, San Rafael, CA 94903 (US). **DECILLIS, Arthur** [US/US]; 80 Devonshire Lane, Madison, CT 06443 (US).

(74) Agent: **BERVEN, Heidi, M.**; Honigman, Miller, Schwartz And Cohn, LLP, 350 East Michigan Avenue, Suite 300, Kalamazoo, MI 49007-3800 (US).

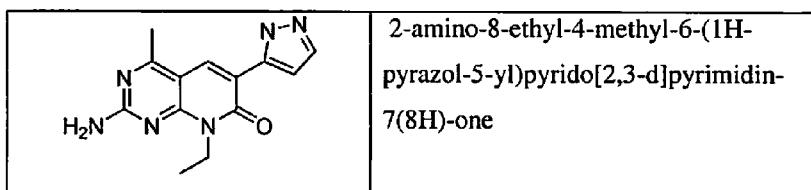
(81) Designated States (unless otherwise indicated, for every kind of national protection available): AE, AG, AL, AM, AO, AT, AU, AZ, BA, BB, BG, BH, BR, BW, BY, BZ, CA, CH, CL, CN, CO, CR, CU, CZ, DE, DK, DM, DO, DZ, EC, EE, EG, ES, FI, GB, GD, GE, GH, GM, GT, HN, HR, HU, ID, IL, IN, IS, JP, KE, KG, KM, KN, KP, KR, KZ, LA, LC, LK, LR, LS, LT, LU, LY, MA, MD, ME, MG, MK, MN, MW, MX, MY, MZ, NA, NG, NI, NO, NZ, OM, PE, PG, PH, PL, PT, QA, RO, RS, RU, RW, SC, SD, SE, SG, SK, SL, SM, ST, SV, SY, TH, TJ, TM, TN, TR, TT, TZ, UA, UG, US, UZ, VC, VN, ZA, ZM, ZW.

(84) Designated States (unless otherwise indicated, for every kind of regional protection available): ARIPO (BW, GH, GM, KE, LR, LS, MW, MZ, NA, RW, SD, SL, SZ, TZ, UG, ZM, ZW), Eurasian (AM, AZ, BY, KG, KZ, MD, RU, TJ, TM), European (AL, AT, BE, BG, CH, CY, CZ, DE, DK, EE, ES, FI, FR, GB, GR, HR, HU, IE, IS, IT, LT, LU, LV, MC, MK, MT, NL, NO, PL, PT, RO, RS, SE, SI, SK, SM, TR), OAPI (BF, BJ, CF, CG, CI, CM, GA, GN, GQ, GW, ML, MR, NE, SN, TD, TG).

Published:

— without international search report and to be republished upon receipt of that report (Rule 48.2(g))

(54) Title: PYRIDOPYRIMIDINONE INHIBITORS OF P13K ALPHA



(I)

(57) Abstract: The invention relates to methods, combinations, and formulations of a compound of Formula I.



WO 2012/065019 A2

PYRIDOPYRIMIDINONE INHIBITORS OF PI3K Alpha

CROSS-REFERENCE TO RELATED APPLICATIONS

[0001] This application claims the benefit of priority to U.S. Provisional Application No. 61/413,356, filed November 12, 2010, which is incorporated herein by reference.

BACKGROUND OF THE INVENTION

[0002] This invention relates to the field of protein kinases and inhibitors thereof. In particular, the invention relates to inhibitors of phosphatidylinositol 3-kinase (PI3K) signaling pathways, and methods of their use.

[0003] The connection between abnormal protein phosphorylation and the cause or consequence of diseases has been known for over 20 years. Accordingly, protein kinases have become a very important group of drug targets. See Cohen, *Nature*, 1:309-315 (2002). Various protein kinase inhibitors have been used clinically in the treatment of a wide variety of diseases, such as cancer and chronic inflammatory diseases, including diabetes and stroke. See Cohen, *Eur. J. Biochem.*, 268:5001-5010 (2001).

[0004] The protein kinases are a large and diverse family of enzymes that catalyze protein phosphorylation and play a critical role in cellular signaling. Protein kinases may exert positive or negative regulatory effects, depending upon their target protein. Protein kinases are involved in specific signaling pathways which regulate cell functions such as, but not limited to, metabolism, cell cycle progression, cell adhesion, vascular function, apoptosis, and angiogenesis. Malfunctions of cellular signaling have been associated with many diseases, the most characterized of which include cancer and diabetes. The regulation of signal transduction by cytokines and the association of signal molecules with protooncogenes and tumor suppressor genes have been well documented. Similarly, the connection between diabetes and related conditions, and deregulated levels of protein kinases, has been demonstrated. See e.g., Sridhar et al. *Pharmaceutical Research*, 17(11):1345-1353 (2000). Viral infections and the conditions related thereto have also been associated with the regulation of protein kinases. Park et al. *Cell* 101 (7), 777-787 (2000).

[0005] Phosphatidylinositol 3-kinase (PI3K α), a dual specificity protein kinase, is composed of an 85 kDa regulatory subunit and a 110 kDa catalytic subunit. The protein encoded by this gene represents the catalytic subunit, which uses ATP to phosphorylate PtdIns, PtdIns4P and PtdIns(4,5)P₂. PTEN, a tumor suppressor which inhibits cell growth through multiple mechanisms, can dephosphorylate PIP₃, the major product of PIK3CA.

PIP3, in turn, is required for translocation of protein kinase B (AKT1, PKB) to the cell membrane, where it is phosphorylated and activated by upstream kinases. The effect of PTEN on cell death is mediated through the PIK3CA/AKT1 pathway.

[0006] PI3K α has been implicated in the control of cytoskeletal reorganization, apoptosis, vesicular trafficking, proliferation and differentiation processes. Increased copy number and expression of PIK3CA is associated with a number of malignancies such as ovarian cancer (Campbell et al., *Cancer Res* **2004**, *64*, 7678-7681; Levine et al., *Clin Cancer Res* **2005**, *11*, 2875-2878; Wang et al., *Hum Mutat* **2005**, *25*, 322; Lee et al., *Gynecol Oncol* **2005**, *97*, 26-34), cervical cancer, breast cancer (Bachman, et al. *Cancer Biol Ther* **2004**, *3*, 772-775; Levine, et al., supra; Li et al., *Breast Cancer Res Treat* **2006**, *96*, 91-95; Saal et al., *Cancer Res* **2005**, *65*, 2554-2559; Samuels and Velculescu, *Cell Cycle* **2004**, *3*, 1221-1224), colorectal cancer (Samuels, et al. *Science* **2004**, *304*, 554; Velho et al. *Eur J Cancer* **2005**, *41*, 1649-1654), endometrial cancer (Oda et al. *Cancer Res.* **2005**, *65*, 10669-10673), gastric carcinomas (Byun et al., *Int J Cancer* **2003**, *104*, 318-327; Li et al., supra; Velho et al., supra; Lee et al., *Oncogene* **2005**, *24*, 1477-1480), hepatocellular carcinoma (Lee et al., *id.*), small and non-small cell lung cancer (Tang et al., *Lung Cancer* **2006**, *51*, 181-191; Massion et al., *Am J Respir Crit Care Med* **2004**, *170*, 1088-1094), thyroid carcinoma (Wu et al., *J Clin Endocrinol Metab* **2005**, *90*, 4688-4693), acute myelogenous leukemia (AML) (Sujobert et al., *Blood* **1997**, *106*, 1063-1066), chronic myelogenous leukemia (CML) (Hickey and Cotter *J Biol Chem* **2006**, *281*, 2441-2450), and glioblastomas (Hartmann et al. *Acta Neuropathol (Berl)* **2005**, *109*, 639-642; Samuels et al., supra).

[0007] In view of the important role of PI3K α in biological processes and disease states, inhibitors of this protein kinase are desirable.

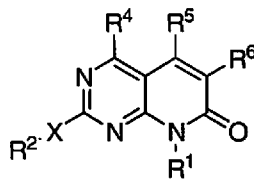
SUMMARY OF THE INVENTION

[0008] The following only summarizes certain aspects of the invention and is not intended to be limiting in nature. These aspects and other aspects and embodiments are described more fully below. All references cited in this specification are hereby incorporated by reference in their entirety. In the event of a discrepancy between the express disclosure of this specification and the references incorporated by reference, the express disclosure of this specification shall control.

[0009] The invention provides compounds that inhibit, regulate, and/or modulate PI3K that are useful in the treatment of hyperproliferative diseases, such as cancer, in humans. This invention also provides methods of making the compound, methods of using such

compounds in the treatment of hyperproliferative diseases in humans and to pharmaceutical compositions containing such compounds.

[0010] A first aspect of the invention provides a compound of Formula I:



I

or a pharmaceutically acceptable salt or solvate thereof, wherein

R¹ is hydrogen, optionally substituted alkyl, optionally substituted cycloalkyl, optionally substituted cycloalkylalkyl, optionally substituted aryl, optionally substituted arylalkyl, optionally substituted heterocycloalkyl, optionally substituted heterocycloalkylalkyl, optionally substituted heteroaryl or optionally substituted heteroarylalkyl;

R² is hydrogen or alkyl where the alkyl is optionally substituted with 1, 2, 3, 4, or 5 R⁸ groups;

X is -NR³-;

R³ hydrogen;

R⁴ is optionally substituted alkyl;

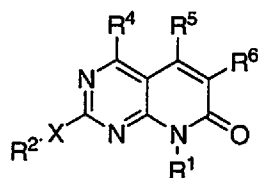
R⁵ is hydrogen; and

R⁶ is phenyl, acyl, or heteroaryl wherein the phenyl and heteroaryl are optionally substituted with 1, 2, 3, 4, or 5 R⁹ groups;

each R⁸, when present, is independently hydroxy, halo, alkoxy, haloalkoxy, amino, alkylamino, dialkylaminoalkyl, or alkoxyalkylamino; and

each R⁹, when present, is independently halo, alkyl, haloalkyl, alkoxy, haloalkoxy, cyano, amino, alkylamino, dialkylamino, alkoxyalkyl, carboxyalkyl, alkoxycarbonyl, aminoalkyl, cycloalkyl, aryl, arylalkyl, aryloxy, heterocycloalkyl, or heteroaryl and where the cycloalkyl, aryl, heterocycloalkyl, and heteroaryl, each either alone or as part of another group within R⁹, are independently optionally substituted with 1, 2, 3, or 4 groups selected from halo, alkyl, haloalkyl, hydroxy, alkoxy, haloalkoxy, amino, alkylamino, and dialkylamino.

[0011] A second aspect of the invention provides a compound of Formula II:



II

or a pharmaceutically acceptable salt or solvate thereof, wherein

R^1 is hydrogen, optionally substituted alkyl, optionally substituted C_3 - C_7 cycloalkyl, optionally substituted aryl, optionally substituted arylalkyl, optionally substituted heterocycloalkyl, optionally substituted heterocycloalkylalkyl, optionally substituted heteroaryl or optionally substituted heteroarylalkyl;

X is S, SO_2 , or $-NR^3$ -;

R^2 is hydrogen, haloalkyl, optionally substituted alkyl, optionally substituted C_3 - C_7 cycloalkyl, optionally substituted aryl, optionally substituted arylalkyl, optionally substituted heterocycloalkyl, optionally substituted heterocycloalkylalkyl, optionally substituted heterocycloalkyl-aryl- or optionally substituted heteroaryl; R^2 is optionally further substituted with one or more R^8 groups;

R^3 , R^{3a} , and R^{3b} are independently hydrogen, optionally substituted alkyl, optionally substituted C_3 - C_7 cycloalkyl, optionally substituted aryl, optionally substituted heterocycloalkyl or optionally substituted heteroaryl;

R^4 is hydrogen, halo, haloalkyl, haloalkoxy, $-NR^{3a}$ -, optionally substituted alkyl, optionally substituted C_1 - C_6 alkoxy, optionally substituted C_1 - C_6 alkoxyalkyl, optionally substituted aminoalkyl, optionally substituted C_3 - C_7 cycloalkyl, optionally substituted aryl, or optionally substituted heteroaryl;

R^5 is hydrogen, halo, haloalkyl, haloalkoxy, optionally substituted C_1 - C_6 alkyl, optionally substituted C_1 - C_6 alkoxy, optionally substituted C_1 - C_6 alkoxyalkyl, optionally substituted aminoalkyl, optionally substituted C_3 - C_7 cycloalkyl, optionally substituted aryl, optionally substituted aryl C_1 - C_6 alkyl or optionally substituted heteroaryl; and

R^6 is hydrogen, halo, haloalkyl, haloalkoxy, $-NR^{3b}$ -, optionally substituted C_1 - C_6 alkyl, optionally substituted C_1 - C_6 alkoxy, optionally substituted C_1 - C_6 alkoxyalkyl, optionally substituted acyl, optionally substituted aminoalkyl, optionally substituted C_3 - C_7 cycloalkyl, optionally substituted aryl, optionally substituted arylalkyl, optionally substituted heterocycloalkyl, or optionally substituted heteroaryl; substitutable R^6 groups are optionally further substituted with 1, 2, 3, 4, or 5 R^9 groups;

each R⁸, when present, is independently hydroxy, halo, haloalkyl, haloalkoxy, optionally substituted alkyl, optionally substituted C₁-C₆ alkoxy, optionally substituted C₁-C₆ alkoxyalkyl, optionally substituted C₁-C₆ alkoxyalkylaminoalkyl, C₁-C₆ alkylcarboxyheterocycloalkyl, oxy C₁-C₆alkylheterocycloalkyl, optionally substituted aminoalkyl, optionally substituted C₃-C₇ cycloalkyl, optionally substituted aryl, optionally substituted aryl C₁-C₆ alkyl, optionally substituted heterocycloalkyl, optionally substituted heterocycloalkylalkyl, optionally substituted heteroaryl or optionally substituted heteroarylalkyl;

each R⁹, when present, is independently halo, haloalkyl, haloalkoxy, optionally substituted C₁-C₆ alkyl, optionally substituted C₁-C₆ alkoxy, optionally substituted C₁-C₆ alkoxyalkyl, optionally substituted C₁-C₆ carboxyalkyl, optionally substituted alkoxy-carbonyl, optionally substituted aminoalkyl, optionally substituted C₃-C₇ cycloalkyl, optionally substituted aryl, optionally substituted aryl C₁-C₆ alkyl, optionally substituted aryloxy, optionally substituted heterocycloalkyl, or optionally substituted heteroaryl.

[0012] The compounds of formula I and II and Compound A are disclosed in WO 07/044813 and WO 08/124161, the entire contents of each of which are incorporated herein by reference.

[0013] In a third aspect, the invention is directed to a pharmaceutical composition which comprises a compound of Formula I or a pharmaceutically acceptable salt thereof and a pharmaceutically acceptable carrier, excipient, or diluent.

[0014] In a fourth aspect, the invention comprises a method of inhibiting PI3K, comprising contacting a cell with a compound of Formula I or II or a pharmaceutically acceptable salt or solvate thereof, or with a pharmaceutical composition comprising a therapeutically effective amount of a compound of Formula I or II and a pharmaceutically acceptable carrier, excipient, or diluent.

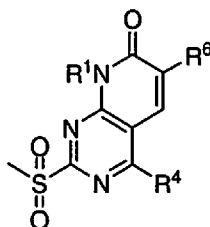
[0015] In a fifth aspect of the invention is a method of inhibiting the *in vivo* activity of PI3K α , the method comprising administering to a patient an effective PI3K α -inhibiting-inhibiting amount of a compound of Formula I or II, or a pharmaceutically acceptable salt, solvate, or a pharmaceutical composition thereof.

[0016] In a sixth aspect, the Invention provides a method for treating a disease, disorder, or syndrome which method comprises administering to a patient a therapeutically effective amount of a compound of Formula I or II or a pharmaceutically acceptable salt or solvate

thereof, or a pharmaceutical composition comprising a therapeutically effective amount of a compound of Formula I or II and a pharmaceutically acceptable carrier, excipient, or diluent.

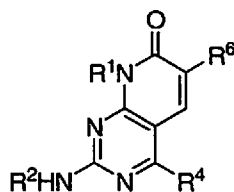
[0017] A seventh aspect of the invention is directed to a process of preparing a compound of Formula I, comprising:

(a) reacting an intermediate of formula 7(a):



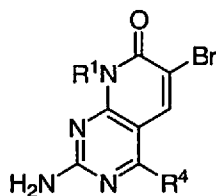
7(a)

where R⁶ is phenyl or heteroaryl each optionally substituted with 1, 2, 3, 4, or 5 R⁹ groups (as defined in the Summary of the Invention) and R¹ and R⁴ are as defined in the Summary of the Invention; with an intermediate of formula R²NH₂ (where R² is as defined in the Summary of the Invention) to yield a Compound of Formula I(a):



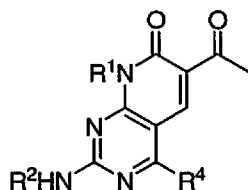
I(a); or

(b) reacting an intermediate of formula 18:



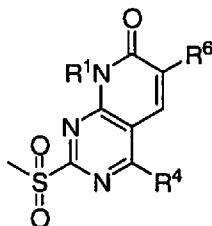
18

where R¹ and R⁴ are as defined in the Summary of the Invention; with tributyl-1-ethylvinyltin or with an intermediate of formula R⁶B(OH)₂ where R⁶ is phenyl or heteroaryl each optionally substituted with 1, 2, 3, 4, or 5 R⁹ groups (as defined in the Summary of the Invention) to yield, respectively, a Compound of Formula I(a) or I(b):



I(b); or

(c) reacting an intermediate of formula 25(a):



25(a)

where R¹ and R⁴ are as defined in the Summary of the Invention; with an intermediate of R²NH₂ (where R² is as defined in the Summary of the Invention) to yield a Compound of Formula I(a); and

(d) optionally further resolving individual isomers; and

(e) optionally further modifying one of the R¹, R², R⁴, and R⁶ groups.

[0018] In an embodiment, Compound A is the Compound of Formula I in each of the above aspects.

[0019] An additional aspect relates to a method for treating a disease, disorder, or syndrome which method comprises administering to a patient a pharmaceutical composition comprising a therapeutically effective amount of a compound of Formula I or II or a pharmaceutically acceptable salt or solvate thereof, or a pharmaceutical composition comprising a therapeutically effective amount of a compound of Formula I, Ia, or II and a pharmaceutically acceptable carrier, excipient, or diluent, in combination with one or more agent. In an embodiment, Compound A is the Compound of Formula I in this aspect. The additional agent or agents are listed below:

Agent Name	Source
(R)-(-)-Gossypol acetic acid (AT-101)	Ascenta Therapeutics
1-Methyl-[D]-tryptophan	NewLinkGenetics
506U78	GlaxoSmithKline
ABT-263	Abbott Laboratories
ABT-888	Abbott Laboratories
AFP464 (aminoflavone prodrug)	Tigris Pharmaceuticals Inc
ARQ-197	Arqule
AT13387	Astex
Azacitidine	Celgene Corporation
AZD0530	AstraZeneca Pharmaceuticals
Belinostat (PXD 101)	TopoTarget
BMS 247550 (ixabepilone, Ixempra)	Bristol-Myers Squibb
Bortezomib (PS-341; Velcade)	Millennium, a Takeda Company

Agent Name	Source
CC-5013 (lenalidomide, Revlimid)	Celgene Corporation
ch 14.18	National Cancer Institute
Decitabine (5-aza-2'-deoxycytidine)	Eisai Inc
E7389 (Halichondrin B Analog)	Eisai Inc
EMD 121974 (Cilengitide)	Merck KgaA
Entinostat (MS-275, SNDX-275)	Syndax
FK228 (Depsipeptide; Romidepsin)	Celgene Corporation
Flavopiridol (alvocidib)	Sanofi Aventis
GDC-0449 ***	Genentech Inc
IMC-A12	Imclone
MDX-010 (MDX-CTLA4; Hybridoma-derived and Transfectoma-derived)	Medarex Inc
MK-2206	Merck and Company Inc
O-6-Benzylguanine	NCI
Obatoclox mesylate (GX15-070MS)	GeminX Pharmaceuticals
OSI-906	OSI Pharmaceuticals
Pertuzumab	Genentech Inc
R115777 (tipifarnib, Zarnestra)	Johnson & Johnson
Reolysin	Oncolytics Biotech Inc
RO4929097	Roche
SB-715992 (ispinesib)	Cytokinetics
SCH727965	Schering-Plough
SJG-136	Spirogen
Thalidomide (Thalomid)	Celgene Corporation
Triapine	
UCN-01	Kyowa Hakko Kirin
VEGF-Trap (afibercept)	Sanofi Aventis
Vorinostat (suberoylanilide hydroxamic acid; SAHA)	Merck and Company Inc
XK469R	National Cancer Institute
17-AAG	BMS
17-DMAG	BMS
Alemtuzumab (Campath)	Genzyme
AZD2171 (cediranib; Recentin™)	AstraZeneca Pharmaceuticals
AZD6244	AstraZeneca Pharmaceuticals
BAY 43-9006 tosylate (BAY 54-9085; sorafenib tosylate)	Bayer Corporation
Bevacizumab (rhuMAb VEGF, Avastin)	Genentech Inc
BMS-354825 (dasatinib, Sprycel)	Bristol-Myers Squibb
CCI-779 (temsirolimus, Torisel)	Pfizer, inc
Erlotinib (OSI-774; Tarceva)	OSI Pharmaceuticals
Gefitinib (ZD1839, Iressa)	AstraZeneca Pharmaceuticals
GM-CSF (sargramostim, Leukine)	Genzyme
GW572016 (lapatinib)	GlaxoSmithKline
GW786034 (pazopanib)	GlaxoSmithKline
MLN 518	Millennium Pharmaceuticals
Oxaliplatin (Eloxatin)	Sanofi Aventis
Perifosine	Keryx Biopharmaceuticals

Agent Name	Source
Rituximab (MoAb C2B8 anti CD20, chimeric)	Biogen Idec
STI571 (imatinib, Gleevec)	Novartis Pharmaceuticals Corporation
Sunitinib malate (SU011248 L-malate; Sutent)	Pfizer Inc
Trastuzumab (Herceptin)	Genentech Inc

[0020] More preferably, the additional agent or agents are selected from the following agents:

Agent Name	Supplier
(R)-(-)-Gossypol acetic acid (Ascenta's AT-101)	Ascenta Therapeutics
1-Methyl-[D]-tryptophan	NewLinkGenetics
506U78	GlaxoSmithKline
ABT-263 ***	Abbott Laboratories
ABT-888	Abbott Laboratories
AFP464 (aminoflavone prodrug)	Tigris Pharmaceuticals Inc
ARQ-197	Arqule
AT13387	Astex
Azacitidine	Celgene Corporation
AZD0530	AstraZeneca Pharmaceuticals
AZD6244	AstraZeneca Pharmaceuticals
Belinostat (PXD 101)	TopoTarget
BMS 247550 (ixabepilone, Ixempra)	Bristol-Myers Squibb
Bortezomib (PS-341; Velcade)	Millennium, a Takeda Company
CC-5013 (lenalidomide, Revlimid)	Celgene Corporation
ch 14.18	National Cancer Institute
Decitabine (5-aza-2'-deoxycytidine)	Eisai Inc
E7389 (Halichondrin B Analog)	Eisai Inc
EMD 121974 (Cilengitide)	Merck KgaA
Entinostat (MS-275, SNDX-275)	Syndax
FK228 (Depsipeptide; Romidepsin)	Celgene Corporation
Flavopiridol (alvocidib)	Sanofi Aventis
GDC-0449 ***	Genentech Inc
IMC-A12	Imclone
MDX-010 (MDX-CTLA4; Hybridoma-derived and Transfectoma-derived)	Medarex Inc
MK-2206	Merck and Company Inc
O-6-Benzylguanine	NCI
Obatoclox mesylate (GX15-070MS)	GeminX Pharmaceuticals
OSI-906	OSI Pharmaceuticals
Pertuzumab	Genentech Inc
RI15777 (tipifarnib, Zarnestra)	Johnson & Johnson
Reolysin	Oncolytics Biotech Inc
RO4929097	Roche

SB-715992 (ispinesib)	Cytokinetics
SCH727965	Schering-Plough
SJG-136	Spirogen
Thalidomide (Thalomid)	Celgene Corporation
Triapine	
UCN-01	Kyowa Hakko Kirin
VEGF-Trap (aflibercept)	Sanofi Aventis
Vorinostat (suberoylanilide hydroxamic acid; SAHA)	Merck and Company Inc
XK469R	National Cancer Institute

[0021] More preferably, the additional agent or agents are selected from ABT-888, AZD6244, CCI-779, erlotinib, gefitinib, GW572016, GW786034, pertuzumab, or sunitinib.

[0022] An additional aspect relates to a method for treating a disease selected from anaplastic thyroid cancer, chronic lymphocytic leukemia, mantel cell lymphoma, non-Hodgkins lymphoma, glioblastoma multiforme, pediatric brain tumors, pontine glioma, HPV-related head and neck cancer, Hormone Receptive positive (HR+) breast cancer, triple negative breast cancer, and HER-2 overexpressing breast cancer, comprising administering a therapeutically effective amount of a compound of Formula I or II or a pharmaceutically acceptable salt or solvate thereof, or a pharmaceutical composition comprising a therapeutically effective amount of a compound of Formula I, Ia, or II. In an embodiment, Compound A is the Compound of Formula I in this aspect.

[0023] An additional aspect relates to a method for treating a disease selected from anaplastic thyroid cancer, chronic lymphocytic leukemia, mantel cell lymphoma, non-Hodgkins lymphoma, glioblastoma multiforme, pediatric brain tumors, pontine glioma, HPV-related head and neck cancer, Hormone Receptive positive (HR+) breast cancer, triple negative breast cancer, and HER-2 overexpressing breast cancer, comprising administering a therapeutically effective amount of a compound of Formula I or II or a pharmaceutically acceptable salt or solvate thereof, or a pharmaceutical composition comprising a therapeutically effective amount of a compound of Formula I, Ia, or II and a pharmaceutically acceptable carrier, excipient, or diluent, in combination with another agent. In an embodiment, Compound A is the Compound of Formula I in this aspect. In another embodiment, Compound A is the Compound of Formula I and the additional agent or agents is selected from the group consisting of ABT-888, AZD6244, CCI-779, erlotinib, gefitinib, GW572016, GW786034, pertuzumab, and sunitinib.

[0024] An additional aspect relates to a capsule formulation of a compound of formula I. In an embodiment, Compound A is the Compound of Formula I in this aspect. The capsule

formulation is one of the following formulations or an equivalent thereof. For example, the capsule formulation is a 90 mg “powder-in-capsule” (PiC) formulation qd or a 50 mg capsule BID.

Component	Gray Opaque Capsule ^a (for 5-mg strength)	White Opaque Capsule (for 10-mg strength)	Gray/Orange Capsule (for 30-mg strength)	Gray Opaque Capsule (for 40-mg strength)	Swedish Orange Capsule (for 50-mg strength)
FDA/E171 titanium dioxide	2.7074%	2.9079%	2.7074% (Body) 0.4902% (Cap)	2.7074%	0.4902%
FDA/E172 black iron dioxide	0.3075%	—	0.3075% (Body)	0.3075%	—
FDA/E172 red iron dioxide	—	—	1.4706% (Cap)	—	1.4706%
Gelatin	qsp 100%	qsp 100%	qsp 100%	qsp 100%	qsp 100%

qsp, quantity sufficient for preparation.




DETAILED DESCRIPTION OF THE INVENTION

Abbreviations and Definitions

[0025] The following abbreviations and terms have the indicated meanings throughout:

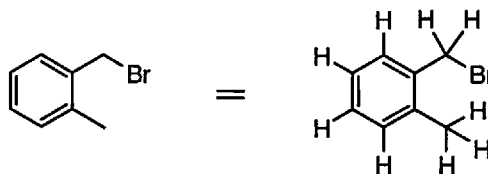
Abbreviation	Meaning
Ac	acetyl
br	broad
°C	degrees Celsius
c-	cyclo
CBZ	CarboBenZoxy = benzyloxycarbonyl
d	doublet
dd	doublet of doublet
dt	doublet of triplet
DCM	dichloromethane
DME	1,2-dimethoxyethane
DMF	<i>N,N</i> -dimethylformamide
DMSO	dimethyl sulfoxide
dppf	1,1'-bis(diphenylphosphano)ferrocene
EI	Electron Impact ionization
g	gram(s)

Abbreviation	Meaning
h or hr	hour(s)
HPLC	high pressure liquid chromatography
L	liter(s)
M	molar or molarity
m	Multiplet
mg	milligram(s)
MHz	megahertz (frequency)
Min	minute(s)
mL	milliliter(s)
μ L	microliter(s)
μ M	Micromole(s) or micromolar
mM	Millimolar
mmol	millimole(s)
mol	mole(s)
MS	mass spectral analysis
N	normal or normality
nM	Nanomolar
NMR	nuclear magnetic resonance spectroscopy
q	Quartet
RT	Room temperature
s	Singlet
t or tr	Triplet
TFA	trifluoroacetic acid
THF	tetrahydrofuran
TLC	thin layer chromatography

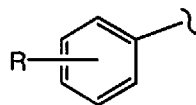
[0026] The symbol “-” means a single bond, “=” means a double bond, “≡” means a triple bond, “” means a single or double bond. The symbol “” refers to a group on a double-bond as occupying either position on the terminus of a double bond to which the symbol is attached; that is, the geometry, E- or Z-, of the double bond is ambiguous. When a group is depicted removed from its parent formula, the “” symbol will be used at the end

of the bond which was theoretically cleaved in order to separate the group from its parent structural formula.

[0027] When chemical structures are depicted or described, unless explicitly stated otherwise, all carbons are assumed to have hydrogen substitution to conform to a valence of four. For example, in the structure on the left-hand side of the schematic below there are nine hydrogens implied. The nine hydrogens are depicted in the right-hand structure. Sometimes a particular atom in a structure is described in textual formula as having a hydrogen or hydrogens as substitution (expressly defined hydrogen), for example, $-\text{CH}_2\text{CH}_2-$. It is understood by one of ordinary skill in the art that the aforementioned descriptive techniques are common in the chemical arts to provide brevity and simplicity to description of otherwise complex structures.

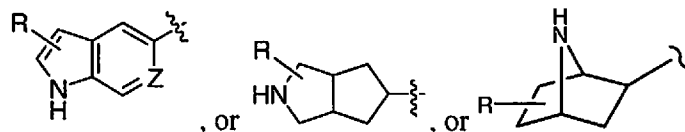


[0028] If a group “R” is depicted as “floating” on a ring system, as for example in the formula:



then, unless otherwise defined, a substituent “R” may reside on any atom of the ring system, assuming replacement of a depicted, implied, or expressly defined hydrogen from one of the ring atoms, so long as a stable structure is formed.

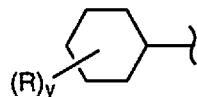
[0029] If a group “R” is depicted as floating on a fused ring system, as for example in the formulae:



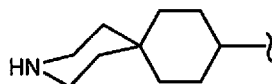
then, unless otherwise defined, a substituent “R” may reside on any atom of the fused ring system, assuming replacement of a depicted hydrogen (for example the $-\text{NH}-$ in the formula above), implied hydrogen (for example as in the formula above, where the hydrogens are not shown but understood to be present), or expressly defined hydrogen (for example where in the formula above, “Z” equals $=\text{CH}-$) from one of the ring atoms, so long as a stable structure is formed. In the example depicted, the “R” group may reside on either the 5-membered or the 6-membered ring of the fused ring system. In the formula depicted above, when y is 2 for

example, then the two “R’s” may reside on any two atoms of the ring system, again assuming each replaces a depicted, implied, or expressly defined hydrogen on the ring.

[0030] When a group “R” is depicted as existing on a ring system containing saturated carbons, as for example in the formula:



where, in this example, “y” can be more than one, assuming each replaces a currently depicted, implied, or expressly defined hydrogen on the ring; then, unless otherwise defined, where the resulting structure is stable, two “R’s” may reside on the same carbon. A simple example is when R is a methyl group; there can exist a geminal dimethyl on a carbon of the depicted ring (an “annular” carbon). In another example, two R’s on the same carbon, including that carbon, may form a ring, thus creating a spirocyclic ring (a “spirocyclyl” group) structure with the depicted ring as for example in the formula:



[0031] “Acyl” means a -C(O)R radical where R is optionally substituted alkyl, optionally substituted alkenyl, cycloalkyl, cycloalkylalkyl, aryl, aralkyl, heteroaryl, heteroaralkyl, heterocycloalkyl, or heterocycloalkylalkyl, as defined herein, e.g., acetyl, trifluoromethylcarbonyl, or 2-methoxyethylcarbonyl, and the like.

[0032] “Acylamino” means a -NRR’ radical where R is hydrogen, hydroxy, alkyl, or alkoxy and R’ is acyl, as defined herein.

[0033] “Acyloxy” means an -OR radical where R is acyl, as defined herein, e.g. cyanomethylcarbonyloxy, and the like.

[0034] “Administration” and variants thereof (e.g., “administering” a compound) in reference to a compound of the invention means introducing the compound or a prodrug of the compound into the system of the animal in need of treatment. When a compound of the invention or prodrug thereof is provided in combination with one or more other active agents (e.g., surgery, radiation, and chemotherapy, etc.), “administration” and its variants are each understood to include concurrent and sequential introduction of the compound or prodrug thereof and other agents.

[0035] “Alkenyl” means a means a linear monovalent hydrocarbon radical of one to six carbon atoms or a branched monovalent hydrocarbon radical of three to 6 carbon atoms

which radical contains at least one double bond, e.g., ethenyl, propenyl, 1-but-3-enyl, and 1-pent-3-enyl, and the like.

[0036] “Alkoxy” means an -OR group where R is alkyl group as defined herein.

Examples include methoxy, ethoxy, propoxy, isopropoxy, and the like.

[0037] “Alkoxyalkyl” means an alkyl group, as defined herein, substituted with at least one, preferably one, two, or three, alkoxy groups as defined herein. Representative examples include methoxymethyl and the like.

[0038] “Alkoxyalkylamino” means an -NRR' group where R is hydrogen, alkyl, or alkoxyalkyl and R' is alkoxyalkyl, as defined herein.

[0039] “Alkoxyalkylaminoalkyl” means an alkyl group substituted with at least one, specifically one or two, alkoxyalkylamino group(s), as defined herein.

[0040] “Alkoxy carbonyl” means a -C(O)R group where R is alkoxy, as defined herein.

[0041] “Alkyl” means a linear saturated monovalent hydrocarbon radical of one to six carbon atoms or a branched saturated monovalent hydrocarbon radical of three to 6 carbon atoms, e.g., methyl, ethyl, propyl, 2-propyl, butyl (including all isomeric forms), or pentyl (including all isomeric forms), and the like.

[0042] “Alkylamino” means an -NHR group where R is alkyl, as defined herein.

[0043] “Alkylaminoalkyl” means an alkyl group substituted with one or two alkylamino groups, as defined herein.

[0044] “Alkylaminoalkoxy” means an -OR group where R is alkylaminoalkyl, as defined herein.

[0045] “Alkyl carbonyl” means a -C(O)R group where R is alkyl, as defined herein.

[0046] “Alkynyl” means a linear monovalent hydrocarbon radical of one to six carbon atoms or a branched monovalent hydrocarbon radical of three to 6 carbon atoms which radical contains at least one triple bond, e.g., ethynyl, propynyl, butynyl, pentyl-2-ynyl and the like.

[0047] “Amino” means -NH₂.

[0048] “Aminoalkyl” means an alkyl group substituted with at least one, specifically one, two or three, amino groups.

[0049] “Aminoalkoxy” means an -OR group where R is aminoalkyl, as defined herein.

[0050] “Aryl” means a monovalent six- to fourteen-membered, mono- or bi-carbocyclic ring, wherein the monocyclic ring is aromatic and at least one of the rings in the bicyclic ring is aromatic. Unless stated otherwise, the valency of the group may be located on any atom of

any ring within the radical, valency rules permitting. Representative examples include phenyl, naphthyl, and indanyl, and the like.

[0051] "Arylalkyl" means an alkyl radical, as defined herein, substituted with one or two aryl groups, as defined herein, e.g., benzyl and phenethyl, and the like.

[0052] "Aryloxy" means an -OR group where R is aryl, as defined herein.

[0053] "Carboxyalkyl" means an alkyl group, as defined herein, substituted with at least one, specifically one or two, -C(O)OH group(s).

[0054] "Cycloalkyl" means a monocyclic or fused bicyclic, saturated or partially unsaturated (but not aromatic), monovalent hydrocarbon radical of three to ten carbon ring atoms. Fused bicyclic hydrocarbon radical includes bridged ring systems. Unless stated otherwise, the valency of the group may be located on any atom of any ring within the radical, valency rules permitting. One or two ring carbon atoms may be replaced by a -C(O)-, -C(S)-, or -C(=NH)- group. More specifically, the term cycloalkyl includes, but is not limited to, cyclopropyl, cyclobutyl, cyclopentyl, cyclohexyl, cyclohexyl, or cyclohex-3-enyl, and the like.

[0055] "Cycloalkylalkyl" means an alkyl group substituted with at least one, specifically one or two, cycloalkyl group(s) as defined herein.

[0056] "Dialkylamino" means a -NRR' radical where R and R' are alkyl as defined herein, or an N-oxide derivative, or a protected derivative thereof, e.g., dimethylamino, diethylamino, *N,N*-methylpropylamino or *N,N*-methylethylamino, and the like.

[0057] "Dialkylaminoalkyl" means an alkyl group substituted with one or two dialkylamino groups, as defined herein.

[0058] "Dialkylaminoalkyloxy" means an -OR group where R is dialkylaminoalkyl, as defined herein. Representative examples include 2-(*N,N*-diethylamino)-ethyloxy, and the like.

[0059] "Fused-polycyclic" or "fused ring system" means a polycyclic ring system that contains bridged or fused rings; that is, where two rings have more than one shared atom in their ring structures. In this application, fused-polycyclics and fused ring systems are not necessarily all aromatic ring systems. Typically, but not necessarily, fused-polycyclics share a vicinal set of atoms, for example naphthalene or 1,2,3,4-tetrahydro-naphthalene. A spiro ring system is not a fused-polycyclic by this definition, but fused polycyclic ring systems of the invention may themselves have spiro rings attached thereto via a single ring atom of the fused-polycyclic. In some examples, as appreciated by one of ordinary skill in the art, two adjacent groups on an aromatic system may be fused together to form a ring structure. The

fused ring structure may contain heteroatoms and may be optionally substituted with one or more groups. It should additionally be noted that saturated carbons of such fused groups (*i.e.* saturated ring structures) can contain two substitution groups.

[0060] “Halogen” or “halo” refers to fluorine, chlorine, bromine or iodine.

[0061] “Haloalkoxy” means an -OR’ group where R’ is haloalkyl as defined herein, e.g., trifluoromethoxy or 2,2,2-trifluoroethoxy, and the like.

[0062] “Haloalkyl” mean an alkyl group substituted with one or more halogens, specifically one to five halo atoms, e.g., trifluoromethyl, 2-chloroethyl, and 2,2-difluoroethyl, and the like.

[0063] “Heteroaryl” means a monocyclic, fused bicyclic, or fused tricyclic, monovalent radical of 5 to 14 ring atoms containing one or more, specifically one, two, three, or four ring heteroatoms independently selected from -O-, -S(O)_n (n is 0, 1, or 2), -N-, -N(R^x)-, and the remaining ring atoms being carbon, wherein the ring comprising a monocyclic radical is aromatic and wherein at least one of the fused rings comprising a bicyclic or tricyclic radical is aromatic. One or two ring carbon atoms of any nonaromatic rings comprising a bicyclic or tricyclic radical may be replaced by a -C(O)-, -C(S)-, or -C(=NH)- group. R^x is hydrogen, alkyl, hydroxy, alkoxy, acyl, or alkylsulfonyl. Fused bicyclic radical includes bridged ring systems. Unless stated otherwise, the valency may be located on any atom of any ring of the heteroaryl group, valency rules permitting. When the point of valency is located on the nitrogen, R^x is absent. More specifically, the term heteroaryl includes, but is not limited to, 1,2,4-triazolyl, 1,3,5-triazolyl, phthalimidyl, pyridinyl, pyrrolyl, imidazolyl, thienyl, furanyl, indolyl, 2,3-dihydro-1*H*-indolyl (including, for example, 2,3-dihydro-1*H*-indol-2-yl or 2,3-dihydro-1*H*-indol-5-yl, and the like), isoindolyl, indolinyl, isoindolinyl, benzimidazolyl, benzodioxol-4-yl, benzofuranyl, cinnolinyl, indolizynyl, naphthyridin-3-yl, phthalazin-3-yl, phthalazin-4-yl, pteridinyl, purinyl, quinazolynyl, quinoxalynyl, tetrazolyl, pyrazolyl, pyrazinyl, pyrimidinyl, pyridazinyl, oxazolyl, isooxazolyl, oxadiazolyl, benzoxazolyl, quinolinyl, isoquinolinyl, tetrahydroisoquinolinyl (including, for example, tetrahydroisoquinolin-4-yl or tetrahydroisoquinolin-6-yl, and the like), pyrrolo[3,2-c]pyridinyl (including, for example, pyrrolo[3,2-c]pyridin-2-yl or pyrrolo[3,2-c]pyridin-7-yl, and the like), benzopyranyl, thiazolyl, isothiazolyl, thiadiazolyl, benzothiazolyl, benzothienyl, and the derivatives thereof, or N-oxide or a protected derivative thereof.

[0064] “Heteroarylalkyl” means an alkyl group, as defined herein, substituted with at least one, specifically one or two heteroaryl group(s), as defined herein.

[0065] “Heteroatom” refers to O, S, N, or P.

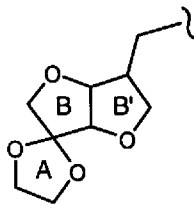
[0066] “Heterocycloalkyl” means a saturated or partially unsaturated (but not aromatic) monovalent monocyclic group of 3 to 8 ring atoms or a saturated or partially unsaturated (but not aromatic) monovalent fused bicyclic group of 5 to 12 ring atoms in which one or more, specifically one, two, three, or four ring heteroatoms independently selected from O, S(O)_n (n is 0, 1, or 2), N, N(R^y) (where R^y is hydrogen, alkyl, hydroxy, alkoxy, acyl, or alkylsulfonyl), the remaining ring atoms being carbon. One or two ring carbon atoms may be replaced by a -C(O)-, -C(S)-, or -C(=NH)- group. Fused bicyclic radical includes bridged ring systems. Unless otherwise stated, the valency of the group may be located on any atom of any ring within the radical, valency rules permitting. When the point of valency is located on a nitrogen atom, R^y is absent. More specifically the term heterocycloalkyl includes, but is not limited to, azetidiny, pyrrolidiny, 2-oxopyrrolidiny, 2,5-dihydro-1*H*-pyrrolyl, piperidiny, 4-piperidonyl, morpholinyl, piperazinyl, 2-oxopiperazinyl, tetrahydropyranyl, 2-oxopiperidiny, thiomorpholinyl, thiamorpholinyl, perhydroazepiny, pyrazolidiny, imidazoliny, imidazolidiny, dihydropyridiny, tetrahydropyridiny, oxazoliny, oxazolidiny, isoxazolidiny, thiazoliny, thiazolidiny, quinuclidiny, isothiazolidiny, octahydroindoly, octahydroisoindoly, decahydroisoquinoly, tetrahydrofuryl, and tetrahydropyranyl, and the derivatives thereof and N-oxide or a protected derivative thereof.

[0067] “Heterocycloalkylalkyl” means an alkyl radical, as defined herein, substituted with one or two heterocycloalkyl groups, as defined herein, e.g., morpholinylmethyl, *N*-pyrrolidinyethyl, and 3-(*N*-azetidiny)propyl, and the like.

[0068] “Heterocycloalkylalkyloxy means an -OR group where R is heterocycloalkylalkyl, as defined herein.

[0069] “Saturated bridged ring system” refers to a bicyclic or polycyclic ring system that is not aromatic. Such a system may contain isolated or conjugated unsaturation, but not aromatic or heteroaromatic rings in its core structure (but may have aromatic substitution thereon). For example, hexahydro-furo[3,2-*b*]furan, 2,3,3*a*,4,7,7*a*-hexahydro-1*H*-indene, 7-aza-bicyclo[2.2.1]heptane, and 1,2,3,4,4*a*,5,8,8*a*-octahydro-naphthalene are all included in the class “saturated bridged ring system.

[0070] “Spirocyclyl” or “spirocyclic ring” refers to a ring originating from a particular annular carbon of another ring. For example, as depicted below, a ring atom of a saturated bridged ring system (rings B and B’), but not a bridgehead atom, can be a shared atom between the saturated bridged ring system and a spirocyclyl (ring A) attached thereto. A spirocyclyl can be carbocyclic or heteroalicyclic.



[0071] "Optional" or "optionally" means that the subsequently described event or circumstance may or may not occur, and that the description includes instances where said event or circumstance occurs and instances in which it does not. One of ordinary skill in the art would understand that with respect to any molecule described as containing one or more optional substituents, only sterically practical and/or synthetically feasible compounds are meant to be included. "Optionally substituted" refers to all subsequent modifiers in a term. So, for example, in the term "optionally substituted arylC₁₋₈ alkyl," optional substitution may occur on both the "C₁₋₈ alkyl" portion and the "aryl" portion of the molecule may or may not be substituted. A list of exemplary optional substitutions is presented below in the definition of "substituted."

[0072] "Optionally substituted alkoxy" means an -OR group where R is optionally substituted alkyl, as defined herein.

[0073] "Optionally substituted alkyl" means an alkyl radical, as defined herein, optionally substituted with one or more group(s), specifically one, two, three, four, or five groups, independently selected from alkylcarbonyl, alkenylcarbonyl, cycloalkylcarbonyl, alkylcarbonyloxy, alkenylcarbonyloxy, amino, alkylamino, dialkylamino, aminocarbonyl, alkylaminocarbonyl, dialkylaminocarbonyl, cyano, cyanoalkylaminocarbonyl, alkoxy, alkenyloxy, hydroxy, hydroxyalkoxy, halo, carboxy, alkylcarbonylamino, alkylcarbonyloxy, alkyl-S(O)₀₋₂-, alkenyl-S(O)₀₋₂-, aminosulfonyl, alkylaminosulfonyl, dialkylaminosulfonyl, alkylsulfonyl-NR^c- (where R^c is hydrogen, alkyl, optionally substituted alkenyl, hydroxy, alkoxy, alkenyloxy, or cyanoalkyl), alkylaminocarbonyloxy, dialkylaminocarbonyloxy, alkylaminoalkoxy, dialkylaminoalkoxy, alkoxy carbonyl, alkenyloxy carbonyl, alkoxy carbonylamino, alkylaminocarbonylamino, dialkylaminocarbonylamino, alkoxyalkoxy, and -C(O)NR^aR^b (where R^a and R^b are independently hydrogen, alkyl, optionally substituted alkenyl, hydroxy, alkoxy, alkenyloxy, or cyanoalkyl).

[0074] "Optionally substituted alkenyl" means an alkyl radical, as defined herein, optionally substituted with one or more group(s), specifically one, two, three, four, or five groups, independently selected from alkylcarbonyl, alkenylcarbonyl, cycloalkylcarbonyl, alkylcarbonyloxy, alkenylcarbonyloxy, amino, alkylamino, dialkylamino, aminocarbonyl, alkylaminocarbonyl, dialkylaminocarbonyl, cyano, cyanoalkylaminocarbonyl, alkoxy,

alkenyloxy, hydroxy, hydroxyalkoxy, halo, carboxy, alkylcarbonylamino, alkylcarbonyloxy, alkyl-S(O)₀₋₂-, alkenyl-S(O)₀₋₂-, aminosulfonyl, alkylaminosulfonyl, dialkylaminosulfonyl, alkylsulfonyl-NR^c- (where R^c is hydrogen, alkyl, optionally substituted alkenyl, hydroxy, alkoxy, alkenyloxy, or cyanoalkyl), alkylaminocarbonyloxy, dialkylaminocarbonyloxy, alkylaminoalkyloxy, dialkylaminoalkyloxy, alkoxy-carbonyl, alkenyloxy-carbonyl, alkoxy-carbonylamino, alkylaminocarbonylamino, dialkylaminocarbonylamino, alkoxyalkyloxy, and -C(O)NR^aR^b (where R^a and R^b are independently hydrogen, alkyl, optionally substituted alkenyl, hydroxy, alkoxy, alkenyloxy, or cyanoalkyl).

[0075] “Optionally substituted amino” refers to the group -N(H)R or -N(R)R where each R is independently selected from the group: optionally substituted alkyl, optionally substituted alkoxy, optionally substituted aryl, optionally substituted heterocycloalkyl, optionally substituted heteroaryl, acyl, carboxy, alkoxy-carbonyl, -S(O)₂-(optionally substituted alkyl), -S(O)₂-(optionally substituted aryl), -S(O)₂-(optionally substituted heterocycloalkyl), -S(O)₂-(optionally substituted heteroaryl), and -S(O)₂-(optionally substituted heteroaryl). For example, “optionally substituted amino” includes diethylamino, methylsulfonylamino, and furanyl-oxy-sulfonamino.

[0076] “Optionally substituted aminoalkyl” means an alkyl group, as defined herein, substituted with at least one, specifically one or two, optionally substituted amino group(s), as defined herein.

[0077] “Optionally substituted aryl” means an aryl group, as defined herein, optionally substituted with one, two, or three substituents independently selected from acyl, acylamino, acyloxy, optionally substituted alkyl, optionally substituted alkenyl, alkoxy, alkenyloxy, halo, hydroxy, alkoxy-carbonyl, alkenyloxy-carbonyl, amino, alkylamino, dialkylamino, nitro, aminocarbonyl, alkylaminocarbonyl, dialkylaminocarbonyl, carboxy, cyano, alkylthio, alkylsulfinyl, alkylsulfonyl, aminosulfonyl, alkylaminosulfonyl, dialkylaminosulfonyl, alkylsulfonylamino, aminoalkoxy, or aryl is pentafluorophenyl. Within the optional substituents on “aryl”, the alkyl and alkenyl, either alone or as part of another group (including, for example, the alkyl in alkoxy-carbonyl), are independently optionally substituted with one, two, three, four, or five halo.

[0078] “Optionally substituted arylalkyl” means an alkyl group, as defined herein, substituted with optionally substituted aryl, as defined herein.

[0079] “Optionally substituted cycloalkyl” means a cycloalkyl group, as defined herein, substituted with one, two, or three groups independently selected from acyl, acyloxy, acylamino, optionally substituted alkyl, optionally substituted alkenyl, alkoxy, alkenyloxy,

alkoxycarbonyl, alkenyloxycarbonyl, alkylthio, alkylsulfinyl, alkylsulfonyl, aminosulfonyl, alkylaminosulfonyl, dialkylaminosulfonyl, alkylsulfonylamino, halo, hydroxy, amino, alkylamino, dialkylamino, aminocarbonyl, alkylaminocarbonyl, dialkylaminocarbonyl, nitro, alkoxyalkyloxy, aminoalkoxy, alkylaminoalkoxy, dialkylaminoalkoxy, carboxy, and cyano. Within the above optional substituents on “cycloalkyl”, the alkyl and alkenyl, either alone or as part of another substituent on the cycloalkyl ring, are independently optionally substituted with one, two, three, four, or five halo, e.g. haloalkyl, haloalkoxy, haloalkenyloxy, or haloalkylsulfonyl.

[0080] “Optionally substituted cycloalkylalkyl” means an alkyl group substituted with at least one, specifically one or two, optionally substituted cycloalkyl groups, as defined herein.

[0081] “Optionally substituted heteroaryl” means a heteroaryl group optionally substituted with one, two, or three substituents independently selected from acyl, acylamino, acyloxy, optionally substituted alkyl, optionally substituted alkenyl, alkoxy, alkenyloxy, halo, hydroxy, alkoxycarbonyl, alkenyloxycarbonyl, amino, alkylamino, dialkylamino, nitro, aminocarbonyl, alkylaminocarbonyl, dialkylaminocarbonyl, carboxy, cyano, alkylthio, alkylsulfinyl, alkylsulfonyl, aminosulfonyl, alkylaminosulfonyl, dialkylaminosulfonyl, alkylsulfonylamino, aminoalkoxy, alkylaminoalkoxy, and dialkylaminoalkoxy. Within the optional substituents on “heteroaryl”, the alkyl and alkenyl, either alone or as part of another group (including, for example, the alkyl in alkoxycarbonyl), are independently optionally substituted with one, two, three, four, or five halo.

[0082] “Optionally substituted heteroarylalkyl” means an alkyl group, as defined herein, substituted with at least one, specifically one or two, optionally substituted heteroaryl group(s), as defined herein.

[0083] “Optionally substituted heterocycloalkyl” means a heterocycloalkyl group, as defined herein, optionally substituted with one, two, or three substituents independently selected from acyl, acylamino, acyloxy, optionally substituted alkyl, optionally substituted alkenyl, alkoxy, alkenyloxy, halo, hydroxy, alkoxycarbonyl, alkenyloxycarbonyl, amino, alkylamino, dialkylamino, nitro, aminocarbonyl, alkylaminocarbonyl, dialkylaminocarbonyl, carboxy, cyano, alkylthio, alkylsulfinyl, alkylsulfonyl, aminosulfonyl, alkylaminosulfonyl, dialkylaminosulfonyl, alkylsulfonylamino, aminoalkoxy, or aryl is pentafluorophenyl. Within the optional substituents on “heterocycloalkyl”, the alkyl and alkenyl, either alone or as part of another group (including, for example, the alkyl in alkoxycarbonyl), are independently optionally substituted with one, two, three, four, or five halo.

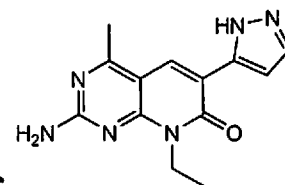
[0084] “Optionally substituted heterocycloalkylalkyl” means an alkyl group, as defined herein, substituted with at least one, specifically one or two, optionally substituted heterocycloalkyl group(s) as defined herein.

[0085] “Yield” for each of the reactions described herein is expressed as a percentage of the theoretical yield.

[0086] “Patient” for the purposes of the present invention includes humans and other animals, particularly mammals, and other organisms. Thus the methods are applicable to both human therapy and veterinary applications. In a preferred embodiment the patient is a mammal, and in a most preferred embodiment the patient is human.

[0087] “Kinase-dependent diseases or conditions” refer to pathologic conditions that depend on the activity of one or more protein kinases. Kinases either directly or indirectly participate in the signal transduction pathways of a variety of cellular activities including proliferation, adhesion, migration, differentiation and invasion. Diseases associated with kinase activities include tumor growth, the pathologic neovascularization that supports solid tumor growth, and associated with other diseases where excessive local vascularization is involved such as ocular diseases (diabetic retinopathy, age-related macular degeneration, and the like) and inflammation (psoriasis, rheumatoid arthritis, and the like).

[0088] While not wishing to be bound to theory, phosphatases can also play a role in “kinase-dependent diseases or conditions” as cognates of kinases; that is, kinases phosphorylate and phosphatases dephosphorylate, for example protein substrates. Therefore compounds of the invention, while modulating kinase activity as described herein, may also modulate, either directly or indirectly, phosphatase activity. This additional modulation, if present, may be synergistic (or not) to activity of compounds of the invention toward a related or otherwise interdependent kinase or kinase family. In any case, as stated previously, the compounds of the invention are useful for treating diseases characterized in part by abnormal levels of cell proliferation (*i.e.* tumor growth), programmed cell death (apoptosis), cell migration and invasion and angiogenesis associated with tumor growth.



[0089] “Compound A” refers to a compound having the structure and is disclosed in WO 07/044813 and WO 08/124161, the entire contents of each of which are incorporated herein by reference.

[0090] “Therapeutically effective amount” is an amount of a compound of the invention, that when administered to a patient, ameliorates a symptom of the disease. The amount of a compound of the invention which constitutes a “therapeutically effective amount” will vary depending on the compound, the disease state and its severity, the age of the patient to be treated, and the like. The therapeutically effective amount can be determined routinely by one of ordinary skill in the art having regard to their knowledge and to this disclosure.

[0091] “Cancer” refers to cellular-proliferative disease states as described hereinabove, and including but not limited to: Cardiac: sarcoma (angiosarcoma, fibrosarcoma, rhabdomyosarcoma, liposarcoma), myxoma, rhabdomyoma, fibroma, lipoma and teratoma; Lung: bronchogenic carcinoma (squamous cell, undifferentiated small cell, undifferentiated large cell, adenocarcinoma), alveolar (bronchiolar) carcinoma, bronchial adenoma, sarcoma, lymphoma, chondromatous hamartoma, mesothelioma; Gastrointestinal: esophagus (squamous cell carcinoma, adenocarcinoma, leiomyosarcoma, lymphoma), stomach (carcinoma, lymphoma, leiomyosarcoma), pancreas (ductal adenocarcinoma, insulinoma, glucagonoma, gastrinoma, carcinoid tumors, vipoma), small bowel (adenocarcinoma, lymphoma, carcinoid tumors, Kaposi's sarcoma, leiomyoma, hemangioma, lipoma, neurofibroma, fibroma), large bowel (adenocarcinoma, tubular adenoma, villous adenoma, hamartoma, leiomyoma); Genitourinary tract: kidney (adenocarcinoma, Wilms' tumor (nephroblastoma), lymphoma, leukemia), bladder and urethra (squamous cell carcinoma, transitional cell carcinoma, adenocarcinoma), prostate (adenocarcinoma, sarcoma), testis (seminoma, teratoma, embryonal carcinoma, teratocarcinoma, choriocarcinoma, sarcoma, interstitial cell carcinoma, fibroma, fibroadenoma, adenomatoid tumors, lipoma); Liver: hepatoma (hepatocellular carcinoma), cholangiocarcinoma, hepatoblastoma, angiosarcoma, hepatocellular adenoma, hemangioma; Bone: osteogenic sarcoma (osteosarcoma), fibrosarcoma, malignant fibrous histiocytoma, chondrosarcoma, Ewing's sarcoma, malignant lymphoma (reticulum cell sarcoma), multiple myeloma, malignant giant cell tumor chordoma, osteochondroma (osteochondrogenous exostoses), benign chondroma, chondroblastoma, chondromyxofibroma, osteoid osteoma and giant cell tumors; Nervous system: skull (osteoma, hemangioma, granuloma, xanthoma, osteitis deformans), meninges (meningioma, meningiosarcoma, gliomatosis), brain (astrocytoma, medulloblastoma, glioma, ependymoma, germinoma [pinealoma], glioblastoma multiforme, oligodendroglioma, schwannoma, retinoblastoma, congenital tumors), spinal cord neurofibroma, meningioma, glioma, sarcoma); Gynecological: uterus (endometrial carcinoma), cervix (cervical carcinoma, pre-tumor cervical dysplasia), ovaries (ovarian carcinoma [serous

cystadenocarcinoma, mucinous cystadenocarcinoma, unclassified carcinoma], granulosa-thecal cell tumors, Sertoli-Leydig cell tumors, dysgerminoma, malignant teratoma), vulva (squamous cell carcinoma, intraepithelial carcinoma, adenocarcinoma, fibrosarcoma, melanoma), vagina (clear cell carcinoma, squamous cell carcinoma, botryoid sarcoma (embryonal rhabdomyosarcoma), fallopian tubes (carcinoma); Hematologic: blood (myeloid leukemia [acute and chronic], acute lymphoblastic leukemia, chronic lymphocytic leukemia, myeloproliferative diseases, multiple myeloma, myelodysplastic syndrome), Hodgkin's disease, non-Hodgkin's lymphoma [malignant lymphoma]; Skin: malignant melanoma, basal cell carcinoma, squamous cell carcinoma, Kaposi's sarcoma, moles dysplastic nevi, lipoma, angioma, dermatofibroma, keloids, psoriasis; and Adrenal glands: neuroblastoma. Thus, the term "cancerous cell" as provided herein, includes a cell afflicted by any one of the above-identified conditions.

[0092] A "pharmaceutically acceptable salt" of a compound means a salt that is pharmaceutically acceptable and that possesses the desired pharmacological activity of the parent compound. It is understood that the pharmaceutically acceptable salts are non-toxic. Additional information on suitable pharmaceutically acceptable salts can be found in *Remington's Pharmaceutical Sciences*, 17th ed., Mack Publishing Company, Easton, PA, 1985, which is incorporated herein by reference or S. M. Berge, et al., "Pharmaceutical Salts," *J. Pharm. Sci.*, 1977;66:1-19 both of which are incorporated herein by reference.

[0093] Examples of pharmaceutically acceptable acid addition salts include those formed with inorganic acids such as hydrochloric acid, hydrobromic acid, sulfuric acid, nitric acid, phosphoric acid, and the like; as well as organic acids such as acetic acid, trifluoroacetic acid, propionic acid, hexanoic acid, cyclopentanepropionic acid, glycolic acid, pyruvic acid, lactic acid, oxalic acid, maleic acid, malonic acid, succinic acid, fumaric acid, tartaric acid, citric acid, benzoic acid, cinnamic acid, 3-(4-hydroxybenzoyl)benzoic acid, mandelic acid, methanesulfonic acid, ethanesulfonic acid, 1,2-ethanedisulfonic acid, 2-hydroxyethanesulfonic acid, benzenesulfonic acid, 4-chlorobenzenesulfonic acid, 2-naphthalenesulfonic acid, 4-toluenesulfonic acid, camphorsulfonic acid, glucoheptonic acid, 4,4'-methylenebis-(3-hydroxy-2-ene-1-carboxylic acid), 3-phenylpropionic acid, trimethylacetic acid, tertiary butylacetic acid, lauryl sulfuric acid, gluconic acid, glutamic acid, hydroxynaphthoic acid, salicylic acid, stearic acid, muconic acid, p-toluenesulfonic acid, and salicylic acid and the like.

[0094] Examples of a pharmaceutically acceptable base addition salts include those formed when an acidic proton present in the parent compound is replaced by a metal ion,

such as sodium, potassium, lithium, ammonium, calcium, magnesium, iron, zinc, copper, manganese, aluminum salts and the like. Preferable salts are the ammonium, potassium, sodium, calcium, and magnesium salts. Salts derived from pharmaceutically acceptable organic non-toxic bases include, but are not limited to, salts of primary, secondary, and tertiary amines, substituted amines including naturally occurring substituted amines, cyclic amines and basic ion exchange resins. Examples of organic bases include isopropylamine, trimethylamine, diethylamine, triethylamine, tripropylamine, ethanolamine, 2-dimethylaminoethanol, 2-diethylaminoethanol, dicyclohexylamine, lysine, arginine, histidine, caffeine, procaine, hydrabamine, choline, betaine, ethylenediamine, glucosamine, methylglucamine, theobromine, purines, piperazine, piperidine, *N*-ethylpiperidine, tromethamine, *N*-methylglucamine, polyamine resins, and the like. Exemplary organic bases are isopropylamine, diethylamine, ethanolamine, trimethylamine, dicyclohexylamine, choline, and caffeine.

[0095] “Prodrug” refers to compounds that are transformed (typically rapidly) *in vivo* to yield the parent compound of the above formulae, for example, by hydrolysis in blood. Common examples include, but are not limited to, ester and amide forms of a compound having an active form bearing a carboxylic acid moiety. Examples of pharmaceutically acceptable esters of the compounds of this invention include, but are not limited to, alkyl esters (for example with between about one and about six carbons) the alkyl group is a straight or branched chain. Acceptable esters also include cycloalkyl esters and arylalkyl esters such as, but not limited to benzyl. Examples of pharmaceutically acceptable amides of the compounds of this invention include, but are not limited to, primary amides, and secondary and tertiary alkyl amides (for example with between about one and about six carbons). Amides and esters of the compounds of the present invention may be prepared according to conventional methods. A thorough discussion of prodrugs is provided in T. Higuchi and V. Stella, “Pro-drugs as Novel Delivery Systems,” Vol 14 of the A.C.S. Symposium Series, and in *Bioreversible Carriers in Drug Design*, ed. Edward B. Roche, American Pharmaceutical Association and Pergamon Press, 1987, both of which are incorporated herein by reference for all purposes.

[0096] “Metabolite” refers to the break-down or end product of a compound or its salt produced by metabolism or biotransformation in the animal or human body; for example, biotransformation to a more polar molecule such as by oxidation, reduction, or hydrolysis, or to a conjugate (see Goodman and Gilman, “The Pharmacological Basis of Therapeutics” 8.sup.th Ed., Pergamon Press, Gilman et al. (eds), 1990 for a discussion of

biotransformation). As used herein, the metabolite of a compound of the invention or its salt may be the biologically active form of the compound in the body. In one example, a prodrug may be used such that the biologically active form, a metabolite, is released *in vivo*. In another example, a biologically active metabolite is discovered serendipitously, that is, no prodrug design *per se* was undertaken. An assay for activity of a metabolite of a compound of the present invention is known to one of skill in the art in light of the present disclosure.

[0097] “Treating” or “treatment” of a disease, disorder, or syndrome, as used herein, includes (i) preventing the disease, disorder, or syndrome from occurring in a human, *i.e.* causing the clinical symptoms of the disease, disorder, or syndrome not to develop in an animal that may be exposed to or predisposed to the disease, disorder, or syndrome but does not yet experience or display symptoms of the disease, disorder, or syndrome; (ii) inhibiting the disease, disorder, or syndrome, *i.e.*, arresting its development; and (iii) relieving the disease, disorder, or syndrome, *i.e.*, causing regression of the disease, disorder, or syndrome. As is known in the art, adjustments for systemic versus localized delivery, age, body weight, general health, sex, diet, time of administration, drug interaction and the severity of the condition may be necessary, and will be ascertainable with routine experimentation by one of ordinary skill in the art.

[0098] The compounds disclosed herein also include all pharmaceutically acceptable isotopic variations, in which at least one atom is replaced by an atom having the same atomic number, but an atomic mass different from the atomic mass usually found in nature. Examples of isotopes suitable for inclusion in the disclosed compounds include, without limitation, isotopes of hydrogen, such as ^2H and ^3H ; isotopes of carbon, such as ^{13}C and ^{14}C ; isotopes of nitrogen, such as ^{15}N ; isotopes of oxygen, such as ^{17}O and ^{18}O ; isotopes of phosphorus, such as ^{31}P and ^{32}P ; isotopes of sulfur, such as ^{35}S ; isotopes of fluorine, such as ^{18}F ; and isotopes of chlorine, such as ^{36}Cl . Use of isotopic variations (e.g., deuterium, ^2H) may afford certain therapeutic advantages resulting from greater metabolic stability, for example, increased *in vivo* half-life or reduced dosage requirements. Additionally, certain isotopic variations of the disclosed compounds may incorporate a radioactive isotope (e.g., tritium, ^3H , or ^{14}C), which may be useful in drug and/or substrate tissue distribution studies.

Embodiments of the Invention

[0099] One embodiment (A) of a Compound of Formula I is where hydrogen, optionally substituted alkyl, optionally substituted cycloalkyl, optionally substituted cycloalkylalkyl, optionally substituted aryl, optionally substituted arylalkyl, optionally substituted heterocycloalkyl, optionally substituted heterocycloalkylalkyl, optionally substituted

heteroaryl or optionally substituted heteroarylalkyl. Specifically, R^1 is hydrogen, optionally substituted alkyl, optionally substituted cycloalkyl, optionally substituted arylalkyl, or optionally substituted heterocycloalkylalkyl. More specifically, R^1 is hydrogen, alkyl, alkyl substituted with one or two hydroxy, alkyl substituted with alkoxy, cycloalkyl, arylalkyl, or heterocycloalkylalkyl. Even more specifically, R^1 is hydrogen, methyl, ethyl, propyl, isopropyl, 2-hydroxypropyl, 3-hydroxypropyl, 2-ethoxyethyl, 3-methoxypropyl, 3-ethoxypropyl, 3-isopropoxypropyl, cyclopropyl, cyclobutyl, cyclopentyl, cyclohexyl, benzyl, or 2-piperidin-1-ylethyl. Yet even more specifically, R^1 is ethyl, isopropyl, cyclopentyl, or cyclohexyl. Yet even more specifically, R^1 is ethyl.

[00100] Another embodiment (B) of a Compound of Formula I where R^2 is hydrogen or alkyl where the alkyl is optionally substituted with 1, 2, 3, 4, or 5 R^8 groups. Specifically, R^2 is hydrogen or alkyl where the alkyl is optionally substituted with one, two, or three R^8 groups. More specifically, R^2 is hydrogen or alkyl where the alkyl is optionally substituted with one, two, or three R^8 groups; and each R^8 , when present, is independently selected from amino, alkylamino, dialkylamino, and halo. Even more specifically, R^2 is hydrogen, methyl, ethyl, propyl, isopropyl, *tert*-butyl, 3-aminopropyl, 3-(*N*-methylamino)-propyl, 3-(*N,N*-dimethylamino)-propyl, 2-fluoroethyl, or 2,2,2-trifluoroethyl. Yet even more specifically, R^2 is hydrogen or ethyl. Yet even more preferably, R^2 is hydrogen.

[00101] In another embodiment, R^2 is hydrogen.

[00102] In another embodiment, R^2 is alkyl optionally substituted with 1, 2, 3, 4, or 5, R^8 groups. Specifically, R^2 is alkyl where the alkyl is optionally substituted with one, two, or three R^8 groups; and each R^8 , when present, is independently selected from amino, alkylamino, dialkylamino, and halo. Even more specifically, R^2 is methyl, ethyl, propyl, isopropyl, *tert*-butyl, 3-aminopropyl, 3-(*N*-methylamino)-propyl, 3-(*N,N*-dimethylamino)-propyl, 2-fluoroethyl, or 2,2,2-trifluoroethyl. Yet even more specifically, R^2 is ethyl.

[00103] Another embodiment (C) of a Compound of Formula I is where R^4 is optionally substituted alkyl. Specifically, R^4 is methyl or ethyl. More specifically, R^4 is methyl.

[00104] Another embodiment (D) of a Compound of Formula I where R^1 is where R^6 is acyl. More specifically, R^6 is alkylcarbonyl. Even more specifically, R^6 is acetyl.

[00105] Another embodiment (E) of a Compound of Formula I is where R^6 is phenyl optionally substituted with 1, 2, 3, 4, or 5 R^9 groups. Specifically, R^6 is phenyl optionally substituted with one or two R^9 groups; and each R^9 , when present, is independently selected from aryl, halo, alkoxy, aryloxy, and haloalkyl. More specifically, R^6 is phenyl optionally substituted with one or two R^9 groups; and each R^9 , when present, is independently selected

from phenyl, fluoro, chloro, methoxy, phenoxy, and trifluoromethyl. Even more specifically, R⁶ is phenyl, phenyl substituted with phenyl, fluorophenyl, difluorophenyl, chlorophenyl, dichlorophenyl, phenyl substituted with chloro and fluoro, methoxyphenyl, dimethoxyphenyl, phenoxyphenyl, or trifluoromethylphenyl. Yet even more specifically, R⁶ is phenyl, 2-phenyl-phenyl, 3-phenyl-phenyl, 4-phenyl-phenyl, 2-fluorophenyl, 3-fluorophenyl, 4-fluorophenyl, 2,3-difluorophenyl, 2,4-difluorophenyl, 2,5-difluorophenyl, 2,6-difluorophenyl, 3,4-difluorophenyl, 3,5-difluorophenyl, 2-chlorophenyl, 3-chlorophenyl, 4-chlorophenyl, 2,3-dichlorophenyl, 2,4-dichlorophenyl, 2,5-dichlorophenyl, 2,6-dichlorophenyl, 3,4-dichlorophenyl, 3,5-dichlorophenyl, 3-chloro-4-fluoro-phenyl, 2-methoxyphenyl, 3-methoxyphenyl, 4-methoxyphenyl, 2,3-dimethoxyphenyl, 2,4-dimethoxyphenyl, 2,5-dimethoxyphenyl, 2,6-dimethoxyphenyl, 3,4-dimethoxyphenyl, 3,5-dimethoxyphenyl, 4-phenoxyphenyl, 2-trifluoromethylphenyl, 3-trifluoromethylphenyl, or 4-trifluoromethylphenyl.

[00106] Another embodiment (F) of a Compound of Formula I is where R⁶ is phenyl substituted with 1, 2, 3, 4, or 5 R⁹ groups.

[00107] Another embodiment (G) of a Compound of Formula I is where R⁶ is heteroaryl optionally substituted with 1, 2, 3, 4, or 5 R⁹ groups.

[00108] A more specific embodiment (G1) of embodiment G is a Compound of Formula I where R⁶ is a 6-membered heteroaryl optionally substituted with one or two R⁹. More specifically, R⁶ is pyridinyl, pyrazinyl, pyrimidinyl, or pyridazinyl each of which is optionally substituted with one R⁹ where R⁹, when present, is halo. Even more specifically, R⁶ is pyridin-2-yl, pyridin-3-yl, pyridin-4-yl, 3-fluoropyridin-4-yl, pyrazin-2-yl, pyrazin-3-yl, pyrimidin-2-yl, pyrimidin-4-yl, pyrimidin-5-yl, pyridazin-3-yl, or pyridazin-4-yl, each of which is optionally substituted with one or two R⁹.

[00109] In an even more specific embodiment (G2) of embodiment G is a Compound of Formula I where R⁶ is pyrazinyl, pyrimidinyl, or pyridazinyl each of which is optionally substituted with one R⁹ where R⁹, when present, is halo. Even more specifically, R⁶ is pyrazin-2-yl, pyrazin-3-yl, pyrimidin-2-yl, pyrimidin-4-yl, pyrimidin-5-yl, pyridazin-3-yl, or pyridazin-4-yl.

[00110] A more specific embodiment (G3) of embodiment G is a Compound of Formula I where R⁶ is 5-membered heteroaryl optionally substituted with one or two R⁹. Specifically R⁶ is pyrazolyl, imidazolyl, thienyl, thiazolyl, oxazolyl, isoxazolyl, oxadiazolyl, furanyl, pyrrolyl, triazolyl, or tetrazolyl, each of which is optionally substituted with one R⁹ where R⁹, when present, is alkyl, arylalkyl, cyano, aryl, alkoxy carbonyl, or halo. More specifically, R⁶

is pyrazol-1-yl, pyrazol-3-yl, pyrazol-4-yl, pyrazol-5-yl, imidazol-1-yl, imidazol-2-yl, imidazol-4-yl, imidazol-5-yl, thien-2-yl, thien-3-yl, thiazol-2-yl, thiazol-4-yl, thiazol-5-yl, oxazol-2-yl, oxazol-4-yl, oxazol-5-yl, isoxazol-3-yl, isoxazol-4-yl, isoxazol-5-yl, 1,2,3-oxadiazol-4-yl, 1,2,3-oxadiazol-5-yl, 1,3,4-oxadiazol-2-yl, 1,2,4-oxadiazol-3-yl, 1,2,4-oxadiazol-5-yl, furan-2-yl, furan-3-yl, pyrrol-1-yl, pyrrol-2-yl, pyrrol-3-yl, triazol-1-yl, triazol-4-yl, triazol-5-yl, tetrazol-1-yl, or tetrazol-5-yl; each of which is optionally substituted with one R⁹ where R⁹, when present, is methyl, benzyl, cyano, phenyl, *N-tert*-butoxycarbonyl, or chloro. Even more specifically, R⁶ is pyrazol-3-yl, pyrazol-4-yl, pyrazol-5-yl, imidazol-2-yl, imidazol-4-yl, imidazol-5-yl, thien-2-yl, thien-3-yl, thiazol-2-yl, thiazol-4-yl, thiazol-5-yl, oxazol-2-yl, oxazol-4-yl, oxazol-5-yl, isoxazol-3-yl, isoxazol-4-yl, isoxazol-5-yl, 1,2,3-oxadiazol-4-yl, 1,2,3-oxadiazol-5-yl, 1,3,4-oxadiazol-2-yl, 1,2,4-oxadiazol-3-yl, 1,2,4-oxadiazol-5-yl, furan-2-yl, furan-3-yl, pyrrol-2-yl, pyrrol-3-yl, triazol-4-yl, triazol-5-yl, or tetrazol-5-yl; each of which is optionally substituted with one R⁹ where R⁹, when present, is methyl, benzyl, cyano, phenyl, *N-tert*-butoxycarbonyl, or chloro.

[00111] A more specific embodiment (G4) of embodiment G is a Compound of Formula I where R⁶ is thienyl, pyrrolyl, furanyl, pyrazolyl, thiazolyl, isoxazolyl, imidazolyl, triazolyl, or tetrazolyl, each of which is optionally substituted with one R⁹ where R⁹, when present, is methyl, benzyl, cyano, phenyl, *N-tert*-butoxycarbonyl, or chloro. Specifically, R⁶ is thien-2-yl, thien-3-yl, pyrrol-2-yl, furan-2-yl, furan-3-yl, pyrazol-3-yl, pyrazol-4-yl, pyrazol-5-yl, thiazol-2-yl, thiazol-5-yl, isoxazol-4-yl, imidazol-5-yl, triazol-5-yl, tetrazol-5-yl, each of which is optionally substituted with one R⁹ where R⁹, when present, is methyl, benzyl, cyano, phenyl, *N-tert*-butoxycarbonyl, or chloro. More specifically, R⁶ is thien-2-yl, thien-3-yl, 5-cyano-thien-2-yl, 4-methyl-thien-2-yl, 4-methyl-thien-3-yl, 5-chloro-thien-5-yl, 5-phenyl-thien-2-yl, pyrrol-2-yl, *N-tert*-butoxycarbonyl-pyrrol-2-yl, *N*-methyl-pyrrol-2-yl, furan-2-yl, furan-3-yl, pyrazol-3-yl, pyrazol-4-yl, *N*-benzyl-pyrazol-4-yl, pyrazol-5-yl, thiazol-2-yl, thiazol-5-yl, isoxazol-4-yl, imidazol-5-yl, triazol-5-yl, tetrazol-5-yl,

[00112] A more specific embodiment (G5) of embodiment G is a Compound of Formula I where R⁶ is thien-2-yl, thien-3-yl, pyrrol-2-yl, furan-2-yl, furan-3-yl, pyrazol-3-yl, pyrazol-4-yl, pyrazol-5-yl, thiazol-2-yl, thiazol-5-yl, isoxazol-4-yl, imidazol-5-yl, triazol-5-yl, or tetrazol-5-yl, each of which is optionally substituted with one R⁹ where R⁹, when present, is methyl, benzyl, cyano, phenyl, *N-tert*-butoxycarbonyl, or chloro.

[00113] A more specific embodiment (G6) of embodiment G is a Compound of Formula I where R⁶ is indolyl, benzimidazolyl, benzofuranyl, benzoxazolyl, or benzoisoxazolyl each of which is optionally substituted with 1, 2, 3, 4, or 5 R⁹ groups. Specifically, R⁶ is indol-2-yl,

indol-3-yl, indol-4-yl, indol-5-yl, indol-6-yl, indol-7-yl, benzimidazol-2-yl, benzimidazol-4-yl, benzimidazol-5-yl, benzimidazol-6-yl, benzimidazol-7-yl, benzofuran-2-yl, benzofuran-3-yl, benzofuran-4-yl, benzofuran-5-yl, benzofuran-6-yl, benzofuran-7-yl, benzoxazol-2-yl, benzoxazol-4-yl, benzoxazol-5-yl, benzoxazol-6-yl, benzoxazol-7-yl, benzoisoxazol-3-yl, benzoisoxazol-4-yl, benzoisoxazol-5-yl, benzoisoxazol-6-yl, or benzoisoxazol-7-yl; each of which is optionally substituted with 1, 2, 3, 4, or 5 R⁹ groups. More specifically, R⁶ is indol-6-yl.

[00114] Another embodiment (H) is a Compound of Formula 1 is where R¹ is hydrogen, optionally substituted alkyl, optionally substituted cycloalkyl, optionally substituted heterocycloalkyl, or optionally substituted arylalkyl; X is -NH-; R² is hydrogen or alkyl where the alkyl is optionally substituted with one or two R⁸ groups; R⁴ is alkyl; R⁵ is hydrogen; R⁶ is phenyl or heteroaryl wherein the phenyl and heteroaryl are optionally substituted with one, two, or three R⁹ groups; each R⁸, when present, is independently amino, alkylamino, dialkylamino, or halo; and each R⁹, when present, is independently alkyl, arylalkyl, cyano, aryl, alkoxy carbonyl, or halo.

[00115] Another embodiment (J) is a Compound of Formula 1 is where R⁶ is pyrazol-3-yl, pyrazol-4-yl, pyrazol-5-yl, imidazol-2-yl, imidazol-4-yl, imidazol-5-yl, thien-2-yl, thien-3-yl, thiazol-2-yl, thiazol-4-yl, thiazol-5-yl, oxazol-2-yl, oxazol-4-yl, oxazol-5-yl, isoxazol-3-yl, isoxazol-4-yl, isoxazol-5-yl, 1,2,3-oxadiazol-4-yl, 1,2,3-oxadiazol-5-yl, 1,3,4-oxadiazol-2-yl, 1,2,4-oxadiazol-3-yl, 1,2,4-oxadiazol-5-yl, furan-2-yl, furan-3-yl, pyrrol-2-yl, pyrrol-3-yl, triazol-4-yl, triazol-5-yl, or tetrazol-5-yl; each of which is optionally substituted with 1, 2, 3, 4, or 5 R⁹ groups.

[00116] Another embodiment (K) is a Compound of Formula I is where R¹ is alkyl or cycloalkyl; R⁴ is methyl; and R⁶ is heteroaryl optionally substituted with one or two R⁹ groups. Specifically, each R⁹, when present, is independently alkyl, arylalkyl, cyano, aryl, alkoxy carbonyl, or halo. Specifically, R⁶ is pyrazol-3-yl, pyrazol-4-yl, pyrazol-5-yl, imidazol-2-yl, imidazol-4-yl, imidazol-5-yl, thien-2-yl, thien-3-yl, thiazol-2-yl, thiazol-4-yl, thiazol-5-yl, oxazol-2-yl, oxazol-4-yl, oxazol-5-yl, isoxazol-3-yl, isoxazol-4-yl, isoxazol-5-yl, 1,2,3-oxadiazol-4-yl, 1,2,3-oxadiazol-5-yl, 1,3,4-oxadiazol-2-yl, 1,2,4-oxadiazol-3-yl, 1,2,4-oxadiazol-5-yl, furan-2-yl, furan-3-yl, pyrrol-2-yl, pyrrol-3-yl, triazol-4-yl, triazol-5-yl, or tetrazol-5-yl; each of which is optionally substituted with one R⁹ where R⁹, when present, is methyl, benzyl, cyano, phenyl, or *N-tert*-butoxycarbonyl.

[00117] A more specific embodiment (K1) of embodiment K is a Compound of Formula I where R² is hydrogen.

[00118] A more specific embodiment (K2) of embodiment K is a Compound of Formula I where R^2 is methyl or ethyl.

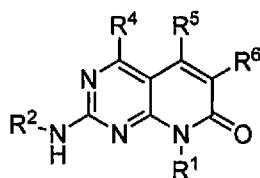
[00119] Another embodiment (L) of a Compound of Formula I is where R^1 is alkyl or cycloalkyl; R^4 is methyl; and R^6 is phenyl optionally substituted with one or two R^9 groups. Specifically each R^9 , when present, is independently halo, alkoxy, or haloalkyl.

[00120] Another embodiment (M) of a Compound of Formula I is where R^1 is alkyl or cycloalkyl; R^4 is methyl; and R^2 is hydrogen.

[00121] Another embodiment (N) of a Compound of Formula I is where R^1 is alkyl or cycloalkyl; R^4 is methyl; and R^2 is optionally substituted alkyl.

Compounds of Formula IA

[00122] In another embodiment, the compound of formula I is a compound of formula IA.



IA

or a pharmaceutically acceptable salt thereof, wherein:

R^1 is alkyl, cycloalkyl, cycloalkylalkyl, aryl, arylalkyl, heterocycloalkyl, heterocycloalkylalkyl, heteroaryl, or heteroarylalkyl;

R^2 is hydrogen or alkyl;

R^4 is alkyl;

R^5 is hydrogen;

R^6 is phenyl, acyl, or heteroaryl wherein the phenyl and heteroaryl are optionally substituted with 1, 2, 3, 4, or 5 R^9 groups; and

each R^9 , when present, is independently halo, alkyl, haloalkyl, alkoxy, haloalkoxy, cyano, amino, alkylamino, dialkylamino, alkoxyalkyl, carboxyalkyl, alkoxycarbonyl, aminoalkyl, cycloalkyl, aryl, arylalkyl, aryloxy, heterocycloalkyl, or heteroaryl and where the cycloalkyl, aryl, heterocycloalkyl, and heteroaryl, each either alone or as part of another group within R^9 , are independently optionally substituted with 1, 2, 3, or 4 groups selected from halo, alkyl, haloalkyl, hydroxy, alkoxy, haloalkoxy, amino, alkylamino, and dialkylamino.

[00123] In one embodiment, R^1 is alkyl, cycloalkyl, heterocycloalkylalkyl, or arylalkyl; X is -NH-; R^2 is hydrogen or alkyl; R^4 is alkyl; R^5 is hydrogen; R^6 is phenyl or heteroaryl

wherein the phenyl and heteroaryl are optionally substituted with one, two, or three R⁹ groups; each R⁸, when present, is independently amino, alkylamino, dialkylamino, or halo; and each R⁸, when present, is independently alkyl, arylalkyl, cyano, aryl, or alkoxy carbonyl.

[00124] In another embodiment, R⁴ is methyl.

[00125] In another embodiment, R¹ is alkyl, cycloalkyl, or heterocycloalkyl.

[00126] In another embodiment, R¹ is alkyl.

[00127] In another embodiment, R⁶ is heteroaryl optionally substituted with 1, 2, or 3 R⁹ groups.

[00128] In another embodiment, each R⁹, when present, is independently alkyl, arylalkyl, cyano, aryl, alkoxy carbonyl, or halo.

[00129] In another embodiment, R⁶ is pyrazolyl, imidazolyl, thienyl, thiazolyl, oxazolyl, isoxazolyl, oxadiazolyl, furanyl, pyrrolyl, triazolyl, or tetrazolyl; each of which is optionally substituted with 1, 2, or 3 R⁹ groups.

[00130] In another embodiment, R⁶ is pyrazol-3-yl, pyrazol-4-yl, pyrazol-5-yl, imidazol-2-yl, imidazol-4-yl, imidazol-5-yl, thien-2-yl, thien-3-yl, thiazol-2-yl, thiazol-4-yl, thiazol-5-yl, oxazol-2-yl, oxazol-4-yl, oxazol-5-yl, isoxazol-3-yl, isoxazol-4-yl, isoxazol-5-yl, 1,2,3-oxadiazol-4-yl, 1,2,3-oxadiazol-5-yl, 1,3,4-oxadiazol-2-yl, 1,2,4-oxadiazol-3-yl, 1,2,4-oxadiazol-5-yl, furan-2-yl, furan-3-yl, pyrrol-2-yl, pyrrol-3-yl, triazol-4-yl, triazol-5-yl, or tetrazol-5-yl; each of which is optionally substituted with 1, 2, or 3 R⁹ groups.

[00131] In another embodiment, R⁶ is pyrazinyl, pyrimidinyl, or pyridazinyl each of which is optionally substituted with 1, 2, or 3 R⁹ groups and R⁴ is methyl.

[00132] In another embodiment, R² is hydrogen, R⁴ is methyl, R¹ is optionally substituted alkyl, cycloalkyl, or heterocycloalkyl, and R⁶ is heteroaryl optionally substituted with 1, 2, or 3 R⁹ groups.

[00133] In another embodiment, the compound of formula III is selected from:

8-ethyl-2-(ethylamino)-4-methyl-6-phenylpyrido[2,3-d]pyrimidin-7(8H)-one;
6-biphenyl-4-yl-8-ethyl-2-(ethylamino)-4-methylpyrido[2,3-d]pyrimidin-7(8H)-one;
6-(2,4-difluorophenyl)-8-ethyl-2-(ethylamino)-4-methylpyrido[2,3-d]pyrimidin-7(8H)-one;
6-(3-chloro-4-fluorophenyl)-8-ethyl-2-(ethylamino)-4-methylpyrido[2,3-d]pyrimidin-7(8H)-one;
8-ethyl-2-(ethylamino)-4-methyl-6-[4-(methoxy)phenyl]pyrido[2,3-d]pyrimidin-7(8H)-one;
6-(2,4-dichlorophenyl)-8-ethyl-2-(ethylamino)-4-methylpyrido[2,3-d]pyrimidin-7(8H)-

one;
6-(3,4-difluorophenyl)-8-ethyl-2-(ethylamino)-4-methylpyrido[2,3-d]pyrimidin-7(8H)-one;
8-ethyl-2-(ethylamino)-4-methyl-6-[2-(methyloxy)phenyl]pyrido[2,3-d]pyrimidin-7(8H)-one;
8-ethyl-2-(ethylamino)-4-methyl-6-[4-(phenyloxy)phenyl]pyrido[2,3-d]pyrimidin-7(8H)-one;
6-[2,4-bis(methyloxy)phenyl]-8-ethyl-2-(ethylamino)-4-methylpyrido[2,3-d]pyrimidin-7(8H)-one;
8-ethyl-2-(ethylamino)-6-(3-fluorophenyl)-4-methylpyrido[2,3-d]pyrimidin-7(8H)-one;
8-ethyl-2-(ethylamino)-6-(2-fluorophenyl)-4-methylpyrido[2,3-d]pyrimidin-7(8H)-one;
8-ethyl-2-(ethylamino)-4-methyl-6-[3-(trifluoromethyl)phenyl]pyrido[2,3-d]pyrimidin-7(8H)-one;
8-ethyl-2-(ethylamino)-6-(4-fluorophenyl)-4-methylpyrido[2,3-d]pyrimidin-7(8H)-one;
8-ethyl-2-(ethylamino)-4-methyl-6-(2-thienyl)pyrido[2,3-d]pyrimidin-7(8H)-one;
8-ethyl-2-(ethylamino)-4-methyl-6-[3-(methyloxy)phenyl]pyrido[2,3-d]pyrimidin-7(8H)-one;
6-(3-chlorophenyl)-8-ethyl-2-(ethylamino)-4-methylpyrido[2,3-d]pyrimidin-7(8H)-one;
6-(4-chlorophenyl)-8-ethyl-2-(ethylamino)-4-methylpyrido[2,3-d]pyrimidin-7(8H)-one;
8-ethyl-2-(ethylamino)-4-methyl-6-(3-thienyl)pyrido[2,3-d]pyrimidin-7(8H)-one;
8-ethyl-2-(ethylamino)-4-methyl-6-(4-methyl-2-thienyl)pyrido[2,3-d]pyrimidin-7(8H)-one;
8-ethyl-2-(ethylamino)-4-methyl-6-(4-methyl-3-thienyl)pyrido[2,3-d]pyrimidin-7(8H)-one;
1,1-dimethylethyl 2-[8-ethyl-2-(ethylamino)-4-methyl-7-oxo-7,8-dihydropyrido[2,3-d]pyrimidin-6-yl]-1H-pyrrole-1-carboxylate;
8-ethyl-2-(ethylamino)-4-methyl-6-(1H-pyrrol-2-yl)pyrido[2,3-d]pyrimidin-7(8H)-one;
6-(5-chloro-2-thienyl)-8-ethyl-2-(ethylamino)-4-methylpyrido[2,3-d]pyrimidin-7(8H)-one;
8-ethyl-2-(ethylamino)-4-methyl-6-pyrimidin-5-ylpyrido[2,3-d]pyrimidin-7(8H)-one;
8-ethyl-2-(ethylamino)-6-(3-fluoropyridin-4-yl)-4-methylpyrido[2,3-d]pyrimidin-7(8H)-one;
8-ethyl-2-(ethylamino)-6-furan-3-yl-4-methylpyrido[2,3-d]pyrimidin-7(8H)-one;
8-ethyl-2-(ethylamino)-4-methyl-6-[1-(phenylmethyl)-1H-pyrazol-4-yl]pyrido[2,3-d]pyrimidin-7(8H)-one;
2-(ethylamino)-4-methyl-8-(1-methylethyl)-6-(2-thienyl)pyrido[2,3-d]pyrimidin-7(8H)-one;

8-ethyl-2-(ethylamino)-6-(1 <i>H</i> -indol-6-yl)-4-methylpyrido[2,3- <i>d</i>]pyrimidin-7(8 <i>H</i>)-one;
8-ethyl-2-(ethylamino)-4-methyl-6-(5-phenyl-2-thienyl)pyrido[2,3- <i>d</i>]pyrimidin-7(8 <i>H</i>)-one;
2-(ethylamino)-6-furan-3-yl-4-methyl-8-(1-methylethyl)pyrido[2,3- <i>d</i>]pyrimidin-7(8 <i>H</i>)-one;
8-ethyl-2-(ethylamino)-4-methyl-6-(1 <i>H</i> -pyrazol-5-yl)pyrido[2,3- <i>d</i>]pyrimidin-7(8 <i>H</i>)-one;
8-cyclohexyl-2-(ethylamino)-4-methyl-6-(2-thienyl)pyrido[2,3- <i>d</i>]pyrimidin-7(8 <i>H</i>)-one;
8-ethyl-2-(ethylamino)-4-methyl-6-(1,3-thiazol-2-yl)pyrido[2,3- <i>d</i>]pyrimidin-7(8 <i>H</i>)-one;
8-cyclopentyl-2-(ethylamino)-4-methyl-6-(1 <i>H</i> -pyrazol-3-yl)pyrido[2,3- <i>d</i>]pyrimidin-7(8 <i>H</i>)-one;
2-(ethylamino)-4-methyl-8-(1-methylethyl)-6-(1 <i>H</i> -pyrazol-5-yl)pyrido[2,3- <i>d</i>]pyrimidin-7(8 <i>H</i>)-one;
8-ethyl-2-(ethylamino)-4-methyl-6-(1 <i>H</i> -pyrazol-1-yl)pyrido[2,3- <i>d</i>]pyrimidin-7(8 <i>H</i>)-one;
2-(ethylamino)-4-methyl-8-(1-methylethyl)-6-(1 <i>H</i> -pyrazol-1-yl)pyrido[2,3- <i>d</i>]pyrimidin-7(8 <i>H</i>)-one;
8-cyclopentyl-2-(ethylamino)-4-methyl-6-(1 <i>H</i> -pyrazol-1-yl)pyrido[2,3- <i>d</i>]pyrimidin-7(8 <i>H</i>)-one;
8-ethyl-4-methyl-6-(1 <i>H</i> -pyrazol-5-yl)-2-[(2,2,2-trifluoroethyl)amino]pyrido[2,3- <i>d</i>]pyrimidin-7(8 <i>H</i>)-one;
2-amino-8-ethyl-4-methyl-6-(1 <i>H</i> -pyrazol-5-yl)pyrido[2,3- <i>d</i>]pyrimidin-7(8 <i>H</i>)-one;
2-(ethylamino)-4-methyl-6-(1 <i>H</i> -pyrazol-3-yl)pyrido[2,3- <i>d</i>]pyrimidin-7(8 <i>H</i>)-one;
8-ethyl-4-methyl-2-(methylamino)-6-(1 <i>H</i> -pyrazol-5-yl)pyrido[2,3- <i>d</i>]pyrimidin-7(8 <i>H</i>)-one;
2-amino-8-cyclopentyl-4-methyl-6-(1 <i>H</i> -pyrazol-3-yl)pyrido[2,3- <i>d</i>]pyrimidin-7(8 <i>H</i>)-one;
8-ethyl-2-[(2-fluoroethyl)amino]-4-methyl-6-(1 <i>H</i> -pyrazol-5-yl)pyrido[2,3- <i>d</i>]pyrimidin-7(8 <i>H</i>)-one;
2-amino-4-methyl-8-(1-methylethyl)-6-(1 <i>H</i> -pyrazol-3-yl)pyrido[2,3- <i>d</i>]pyrimidin-7(8 <i>H</i>)-one;
2-amino-4-methyl-8-(phenylmethyl)-6-(1 <i>H</i> -pyrazol-3-yl)pyrido[2,3- <i>d</i>]pyrimidin-7(8 <i>H</i>)-one;
2-amino-8-ethyl-4-methyl-6-(4-methyl-3-thienyl)pyrido[2,3- <i>d</i>]pyrimidin-7(8 <i>H</i>)-one;
2-amino-8-ethyl-4-methyl-6-(2-thienyl)pyrido[2,3- <i>d</i>]pyrimidin-7(8 <i>H</i>)-one;
2-amino-8-ethyl-6-(4-fluorophenyl)-4-methylpyrido[2,3- <i>d</i>]pyrimidin-7(8 <i>H</i>)-one;
2-amino-8-ethyl-6-(3-fluorophenyl)-4-methylpyrido[2,3- <i>d</i>]pyrimidin-7(8 <i>H</i>)-one;
2-amino-8-ethyl-6-(2-fluorophenyl)-4-methylpyrido[2,3- <i>d</i>]pyrimidin-7(8 <i>H</i>)-one;

2-amino-8-ethyl-4-methyl-6-(3-thienyl)pyrido[2,3- <i>d</i>]pyrimidin-7(8 <i>H</i>)-one;
2-amino-8-ethyl-6-furan-3-yl-4-methylpyrido[2,3- <i>d</i>]pyrimidin-7(8 <i>H</i>)-one;
2-amino-8-ethyl-4-methyl-6-phenylpyrido[2,3- <i>d</i>]pyrimidin-7(8 <i>H</i>)-one;
2-amino-8-ethyl-4-methyl-6-[4-(methyloxy)phenyl]pyrido[2,3- <i>d</i>]pyrimidin-7(8 <i>H</i>)-one;
2-amino-6-(4-chlorophenyl)-8-ethyl-4-methylpyrido[2,3- <i>d</i>]pyrimidin-7(8 <i>H</i>)-one;
2-amino-6-(3-chlorophenyl)-8-ethyl-4-methylpyrido[2,3- <i>d</i>]pyrimidin-7(8 <i>H</i>)-one;
2-amino-8-ethyl-6-isoxazol-4-yl-4-methylpyrido[2,3- <i>d</i>]pyrimidin-7(8 <i>H</i>)-one;
2-amino-8-ethyl-6-furan-2-yl-4-methylpyrido[2,3- <i>d</i>]pyrimidin-7(8 <i>H</i>)-one;
2-amino-6-(2,4-dichlorophenyl)-8-ethyl-4-methylpyrido[2,3- <i>d</i>]pyrimidin-7(8 <i>H</i>)-one;
5-(2-amino-8-ethyl-4-methyl-7-oxo-7,8-dihydropyrido[2,3- <i>d</i>]pyrimidin-6-yl)thiophene-2-carbonitrile;
2-amino-8-ethyl-4-methyl-6-pyrimidin-5-ylpyrido[2,3- <i>d</i>]pyrimidin-7(8 <i>H</i>)-one;
2-amino-8-ethyl-6-(1 <i>H</i> -imidazol-5-yl)-4-methylpyrido[2,3- <i>d</i>]pyrimidin-7(8 <i>H</i>)-one;
2-amino-8-ethyl-4-methyl-6-(1 <i>H</i> -1,2,3-triazol-5-yl)pyrido[2,3- <i>d</i>]pyrimidin-7(8 <i>H</i>)-one;
2-amino-8-ethyl-4-methyl-6-(1 <i>H</i> -pyrazol-4-yl)pyrido[2,3- <i>d</i>]pyrimidin-7(8 <i>H</i>)-one;
2-amino-8-ethyl-4-methyl-6-(1,3-thiazol-2-yl)pyrido[2,3- <i>d</i>]pyrimidin-7(8 <i>H</i>)-one;
2-amino-8-ethyl-4-methyl-6-(1 <i>H</i> -tetrazol-5-yl)pyrido[2,3- <i>d</i>]pyrimidin-7(8 <i>H</i>)-one;
2-amino-8-ethyl-4-methyl-6-(1-methyl-1 <i>H</i> -pyrrol-2-yl)pyrido[2,3- <i>d</i>]pyrimidin-7(8 <i>H</i>)-one;
2-amino-4,8-diethyl-6-(1 <i>H</i> -pyrazol-5-yl)pyrido[2,3- <i>d</i>]pyrimidin-7(8 <i>H</i>)-one; and
2-amino-8-cyclopentyl-4-methyl-6-(1,3-thiazol-5-yl)pyrido[2,3- <i>d</i>]pyrimidin-7(8 <i>H</i>)-one.

[00134] In another embodiment, the compound of formula III is selected from:

8-ethyl-2-(ethylamino)-4-methyl-6-(2-thienyl)pyrido[2,3- <i>d</i>]pyrimidin-7(8 <i>H</i>)-one;
8-ethyl-2-(ethylamino)-4-methyl-6-(3-thienyl)pyrido[2,3- <i>d</i>]pyrimidin-7(8 <i>H</i>)-one;
8-ethyl-2-(ethylamino)-4-methyl-6-(4-methyl-2-thienyl)pyrido[2,3- <i>d</i>]pyrimidin-7(8 <i>H</i>)-one;
8-ethyl-2-(ethylamino)-4-methyl-6-(4-methyl-3-thienyl)pyrido[2,3- <i>d</i>]pyrimidin-7(8 <i>H</i>)-one;
1,1-dimethylethyl 2-[8-ethyl-2-(ethylamino)-4-methyl-7-oxo-7,8-dihydropyrido[2,3- <i>d</i>]pyrimidin-6-yl]-1 <i>H</i> -pyrrole-1-carboxylate
8-ethyl-2-(ethylamino)-4-methyl-6-(1 <i>H</i> -pyrrol-2-yl)pyrido[2,3- <i>d</i>]pyrimidin-7(8 <i>H</i>)-one;
6-(5-chloro-2-thienyl)-8-ethyl-2-(ethylamino)-4-methylpyrido[2,3- <i>d</i>]pyrimidin-7(8 <i>H</i>)-one;
8-ethyl-2-(ethylamino)-4-methyl-6-pyrimidin-5-ylpyrido[2,3- <i>d</i>]pyrimidin-7(8 <i>H</i>)-one;
8-ethyl-2-(ethylamino)-6-(3-fluoropyridin-4-yl)-4-methylpyrido[2,3- <i>d</i>]pyrimidin-7(8 <i>H</i>)-one;

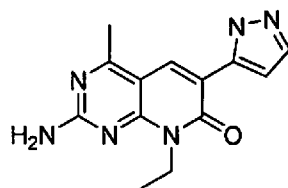
8-ethyl-2-(ethylamino)-6-furan-3-yl-4-methylpyrido[2,3-d]pyrimidin-7(8H)-one;
2-(ethylamino)-4-methyl-8-(1-methylethyl)-6-(2-thienyl)pyrido[2,3-d]pyrimidin-7(8H)-one;
8-ethyl-2-(ethylamino)-6-(1H-indol-6-yl)-4-methylpyrido[2,3-d]pyrimidin-7(8H)-one;
8-ethyl-2-(ethylamino)-4-methyl-6-(5-phenyl-2-thienyl)pyrido[2,3-d]pyrimidin-7(8H)-one;
2-(ethylamino)-6-furan-3-yl-4-methyl-8-(1-methylethyl)pyrido[2,3-d]pyrimidin-7(8H)-one;
8-ethyl-2-(ethylamino)-4-methyl-6-(1H-pyrazol-5-yl)pyrido[2,3-d]pyrimidin-7(8H)-one;
8-cyclohexyl-2-(ethylamino)-4-methyl-6-(2-thienyl)pyrido[2,3-d]pyrimidin-7(8H)-one;
8-ethyl-2-(ethylamino)-4-methyl-6-(1,3-thiazol-2-yl)pyrido[2,3-d]pyrimidin-7(8H)-one;
8-cyclopentyl-2-(ethylamino)-4-methyl-6-(1H-pyrazol-3-yl)pyrido[2,3-d]pyrimidin-7(8H)-one;
2-(ethylamino)-4-methyl-8-(1-methylethyl)-6-(1H-pyrazol-5-yl)pyrido[2,3-d]pyrimidin-7(8H)-one;
8-ethyl-2-(ethylamino)-4-methyl-6-(1H-pyrazol-1-yl)pyrido[2,3-d]pyrimidin-7(8H)-one;
2-(ethylamino)-4-methyl-8-(1-methylethyl)-6-(1H-pyrazol-1-yl)pyrido[2,3-d]pyrimidin-7(8H)-one;
8-cyclopentyl-2-(ethylamino)-4-methyl-6-(1H-pyrazol-1-yl)pyrido[2,3-d]pyrimidin-7(8H)-one;
8-ethyl-4-methyl-6-(1H-pyrazol-5-yl)-2-[(2,2,2-trifluoroethyl)amino]pyrido[2,3-d]pyrimidin-7(8H)-one;
2-(ethylamino)-4-methyl-6-(1H-pyrazol-3-yl)pyrido[2,3-d]pyrimidin-7(8H)-one;
8-ethyl-4-methyl-2-(methylamino)-6-(1H-pyrazol-5-yl)pyrido[2,3-d]pyrimidin-7(8H)-one;
and
8-ethyl-2-[(2-fluoroethyl)amino]-4-methyl-6-(1H-pyrazol-5-yl)pyrido[2,3-d]pyrimidin-7(8H)-one.

[00135] In another embodiment, the compound of formula IA is selected from:

2-amino-8-ethyl-4-methyl-6-(1H-pyrazol-5-yl)pyrido[2,3-d]pyrimidin-7(8H)-one;
2-amino-8-cyclopentyl-4-methyl-6-(1H-pyrazol-3-yl)pyrido[2,3-d]pyrimidin-7(8H)-one;
2-amino-4-methyl-8-(1-methylethyl)-6-(1H-pyrazol-3-yl)pyrido[2,3-d]pyrimidin-7(8H)-one;
2-amino-4-methyl-8-(phenylmethyl)-6-(1H-pyrazol-3-yl)pyrido[2,3-d]pyrimidin-7(8H)-one.

one;
2-amino-8-ethyl-4-methyl-6-(4-methyl-3-thienyl)pyrido[2,3- <i>d</i>]pyrimidin-7(8 <i>H</i>)-one;
2-amino-8-ethyl-4-methyl-6-(2-thienyl)pyrido[2,3- <i>d</i>]pyrimidin-7(8 <i>H</i>)-one;
2-amino-8-ethyl-4-methyl-6-(3-thienyl)pyrido[2,3- <i>d</i>]pyrimidin-7(8 <i>H</i>)-one;
2-amino-8-ethyl-6-furan-3-yl-4-methylpyrido[2,3- <i>d</i>]pyrimidin-7(8 <i>H</i>)-one;
2-amino-8-ethyl-4-methyl-6-phenylpyrido[2,3- <i>d</i>]pyrimidin-7(8 <i>H</i>)-one;
2-amino-8-ethyl-6-isoxazol-4-yl-4-methylpyrido[2,3- <i>d</i>]pyrimidin-7(8 <i>H</i>)-one;
2-amino-8-ethyl-6-furan-2-yl-4-methylpyrido[2,3- <i>d</i>]pyrimidin-7(8 <i>H</i>)-one;
5-(2-amino-8-ethyl-4-methyl-7-oxo-7,8-dihydropyrido[2,3- <i>d</i>]pyrimidin-6-yl)thiophene-2-carbonitrile;
2-amino-8-ethyl-4-methyl-6-pyrimidin-5-ylpyrido[2,3- <i>d</i>]pyrimidin-7(8 <i>H</i>)-one;
2-amino-8-ethyl-6-(1 <i>H</i> -imidazol-5-yl)-4-methylpyrido[2,3- <i>d</i>]pyrimidin-7(8 <i>H</i>)-one;
2-amino-8-ethyl-4-methyl-6-(1 <i>H</i> -1,2,3-triazol-5-yl)pyrido[2,3- <i>d</i>]pyrimidin-7(8 <i>H</i>)-one;
2-amino-8-ethyl-4-methyl-6-(1 <i>H</i> -pyrazol-4-yl)pyrido[2,3- <i>d</i>]pyrimidin-7(8 <i>H</i>)-one;
2-amino-8-ethyl-4-methyl-6-(1,3-thiazol-2-yl)pyrido[2,3- <i>d</i>]pyrimidin-7(8 <i>H</i>)-one;
2-amino-8-ethyl-4-methyl-6-(1 <i>H</i> -tetrazol-5-yl)pyrido[2,3- <i>d</i>]pyrimidin-7(8 <i>H</i>)-one;
2-amino-8-ethyl-4-methyl-6-(1-methyl-1 <i>H</i> -pyrrol-2-yl)pyrido[2,3- <i>d</i>]pyrimidin-7(8 <i>H</i>)-one;
2-amino-4,8-diethyl-6-(1 <i>H</i> -pyrazol-5-yl)pyrido[2,3- <i>d</i>]pyrimidin-7(8 <i>H</i>)-one; and
2-amino-8-cyclopentyl-4-methyl-6-(1,3-thiazol-5-yl)pyrido[2,3- <i>d</i>]pyrimidin-7(8 <i>H</i>)-one.

[00136] In another embodiment, the compound of formula IA is



2-amino-8-ethyl-4-methyl-6-(1*H*-pyrazol-5-yl)pyrido[2,3-*d*]pyrimidin-7(8*H*)-one (Compound A) or a pharmaceutically acceptable salt thereof.

[00137] Another embodiment (P) of the Invention is a method of treating disease, disorder, or syndrome where the disease is associated with uncontrolled, abnormal, and/or unwanted cellular activities effected directly or indirectly by PI3K α which method comprises administering to a human in need thereof a therapeutically effective amount of a compound

of Formula I or II or a pharmaceutically acceptable salt, solvate, or a pharmaceutical composition thereof. Specifically, the Compound is of Formula I.

[00138] Another embodiment (Q) of the invention is directed to a method of treating a disease, disorder, or syndrome which method comprises administering to a patient a therapeutically effective amount of a compound of Formula I, II, or III or a pharmaceutically acceptable salt or solvate thereof, or a pharmaceutical composition comprising a therapeutically effective amount of a compound of Formula I and a pharmaceutically acceptable carrier, excipient, or diluent. Specifically, the disease is cancer. More specifically, the cancer is breast cancer, colon cancer, rectal cancer, endometrial cancer, gastric carcinoma, glioblastoma, hepatocellular carcinoma, small cell lung cancer, non-small cell lung cancer, melanoma, ovarian cancer, cervical cancer, pancreatic cancer, prostate carcinoma, acute myelogenous leukemia (AML), chronic myelogenous leukemia (CML), or thyroid carcinoma. Even more specifically, the cancer is ovarian cancer, cervical cancer, breast cancer, colon cancer, rectal cancer, or glioblastoma.

[00139] Another embodiment (R) of the Invention is directed to a method of treating a disease, disorder, or syndrome which method comprises administering to a patient a therapeutically effective amount of a compound of Formula I, II, III or a pharmaceutically acceptable salt or solvate thereof, or a pharmaceutical composition comprising a therapeutically effective amount of a compound of Formula II and a pharmaceutically acceptable carrier, excipient, or diluent. Specifically, the disease is cancer. More specifically, the cancer is breast cancer, colon cancer, rectal cancer, endometrial cancer, gastric carcinoma, glioblastoma, hepatocellular carcinoma, small cell lung cancer, non-small cell lung cancer, melanoma, ovarian cancer, cervical cancer, pancreatic cancer, prostate carcinoma, acute myelogenous leukemia (AML), chronic myelogenous leukemia (CML), or thyroid carcinoma. Even more specifically, the cancer is ovarian cancer, cervical cancer, breast cancer, colon cancer, rectal cancer, or glioblastomas.

[00140] Another aspect of the invention is a method of inhibiting proliferative activity in a cell, the method comprising administering to a cell or a plurality of cells an effective amount of a compound of Formula I or II, or a pharmaceutically acceptable salt, solvate, or prodrug thereof, or a pharmaceutical composition thereof. Specifically, the Compound is of Formula I.

[00141] Another aspect of the invention is directed to employing the compounds of the invention in a method of screening for candidate agents that bind to, for example PI3K α . The protein is bound to a support, and a compound of the invention is added to the assay.

Alternatively, the compound of the invention is bound to the support and the protein is added. Classes of candidate agents among which novel binding agents may be sought include specific antibodies, non-natural binding agents identified in screens of chemical libraries, peptide analogs, etc. Of particular interest are screening assays for candidate agents that have a low toxicity for human cells. A wide variety of assays may be used for this purpose, including labeled *in vitro* protein-protein binding assays, electrophoretic mobility shift assays, immunoassays for protein binding, functional assays (phosphorylation assays, etc.) and the like.

[00142] The determination of the binding of the candidate agent to, for example, PI3K α can be done in a number of ways. In one example, the candidate agent (the compound of the invention) is labeled, for example, with a fluorescent or radioactive moiety and binding determined directly. For example, this may be done by attaching all or a portion of the PI3K α protein to a solid support, adding a labeled agent (for example a compound of the invention in which at least one atom has been replaced by a detectable isotope), washing off excess reagent, and determining whether the amount of the label is that present on the solid support. Various blocking and washing steps may be utilized as is known in the art.

[00143] The term “labeled” as used herein is meant to include both direct and indirect labeling with a compound that provides a detectable signal, for example, radioisotope, fluorescent tag, enzyme, antibodies, particles such as magnetic particles, chemiluminescent tag, or specific binding molecules, and the like. Specific binding molecules include pairs, such as biotin and streptavidin, digoxin and antidigoxin, and the like. For the specific binding members, the complementary member would normally be labeled with a molecule which provides for detection, in accordance with known procedures, as outlined above. The label can directly or indirectly provide a detectable signal.

[00144] In some embodiments, only one of the components is labeled. For example, PI3K α protein may be labeled at tyrosine positions using ^{125}I , or with fluorophores. Alternatively, more than one component may be labeled with different labels; using ^{125}I for the proteins, for example, and a fluorophor for the candidate agents.

[00145] The compounds of the invention may also be used as competitors to screen for additional drug candidates. The terms “candidate bioactive agent” or “drug candidate” or grammatical equivalents as used herein describe any molecule, *e.g.*, protein, oligopeptide, small organic molecule, polysaccharide, polynucleotide, etc., to be tested for bioactivity. They may be capable of directly or indirectly altering the cellular proliferation phenotype or the expression of a cellular proliferation sequence, including both nucleic acid sequences and

protein sequences. In other cases, alteration of cellular proliferation protein binding and/or activity is screened. In the case where protein binding or activity is screened, some embodiments exclude molecules already known to bind to that particular protein. Exemplary embodiments of assays described herein include candidate agents, which do not bind the target protein in its endogenous native state, termed herein as “exogenous” agents. In one example, exogenous agents further exclude antibodies to PI3K α .

[00146] Candidate agents can encompass numerous chemical classes, though typically they are organic molecules having a molecular weight of more than about 100 and less than about 2,500 daltons. Candidate agents comprise functional groups necessary for structural interaction with proteins, particularly hydrogen bonding and lipophilic binding, and typically include at least an amine, carbonyl, hydroxyl, ether, or carboxyl group, for example at least two of the functional chemical groups. The candidate agents often comprise carbocyclic or heterocyclic structures and/or aromatic or polyaromatic structures substituted with one or more of the above functional groups. Candidate agents are also found among biomolecules including peptides, saccharides, fatty acids, steroids, purines, pyrimidines, derivatives, structural analogs, or combinations thereof.

[00147] Candidate agents are obtained from a wide variety of sources including libraries of synthetic or natural compounds. For example, numerous means are available for random and directed synthesis of a wide variety of organic compounds and biomolecules, including expression of randomized oligonucleotides. Alternatively, libraries of natural compounds in the form of bacterial, fungal, plant and animal extracts are available or readily produced. Additionally, natural or synthetically produced libraries and compounds are readily modified through conventional chemical, physical and biochemical means. Known pharmacological agents may be subjected to directed or random chemical modifications, such as acylation, alkylation, esterification, amidification to produce structural analogs.

[00148] In one example, the binding of the candidate agent is determined through the use of competitive binding assays. In this example, the competitor is a binding moiety known to bind to PI3K α , such as an antibody, peptide, binding partner, ligand, etc. Under certain circumstances, there may be competitive binding as between the candidate agent and the binding moiety, with the binding moiety displacing the candidate agent.

[00149] In some embodiments, the candidate agent is labeled. Either the candidate agent, or the competitor, or both, is added first to PI3K α protein for a time sufficient to allow binding, if present. Incubations may be performed at any temperature that facilitates optimal activity, typically between 4°C and 40°C.

[00150] Incubation periods are selected for optimum activity, but may also be optimized to facilitate rapid high throughput screening. Typically between 0.1 and 1 hour will be sufficient. Excess reagent is generally removed or washed away. The second component is then added, and the presence or absence of the labeled component is followed, to indicate binding.

[00151] In one example, the competitor is added first, followed by the candidate agent. Displacement of the competitor is an indication the candidate agent is binding to PI3K α and thus is capable of binding to, and potentially modulating, the activity of the PI3K α . In this embodiment, either component can be labeled. Thus, for example, if the competitor is labeled, the presence of label in the wash solution indicates displacement by the agent. Alternatively, if the candidate agent is labeled, the presence of the label on the support indicates displacement.

[00152] In an alternative embodiment, the candidate agent is added first, with incubation and washing, followed by the competitor. The absence of binding by the competitor may indicate the candidate agent is bound to PI3K α with a higher affinity. Thus, if the candidate agent is labeled, the presence of the label on the support, coupled with a lack of competitor binding, may indicate the candidate agent is capable of binding to PI3K α .

[00153] It may be of value to identify the binding site of PI3K α . This can be done in a variety of ways. In one embodiment, once PI3K α is identified as binding to the candidate agent, the PI3K α is fragmented or modified and the assays repeated to identify the necessary components for binding.

[00154] Modulation is tested by screening for candidate agents capable of modulating the activity of PI3K α comprising the steps of combining a candidate agent with PI3K α , as above, and determining an alteration in the biological activity of the PI3K α . Thus, in this embodiment, the candidate agent should both bind to (although this may not be necessary), and alter its biological or biochemical activity as defined herein. The methods include both *in vitro* screening methods and *in vivo* screening of cells for alterations in cell viability, morphology, and the like.

[00155] Alternatively, differential screening may be used to identify drug candidates that bind to native PI3K α , but cannot bind to modified PI3K α .

[00156] Positive controls and negative controls can be used in the assays. For example, all control and test samples are performed in at least triplicate to obtain statistically significant results. Incubation of samples is for a time sufficient for the binding of the agent to the

protein. Following incubation, samples are washed free of non-specifically bound material and the amount of bound, generally labeled agent determined. For example, where a radiolabel is employed, the samples can be counted in a scintillation counter to determine the amount of bound compound.

[00157] A variety of other reagents can be included in the screening assays. These include reagents like salts, neutral proteins, *e.g.*, albumin, detergents, etc which may be used to facilitate optimal protein-protein binding and/or reduce non-specific or background interactions. Also reagents that otherwise improve the efficiency of the assay, such as protease inhibitors, nuclease inhibitors, anti-microbial agents, etc., may be used. The mixture of components can be added in any order that provides for the requisite binding.

[00158] One of ordinary skill in the art would understand that certain crystallized, protein-ligand complexes, in particular PI3K α -ligand-ligand complexes, and their corresponding x-ray structure coordinates can be used to reveal new structural information useful for understanding the biological activity of kinases as described herein. As well, the key structural features of the aforementioned proteins, particularly, the shape of the ligand binding site, are useful in methods for designing or identifying selective modulators of kinases and in solving the structures of other proteins with similar features. Such protein-ligand complexes, having compounds of the invention as their ligand component, are an aspect of the invention.

[00159] As well, one of ordinary skill in the art would appreciate that such suitable x-ray quality crystals can be used as part of a method of identifying a candidate agent capable of binding to and modulating the activity of kinases. Such methods may be characterized by the following aspects: a) introducing into a suitable computer program, information defining a ligand binding domain of a kinase in a conformation (*e.g.* as defined by x-ray structure coordinates obtained from suitable x-ray quality crystals as described above) wherein the computer program creates a model of the three dimensional structures of the ligand binding domain, b) introducing a model of the three dimensional structure of a candidate agent in the computer program, c) superimposing the model of the candidate agent on the model of the ligand binding domain, and d) assessing whether the candidate agent model fits spatially into the ligand binding domain. Aspects a-d are not necessarily carried out in the aforementioned order. Such methods may further entail: performing rational drug design with the model of the three-dimensional structure, and selecting a potential candidate agent in conjunction with computer modeling.

[00160] Additionally, one skilled in the art would appreciate that such methods may further entail: employing a candidate agent, so-determined to fit spatially into the ligand binding domain, in a biological activity assay for kinase modulation, and determining whether said candidate agent modulates kinase activity in the assay. Such methods may also include administering the candidate agent, determined to modulate kinase activity, to a mammal suffering from a condition treatable by kinase modulation, such as those described above.

[00161] Also, one skilled in the art would appreciate that compounds of the invention can be used in a method of evaluating the ability of a test agent to associate with a molecule or molecular complex comprising a ligand binding domain of a kinase. Such a method may be characterized by the following aspects: a) creating a computer model of a kinase binding pocket using structure coordinates obtained from suitable x-ray quality crystals of the kinase, b) employing computational algorithms to perform a fitting operation between the test agent and the computer model of the binding pocket, and c) analyzing the results of the fitting operation to quantify the association between the test agent and the computer model of the binding pocket.

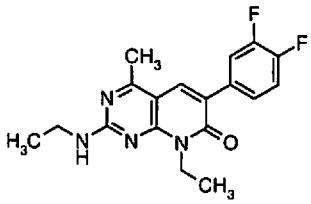
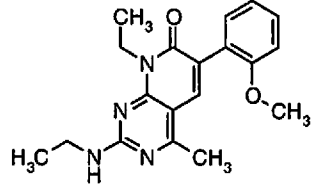
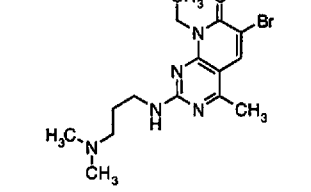
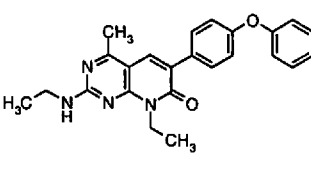
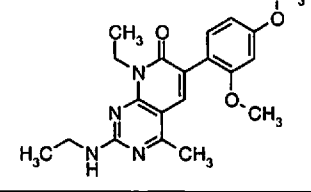
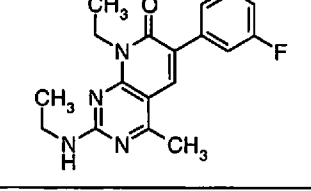
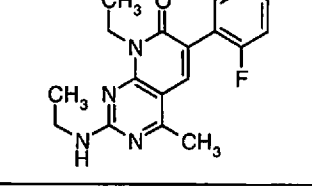
Representative Compounds

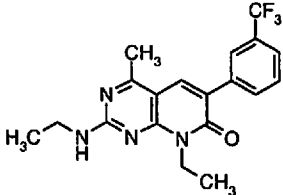
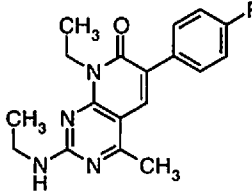
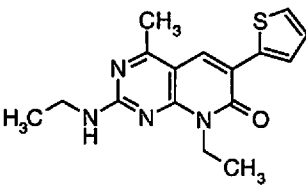
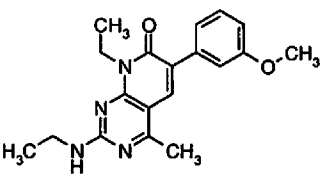
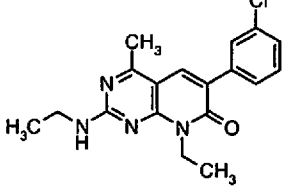
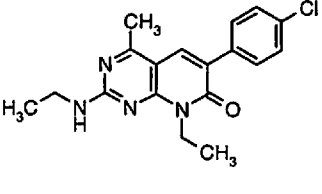
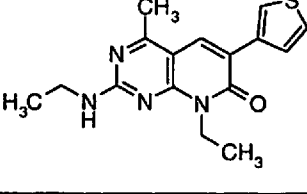
[00162] Representative compounds of Formula I and/or II are depicted below. The examples are merely illustrative and do not limit the scope of the invention in any way. Compounds of the invention are named according to systematic application of the nomenclature rules agreed upon by the International Union of Pure and Applied Chemistry (IUPAC), International Union of Biochemistry and Molecular Biology (IUBMB), and the Chemical Abstracts Service (CAS). Names were generated using ACD/Labs naming software 8.00 release, product version 8.08.

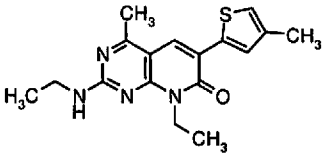
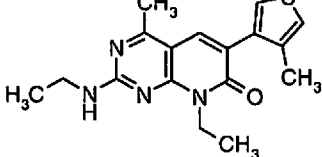
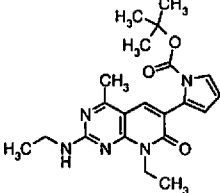
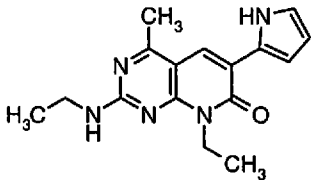
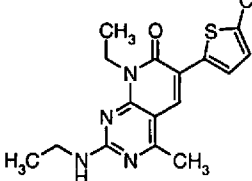
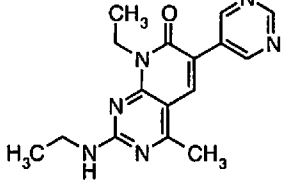
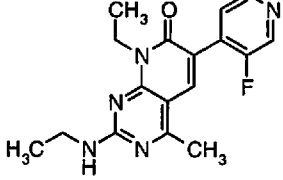
Table 1

Example	Structure	Name
1		8-ethyl-2-(ethylamino)-4-methyl-6-phenylpyrido[2,3-d]pyrimidin-7(8H)-one

Example	Structure	Name
2		6-bromo-8-ethyl-4-methyl-2-[(1-methylethyl)amino]pyrido[2,3-d]pyrimidin-7(8H)-one
3		6-bromo-2-[(1,1-dimethylethyl)amino]-8-ethyl-4-methylpyrido[2,3-d]pyrimidin-7(8H)-one
4		6-biphenyl-4-yl-8-ethyl-2-(ethylamino)-4-methylpyrido[2,3-d]pyrimidin-7(8H)-one
5		6-(2,4-difluorophenyl)-8-ethyl-2-(ethylamino)-4-methylpyrido[2,3-d]pyrimidin-7(8H)-one
6		6-(3-chloro-4-fluorophenyl)-8-ethyl-2-(ethylamino)-4-methylpyrido[2,3-d]pyrimidin-7(8H)-one
7		8-ethyl-2-(ethylamino)-4-methyl-6-[4-(methoxy)phenyl]pyrido[2,3-d]pyrimidin-7(8H)-one
8		6-(2,4-dichlorophenyl)-8-ethyl-2-(ethylamino)-4-methylpyrido[2,3-d]pyrimidin-7(8H)-one

Example	Structure	Name
9		6-(3,4-difluorophenyl)-8-ethyl-2-(ethylamino)-4-methylpyrido[2,3-d]pyrimidin-7(8H)-one
10		8-ethyl-2-(ethylamino)-4-methyl-6-[2-(methoxy)phenyl]pyrido[2,3-d]pyrimidin-7(8H)-one
11		6-bromo-2-[[3-(dimethylamino)propyl]amino]-8-ethyl-4-methylpyrido[2,3-d]pyrimidin-7(8H)-one
12		8-ethyl-2-(ethylamino)-4-methyl-6-[4-(phenyloxy)phenyl]pyrido[2,3-d]pyrimidin-7(8H)-one
13		6-[2,4-bis(methoxy)phenyl]-8-ethyl-2-(ethylamino)-4-methylpyrido[2,3-d]pyrimidin-7(8H)-one
14		8-ethyl-2-(ethylamino)-6-(3-fluorophenyl)-4-methylpyrido[2,3-d]pyrimidin-7(8H)-one
15		8-ethyl-2-(ethylamino)-6-(2-fluorophenyl)-4-methylpyrido[2,3-d]pyrimidin-7(8H)-one

Example	Structure	Name
16		8-ethyl-2-(ethylamino)-4-methyl-6-[3-(trifluoromethyl)phenyl]pyrido[2,3-d]pyrimidin-7(8H)-one
17		8-ethyl-2-(ethylamino)-6-(4-fluorophenyl)-4-methylpyrido[2,3-d]pyrimidin-7(8H)-one
18		8-ethyl-2-(ethylamino)-4-methyl-6-(2-thienyl)pyrido[2,3-d]pyrimidin-7(8H)-one
19		8-ethyl-2-(ethylamino)-4-methyl-6-[3-(methoxy)phenyl]pyrido[2,3-d]pyrimidin-7(8H)-one
20		6-(3-chlorophenyl)-8-ethyl-2-(ethylamino)-4-methylpyrido[2,3-d]pyrimidin-7(8H)-one
21		6-(4-chlorophenyl)-8-ethyl-2-(ethylamino)-4-methylpyrido[2,3-d]pyrimidin-7(8H)-one
22		8-ethyl-2-(ethylamino)-4-methyl-6-(3-thienyl)pyrido[2,3-d]pyrimidin-7(8H)-one

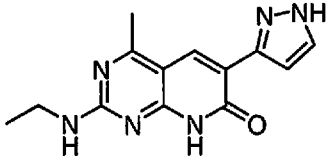
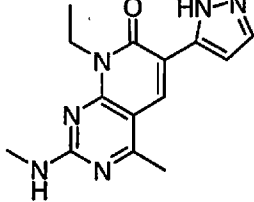
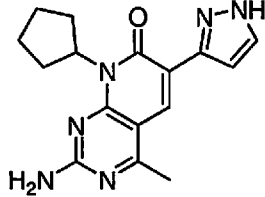
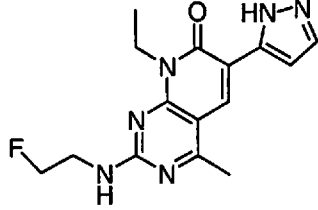
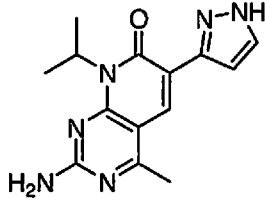
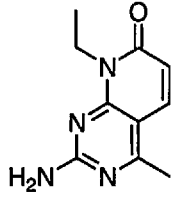
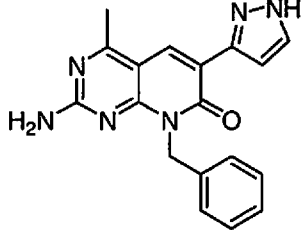
Example	Structure	Name
23		8-ethyl-2-(ethylamino)-4-methyl-6-(4-methyl-2-thienyl)pyrido[2,3-d]pyrimidin-7(8H)-one
24		8-ethyl-2-(ethylamino)-4-methyl-6-(4-methyl-3-thienyl)pyrido[2,3-d]pyrimidin-7(8H)-one
25		1,1-dimethylethyl 2-[8-ethyl-2-(ethylamino)-4-methyl-7-oxo-7,8-dihydropyrido[2,3-d]pyrimidin-6-yl]-1H-pyrrole-1-carboxylate
26		8-ethyl-2-(ethylamino)-4-methyl-6-(1H-pyrrol-2-yl)pyrido[2,3-d]pyrimidin-7(8H)-one
27		6-(5-chloro-2-thienyl)-8-ethyl-2-(ethylamino)-4-methylpyrido[2,3-d]pyrimidin-7(8H)-one
28		8-ethyl-2-(ethylamino)-4-methyl-6-pyrimidin-5-ylpyrido[2,3-d]pyrimidin-7(8H)-one
29		8-ethyl-2-(ethylamino)-6-(3-fluoropyridin-4-yl)-4-methylpyrido[2,3-d]pyrimidin-7(8H)-one

Example	Structure	Name
30		8-ethyl-2-(ethylamino)-6-furan-3-yl-4-methylpyrido[2,3-d]pyrimidin-7(8H)-one
31		8-ethyl-2-(ethylamino)-4-methyl-6-[1-(phenylmethyl)-1H-pyrazol-4-yl]pyrido[2,3-d]pyrimidin-7(8H)-one
32		6-bromo-2-(ethylamino)-4-methyl-8-(1-methylethyl)pyrido[2,3-d]pyrimidin-7(8H)-one
33		2-(ethylamino)-4-methyl-8-(1-methylethyl)-6-(2-thienyl)pyrido[2,3-d]pyrimidin-7(8H)-one
34		8-ethyl-2-(ethylamino)-6-(1H-indol-6-yl)-4-methylpyrido[2,3-d]pyrimidin-7(8H)-one
35		8-ethyl-2-(ethylamino)-4-methyl-6-(5-phenyl-2-thienyl)pyrido[2,3-d]pyrimidin-7(8H)-one
36		2-(ethylamino)-6-furan-3-yl-4-methyl-8-(1-methylethyl)pyrido[2,3-d]pyrimidin-7(8H)-one
37		8-ethyl-2-(ethylamino)-4-methylpyrido[2,3-d]pyrimidin-7(8H)-one

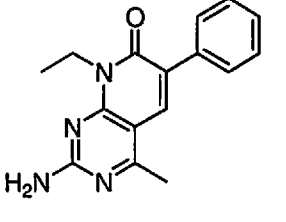
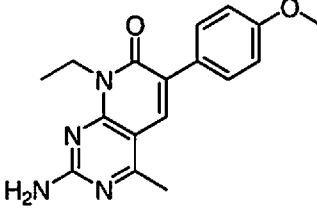
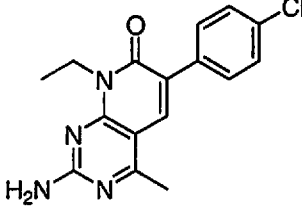
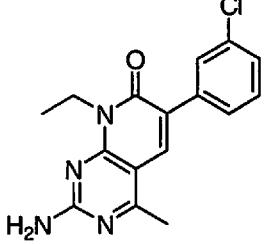
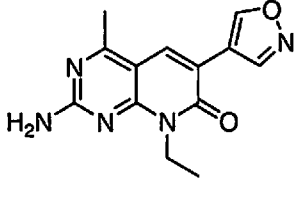
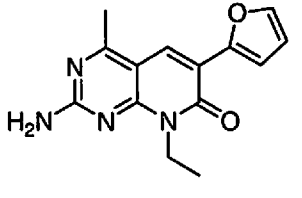
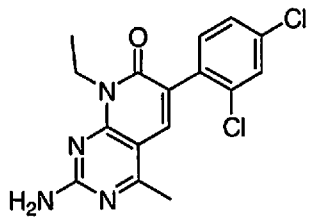
Example	Structure	Name
38		8-ethyl-2-(ethylamino)-4-methyl-6-(1H-pyrazol-5-yl)pyrido[2,3-d]pyrimidin-7(8H)-one
39		8-cyclohexyl-2-(ethylamino)-4-methyl-6-(2-thienyl)pyrido[2,3-d]pyrimidin-7(8H)-one
40		6-bromo-2-(ethylamino)-4-methyl-8-[3-(methoxy)propyl]pyrido[2,3-d]pyrimidin-7(8H)-one
41		6-bromo-2-(ethylamino)-8-[2-(ethoxy)ethyl]-4-methylpyrido[2,3-d]pyrimidin-7(8H)-one
42		6-bromo-2-(ethylamino)-4-methyl-8-(2-piperidin-1-ylethyl)pyrido[2,3-d]pyrimidin-7(8H)-one
43		6-bromo-2-(ethylamino)-8-[3-(ethoxy)propyl]-4-methylpyrido[2,3-d]pyrimidin-7(8H)-one

Example	Structure	Name
44		6-bromo-2-(ethylamino)-4-methyl-8-((1-methylethyl)oxy)propyl)pyrido[2,3-d]pyrimidin-7(8H)-one
45		6-bromo-2-(ethylamino)-8-(3-hydroxypropyl)-4-methylpyrido[2,3-d]pyrimidin-7(8H)-one
46		6-bromo-2-(ethylamino)-8-(2-hydroxyethyl)-4-methylpyrido[2,3-d]pyrimidin-7(8H)-one
47		6-bromo-8-cyclopropyl-2-(ethylamino)-4-methylpyrido[2,3-d]pyrimidin-7(8H)-one
48		8-ethyl-2-(ethylamino)-4-methyl-6-(1,3-thiazol-2-yl)pyrido[2,3-d]pyrimidin-7(8H)-one
49		6-bromo-8-cyclopentyl-2-(ethylamino)-4-methylpyrido[2,3-d]pyrimidin-7(8H)-one

Example	Structure	Name
50		8-cyclopentyl-2-(ethylamino)-4-methyl-6-(1H-pyrazol-3-yl)pyrido[2,3-d]pyrimidin-7(8H)-one
51		2-(ethylamino)-4-methyl-8-(1-methylethyl)-6-(1H-pyrazol-5-yl)pyrido[2,3-d]pyrimidin-7(8H)-one
52		8-ethyl-2-(ethylamino)-4-methyl-6-(1H-pyrazol-1-yl)pyrido[2,3-d]pyrimidin-7(8H)-one
53		2-(ethylamino)-4-methyl-8-(1-methylethyl)-6-(1H-pyrazol-1-yl)pyrido[2,3-d]pyrimidin-7(8H)-one
54		8-cyclopentyl-2-(ethylamino)-4-methyl-6-(1H-pyrazol-1-yl)pyrido[2,3-d]pyrimidin-7(8H)-one
55		8-ethyl-4-methyl-6-(1H-pyrazol-5-yl)-2-[(2,2,2-trifluoroethyl)amino]pyrido[2,3-d]pyrimidin-7(8H)-one
56		2-amino-8-ethyl-4-methyl-6-(1H-pyrazol-5-yl)pyrido[2,3-d]pyrimidin-7(8H)-one

Example	Structure	Name
57		2-(ethylamino)-4-methyl-6-(1 <i>H</i> -pyrazol-3-yl)pyrido[2,3- <i>d</i>]pyrimidin-7(8 <i>H</i>)-one
58		8-ethyl-4-methyl-2-(methylamino)-6-(1 <i>H</i> -pyrazol-5-yl)pyrido[2,3- <i>d</i>]pyrimidin-7(8 <i>H</i>)-one
59		2-amino-8-cyclopentyl-4-methyl-6-(1 <i>H</i> -pyrazol-3-yl)pyrido[2,3- <i>d</i>]pyrimidin-7(8 <i>H</i>)-one
60		8-ethyl-2-[(2-fluoroethyl)amino]-4-methyl-6-(1 <i>H</i> -pyrazol-5-yl)pyrido[2,3- <i>d</i>]pyrimidin-7(8 <i>H</i>)-one
61		2-amino-4-methyl-8-(1-methylethyl)-6-(1 <i>H</i> -pyrazol-3-yl)pyrido[2,3- <i>d</i>]pyrimidin-7(8 <i>H</i>)-one
62		2-amino-8-ethyl-4-methylpyrido[2,3- <i>d</i>]pyrimidin-7(8 <i>H</i>)-one
63		2-amino-4-methyl-8-(phenylmethyl)-6-(1 <i>H</i> -pyrazol-3-yl)pyrido[2,3- <i>d</i>]pyrimidin-7(8 <i>H</i>)-one

Example	Structure	Name
64		2-amino-8-ethyl-4-methyl-6-(4-methyl-3-thienyl)pyrido[2,3- <i>d</i>]pyrimidin-7(8 <i>H</i>)-one
65		2-amino-8-ethyl-4-methyl-6-(2-thienyl)pyrido[2,3- <i>d</i>]pyrimidin-7(8 <i>H</i>)-one
66		2-amino-8-ethyl-6-(4-fluorophenyl)-4-methylpyrido[2,3- <i>d</i>]pyrimidin-7(8 <i>H</i>)-one
67		2-amino-8-ethyl-6-(3-fluorophenyl)-4-methylpyrido[2,3- <i>d</i>]pyrimidin-7(8 <i>H</i>)-one
68		2-amino-8-ethyl-6-(2-fluorophenyl)-4-methylpyrido[2,3- <i>d</i>]pyrimidin-7(8 <i>H</i>)-one
69		2-amino-8-ethyl-4-methyl-6-(3-thienyl)pyrido[2,3- <i>d</i>]pyrimidin-7(8 <i>H</i>)-one
70		2-amino-8-ethyl-6-furan-3-yl-4-methylpyrido[2,3- <i>d</i>]pyrimidin-7(8 <i>H</i>)-one

Example	Structure	Name
71		2-amino-8-ethyl-4-methyl-6-phenylpyrido[2,3- <i>d</i>]pyrimidin-7(8 <i>H</i>)-one
72		2-amino-8-ethyl-4-methyl-6-[4-(methoxy)phenyl]pyrido[2,3- <i>d</i>]pyrimidin-7(8 <i>H</i>)-one
73		2-amino-6-(4-chlorophenyl)-8-ethyl-4-methylpyrido[2,3- <i>d</i>]pyrimidin-7(8 <i>H</i>)-one
74		2-amino-6-(3-chlorophenyl)-8-ethyl-4-methylpyrido[2,3- <i>d</i>]pyrimidin-7(8 <i>H</i>)-one
75		2-amino-8-ethyl-6-isoxazol-4-yl-4-methylpyrido[2,3- <i>d</i>]pyrimidin-7(8 <i>H</i>)-one
76		2-amino-8-ethyl-6-furan-2-yl-4-methylpyrido[2,3- <i>d</i>]pyrimidin-7(8 <i>H</i>)-one
77		2-amino-6-(2,4-dichlorophenyl)-8-ethyl-4-methylpyrido[2,3- <i>d</i>]pyrimidin-7(8 <i>H</i>)-one

Example	Structure	Name
78		5-(2-amino-8-ethyl-4-methyl-7-oxo-7,8-dihydropyrido[2,3- <i>d</i>]pyrimidin-6-yl)thiophene-2-carbonitrile
79		2-amino-8-ethyl-4-methyl-6-pyrimidin-5-ylpyrido[2,3- <i>d</i>]pyrimidin-7(8 <i>H</i>)-one
80		2-amino-8-ethyl-6-(1 <i>H</i> -imidazol-5-yl)-4-methylpyrido[2,3- <i>d</i>]pyrimidin-7(8 <i>H</i>)-one
81		2-amino-8-ethyl-4-methyl-6-(1 <i>H</i> -1,2,3-triazol-5-yl)pyrido[2,3- <i>d</i>]pyrimidin-7(8 <i>H</i>)-one
82		2-amino-8-ethyl-4-methyl-6-(1 <i>H</i> -pyrazol-4-yl)pyrido[2,3- <i>d</i>]pyrimidin-7(8 <i>H</i>)-one
83		2-amino-8-ethyl-4-methyl-6-(1,3-thiazol-2-yl)pyrido[2,3- <i>d</i>]pyrimidin-7(8 <i>H</i>)-one
84		2-amino-8-ethyl-4-methyl-6-(1 <i>H</i> -tetrazol-5-yl)pyrido[2,3- <i>d</i>]pyrimidin-7(8 <i>H</i>)-one

Example	Structure	Name
85		2-amino-8-ethyl-4-methyl-6-(1-methyl-1H-pyrrol-2-yl)pyrido[2,3-d]pyrimidin-7(8H)-one
86		2-amino-6-bromo-8-cyclopentyl-4-methylpyrido[2,3-d]pyrimidin-7(8H)-one
87		2-amino-4,8-diethyl-6-(1H-pyrazol-5-yl)pyrido[2,3-d]pyrimidin-7(8H)-one
88		2-amino-8-cyclopentyl-4-methyl-6-(1,3-thiazol-5-yl)pyrido[2,3-d]pyrimidin-7(8H)-one

General Administration

[00163] In one aspect, the invention provides pharmaceutical compositions comprising an inhibitor of PI3K according to the invention and a pharmaceutically acceptable carrier, excipient, or diluent. In certain other specific embodiments, administration is by the oral route. Administration of the compounds of the invention, or their pharmaceutically acceptable salts, in pure form or in an appropriate pharmaceutical composition, can be carried out via any of the accepted modes of administration or agents for serving similar utilities. Thus, administration can be, for example, orally, nasally, parenterally (intravenous, intramuscular, or subcutaneous), topically, transdermally, intravaginally, intravesically, intracisternally, or rectally, in the form of solid, semi-solid, lyophilized powder, or liquid dosage forms, such as for example, tablets, suppositories, pills, soft elastic and hard gelatin capsules, powders, solutions, suspensions, or aerosols, or the like, specifically in unit dosage forms suitable for simple administration of precise dosages.

[00164] The compositions will include a conventional pharmaceutical carrier or excipient and a compound of the invention as the/an active agent, and, in addition, may include carriers and adjuvants, etc.

[00165] Adjuvants include preserving, wetting, suspending, sweetening, flavoring, perfuming, emulsifying, and dispensing agents. Prevention of the action of microorganisms can be ensured by various antibacterial and antifungal agents, for example, parabens, chlorobutanol, phenol, sorbic acid, and the like. It may also be desirable to include isotonic agents, for example sugars, sodium chloride, and the like. Prolonged absorption of the injectable pharmaceutical form can be brought about by the use of agents delaying absorption, for example, aluminum monostearate and gelatin.

[00166] If desired, a pharmaceutical composition of the invention may also contain minor amounts of auxiliary substances such as wetting or emulsifying agents, pH buffering agents, antioxidants, and the like, such as, for example, citric acid, sorbitan monolaurate, triethanolamine oleate, butylated hydroxytoluene, etc.

[00167] The choice of formulation depends on various factors such as the mode of drug administration (e.g., for oral administration, formulations in the form of tablets, pills or capsules) and the bioavailability of the drug substance. Recently, pharmaceutical formulations have been developed especially for drugs that show poor bioavailability based upon the principle that bioavailability can be increased by increasing the surface area i.e., decreasing particle size. For example, U.S. Pat. No. 4,107,288 describes a pharmaceutical formulation having particles in the size range from 10 to 1,000 nm in which the active material is supported on a crosslinked matrix of macromolecules. U.S. Pat. No. 5,145,684 describes the production of a pharmaceutical formulation in which the drug substance is pulverized to nanoparticles (average particle size of 400 nm) in the presence of a surface modifier and then dispersed in a liquid medium to give a pharmaceutical formulation that exhibits remarkably high bioavailability.

[00168] Compositions suitable for parenteral injection may comprise physiologically acceptable sterile aqueous or nonaqueous solutions, dispersions, suspensions or emulsions, and sterile powders for reconstitution into sterile injectable solutions or dispersions. Examples of suitable aqueous and nonaqueous carriers, diluents, solvents or vehicles include water, ethanol, polyols (propyleneglycol, polyethyleneglycol, glycerol, and the like), suitable mixtures thereof, vegetable oils (such as olive oil) and injectable organic esters such as ethyl oleate. Proper fluidity can be maintained, for example, by the use of a coating such as

lecithin, by the maintenance of the required particle size in the case of dispersions and by the use of surfactants.

[00169] One specific route of administration is oral, using a convenient daily dosage regimen that can be adjusted according to the degree of severity of the disease-state to be treated.

[00170] Solid dosage forms for oral administration include capsules, tablets, pills, powders, and granules. In such solid dosage forms, the active compound is admixed with at least one inert customary excipient (or carrier) such as sodium citrate or dicalcium phosphate or (a) fillers or extenders, as for example, starches, lactose, sucrose, glucose, mannitol, and silicic acid, (b) binders, as for example, cellulose derivatives, starch, alginates, gelatin, polyvinylpyrrolidone, sucrose, and gum acacia, (c) humectants, as for example, glycerol, (d) disintegrating agents, as for example, agar-agar, calcium carbonate, potato or tapioca starch, alginic acid, croscarmellose sodium, complex silicates, and sodium carbonate, (e) solution retarders, as for example paraffin, (f) absorption accelerators, as for example, quaternary ammonium compounds, (g) wetting agents, as for example, cetyl alcohol, and glycerol monostearate, magnesium stearate and the like (h) adsorbents, as for example, kaolin and bentonite, and (i) lubricants, as for example, talc, calcium stearate, magnesium stearate, solid polyethylene glycols, sodium lauryl sulfate, or mixtures thereof. In the case of capsules, tablets, and pills, the dosage forms may also comprise buffering agents.

[00171] Solid dosage forms as described above can be prepared with coatings and shells, such as enteric coatings and others well known in the art. They may contain pacifying agents, and can also be of such composition that they release the active compound or compounds in a certain part of the intestinal tract in a delayed manner. Examples of embedded compositions that can be used are polymeric substances and waxes. The active compounds can also be in microencapsulated form, if appropriate, with one or more of the above-mentioned excipients.

[00172] Liquid dosage forms for oral administration include pharmaceutically acceptable emulsions, solutions, suspensions, syrups, and elixirs. Such dosage forms are prepared, for example, by dissolving, dispersing, etc., a compound(s) of the invention, or a pharmaceutically acceptable salt thereof, and optional pharmaceutical adjuvants in a carrier, such as, for example, water, saline, aqueous dextrose, glycerol, ethanol and the like; solubilizing agents and emulsifiers, as for example, ethyl alcohol, isopropyl alcohol, ethyl carbonate, ethyl acetate, benzyl alcohol, benzyl benzoate, propyleneglycol, 1,3-butyleneglycol, dimethylformamide; oils, in particular, cottonseed oil, groundnut oil, corn germ oil, olive oil, castor oil and sesame oil, glycerol, tetrahydrofurfuryl alcohol,

polyethyleneglycols and fatty acid esters of sorbitan; or mixtures of these substances, and the like, to thereby form a solution or suspension.

[00173] Suspensions, in addition to the active compounds, may contain suspending agents, as for example, ethoxylated isostearyl alcohols, polyoxyethylene sorbitol and sorbitan esters, microcrystalline cellulose, aluminum metahydroxide, bentonite, agar-agar and tragacanth, or mixtures of these substances, and the like.

[00174] Compositions for rectal administrations are, for example, suppositories that can be prepared by mixing the compounds of the present invention with for example suitable non-irritating excipients or carriers such as cocoa butter, polyethyleneglycol or a suppository wax, which are solid at ordinary temperatures but liquid at body temperature and therefore, melt while in a suitable body cavity and release the active component therein.

[00175] Dosage forms for topical administration of a compound of this invention include ointments, powders, sprays, and inhalants. The active component is admixed under sterile conditions with a physiologically acceptable carrier and any preservatives, buffers, or propellants as may be required. Ophthalmic formulations, eye ointments, powders, and solutions are also contemplated as being within the scope of this invention.

[00176] Compressed gases may be used to disperse a compound of this invention in aerosol form. Inert gases suitable for this purpose are nitrogen, carbon dioxide, etc.

[00177] Generally, depending on the intended mode of administration, the pharmaceutically acceptable compositions will contain about 1% to about 99% by weight of a compound(s) of the invention, or a pharmaceutically acceptable salt thereof, and 99% to 1% by weight of a suitable pharmaceutical excipient. In one example, the composition will be between about 5% and about 75% by weight of a compound(s) of the invention, or a pharmaceutically acceptable salt thereof, with the rest being suitable pharmaceutical excipients.

[00178] Actual methods of preparing such dosage forms are known, or will be apparent, to those skilled in this art; for example, see Remington's Pharmaceutical Sciences, 18th Ed., (Mack Publishing Company, Easton, Pa., 1990). The composition to be administered will, in any event, contain a therapeutically effective amount of a compound of the invention, or a pharmaceutically acceptable salt thereof, for treatment of a disease-state in accordance with the teachings of this invention.

[00179] The compounds of the invention, or their pharmaceutically acceptable salts or solvates, are administered in a therapeutically effective amount which will vary depending upon a variety of factors including the activity of the specific compound employed, the

metabolic stability and length of action of the compound, the age, body weight, general health, sex, diet, mode and time of administration, rate of excretion, drug combination, the severity of the particular disease-states, and the host undergoing therapy. The compounds of the present invention can be administered to a patient at dosage levels in the range of about 0.1 to about 1,000 mg per day. For a normal human adult having a body weight of about 70 kilograms, a dosage in the range of about 0.01 to about 100 mg per kilogram of body weight per day is an example. The specific dosage used, however, can vary. For example, the dosage can depend on a number of factors including the requirements of the patient, the severity of the condition being treated, and the pharmacological activity of the compound being used. The determination of optimum dosages for a particular patient is well known to one of ordinary skill in the art.

[00180] If formulated as a fixed dose, such combination products employ the compounds of this invention within the dosage range described above and the other pharmaceutically active agent(s) within its approved dosage range. Compounds of the instant invention may alternatively be used sequentially with known pharmaceutically acceptable agent(s) when a combination formulation is inappropriate.

[00181] Representative pharmaceutical formulations containing a compound of Formula I are described below in the Pharmaceutical Composition Examples.

UTILITY

[00182] Certain compounds of this invention have been tested using the assay described in Biological Example 1 and have been determined to be PI3K inhibitors. As such compounds of Formula I are useful for treating diseases, particularly cancer in which PI3K activity contributes to the pathology and/or symptomatology of the disease. For example, cancer in which PI3K activity contributes to its pathology and/or symptomatology include breast cancer, colon cancer, rectal cancer, endometrial cancer, gastric carcinoma, glioblastoma, hepatocellular carcinoma, small cell lung cancer, non-small cell lung cancer, melanoma, ovarian cancer, cervical cancer, pancreatic cancer, prostate carcinoma, acute myelogenous leukemia (AML), chronic myelogenous leukemia (CML), or thyroid carcinoma

[00183] Suitable *in vitro* assays for measuring PI3K activity and the inhibition thereof by compounds are known in the art. For further details of an *in vitro* assay for measuring PI3K activity see Biological Examples, Example 1 *infra*. Following the examples disclosed herein, as well as that disclosed in the art, a person of ordinary skill in the art can determine the inhibitory activity of a compound of this invention.

[00184] Assays for measurement of *in vitro* efficacy in treatment of cancer are known in the art. In addition, cell-based tumor models are described in Biological Examples, Example 2, 3, and 4 *infra*.

[00185] Suitable *in vivo* models for cancer are known to those of ordinary skill in the art. For further details of *in vivo* models for prostate adenocarcinoma, glioblastoma, lung carcinoma, and melanoma, see Biological Examples 5, 6, 7, 8, 9, and 10, *infra*.

General Synthesis

[00186] Compounds of this invention can be made by the synthetic procedures described below. The starting materials and reagents used in preparing these compounds are either available from commercial suppliers such as Aldrich Chemical Co. (Milwaukee, Wis.), or Bachem (Torrance, Calif.), or are prepared by methods known to those skilled in the art following procedures set forth in references such as Fieser and Fieser's Reagents for Organic Synthesis, Volumes 1-17 (John Wiley and Sons, 1991); Rodd's Chemistry of Carbon Compounds, Volumes 1-5 and Supplementals (Elsevier Science Publishers, 1989); Organic Reactions, Volumes 1-40 (John Wiley and Sons, 1991), March's Advanced Organic Chemistry, (John Wiley and Sons, 4th Edition) and Larock's Comprehensive Organic Transformations (VCH Publishers Inc., 1989). These schemes are merely illustrative of some methods by which the compounds of this invention can be synthesized, and various modifications to these schemes can be made and will be suggested to one skilled in the art having referred to this disclosure. The starting materials and the intermediates of the reaction may be isolated and purified if desired using conventional techniques, including but not limited to filtration, distillation, crystallization, chromatography and the like. Such materials may be characterized using conventional means, including physical constants and spectral data.

[00187] Unless specified to the contrary, the reactions described herein take place at atmospheric pressure and over a temperature range from about -78 °C to about 150 °C, more specifically from about 0 °C. to about 125 °C and more specifically at about room (or ambient) temperature, e.g., about 20 °C. Unless otherwise stated (as in the case of an hydrogenation), all reactions are performed under an atmosphere of nitrogen.

[00188] Prodrugs can be prepared by techniques known to one skilled in the art. These techniques generally modify appropriate functional groups in a given compound. These modified functional groups regenerate original functional groups by routine manipulation or *in vivo*. Amides and esters of the compounds of the present invention may be prepared

according to conventional methods. A thorough discussion of prodrugs is provided in T. Higuchi and V. Stella, "Pro-drugs as Novel Delivery Systems," Vol 14 of the A.C.S. Symposium Series, and in *Bioreversible Carriers in Drug Design*, ed. Edward B. Roche, American Pharmaceutical Association and Pergamon Press, 1987, both of which are incorporated herein by reference for all purposes.

The compounds of the invention, or their pharmaceutically acceptable salts, may have asymmetric carbon atoms or quaternized nitrogen atoms in their structure. Compounds of Formula I that may be prepared through the syntheses described herein may exist as single stereoisomers, racemates, and as mixtures of enantiomers and diastereomers. The compounds may also exist as geometric isomers. All such single stereoisomers, racemates and mixtures thereof, and geometric isomers are intended to be within the scope of this invention. Some of the compounds of the invention may exist as tautomers. For example, where a ketone or aldehyde is present, the molecule may exist in the enol form; where an amide is present, the molecule may exist as the imidic acid; and where an enamine is present, the molecule may exist as an imine. All such tautomers are within the scope of the invention. In particular, imidazol-5-yl and pyrazol-5-yl each can also exist in their respective tautomeric forms imidazol-4-yl and pyrazol-3-yl. Regardless of which structure or which terminology is used, each tautomer is included within the scope of the Invention.

[00189] The present invention also includes N-oxide derivatives and protected derivatives of compounds of Formula I. For example, when compounds of Formula I contain an oxidizable nitrogen atom, the nitrogen atom can be converted to an N-oxide by methods well known in the art. When compounds of Formula I contain groups such as hydroxy, carboxy, thiol or any group containing a nitrogen atom(s), these groups can be protected with a suitable "protecting group" or "protective group". A comprehensive list of suitable protective groups can be found in T.W. Greene, *Protective Groups in Organic Synthesis*, John Wiley & Sons, Inc. 1991, the disclosure of which is incorporated herein by reference in its entirety. The protected derivatives of compounds of Formula I can be prepared by methods well known in the art.

[00190] Methods for the preparation and/or separation and isolation of single stereoisomers from racemic mixtures or non-racemic mixtures of stereoisomers are well known in the art. For example, optically active (R)- and (S)- isomers may be prepared using chiral synthons or chiral reagents, or resolved using conventional techniques. Enantiomers (R- and S-isomers) may be resolved by methods known to one of ordinary skill in the art, for example by: formation of diastereoisomeric salts or complexes which may be separated, for

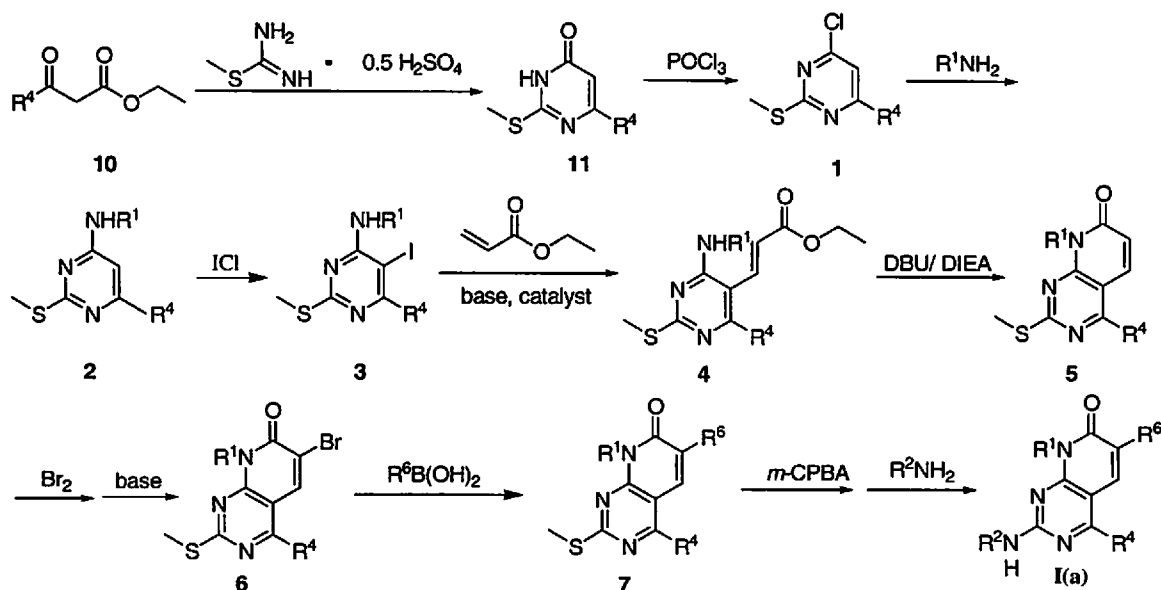
example, by crystallization; via formation of diastereoisomeric derivatives which may be separated, for example, by crystallization, selective reaction of one enantiomer with an enantiomer-specific reagent, for example enzymatic oxidation or reduction, followed by separation of the modified and unmodified enantiomers; or gas-liquid or liquid chromatography in a chiral environment, for example on a chiral support, such as silica with a bound chiral ligand or in the presence of a chiral solvent. It will be appreciated that where a desired enantiomer is converted into another chemical entity by one of the separation procedures described above, a further step may be required to liberate the desired enantiomeric form. Alternatively, specific enantiomer may be synthesized by asymmetric synthesis using optically active reagents, substrates, catalysts or solvents or by converting one enantiomer to the other by asymmetric transformation. For a mixture of enantiomers, enriched in a particular enantiomer, the major component enantiomer may be further enriched (with concomitant loss in yield) by recrystallization.

[00191] In addition, the compounds of the present invention can exist in unsolvated as well as solvated forms with pharmaceutically acceptable solvents such as water, ethanol, and the like. In general, the solvated forms are considered equivalent to the unsolvated forms for the purposes of the present invention.

[00192] The chemistry for the preparation of the compounds of this invention is known to those skilled in the art. In fact, there may be more than one process to prepare the compounds of the invention. For specific examples, see M. Barvian et al. *J. Med. Chem.* 2000, 43, 4606-4616; S. N. VanderWei et al. *J. Med. Chem.* 2005, 48, 2371-2387; P. L. Toogood et al. *J. Med. Chem.* 2005, 48, 2388-2406; J. Kaspárec et al. *Tetrahedron Letters* 2003, 44, 4567-4570; and references cited therein. See also U.S. Pre-grant publication US2004/0009993 A1 (M. Angiolini et al.), which is incorporated herein by reference, and references cited therein. The following examples illustrate but do not limit the invention. All references cited herein are incorporated by reference in their entirety.

[00193] A compound of the invention where R^1 is optionally substituted alkyl, R^2 is hydrogen or optionally substituted alkyl, R^4 is methyl or ethyl, R^6 is phenyl or heteroaryl each of which is optionally substituted with 1, 2, 3, 4, or 5 R^9 groups (as defined in the Summary of the Invention), and R^2 is hydrogen can be prepared according to Scheme 1.

Scheme 1



[00194] To a solution of commercially available 2-methyl-2-thiopseudourea sulfate in a solvent such as water is added a base such as sodium carbonate and an intermediate of formula 10 at room temperature. The reaction mixture is stirred for overnight or less. After neutralizing, 11 is collected through filtration and followed by drying under vacuum. 11 is then treated with POCl₃ and the reaction is heated to reflux for approximately 2 h and then concentrated under vacuum to dryness. 1 can be used directly in the next reaction without further purification.

[00195] An intermediate of formula 2 is prepared by reacting an intermediate of formula 1 with a primary amine R¹NH₂ in a solvent such as water and with heating. 2 is then treated with iodine monochloride in a solvent such as methanol at around 0 °C and allowed to react for approximately overnight or less as needed for the reaction to go to completion to form 3. After completion the residue is triturated with acetone. The intermediate 3 is then reacted in a solvent, such as DMA, with ethyl acrylate in the presence of a base, such as triethylamine, and in the presence of a catalyst, such as Pd(OAc)₂, and (+)BINAP. The reaction is heated to approximately 100 °C and allowed to react for approximately overnight or less as needed for the reaction to go to completion to form 4. 4 is then optionally purified by column chromatography.

[00196] 5 is prepared by treating 4 with DBU in the presence of a base such as DIPEA at room temperature. Then the reaction mixture is heated to reflux and reacted for approximately 15 h. After evaporation of solvent, the residue is triturated with acetone and collected by filtration to yield 5.

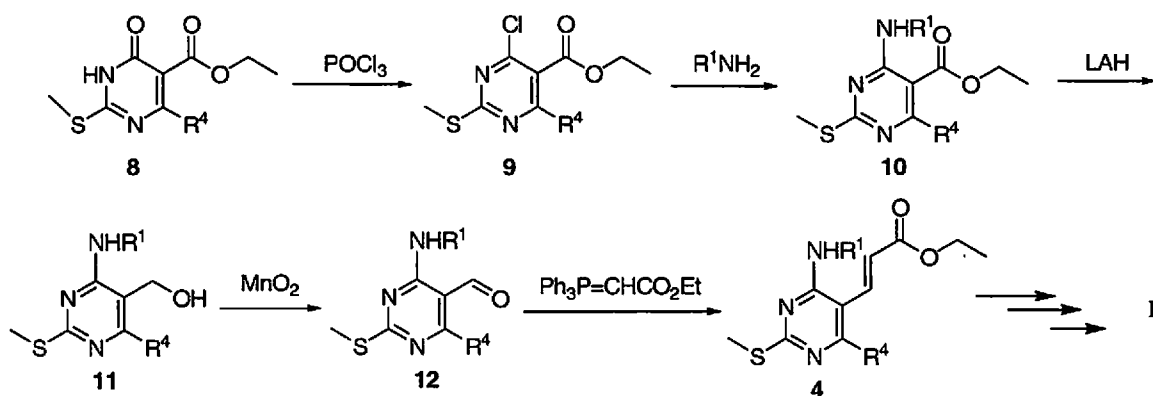
[00197] **6** is prepared by reacting **5** with a brominating agent such as Br_2 in a solvent such as DCM at room temperature. Then the reaction mixture is stirred for approximately overnight. The resulting product is filtered and then suspended in a solvent such as DCM and treated with a base such as triethylamine. The mixture is then washed with water and dried over a drying agent such as Na_2SO_4 to yield **6**.

[00198] A Suzuki coupling is then performed using **6** reacting with a boronic acid (or ester) of formula $\text{R}^6\text{B}(\text{OH})_2$ in a solvent(s) such as a DME- H_2O mixture, in the presence of a catalyst such as $\text{Pd}(\text{dpppf})$ and a base such as triethylamine at room temperature. The reaction mixture is heated to reflux for approximately 4 h. After cooling to room temperature, the reaction mixture is partitioned with water and ethyl acetate. After separation, the organic layer is dried over a drying agent such as Na_2SO_4 to yield **7**.

[00199] The methylthio group of **7** is then oxidized with *m*-CPBA in a solvent such as DCM at room temperature allowing to stir for approximately 4 h. After removal of the solvent under reduced pressure, the product is treated with an amine of formula R^2NH_2 in a solvent such as dioxane and stirred at room temperature for approximately overnight to yield a Compound of Formula I.

[00200] Alternatively, a compound of the invention where R^1 is optionally substituted alkyl, R^4 is methyl or ethyl, R^6 is phenyl or heteroaryl each of which is optionally substituted with 1, 2, 3, 4, or 5 R^9 groups (as defined in the Summary of the Invention), and R^2 is hydrogen can be prepared according to Scheme 2.

Scheme 2

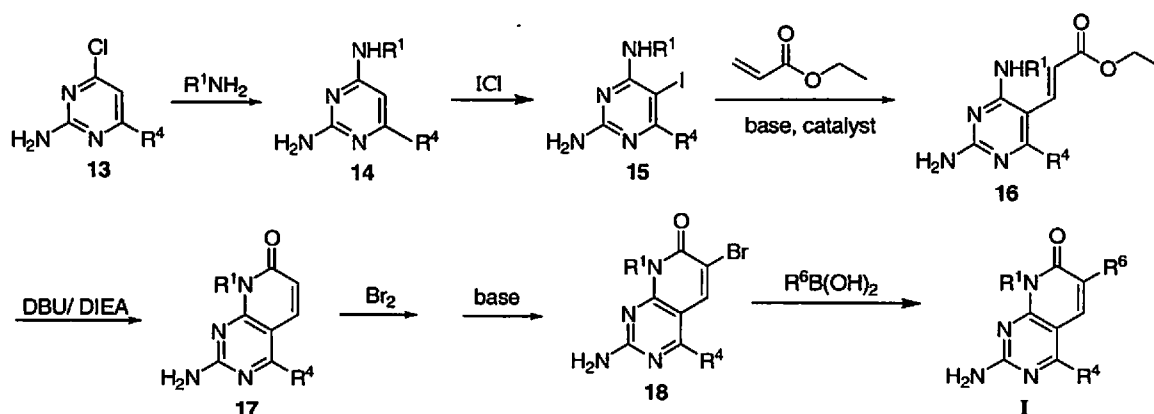


[00201] An intermediate of formula **9** is prepared by reacting an intermediate of formula **8** with neat POCl_3 and heating. **9** is then treated with a primary amine R^1NH_2 in a solvent such as water or THF and triethylamine at 0°C to form **10**. After removal of the solvent under reduced pressure, the intermediate **10** is then reacted with lithium aluminum hydride in a solvent such as THF at 0°C . After quenching and aqueous workup, solvent removal provided

crystalline **11** without further purification. Treatment of **11** with manganese (II) dioxide in a solvent such as methylene chloride or chloroform at room temperature provided aldehyde **12** upon filtration and solvent removal. A Wittig reaction with aldehyde **12** can be employed with (carbethoxymethylene)triphenylphosphorane in refluxing THF to provide the common intermediate **4**. **4** can then be used to prepare a Compound of Formula I using the procedures described in Scheme 1.

[00202] A compound of the invention where R^1 is optionally substituted alkyl, R^4 is methyl or ethyl, R^6 is phenyl or heteroaryl each of which is optionally substituted with 1, 2, 3, 4, or 5 R^9 groups (as defined in the Summary of the Invention), and R^2 is hydrogen can be prepared according to Scheme 3.

Scheme 3

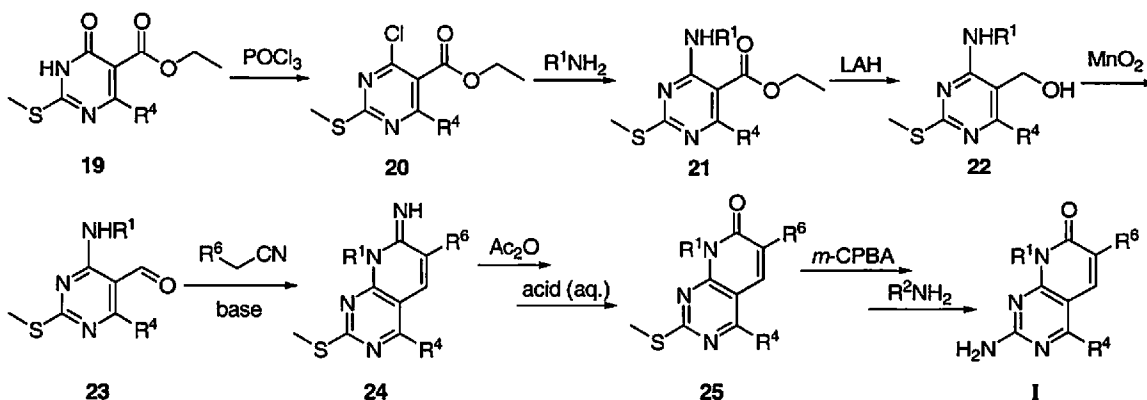


[00203] An intermediate of formula **14** is prepared by reacting an intermediate of formula **13** with a primary amine R^1NH_2 in a solvent such as water and with heating. **14** is then treated with iodine monochloride in a solvent such as methanol at around $0\text{ }^\circ\text{C}$ and allowed to react for approximately overnight or less as needed for the reaction to go to completion to form **15**. After completion the residue is triturated with acetone. The intermediate **15** is then reacted in a solvent, such as DMA, with ethyl acrylate in the presence of a base, such as triethylamine, and in the presence of a catalyst, such as $Pd(OAc)_2$, and (+)BINAP. The reaction is heated to approximately $100\text{ }^\circ\text{C}$ and allowed to react for approximately overnight or less as needed for the reaction to go to completion to form **16**. **16** is then optionally purified by column chromatography. A Compound of Formula I can then be prepared from **16** by using the same reaction conditions as described in Scheme 1 (starting at the point of the preparation of **5** from **4**).

[00204] A compound of the invention where R^1 is optionally substituted alkyl, R^4 is methyl or ethyl, R^6 is phenyl or heteroaryl each of which is optionally substituted with 1, 2, 3,

4, or 5 R⁹ groups (as defined in the Summary of the Invention), and R² is hydrogen can alternatively be prepared according to Scheme 4.

Scheme 4

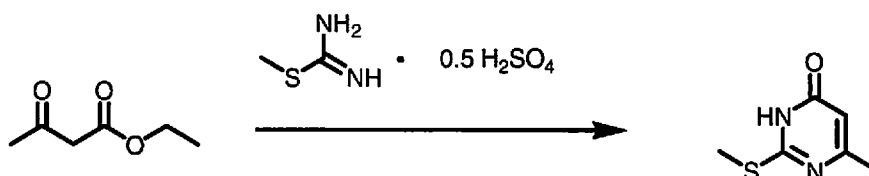


[00205] An intermediate of formula 20 is prepared by reacting an intermediate of formula 19 with neat POCl₃ and heating. 20 is then treated with a primary amine R¹NH₂ in a solvent such as water or THF and triethylamine at 0 °C to form 21. After removal of the solvent under reduced pressure, the intermediate 21 is then reacted with lithium aluminum hydride in a solvent such as THF at 0 °C. After quenching and aqueous workup, solvent removal provided crystalline 22 without further purification. Treatment of 22 with manganese (II) dioxide in a solvent such as methylene chloride or chloroform at room temperature provided aldehyde 23 upon filtration and solvent removal. A Knovenegal-type condensation with 23 and an arylacetonitrile in the presence of a base such as potassium carbonate or sodium hydroxide in a protic solvent provides the cyclized imine 24. Acetylation of the imine with acetic anhydride is required prior to hydrolysis which takes place in the presence of aqueous acid and heating to afford 25. Subsequently, 25 can be oxidized to the corresponding sulfone with *m*-CPBA at room temperature and displaced with ammonium to provide I.

Synthetic Examples

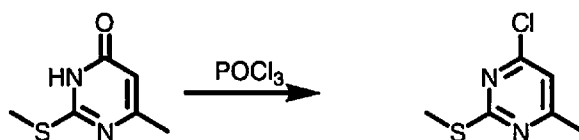
Example 1

2-amino-8-ethyl-4-methyl-6-(1*H*-pyrazol-5-yl)pyrido[2,3-*d*]pyrimidin-7(8*H*)-one

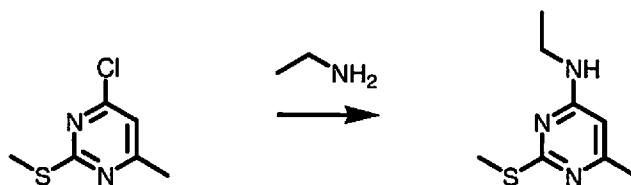


[00206] To a solution of 2-methyl-2-thiopseudourea sulfate (Aldrich, 58.74 g, 0.422 mol) in water (1000 mL) were added sodium carbonate (81.44 g, 0.768 mol) and ethyl acetoacetate

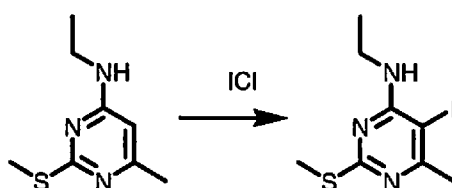
(50 g, 0.384 mol) at room temperature. The reaction mixture was stirred overnight. After neutralizing to pH = 8, the solid was collected through filtration followed by drying under vacuum overnight to afford 6-methyl-2-(methylthio)pyrimidin-4(3*H*)-one (57.2 g, 95% yield) of product. ¹H NMR (400 MHz, DMSO-*d*₆): δ 12.47 (bs, 1H), 5.96 (bs, 1H), 2.47(s, 3H), 2.17 (s, 3H).



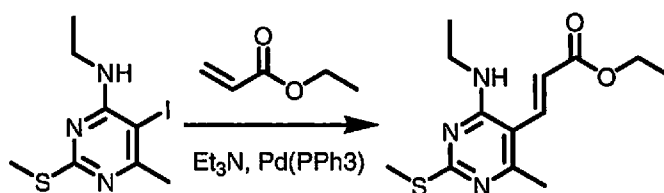
[00207] To the round bottom flask containing 6-methyl-2-(methylthio)pyrimidin-4(3*H*)-one (19 g, 121.6 mmol) was added POCl₃ (30 mL). The reaction mixture was heated to reflux for 2 h and then concentrated on a rotary evaporator to dryness. The crude 4-chloro-6-methyl-2-(methylthio)pyrimidine was used directly in the next reaction without further purification.



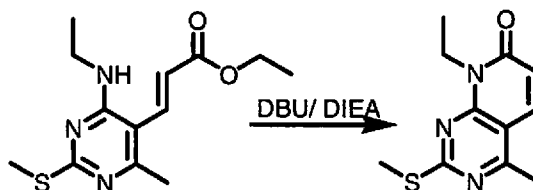
[00208] To the 4-chloro-6-methyl-2-(methylthio)pyrimidine from above was added 30 mL of a solution of 70% ethylamine in water. The reaction mixture was heated to 50 °C for 3 h. After completion, excess ethylamine was evaporated on rotary evaporator under vacuum. The solid was filtered and dried under vacuum to afford *N*-ethyl-6-methyl-2-(methylthio)pyrimidin-4-amine (20 g, 90% yield).



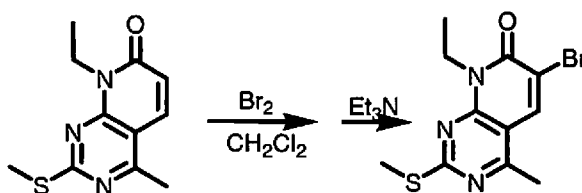
[00209] To the solution of *N*-ethyl-6-methyl-2-(methylthio)pyrimidin-4-amine (20 g, 121.6 mmol) in methanol was added iodine monochloride (26.58 g, 163.7 mmol) in small portions at 0 °C. Then the reaction mixture was stirred overnight. After evaporation of solvent, the residue was triturated with acetone. The product *N*-ethyl-5-iodo-6-methyl-2-(methylthio)pyrimidin-4-amine (25.2 g, 75% yield) was collected by filtration. ¹H NMR (400 MHz, CDCl₃): δ 5.37 (bs, 1H), 3.52 (q, *J* = 7.2 Hz, 1H), 2.50 (s, 3H), 1.26 (t, *J* = 7.2 Hz, 3H).



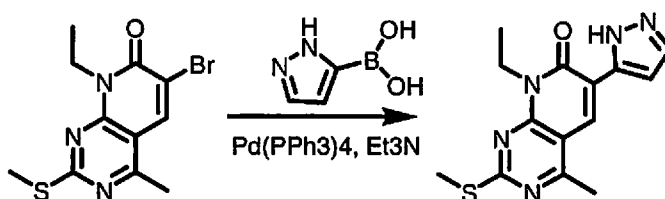
[00210] To the solution of *N*-ethyl-5-iodo-6-methyl-2-(methylthio)pyrimin-4-amine (25.2 g, 81.48 mmol) in DMA (260 mL) were added ethyl acrylate (12.23 g, 122.2 mmol), Pd(OAc)₂ (3.65 g, 16.25 mmol), (+)BINAP and triethyl amine (24.68 g, 244.4 mmol). Then the reaction mixture was heated to 100 °C and reacted overnight. After evaporation of solvent, the residue was diluted with water and the aqueous layer was extracted with ethyl acetate. The product (*E*)-ethyl-3-(4-(ethylamino)-6-methyl-2-(methylthio)pyrimidin-5-yl)acrylate (16.8 g, 73% yield) was isolated by silica gel column chromatography with 6-8% ethyl acetate in hexane as eluent. ¹H NMR (400 MHz, CDCl₃): δ 7.65 (d, *J* = 16.4Hz, 1H), 6.20 (d, *J* = 16.4Hz, 1H), 5.15 (bs, 1H), 4.28(q, *J* = 7.2 Hz, 2H), 3.54 (q, *J* = 7.2 Hz, 2H), 2.53 (s, 3H), 2.37 (s, 3H), 1.35 (t, *J* = 7.2 Hz, 3H), 1.24 (t, *J* = 7.2 Hz, 3H).



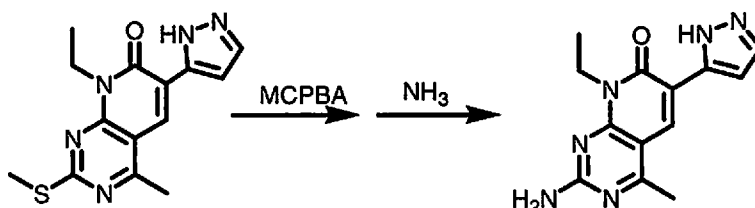
[00211] To a solution of (*E*)-ethyl-3-(4-(ethylamino)-6-methyl-2-(methylthio)pyrimidin-5-yl)acrylate (16.8 g, 59.8 mmol) in DIPEA was added 1,8-diazabicyclo[5.4.0]undec-7-ene (DBU, 18.21 g, 119.6 mmol) at room temperature. Then the reaction mixture was heated to reflux and reacted for 15 h. After evaporation of solvent, the residue was triturated with acetone. The product 8-ethyl-4-methyl-2-(methylthio)pyrido[2,3-d]pyrimidin-7(8*H*)-one (10.77 g, 77% yield) was collected by filtration. ¹H NMR (400 MHz, CDCl₃): δ 7.78 (d, *J* = 9.6 Hz, 1H), 6.63 (d, *J* = 9.6 Hz, 1H), 4.5(q, *J* = 7.2 Hz, 2H), 2.67 (s, 3H), 2.62 (s, 3H), 1.33 (t, *J* = 7.2 Hz, 3H).



[00212] To a solution of 8-ethyl-4-methyl-2-(methylthio)pyrido[2,3-d]pyrimidin-7(8H)-one (6.31 g, 26.84 mmol) in DCM was added Br₂ (4.79 g, 29.52 mmol) dropwise at room temperature. Then the reaction mixture was stirred at room temperature overnight. After filtration the solid was suspended in DCM (100 mL), and triethylamine (20 mL) was added. The mixture was washed with water and dried with Na₂SO₄, and the product 6-bromo-8-ethyl-4-methyl-2-(methylthio)pyrido[2,3-d]pyrimidin-7(8H)-one (6.96 g, 83 % yield) was obtained after evaporation of DCM. ¹H NMR (400 MHz, CDCl₃): δ 8.22 (s, 1H), 4.56 (q, J = 7.2 Hz, 2H), 2.68 (s, 3H), 2.62 (s, 3H), 1.34 (t, J = 7.2Hz, 3H).



[00213] To a solution of 6-bromo-8-ethyl-4-methyl-2-(methylthio)pyrido[2,3-d]pyrimidin-7(8H)-one (0.765 g, 2.43 mmol) in DME-H₂O (10:1 11 mL) was added 1H-pyrazol-5-ylboronic acid (Frontier, 0.408 g, 3.65 mmol), [1,1'-bis(diphenylphosphino)ferrocene]dichloropalladium(II) complex with CH₂Cl₂ (Pd(dppf), 0.198 g, 0.243 mmol) and triethylamine (0.736 g, 7.29 mmol) at room temperature. Then the reaction mixture was heated to reflux and reacted for 4 h. After cooling down to room temperature, the reaction mixture was partitioned with water and ethyl acetate. After separation, the organic layer was dried with Na₂SO₄, and the product 8-ethyl-4-methyl-2-(methylthio)-6-(1H-pyrazol-5-yl)pyrido[2,3-d]pyrimidin-7(8H)-one (0.567 g, 77% yield) was obtained by silica gel column chromatography. ¹H NMR (400 MHz, CDCl₃): δ 13.3 (bs, 1H), 8.54 (s, 1H), 7.82-7.07 (m, 2H), 4.45 (q, J = 7.2 Hz, 2H), 2.71 (s, 3H), 2.60 (s, 3H), 1.26 (t, J = 7.2Hz, 3H).



[00214] To the solution of 8-ethyl-4-methyl-2-(methylthio)-6-(1H-pyrazol-5-yl)pyrido[2,3-d]pyrimidin-7(8H)-one (0.123 g, 0.41 mmol) in DCM (2 mL) was added MCPBA (0.176 g, 77%, 0.785 mmol) in a small portion at room temperature. Then the reaction mixture was stirred for 4 h. After evaporation of DCM, dioxane (1 mL) and liquid

ammonia (1 mL) were introduced. The reaction was stirred at room temperature overnight. The product 2-amino-8-ethyl-4-methyl-6-(1*H*-pyrazol-5-yl)pyrido[2,3-*d*]pyrimidin-7(8*H*)-one (50.4 mg) was obtained by silica gel column chromatography. ¹H NMR (400 MHz, CD₃OD): δ 8.41 (s, 1H), 7.62 (d, *J* = 2.0 Hz, 1H), 6.96 (d, *J* = 2.0 Hz, 1H), 4.51 (q, *J* = 7.2 Hz, 2H), 2.64 (s, 3H), 1.29 (t, *J* = 7.2 Hz, 3H); MS (EI) for C₁₃H₁₄N₆O: 271.3 (MH⁺).

[00215] Using the same or analogous synthetic techniques and substituting with appropriate reagents, the following compounds were prepared:

Example 1a. 2-(amino)-8-ethyl-4-ethyl-6-(1*H*-pyrazol-5-yl)pyrido[2,3-*d*]pyrimidin-7(8*H*)-one: ¹H NMR (400 MHz, DMSO-*d*₆): δ 8.40 (s, 1H), 7.27 (bs, 1H), 7.00 (s, 1H), 4.40 (q, *J* = 7.2 Hz, 2H), 2.95 (d, *J* = 7.20 Hz, 2H), 1.14 (t, *J* = 7.2 Hz, 3H), 1.08 (t, *J* = 7.2 Hz, 3H), 0.89 (m, 1H), 0.24 (m, 2H), 0.01 (m, 2H); MS (EI) for C₁₄H₁₆N₆O: 285.2 (MH⁺).

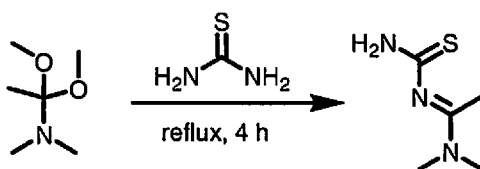
Example 1b. 8-ethyl-4-methyl-2-(methylamino)-6-(1*H*-pyrazol-5-yl)pyrido[2,3-*d*]pyrimidin-7(8*H*)-one: ¹H NMR (400 MHz, CH₃OH-*d*₄): δ 8.39 (s, 1H), 7.60 (bs, 1H), 6.93 (bs, 1H), 4.53 (bs, 2H), 3.02 (s, 3H), 2.84 (bs, 3H), 1.33 (bs, 3H); MS (EI) for C₁₄H₁₆N₆O: 285.3 (MH⁺).

Example 1c. 8-Ethyl-2-[(2-fluoroethyl)amino]-4-methyl-6-(1*H*-pyrazol-5-yl)pyrido[2,3-*d*]pyrimidin-7(8*H*)-one: ¹H NMR (400 MHz, CH₃OH-*d*₄): δ 8.34 (bs, 1H), 7.25 (bs, 1H), 6.90 (bs, 1H), 4.60 (dt, *J* = 5.2, 2.2 Hz, 2H), 4.49 (q, *J* = 7.20 Hz, 2H), 3.78 (dt, *J* = 5.2, 2.2 Hz, 2H), 2.64 (s, 3H), 1.30 (t, *J* = 7.2 Hz, 3H); MS (EI) for C₁₅H₁₇FN₆O: 317.3 (MH⁺).

Example 1d. 2-Amino-8-cyclopentyl-4-methyl-6-(1*H*-pyrazol-3-yl)pyrido[2,3-*d*]pyrimidin-7(8*H*)-one: ¹H NMR (400 MHz, DMSO-*d*₆): δ 13.10 (s, 1H), 8.42 (d, 1H), 7.70 (s, 1H), 7.20 (bs, 2H), 6.01 (m, 1H), 2.61 (s, 3H), 2.30 (m, 2H), 2.10 (m, 2H), 1.80 (m, 2H), 1.60 (m, 2H); MS (EI) for C₁₆H₁₈N₆O: 311.8 (M+H).

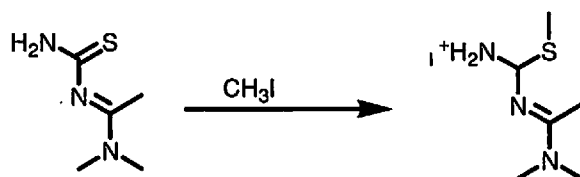
Intermediate 1

Alternate route to (E)-ethyl-3-(4-(ethylamino)-6-methyl-2-(methylthio)pyrimidin-5-yl)acrylate

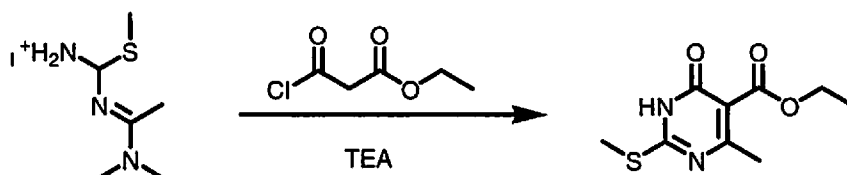


[00216] *N,N*-Dimethyl acetamide dimethyl acetal (75 g, 0.56 mole) was added to a suspension of thiourea (33.0 g, 0.43 mole) in methylene chloride. The mixture was heated under reflux for 4 h. The solvent was removed and the residue was crystallized from 5%

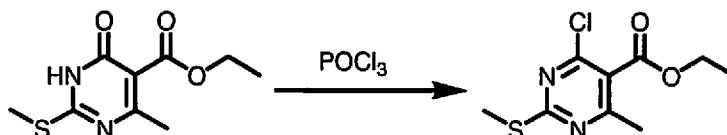
MeOH and diethyl ether affording (1E)-*N'*-(aminocarbonthioyl)-*N,N*-dimethylethanimidamide (47.8 g, 76% yield).



[00217] A suspension of (1E)-*N'*-(aminocarbonthioyl)-*N,N*-dimethylethanimidamide (47.8 g, 0.33 mole) in methyl iodide (150 mL) and THF (350 mL) was stirred for 18 h at room temperature. The mixture was evaporated under reduced pressure. After addition of 5% MeOH and diethyl ether, the compound precipitated and was collected by filtration affording (1E)-*N'*-[amino(methylthio)methyl]-*N,N*-dimethylethanimidamide hydrogen iodide salt (91.0 g, 96% yield).

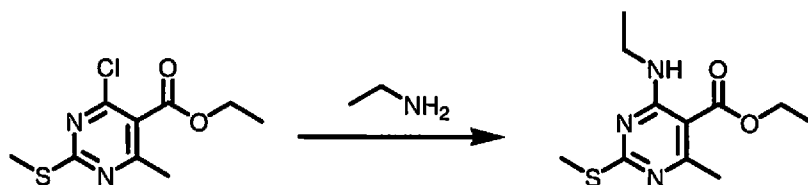


[00218] To a solution of (1E)-*N'*-[amino(methylthio)methyl]-*N,N*-dimethylethanimidamide hydrogen iodide salt (73.0 g, 0.26 mole) in dry dichloromethane (900 mL), was added ethyl 3-chloro-3-oxopropanoate (44 mL, 95% Lancaster, 0.34 mole) was added under a nitrogen atmosphere. The mixture was stirred for 4 h at room temperature, cooled to 0 °C then triethylamine (107 mL, 0.78 mole) was added. The reaction mixture was stirred overnight. The solvent was removed and H₂O was added. The pH was adjusted to pH = 5.0 with acetic acid and extracted with ethylacetate then evaporated and crystallized from the appropriate solvent (Ethylacetate-Hexanes mixture solvent, approximately 20% ethylacetate-Hexanes). This afforded ethyl 4-methyl-2-(methylthio)-6-oxo-1,6-dihydropyrimidine-5-carboxylate (36.5 g, 62% yield) after drying under vacuum.

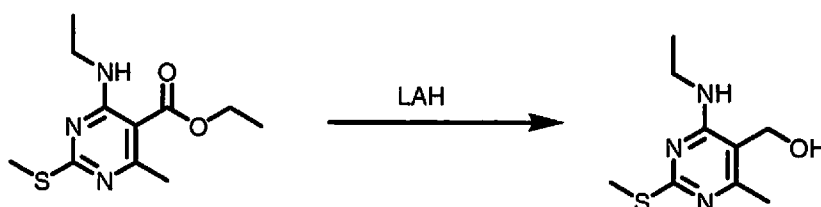


[00219] A solution of ethyl 4-methyl-2-(methylthio)-6-oxo-1,6-dihydropyrimidine-5-carboxylate (60 g, 0.26 mole) and phosphorous oxychloride (POCl₃, 320 mL) was heated under reflux for 4 to 5 h (monitor reaction by TLC using 30% ethylacetate and hexanes).

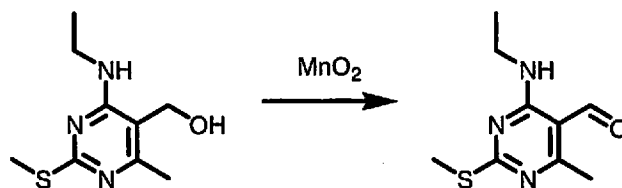
After completion of reaction, phosphorous oxychloride was removed on a rotary evaporator. The residue was poured on to ice water and extracted with ethylacetate several times. The combined organic layers were evaporated, on a rotary evaporator, to give crude ethyl 4-chloro-6-methyl-2-(methylthio)pyrimidine-5-carboxylate (65 g). This compound was used without purification.



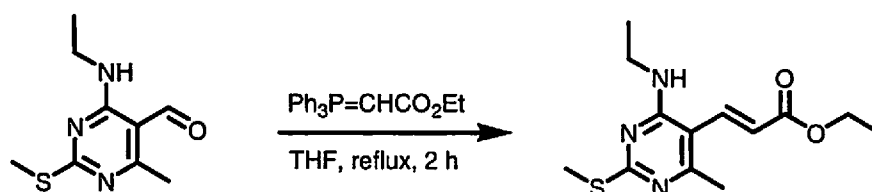
[00220] To a solution of ethyl 4-chloro-6-methyl-2-(methylthio)pyrimidine-5-carboxylate (65 g) in THF (1000 mL) and triethylamine (110 mL, 0.81 mole) was added ethylamine (2.0 M in THF, 0.81 mole) at 0 °C. This reaction mixture was stirred at room temperature overnight and then solvents were removed on a rotary evaporator. H₂O was added and the mixture extracted with ethyl acetate several times. Solvents from the combined organic layers were removed on a rotary evaporator affording 58 g (86% yield) of ethyl 4-(ethylamino)-6-methyl-2-(methylthio)pyrimidine-5-carboxylate. This material was used as such without further purification.



[00221] To a lithium aluminum hydride solution (LAH, 1.0 M solution in THF, Aldrich, 450 mL) was added a solution of ethyl 4-(ethylamino)-6-methyl-2-(methylthio)pyrimidine-5-carboxylate (57 g) in THF (1000 mL). The reaction mixture was stirred overnight. After cooling to 0 °C, the reaction mixture was cautiously quenched with a 1:9 mixture of H₂O/THF until gas evolution has ceased, then diluted with H₂O (500 mL) and stirred well for 2 h. The resulting slurry was extracted with ethylacetate several times. The aqueous layer was then filtered through Celite and washed with ethylacetate again. The combined organic layers were washed with brine, dried and concentrated under reduced pressure to give 41.0 g (85% yield) of [4-(ethylamino)-6-methyl-2-(methylthio)pyrimidin-5-yl]methanol as a light yellow crystal, which was used without purification in the next step.



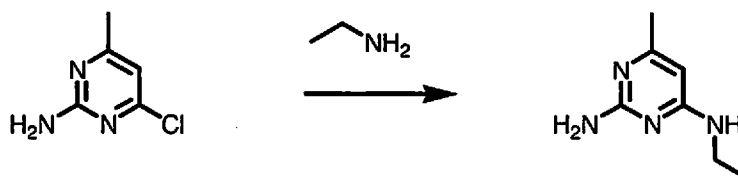
[00222] To a solution of [4-(ethylamino)-6-methyl-2-(methylthio)pyrimidin-5-yl]methanol (41.0 g) in chloroform (4000 mL) was added manganese oxide (125 g, 1.4 mole) and stirred for 4 h at room temperature. More manganese oxide was added until the disappearance of alcohol compound was observed. The reaction mixture was filtered through Celite and washed with some chloroform and evaporated all organic solvents to give 38 g (92 % yield) of 4-(ethylamino)-6-methyl-2-(methylthio)pyrimidine-5-carbaldehyde as a colorless solid, which was used without purification in the next step.



[00223] To a solution of 4-(ethylamino)-6-methyl-2-(methylthio)pyrimidine-5-carbaldehyde (38 g, 180 mmol) in THF (500 mL) was added (Carbethoxymethylene) triphenylphosphorane (95%, Aldrich, 85.18 g, 244 mmol). The reaction mixture was heated to reflux for 1.5 h and was monitored by TLC (4:1 hexanes/ethylacetate). The reaction was cooled to room temperature and was concentrated on a rotary evaporator. It was directly subjected to column chromatography (4:1 hexanes/ethylacetate) to give (E)-ethyl-3-(4-(ethylamino)-6-methyl-2-(methylthio)pyrimidin-5-yl)acrylate as a white crystal, 46.14 g (91% yield).

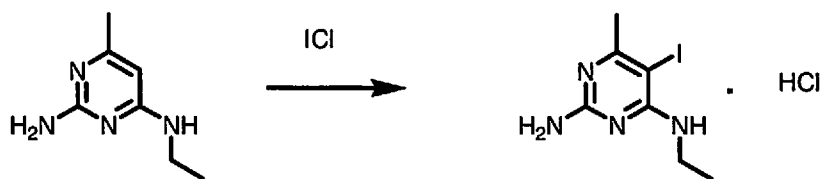
Example 2

2-Amino-6-bromo-8-ethyl-4-methylpyrido[2,3-d]pyrimidin-7(8H)-one

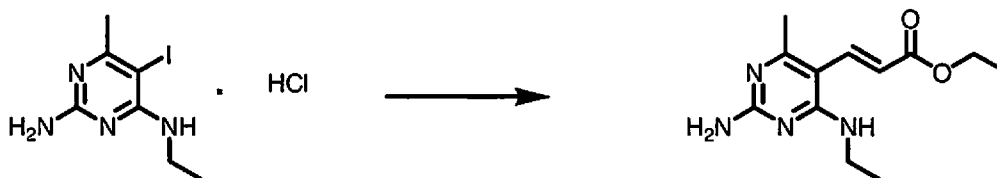


[00224] To a 3-necked 3-L flask, that was equipped with an overhead stirrer, was added in order 2-amino-4-chloro-6-methylpyrimidine (Aldrich, 100 g, 0.696 mol, 1 equiv.), ethylamine (70% ethylamine in water, Lancaster, 625 mL), 625 mL H₂O, and 125 mL TEA

(0.889 mol, 1.28 equiv.). The mixture was stirred and heated at reflux for 20 h, during which time the reaction turned homogeneous. The reaction was allowed to cool to room temperature. The volatile ethylamine was removed on a rotary evaporator. A precipitate formed. The aqueous mixture containing the precipitate was allowed to stand at room temperature for 2 h and then filtered. After drying under vacuum, 106 g (100% yield) of 2-amino-6-ethylaminopyrimidine was obtained as a colorless solid. This material was used as such in the following reaction.

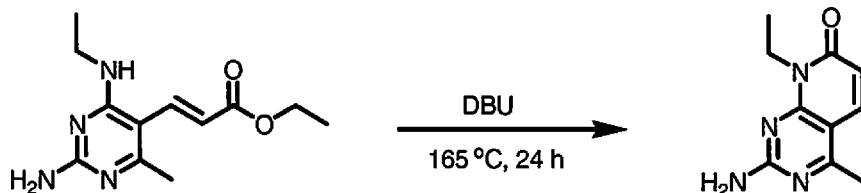


[00225] To a solution of 2-amino-6-ethylaminopyrimidine (98 g, 0.64 mol) in methanol (1.6 L) was added ICl (115.0 g, 0.71 mol) in a small portion at 15 °C. Then the reaction mixture was stirred at room temperature for 3 h (monitored by LC/MS). After evaporation of solvent by rotary evaporator, the residue was triturated with acetone. 2-amino-6-ethylamino-4-iodopyrimidine hydrochloride (188.5 g, 93% isolated yield) was obtained by vacuum filtration and drying. ¹H NMR (400 MHz, CD₃OD) δ 3.58 (q, 2H), 2.14 (s, 3H), 1.11 (t, 3H); MS (EI) for C₇H₁₁N₄ClI: 279.1 (MH⁺).

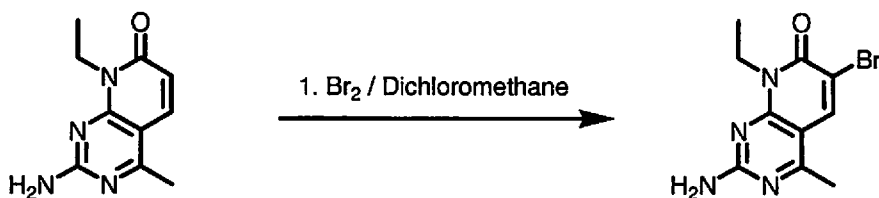


[00226] To a three-neck round bottom flask equipped with over-head mechanic stirrer were added 2-amino-6-ethylamino-4-iodopyrimidine hydrochloride (188.5 g, 0.60 mol), ethyl acrylate (221 mL, 2.0 mol), triethylamine (285 mL, 2.0 mol), DMF (1.3 L), and tetrakis(triphenylphosphine)palladium(0) (Pd(PPh₃)₄, 31.3 g, 0.027 mol). The reaction mixture was heated to 95 °C and stirred for 3 h (monitored by LC/MC). After reaction completion, the reaction mixture was evaporated about to 1/10 of original volume and partitioned with 500 mL of ethyl acetate and 1000 mL of water. The aqueous layer was extracted with ethyl acetate 5 times. (E)-Ethyl 3-(2-amino-4-(ethylamino)-6-methylpyrimidin-5-yl)acrylate (100 g, 67% yield) was obtained by recrystallization from acetone after evaporation of ethyl acetate. ¹H NMR (400 MHz, CD₃OD) δ 7.48 (dd, *J*1 =

16.0 Hz, $J_2 = 4.0$ Hz, 1H), 6.20 (dd, $J_1 = 16$ Hz, $J_2 = 4$ Hz, 1H), 4.25 (q, $J = 7.2$ Hz, 2H), 3.51 (q, $J = 7.6$ Hz, 2H), 2.39 (s, 3H), 1.3 (t, $J = 7.2$ Hz, 3H), 1.2 (t, $J = 7.6$ Hz, 3H). MS (EI) for $C_{12}H_{18}N_4O_2$: 251.3 (MH^+).

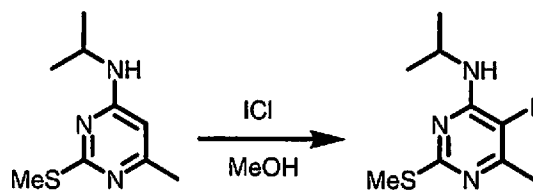


[00227] (E)-Ethyl 3-(2-amino-4-(ethylamino)-6-methylpyrimidin-5-yl)acrylate (4.50 g, 18.0 mmol) was added to DBU (10.95 g, 4.0 equiv.) and the mixture was heated to 165 °C and stirred for 24 h. After that, the mixture was cooled to 70 °C followed by the addition of H_2O (20 mL) to precipitate crystal and stirred for 1 h at room temperature. The crystal was collected and washed with H_2O and acetone and dried under vacuum to afford 2.70 g (73.5% yield) of 2-amino-8-ethyl-4-methylpyrido[2,3-d]pyrimidin-7(8H)-one as a light yellowish brown solid. LC/MS: Calculated for $C_{10}H_{12}N_4O$ (204.2). Found: 205.31 ($M+1$); HPLC analytical purity: 98.5%. 1H NMR (400 MHz, $DMSO-d_6$): δ 7.9 (d, 1H), 7.20 (bs, 2H), 6.20 (m, 1H), 4.20 (q, 2H), 2.50 (s, 3H), 1.20 (t, 3H); MS (EI) for $C_{10}H_{12}N_4O$: 205.11 (MH^+).

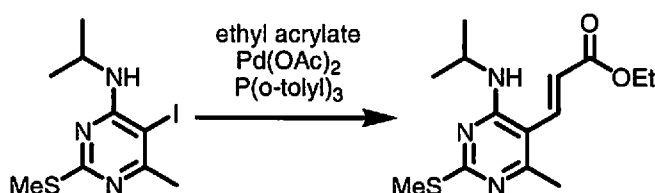


[00228] 2-Amino-8-ethyl-4-methylpyrido[2,3-d]pyrimidin-7(8H)-one (2.70 g, 13.2 mmol) was added to dichloromethane (100 mL), and then bromine (0.75 mL, 1.10 equiv.) was added slowly. This reaction mixture was stirred for 3 h at room temperature. After that, the solvent was evaporated nearly 80% volume of reaction mixture under vacuum, and then acetone was added to give 3.54 g 2-Amino-6-bromo-8-ethyl-4-methylpyrido[2,3-d]pyrimidin-7(8H)-one as a tan solid. LC/MS: Calculated for $C_{10}H_{11}BrN_4O$ (283.12). Found: 285.15 ($M+2$). HPLC analytical purity: 97.7%.

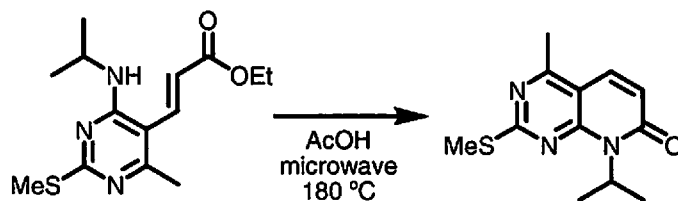
Example 3

2-Amino-4-methyl-8-(methylethyl)-6-(1*H*-pyrazol-3-yl)pyrido[2,3-*d*]pyrimidin-7(8*H*)-one

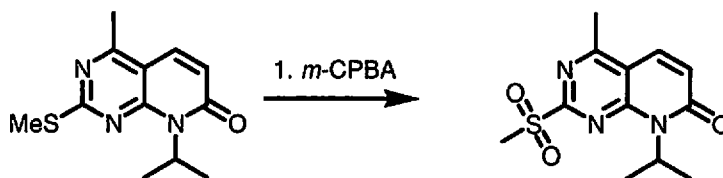
[00229] To a crude solution of *N*-isopropyl-6-methyl-2-(methylthio)pyrimidin-4-amine (44.6 g, 224 mmol), prepared using analogous procedures as described in Example 1, in 400 mL of methanol was added ICl (40.0 g, 246 mmol) in small portions at room temperature. The reaction mixture was then stirred at for 3 h monitoring by LC/MS. After evaporation of solvent by rotary evaporator, the residue was triturated with acetone to yield 5-iodo-*N*-isopropyl-6-methyl-2-(methylthio)pyrimidin-4-amine. ¹H NMR (400 MHz, CDCl₃) δ 6.37 (br m, 1H), 4.47 (m, 1H), 2.78 (s, 3H), 2.67 (s, 3H), 1.41 (d, J = 6.4, 6H).



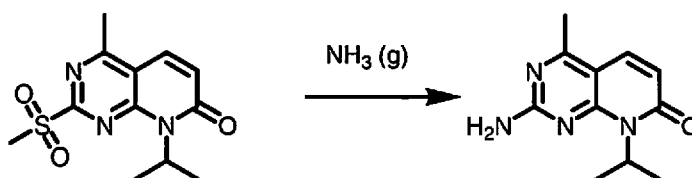
[00230] 5-Iodo-*N*-isopropyl-6-methyl-2-(methylthio)pyrimidin-4-amine (8.1 g, 26.2 mmol), ethyl acrylate (5.24 g, 52.4 mmol), triethylamine (10.6 g, 105 mmol), palladium (II) acetate (1.17 g, 5.23 mmol), and tri-*o*-tolyl phosphine (1.59 g, 5.23 mmol) were added in that order to 10.8 mL of DMA in a pressure tube and sealed. The reaction mixture was heated to 100 °C and allowed to stir overnight. The reaction was quenched by filtration through a short silica plug washing with ACN. The solvent was evaporated and diluted with ethyl acetate then extracted with 10 % aqueous LiCl, followed by water and brine. NOTE: Extraction is necessary to remove all DMA giving resolution in chromatography. The sample was purified by silica gel column chromatography using 20 % ethyl acetate/hexane as eluent. Desired fractions were combined and reduced to afford 2.5 g (34 % yield) of ethyl (2*E*)-3-[4-(isopropylamino)-6-methyl-2-(methylthio)pyrimidin-5-yl]acrylate as a yellow/orange oil.



[00231] (E)-Ethyl 3-(4-(isopropylamino)-6-methyl-2-(methylthio)pyrimidin-5-yl)acrylate (2.5 g, 8.46 mmol) was dissolved in acetic acid by gentle warming. Sample was placed in microwave reactor for 6 h at 180 °C, 300 W, and 200 PSI. The product was purified by silica gel column chromatography eluting with 20 % ethyl acetate/hexane. Desired fractions were combined and reduced into 8-isopropyl-4-methyl-2-(methylthio)pyrido[2,3-d]pyrimidin-7(8H)-one as a yellow powder (1.20 g, 57 % yield) which was then dried under heavy vacuum overnight. ¹H NMR (400MHz, CDCl₃) δ 7.74 (d, *J* = 9.6, 1H), 6.58 (d, *J* = 9.6, 1H), 5.84 (br s, 1H), 2.65 (s, 3H), 2.63 (s, 3H), 1.63 (d, *J* = 6.8, 6H).

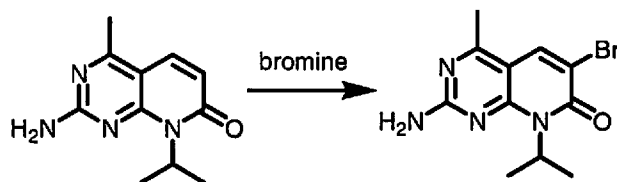


[00232] 8-Isopropyl-4-methyl-2-(methylthio)pyrido[2,3-d]pyrimidin-7(8H)-one (5.38 g, 21.59 mmol) was dissolved in 100 mL DCM. To the stirring solution, *m*-CPBA (13.97 g, 64.78 mmol) was added. The reaction was allowed to stir for 2.5 h at room temperature. LCMS indicated reaction had gone to completion. Sample was diluted with 300 mL of DCM and 300 mL K₂CO₃, upon addition of base a white precipitate formed that dissolved in excess H₂O. Organic layer was extracted further with H₂O and brine, and then dried over Na₂CO₃. The solvent was evaporated to afford the product 8-isopropyl-4-methyl-2-(methylsulfonyl)pyrido[2,3-d]pyrimidin-7(8H)-one (6.0 g, 99 % yield) as a light yellow oil that was used immediately in the next reaction.

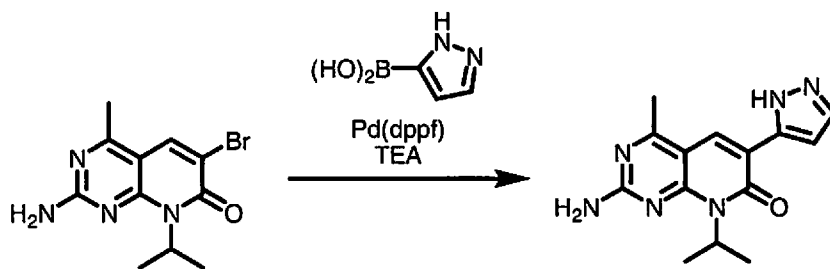


[00233] 8-isopropyl-4-methyl-2-(methylsulfonyl)pyrido[2,3-d]pyrimidin-7(8H)-one (approximately 3.0 g) was dissolved in 50 mL THF, in a 350 mL pressure tube. While stirring, NH₃ (g) was bubbled in through solution for 1.5 minutes. A color change was

observed form light yellow to olive green in about 120 seconds. The tube was sealed and stirred at room temperature overnight. A precipitate had formed. The reaction mixture, including precipitate, was reduced to near dryness, filtered and washed with a minimal volume of cold THF, affording 2.88 g of 2-amino-8-isopropyl-4-methylpyrido[2,3-d]pyrimidin-7(8H)-one.



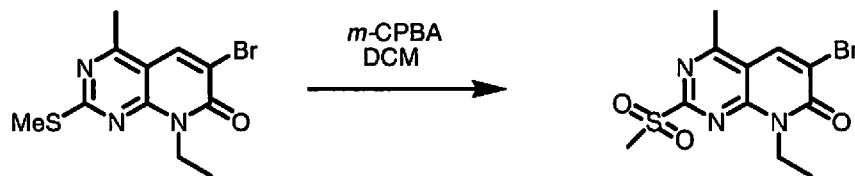
[00234] To a solution of 2-amino-8-isopropyl-4-methylpyrido[2,3-d]pyrimidin-7(8H)-one (2.88 g, 13.19 mmol) dissolved in 80 mL of DCM at 0 °C, (4.21 g, 26.39 mmol) bromine was added. Reaction vessel was removed from ice bath and allowed to react at room temperature over night. LCMS indicated complete conversion of starting material to product. Sample was evaporated to remove DCM and excess bromine. Orange solid was diluted in ethyl acetate and extracted with 10 % NaHSO₃, H₂O, and brine. Organic layer was dried over Na₂SO₄, filtered, and reduced to dryness yielding 2-amino-6-bromo-8-isopropyl-4-methylpyrido[2,3-d]pyrimidin-7(8H)-one as a light yellow powder (2.2 g, 56% yield). ¹H NMR (400MHz, CDCl₃) δ 8.08 (s, 1H), 5.83 (m, 1H), 5.69 (br s, 2H), 2.60 (s, 3H), 1.58 (d, J = 6.8, 6H).



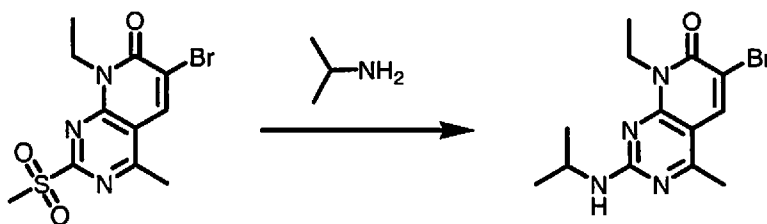
[00235] In a 350 mL pressure tube 2-amino-6-bromo-8-isopropyl-4-methylpyrido[2,3-d]pyrimidin-7(8H)-one (1.50 g, 5.05 mmol), 1H-pyrazol-3-yl boronic acid (1.12 g, 10.09 mmol), K₂CO₃ (336 mg, 15.1 mmol), and tetrakis(triphenylphosphine) palladium (0) (583 mg, 0.0504 mmol) were dissolved in 50 mL dioxane and 5 mL H₂O. The tube was sealed, heated to 100 °C and allowed to react overnight. A color change was observed. LCMS indicated no presence of starting material. Sample was filtered through a syringe filter and evaporated to dryness. Compound was dissolved in ethyl acetate and triturated in hexane. Light yellow powder of 2-amino-8-isopropyl-4-methyl-6-(1H-pyrazol-5-yl)pyrido[2,3-

d]pyrimidin-7(8*H*)-one (195 mg, 13.7% yield) was found to be 98% pure by HPLC. ¹H NMR (400MHz, CDCl₃) δ 12.97 (br s, 1H), 8.35 (s, 1H), 7.60 (br s, 1H), 7.21 (s, 2H), 6.94 (s, 1H), 5.86 (br s, 1H), 2.50 (m, 6H), 1.54 (s, 3H), MS (EI) for C₁₄H₁₆N₆O: 285.0 (MH⁺).

Example 4



[00236] 3-Chloroperbenzoic acid (0.565 g, 3.27 mmol) was added to a solution of 6-bromo-8-ethyl-4-methyl-2-(methylthio)pyrido[2,3-*d*]pyrimidin-7(8*H*)-one (0.308 g, 0.980 mmol) in dichloromethane (5.0 mL) at room temperature. After 30 minutes, the reaction was diluted with dichloromethane (50 mL) and washed twice with saturated NaHCO₃, followed by brine. The organic phase was separated and dried over Na₂SO₄, filtered, and concentrated in vacuo. The residue was precipitated with ethyl acetate to provide 8-ethyl-4-methyl-2-(methylsulfonyl)pyrido[2,3-*d*]pyrimidin-7(8*H*)-one (302 mg, 89 % yield) as a yellow solid.



[00237] To a stirred solution of (76.5 mg, 0.221 mmol) in 1.5 mL of CH₂Cl₂ was added isopropyl amine (709.9 mg, 12.0 mmol, 54 eq.) The reaction was stirred for 15 h at room temperature. The reaction was diluted with CH₂Cl₂ and extracted with 2N NaOH, H₂O, and brine. The organic layer was dried over Na₂SO₄, filtered and concentrated. The crude material was purified using preparative HPLC. Lyophilization of the product containing fractions afforded 19.9 mg (27.6 %yield) of 6-bromo-8-ethyl-2-(isopropylamino)-4-methylpyrido[2,3-*d*]pyrimidin-7(8*H*)-one: ¹H NMR (400 MHz, CDCl₃): δ 8.08 (s, 1H), 5.30 (bs, 1H), 4.48 (bd, 2H), 4.18 (bs, 1H), 2.52 (s, 3H), 1.62 (bs, 3H), 1.29 (m, 9H), MS (EI) for C₁₃H₁₇BrN₄O: 325.2 (MH⁺).

[00238] Using the same or analogous synthetic techniques and substituting with appropriate reagents, the following compounds were prepared:

Example 4b. 6-bromo-2-(*tert*-butylamino)-8-ethyl-4-methylpyrido[2,3-*d*]pyrimidin-7(8*H*)-one: ¹H NMR (400 MHz, CDCl₃): δ 8.08 (s, 1H), 5.47 (bs, 1H), 4.48 (m, 2H), 2.50 (s, 3H), 1.58 (bs, 3H), 1.49 (s, 9H), MS (EI) for C₁₄H₁₉BrN₄O: 339.2 (MH⁺)

Example 4c. 6-Bromo-2-(cyclopentylamino)-8-ethyl-4-methylpyrido[2,3-*d*]pyrimidin-7(8*H*)-one: ¹H NMR (400 MHz, CDCl₃): δ 8.07 (s, 1H), 5.89 (bs, 1H), 4.49 (bd, 2H), 2.51 (s, 3H), 2.07 (m, 2H), 1.71 (m, 2H), 1.58 (m, 2H), 1.31 (t, 3H), MS (EI) for C₁₅H₁₉BrN₄O: 351.2 (MH⁺)

Example 4d. 6-Bromo-2-(cyclohexylamino)-8-ethyl-4-methylpyrido[2,3-*d*]pyrimidin-7(8*H*)-one: ¹H NMR (400 MHz, CDCl₃): δ 8.07 (s, 1H), 5.41 (bs, 1H), 4.47 (bd, 2H), 3.84 (bs, 1H), 2.51 (s, 3H), 2.05 (d, *J* = 12.4 Hz, 2H), 1.77 (m, 2H), 1.64 (br m, 4H), 1.39 (m, 2H), 1.30 (m, 3H), MS (EI) for C₁₆H₂₁BrN₄O: 365.2 (MH⁺)

Example 4e. 6-Bromo-8-ethyl-4-methyl-2-(2-morpholinoethylamino)pyrido[2,3-*d*]pyrimidin-7(8*H*)-one: ¹H NMR (400 MHz, CDCl₃): δ 8.08 (s, 1H), 6.22 (bs, 1H), 4.48 (q, *J* = 6.4 Hz, 2H), 3.74 (t, *J* = 4.4 Hz, 1H), 3.57 (q, *J* = 4.8 Hz, 3H), 2.98 (bs, 2H), 2.63 (t, *J* = 6.0 Hz, 2H), 2.53 (s, 3H), 1.30 (t, *J* = 6.8 Hz, 2H), MS (EI) for C₁₆H₂₂BrN₅O: 396.2 (MH⁺)

Example 4f. 6-Bromo-8-ethyl-4-methyl-2-[(3-morpholino-4-ylpropyl)amino]pyrido[2,3-*d*]pyrimidin-7(8*H*)-one: ¹H NMR (400 MHz, CDCl₃): δ 8.07 (s, 1H), 6.23 (bs, 1H), 4.47 (bs, 1H), 3.75 (m, 4H), 3.57 (m, 2H), 2.52 (m, 4H), 2.48 (m, 2H), 1.82 (m, 2H), 1.28 (s, 3H), MS (EI) for C₁₇H₂₄BrN₅O: 410.2 (MH⁺)

Example 4g. 6-Bromo-2-[[3-(dimethylamino)propyl]amino]-8-ethyl-4-methylpyrido[2,3-*d*]pyrimidin-7(8*H*)-one: ¹H NMR (400 MHz, CDCl₃): δ 8.08 (s, 1H), 7.26 (bs, 1H), 4.47 (m, 2H), 3.54 (m, 2H), 2.78 (t, *J* = 7.6 Hz, 2H), 2.52 (s, 3H), 2.50 (s, 3H), 2.04 (s, 3H), 2.00 (m, 2H), 1.29 (t, *J* = 7.2 Hz, 3H), MS (EI) for C₁₅H₂₂BrN₅O: 369.2 (MH⁺)

Example 4h. 8-Ethyl-2-(ethylamino)-4-methylpyrido[2,3-*d*]pyrimidin-7(8*H*)-one: ¹H NMR (400 MHz, CDCl₃): δ 7.67 (d, *J* = 9.2 Hz, 1H), 6.39 (d, *J* = 9.2 Hz, 1H), 5.31 (bs, 1H), 2.54 (s, 3H), 4.32 (q, *J* = 6.8 Hz, 2H), 3.52 (q, *J* = 6.8 Hz, 2H), 2.53 (s, 3H), 1.15 (m, 6H); MS (EI) for C₁₂H₁₆N₄O: 233.2 (MH⁺).

Example 4j. 6-Bromo-2-[[2-(dimethylamino)ethyl]amino]-8-ethyl-4-methylpyrido[2,3-*d*]pyrimidin-7(8*H*)-one: ¹H NMR (400 MHz, DMSO-*d*₆): δ 8.37 (s, 1H), 7.83 (bt, *J* = 8.0 Hz, 1H), 4.34 (q, *J* = 8.0 Hz, 2H), 3.42 (q, *J* = 4.0 Hz, 2H), 2.51 (s, 3H), 2.45 (t, *J* = 4.0 Hz, 2H), 1.83 (s, 6H), 1.20 (t, *J* = 8.0 Hz, 3H); MS (EI) for C₁₄H₂₀BrN₅O: 354.3 (M⁺).

Example 4k. 6-bromo-2-(ethylamino)-4-methyl-8-(1-methylethyl)pyrido[2,3-*d*]pyrimidin-7(8*H*)-one: ¹H NMR (400 MHz, CDCl₃): δ 8.04 (s, 1H), 6.66 (bs, 1H), 5.83 (sept, *J* = 6.8

Hz, 1H), 3.54 (dq, $J = 12.8, 7.6$ Hz, 2H), 2.62 (s, 3H), 1.60 (d, $J = 6.8$ Hz, 6H), 1.34 (t, $J = 7.2$ Hz, 3H); MS (EI) for $C_{13}H_{17}BrN_4O$: 324.9 (M^+).

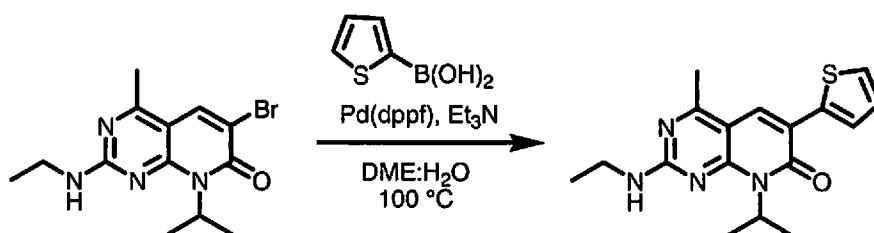
Example 4m. 6-Bromo-8-ethyl-4-methyl-2-morpholin-4-ylpyrido[2,3-*d*]pyrimidin-7(8*H*)-one: 1H NMR (400 MHz, $CDCl_3$): δ 8.09 (s, 1H), 4.45 (q, $J = 6.8$ Hz, 2H), 3.92 (s, 3H), 3.79 (s, 3H), 2.55 (s, 3H), 1.30 (t, $J = 6.8$ Hz, 3H); MS (EI) for $C_{14}H_{17}BrN_4O_2$: 355.1 ($M2H^+$).

Example 4n. 6-Bromo-8-ethyl-4-methyl-2-[(phenylmethyl)amino]pyrido[2,3-*d*]pyrimidin-7(8*H*)-one: 1H NMR (400 MHz, $CDCl_3$): δ 8.09 (s, 1H), 7.32 (m, 5H), 5.86 (bs, 1H), 4.68 (s, 2H), 4.43 (q, $J = 7.2$ Hz, 2H), 2.54 (s, 3H), 1.13 (t, $J = 7.2$ Hz, 3H); MS (EI) for $C_{17}H_{17}BrN_4O$: 375.1 ($M2H^+$).

Example 4p. 6-Bromo-8-ethyl-2-(ethylamino)-4-methylpyrido[2,3-*d*]pyrimidin-7(8*H*)-one: 1H NMR (400 MHz, $CDCl_3$): δ 8.09 (s, 1H), 5.71 (bs, 1H), 4.48 (bs, 2H), 3.54 (q, $J = 6.8$ Hz, 2H), 2.53 (s, 3H), 1.16 (m, 6H); MS (EI) for $C_{12}H_{15}BrN_4O$: 311.9 (MH^+).

Example 5

2-(Ethylamino)-4-methyl-8-(1-methylethyl)-6-(2-thienyl)pyrido[2,3-*d*]pyrimidin-7(8*H*)-one



[00239] Pd(dppf) dichloromethane adduct (0.077 g, 0.095 mmol) was added to a suspension of 6-bromo-2-(ethylamino)-4-methyl-8-(1-methylethyl)pyrido[2,3-*d*]pyrimidin-7(8*H*)-one (0.154 g, 0.474 mmol), 2-thiophene boronic acid (0.079 g, 0.616 mmol), and triethylamine (165 μ L, 1.19 mmol) in 10:1 DME: water (1.5 mL). The reaction was heated to 100 $^{\circ}C$. After 5 h, the reaction was cooled to room temperature, filtered through a Celite plug and concentrated in vacuo. The residue was purified on SiO_2 (3:2 hexanes: ethyl acetate) to give 2-(ethylamino)-4-methyl-8-(1-methylethyl)-6-(2-thienyl)pyrido[2,3-*d*]pyrimidin-7(8*H*)-one (28 mg, 18 % yield) as a light yellow solid: 1H NMR (400 MHz, $CDCl_3$): δ 8.06 (s, 1H), 7.60 (dd, $J = 4.0, 1.2$ Hz, 1H), 7.38 (dd, $J = 5.2, 0.8$ Hz, 1H), 7.10 (dd, $J = 4.8, 3.2$ Hz, 1H), 5.93 (bsept, 1H), 5.13 (bs, 1H), 3.54 (pent, $J = 7.2$ Hz, 2H), 2.61 (s, 3H), 1.66 (d, $J = 6.8$ Hz, 6H), 1.28 (t, $J = 7.6$ Hz, 3H); MS (EI) for $C_{17}H_{20}N_4OS$: 329.0 (MH^+).

[00240] Using the same or analogous synthetic techniques and substituting with appropriate reagents, the following compounds were prepared:

Example 5a. 2-(Ethylamino)-6-furan-2-yl-4-methyl-8-(1-methylethyl)pyrido[2,3-*d*]pyrimidin-7(8*H*)-one: ¹H NMR (400 MHz, CDCl₃): δ 8.43 (s, 1H), 7.81 (s, 1H), 7.47 (t, *J* = 2 Hz, 1H), 6.75 (dd, *J* = 2.0, 0.8 Hz, 1H), 5.92 (bsept, 1H), 5.25 (bs, 1H), 3.53 (dq, *J* = 12.5, 7.6 Hz, 2H), 2.60 (s, 3H), 1.65 (d, *J* = 6.8 Hz, 6H), 1.29 (t, *J* = 7.2 Hz, 3H); MS (EI) for C₁₇H₂₀N₄O₂: 313.1 (MH⁺).

Example 5b. 2-(Ethylamino)-4-methyl-8-(1-methylethyl)-6-(1*H*-pyrazol-3-yl)pyrido[2,3-*d*]pyrimidin-7(8*H*)-one: ¹H NMR (400 MHz, CDCl₃): δ 8.08 (s, 1H), 7.61 (d, *J* = 2.0 Hz, 1H), 6.65 (bs, 1H), 5.93 (bs, 1H), 5.44 (bs, 1H), 3.55 (dq, *J* = 12.8, 6.4 Hz, 2H), 2.62 (s, 3H), 1.66 (d, *J* = 6.4 Hz, 6H), 1.30 (t, *J* = 7.6 Hz, 3H); MS (EI) for C₁₆H₂₀N₆O: 313.3 (MH⁺).

Example 5c. 2-(Ethylamino)-4-methyl-6-(1*H*-pyrazol-3-yl)pyrido[2,3-*d*]pyrimidin-7(8*H*)-one: ¹H NMR (400 MHz, MeOH-*d*₄:TFA-*d*, 10:1): δ 8.59 (s, 1H), 8.07 (s, 1H), 7.30 (s, 1H), 3.59 (q, *J* = 8.0 Hz, 2H), 2.88 (s, 3H), 1.28 (t, *J* = 8.0 Hz, 3H); MS (EI) for C₁₃H₁₄N₆O: 271.0 (MH⁺).

Example 5e. 8-Cyclopentyl-2-(ethylamino)-4-methyl-6-(1*H*-pyrazol-3-yl)pyrido[2,3-*d*]pyrimidin-7(8*H*)-one: ¹H NMR (400MHz, DMSO-*d*₆): δ 8.32 (s, 1H), 7.80 (s, 1H), 7.59 (s, 1H), 6.916 (s, 1H), 5.95 (m, 1H), 2.35 (bs, 2H), 1.95 (bs, 2H), 1.73 (bs, 2H), 1.61 (bs, 2H), 1.12 (t, *J* = 6.8 Hz, 3H), MS (EI) for C₁₈H₂₂N₆O: 339.1 (MH⁺)

Example 5f. 6-(2,4-Difluorophenyl)-8-ethyl-2-(ethylamino)-4-methylpyrido[2,3-*d*]pyrimidin-7(8*H*)-one: ¹H NMR (400 MHz, CDCl₃): δ 7.78 (d, 2H), 7.52 (m, 1H), 6.85 (m, 2H), 5.38 (bs, 1H), 4.48 (m, 2H), 3.56 (m, 2H), 2.57 (s, 3H), 1.39 (m, 6H); MS (EI) for C₁₈H₁₈F₂N₄O: 345.1 (MH⁺).

Example 5g. 6-(3-Chloro-4-fluorophenyl)-8-ethyl-2-(ethylamino)-4-methylpyrido[2,3-*d*]pyrimidin-7(8*H*)-one: ¹H NMR (400 MHz, CDCl₃): δ 7.79 (s, 2H), 7.57 (m, 1H), 7.19 (m, 1H), 5.41 (bs, 1H), 4.45 (bs, 2H), 3.58 (m, 2H), 2.59 (m, 3H), 1.36 (m, 6H); MS (EI) for C₁₈H₁₈ClFN₄O: 361.0 (MH⁺).

Example 5h. 6-(2,4-Dichlorophenyl)-8-ethyl-2-(ethylamino)-4-methylpyrido[2,3-*d*]pyrimidin-7(8*H*)-one: ¹H NMR (400 MHz, CDCl₃): δ 7.75 (s, 1H), 7.42 (d, 1H), 7.38 (m, 2H), 5.38 (bs, 1H), 4.42 (m, 2H), 3.59 (m, 2H), 2.56 (s, 3H), 1.24 (m, 6H); MS (EI) for C₁₈H₁₈Cl₂N₄O: 377.0 (M⁺), 379.0 (M+2)

Example 5i. 6-(3,4-Difluorophenyl)-8-ethyl-2-(ethylamino)-4-methylpyrido[2,3-*d*]pyrimidin-7(8*H*)-one: ¹H NMR (400 MHz, CDCl₃): δ 7.79 (s, 1H), 7.59 (m, 1H), 7.39 (m,

1H), 7.18 (m, 1H), 5.39 (bs, 1H), 4.46 (m, 2H), 3.58 (m, 2H), 2.59 (s, 3H), 1.27 (m, 6H); MS (EI) for C_{18H₁₈F₂N₄O}: 345.1 (MH⁺).

Example 5j. 8-Ethyl-2-(ethylamino)-4-methyl-6-[4-(phenyloxy)phenyl]pyrido[2,3-*d*]pyrimidin-7(8*H*)-one: ¹H NMR (400 MHz, CDCl₃): δ 7.78 (s, 1H), 7.63 (d, 2H), 7.39 (t, 2H), 7.16 (t, 1H), 7.04 (d, 4H), 5.38 (bs, 1H), 4.47 (m, 2H), 3.57 (m, 2H), 2.59 (s, 3H), 1.26 (m, 6H); MS (EI) for C₂₄H₂₄N₄O₂: 401.1 (MH⁺).

Example 5k. 8-Ethyl-2-(ethylamino)-4-methyl-6-naphthalen-1-ylpyrido[2,3-*d*]pyrimidin-7(8*H*)-one: ¹H NMR (400 MHz, CDCl₃): δ 7.84 (d, 2H), 7.80 (s, 1H), 7.73 (d, 1H), 7.48 (m, 4H), 5.39 (bs, 1H), 4.55 (bs, 2H), 3.59 (m, 2H), 2.54 (s, 3H), 1.37 (m, 6H); MS (EI) for C₂₂H₂₂N₄O: 359.1 (MH⁺).

Example 5m. 8-Ethyl-2-(ethylamino)-4-methyl-6-[3-(trifluoromethyl)phenyl]pyrido[2,3-*d*]pyrimidin-7(8*H*)-one: ¹H NMR (400 MHz, CDCl₃): δ 7.82 (m, 3H), 7.56 (m, 2H), 5.59 (bs, 1H), 4.47 (d, 2H), 3.51 (m, 2H), 2.58 (s, 3H), 1.30 (m, 6H); MS (EI) for C₁₉H₁₉F₃N₄O: 377.1 (MH⁺).

Example 5n. 8-Ethyl-2-(ethylamino)-4-methyl-6-(2-thienyl)pyrido[2,3-*d*]pyrimidin-7(8*H*)-one: ¹H NMR (400 MHz, CDCl₃): δ 8.09 (s, 1H), 7.64 (dd, *J* = 3.60, 1.20 Hz, 1H), 7.38 (dd, *J* = 5.20, 1.20 Hz, 1H), 7.10 (dd, *J* = 4.78, 3.60 Hz, 2H), 3.54 (qn, 2H), 2.62 (s, 3H), 1.30 (m, 6H); MS (EI) for C₁₆H₁₈N₄OS: 315.0 (MH⁺).

Example 5p. 6-(3-Chlorophenyl)-8-ethyl-2-(ethylamino)-4-methylpyrido[2,3-*d*]pyrimidin-7(8*H*)-one: ¹H NMR (400 MHz, CDCl₃): δ 7.78 (s, 1H), 7.65 (s, 1H), 7.56 (dd, 1H), 7.34 (m, 2H), 5.39 (bs, 1H), 4.43 (m, 2H), 3.57 (m, 2H), 2.59 (s, 3H), 1.32 (m, 6H); MS (EI) for C₁₈H₁₉ClN₄O: 343.0 (MH⁺).

Example 5q. 6-(4-Chlorophenyl)-8-ethyl-2-(ethylamino)-4-methylpyrido[2,3-*d*]pyrimidin-7(8*H*)-one: ¹H NMR (400 MHz, CDCl₃): δ 7.77 (s, 1H), 7.62 (dd, 2H), 7.40 (dd, 2H), 5.38 (bs, 1H), 4.47 (m, 2H), 3.58 (m, 2H), 2.59 (s, 3H), 1.39 (m, 6H); MS (EI) for C₁₈H₁₉ClN₄O: 343.0 (MH⁺).

Example 5r. 8-Ethyl-2-(ethylamino)-4-methyl-6-[4-(trifluoromethyl)phenyl]pyrido[2,3-*d*]pyrimidin-7(8*H*)-one: ¹H NMR (400 MHz, CDCl₃): δ 7.80 (m, 3H), 7.63 (dd, 2H), 5.39 (bs, 1H), 4.51 (m, 2H), 3.58 (m, 2H), 2.58 (s, 3H), 1.33 (m, 6H); MS (EI) for C₁₉H₁₉F₃N₄O: 343.0 (MH⁺).

Example 5s. 8-Ethyl-2-(ethylamino)-4-methyl-6-(3-thienyl)pyrido[2,3-*d*]pyrimidin-7(8*H*)-one: ¹H NMR (400 MHz, CDCl₃): δ 8.11 (dd, *J* = 2.10, 0.90 Hz, 1H), 7.94 (s, 1H), 7.52 (dd,

$J = 3.90, 1.20$ Hz, 1H), 7.35 (qr, 1H), 5.33 (bs, 1H), 4.52 (qr, 2H), 3.54 (m, 2H), 2.58 (s, 3H), 1.28 (m, 6H); MS (EI) for $C_{16}H_{18}N_4OS$: 315.0 (MH^+).

Example 5t. 8-Ethyl-2-(ethylamino)-4-methyl-6-(4-methyl-2-thienyl)pyrido[2,3-*d*]pyrimidin-7(8*H*)-one: 1H NMR (400 MHz, $CDCl_3$): δ 8.01 (s, 1H), 7.52 (s, 1H), 6.93 (s, 1H), 5.38 (bs, 1H), 4.58 (qr, 2H), 3.57 (m, 2H), 2.61 (s, 1H), 2.33 (s, 1H), 1.60 (s, 3H); MS (EI) for $C_{17}H_{20}N_4OS$: 329.0 (MH^+).

Example 5u. 8-Ethyl-2-(ethylamino)-4-methyl-6-(4-methyl-3-thienyl)pyrido[2,3-*d*]pyrimidin-7(8*H*)-one: 1H NMR (400 MHz, $CDCl_3$): δ 7.69 (s, 1H), 7.38 (d, 1H), 6.99 (m, 1H), 5.35 (bs, 1H), 4.51 (qr, 2H), 3.57 (m, 2H), 2.58 (s, 3H), 2.22 (s, 3H), 1.32 (m, 6H); MS (EI) for $C_{17}H_{20}N_4OS$: 329.0 (MH^+).

Example 5v. 1,1-Dimethylethyl 2-[8-ethyl-2-(ethylamino)-4-methyl-7-oxo-7,8-dihydropyrido[2,3-*d*]pyrimidin-6-yl]-1*H*-pyrrole-1-carboxylate: 1H NMR (400 MHz, $CDCl_3$): δ 7.65 (s, 1H), 7.38 (d, 1H), 6.22 (m, 2H), 5.29 (bs, 1H), 4.41 (m, 2H), 3.57 (m, 2H), 2.56 (s, 3H), 1.41 (s, 9H), 1.22 (m, 6H); MS (EI) for $C_{21}H_{27}N_5O_3$: 398.0 (MH^+).

Example 5w. 8-Ethyl-2-(ethylamino)-4-methyl-6-(1*H*-pyrrol-2-yl)pyrido[2,3-*d*]pyrimidin-7(8*H*)-one: 1H NMR (400 MHz, $CDCl_3$): δ 11.1 (bs, 1H), 7.99 (s, 1H), 6.85 (d, 1H), 6.62 (d, 1H), 6.29 (d, 1H), 5.28 (bs, 1H), 4.57 (m, 2H), 3.56 (m, 2H), 2.61 (s, 3H), 1.35 (m, 6H); MS (EI) for $C_{16}H_{19}N_5O$: 298.1 (MH^+).

Example 5x. 8-Ethyl-2-(ethylamino)-6-furan-3-yl-4-methylpyrido[2,3-*d*]pyrimidin-7(8*H*)-one: 1H NMR (400 MHz, $CDCl_3$): δ 8.42 (s, 1H), 7.83 (s, 1H), 7.43 (s, 1H), 6.76 (s, 1H), 5.37 (bs, 1H), 4.52 (m, 2H), 3.58 (m, 2H), 2.61 (s, 3H), 1.30 (m, 6H); MS (EI) for $C_{16}H_{18}N_4O_2$: 299.1 (MH^+).

Example 5y. 8-Ethyl-2-(ethylamino)-4-methyl-6-[1-(phenylmethyl)-1*H*-pyrazol-4-yl]pyrido[2,3-*d*]pyrimidin-7(8*H*)-one: 1H NMR (400 MHz, $CDCl_3$): δ 8.39 (s, 1H), 7.98 (d, 1H), 7.96 (d, 1H), 7.35 (m, 5H), 5.39 (s, 2H), 5.35 (bs, 1H), 4.52 (m, 2H), 3.58 (m, 2H), 2.62 (s, 3H), 1.35 (m, 6H); MS (EI) for $C_{22}H_{24}N_6O$: 389.3 (MH^+).

Example 5z. 6-(3,5-Dimethylisoxazol-4-yl)-8-ethyl-2-(ethylamino)-4-methylpyrido[2,3-*d*]pyrimidin-7(8*H*)-one: 1H NMR (400 MHz, $CDCl_3$): δ 7.59 (s, 1H), 7.24 (s, 1H), 5.43 (bs, 1H), 4.47 (bs, 2H), 3.56 (m, 2H), 2.58 (s, 3H), 2.39 (s, 3H), 2.25 (s, 3H), 1.29 (m, 6H); MS (EI) for $C_{17}H_{21}N_5O_2$: 328.1 (MH^+).

Example 5aa. 8-Ethyl-2-(ethylamino)-4-methyl-6-(1*H*-pyrazol-5-yl)pyrido[2,3-*d*]pyrimidin-7(8*H*)-one: 1H NMR (400 MHz, $CDCl_3$): δ 8.11 (s, 1H), 7.62 (s, 1H), 6.65 (d, 1H), 5.43 (bs,

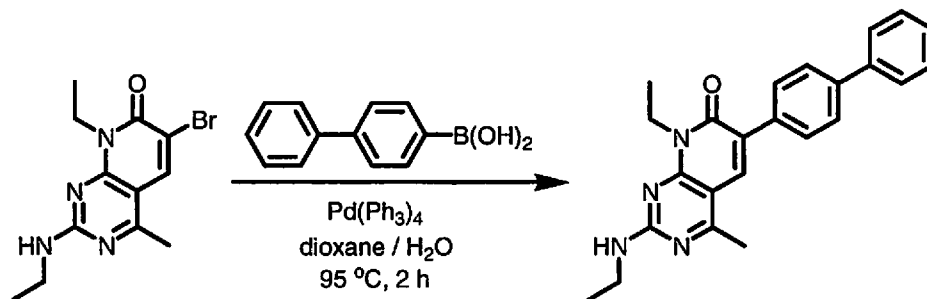
1H), 4.58 (m, 2H), 3.59 (m, 2H), 2.62 (s, 3H), 1.38 (m, 6H); MS (EI) for C₁₅H₁₈N₆O: 299.1 (MH⁺).

Example 5bb. 8-Ethyl-4-methyl-6-(1*H*-pyrazol-5-yl)-2-[(2,2,2-trifluoroethyl)amino]pyrido[2,3-*d*]pyrimidin-7(8*H*)-one: ¹H NMR (400 MHz, CDCl₃): δ 8.18 (s, 1H), 7.63 (d, 1H), 6.73 (d, 1H), 5.62 (bs, 1H), 4.58 (m, 2H), 4.30 (m, 2H), 2.74 (s, 3H), 1.35 (t, 3H); MS (EI) for C₁₅H₁₅F₃N₆O: 353.0 (MH⁺).

Example 5cc. 8-Ethyl-2-(ethylamino)-4-methyl-6-(1,3-thiazol-2-yl)pyrido[2,3-*d*]pyrimidin-7(8*H*)-one: ¹H NMR (400 MHz, CDCl₃): δ 8.87 (s, 1H), 7.98 (s, 1H), 7.43 (s, 1H), 7.22 (s, 1H), 5.56 (bs, 1H), 4.58 (bs, 2H), 2.72 (s, 3H), 1.36 (m, 6H); MS (EI) for C₁₅H₁₇N₅OS: 316.0 (MH⁺).

Example 6

6-Biphenyl-4-yl-8-ethyl-2-(ethylamino)-4-methylpyrido[2,3-*d*]pyridimidi*N*-7(8*H*)-one



[00241] 2-Ethylamino-6-bromo-8-ethyl-4-methylpyrido[2,3-*d*]pyrimidin-7(8*H*)-one (60 mg, 0.194 mmol), K₂CO₃ (81.0 mg, 3.0 equiv.), biphenyl boronic acid (17.8 mg, 1.5 equiv.) and Pd(PPh₃)₄ (10 mol %, 225 mg) were added to dioxane / H₂O (10 mL / 3 mL). The reaction was heated to 95 °C and stirred for 2 h. The reaction mixture was partitioned between organic and aqueous layers with ethyl acetate (20 mL) and H₂O (10 mL) and saturated aqueous NaCl (5 mL). The organic layer was dried over anhydrous magnesium sulfate, filtered and evaporated to give 6-Biphenyl-4-yl-8-ethyl-2-(ethylamino)-4-methylpyrido[2,3-*d*]pyridimidi*N*-7(8*H*)-one (48.42 mg, 65 % yield): ¹H NMR (400 MHz, CDCl₃): δ 7.81 (s, 1H), 7.74 (m, 2H), 7.60 (m, 4H), 7.42 (m, 2H), 7.38 (m, 1H), 4.50 (q, 2H), 3.60 (q, 2H), 2.60 (s, 3H), 1.30 (m, 6H); MS (EI) for C₂₄H₂₄N₄O: 385.1 (MH⁺).

[00242] Using the same or analogous synthetic techniques and substituting with appropriate reagents, the following compounds were prepared:

Example 6a. 8-Ethyl-2-(ethylamino)-4-methyl-6-[4-(methoxy)phenyl]pyrido[2,3-*d*]pyridimidi*N*-7(8*H*)-one: ¹H NMR (400 MHz, CDCl₃): δ 7.81 (s, 1H), 7.60 (d, 2H), 6.96 (d, 2H), 4.50 (q, 2H), 3.82 (s, 3H), 3.58 (q, 2H), 2.58 (s, 3H), 1.30 (m, 6H); MS (EI) for C₁₉H₂₂N₄O₂: 339.1 (MH⁺).

Example 6b. 8-Ethyl-2-(ethylamino)-4-methyl-6-[2-(methoxy)phenyl]pyrido[2,3-*d*]pyridimidi*N*-7(8*H*)-one: ¹H NMR (400 MHz, CDCl₃): δ 7.81 (s, 1H), 7.60 (d, 2H), 6.96 (d, 2H), 4.50 (q, 2H), 3.80 (s, 3H), 3.58 (q, 2H), 2.50 (s, 3H), 1.30 (m, 6H); MS (EI) for C₁₉H₂₂N₄O₂: 339.1 (MH⁺).

Example 6c. 6-[2,4-Bis(methoxy)phenyl]-8-ethyl-2-(ethylamino)-4-methylpyrido[2,3-*d*]pyrimidin-7(8*H*)-one: ¹H NMR (400 MHz, CDCl₃): δ 7.70 (s, 1H), 7.30 (s, 1H), 6.60 (m, 2H), 4.50 (q, 2H), 3.82 (s, 3H), 3.80 (s, 3H), 3.45 (q, 2H), 2.50 (s, 3H), 1.30 (m, 6H); MS (EI) for C₂₀H₂₄N₄O₃: 369.1 (MH⁺).

Example 6d. 8-Ethyl-2-(ethylamino)-4-methyl-6-[3-(methoxy)phenyl]pyrido[2,3-*d*]pyridimidi*N*-7(8*H*)-one: ¹H NMR (400 MHz, CDCl₃): δ 7.81 (s, 1H), 7.60 (d, 2H), 6.96 (d, 2H), 4.50 (q, 2H), 3.80 (s, 3H), 3.58 (q, 2H), 2.50 (s, 3H), 1.30 (m, 6H); MS (EI) for C₁₉H₂₂N₄O₂: 339.1 (MH⁺).

Example 6e. 8-(5-Chloro-2-thienyl)-8-ethyl-2-(ethylamino)-4-methylpyrido[2,3-*d*]pyrimidin-7(8*H*)-one: ¹H NMR (400 MHz, CDCl₃): δ 8.00 (s, 1H), 7.38 (d, 2H), 6.96 (d, 2H), 4.50 (q, 2H), 3.58 (q, 2H), 2.60 (s, 3H), 1.30 (m, 6H); MS (EI) for C₁₆H₁₇ClN₄OS: 349.2 (MH⁺).

Example 6f. 8-Ethyl-2-(ethylamino)-4-methyl-6-pyrimidin-5-ylpyrido[2,3-*d*]pyridimidi*N*-7(8*H*)-one: ¹H NMR (400 MHz, DMSO-*d*₆): δ 9.19 (s, 1H), 9.16 (s, 1H), 8.23 (s, 1H), 8.00 (m, 1H), 4.38 (q, 2H), 3.40 (q, 2H), 2.50 (s, 3H), 1.30 (m, 6H); MS (EI) for C₁₆H₁₈N₆O: 311.3 (MH⁺).

Example 6g. 8-Ethyl-2-(ethylamino)-6-(3-fluoropyridin-4-yl)-4-methylpyrido[2,3-*d*]pyrimidin-7(8*H*)-one: ¹H NMR (400 MHz, CDCl₃): δ 8.58 (s, 1H), 8.42 (d, 1H), 7.98 (s, 1H), 7.60 (t, 1H), 4.50 (q, 2H), 3.58 (q, 2H), 2.60 (s, 3H), 1.30 (m, 6H); MS (EI) for C₁₇H₁₈FN₅O: 328.3 (MH⁺).

Example 6h. 8-Ethyl-2-(ethylamino)-6-(1*H*-indole-6-yl)-4-methylpyrido[2,3-*d*]pyrimidin-7(8*H*)-one: ¹H NMR (400 MHz, DMSO-*d*₆): δ 11.2 (s, 1H), 7.90 (s, 1H), 7.88 (s, 1H), 7.42 (s, 2H), 7.38 (s, 1H), 6.50 (s, 1H), 4.40 (q, 2H), 3.40 (q, 2H), 2.42 (s, 3H), 1.30 (m, 6H); MS (EI) for C₂₀H₂₁N₅O: 348.3 (MH⁺).

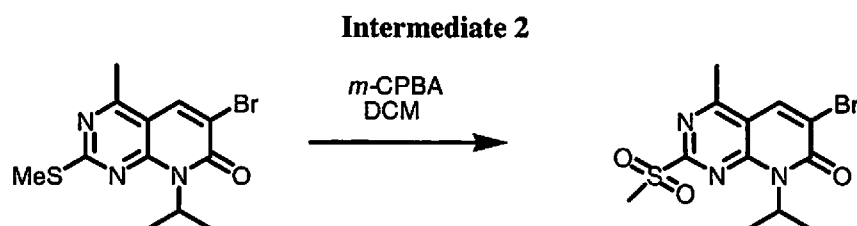
Example 6i. 8-Ethyl-2-(ethylamino)-4-methyl-6-(5-phenyl-2-thienyl)pyrido[2,3-*d*]pyrimidin-7(8*H*)-one: ¹H NMR (400 MHz, DMSO-*d*₆): δ 8.40 (s, 1H), 7.81 (d, 1H), 7.70 (d, 2H), 7.50 (d, 1H), 7.42 (m, 2H), 7.30 (m, 1H), 4.40 (q, 2H), 3.40 (q, 2H), 2.42 (s, 3H), 1.30 (m, 6H); MS (EI) for C₂₂H₂₂N₄OS: 391.3 (MH⁺).

Example 6j. 8-Ethyl-2-(ethylamino)-4-methyl-6-phenylpyrido[2,3-*d*]pyrimidin-7(8*H*)-one: ¹H NMR (400 MHz, CDCl₃): δ 7.78 (s, 1H), 7.46 (m, 5H), 5.41 (bs, 1H), 4.50 (q, *J* = 6.8 Hz, 2H), 3.60 (m, 2H), 2.57 (s, 3H), 1.30 (m, 6H); MS (EI) for C_{18H20}N₄O: 309.2 (MH⁺).

Example 6k. 8-Ethyl-2-(ethylamino)-6-(3-fluorophenyl)-4-methylpyrido[2,3-*d*]pyrimidin-7(8*H*)-one: ¹H NMR (400 MHz, CDCl₃): δ 7.79 (s, 1H), 7.46-7.02 (m, 4H), 5.41 (bs, 1H), 4.51 (q, *J* = 6.4 Hz, 2H), 3.55 (q, *J* = 6.8 Hz, 2H), 2.58 (s, 3H), 1.34 (t, *J* = 6.80 Hz, 3H), 1.29 (t, *J* = 6.40 Hz, 3H); MS (EI) for C_{18H19}FN₄O: 327.3 (MH⁺).

Example 6m. 8-ethyl-2-(ethylamino)-6-(2-fluorophenyl)-4-methylpyrido[2,3-*d*]pyrimidin-7(8*H*)-one: ¹H NMR (400 MHz, CDCl₃): δ 7.80 (s, 1H), 7.52-7.12 (m, 4H), 5.33 (bs, 1H), 4.49 (q, *J* = 6.8 Hz, 2H), 3.53 (q, *J* = 7.2 Hz, 2H), 2.55 (s, 3H), 1.34 (t, *J* = 7.20 Hz, 3H), 1.28 (t, *J* = 6.80 Hz, 3H); MS (EI) for C_{18H19}FN₄O: 327.3 (MH⁺).

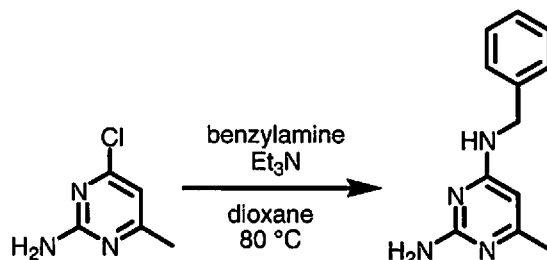
Example 6n. 8-ethyl-2-(ethylamino)-6-(4-fluorophenyl)-4-methylpyrido[2,3-*d*]pyrimidin-7(8*H*)-one: ¹H NMR (400 MHz, CDCl₃): δ 7.75 (s, 1H), 7.66-7.08 (m, 4H), 5.30 (bs, 1H), 4.52 (q, *J* = 6.4 Hz, 2H), 3.54 (q, *J* = 6.8 Hz, 2H), 2.58 (s, 3H), 1.34 (t, *J* = 6.80 Hz, 3H), 1.29 (t, *J* = 6.40 Hz, 3H); MS (EI) for C_{18H19}FN₄O: 327.3 (MH⁺).



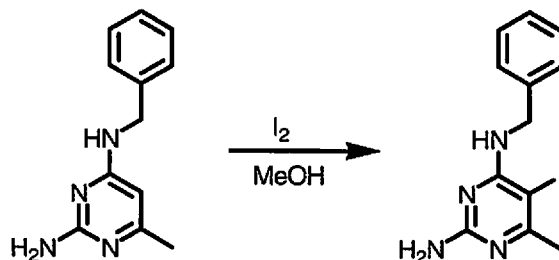
[00243] 3-Chloroperbenzoic acid (1.78 g, 10.4 mmol) was added to a solution of 6-bromo-4-methyl-8-(1-methylethyl)-2-(methylthio)pyrido[2,3-*d*]pyrimidin-7(8*H*)-one (1.33 g, 4.14 mmol), prepared using procedures similar to those described in Example 1, in dichloromethane (30.0 mL) at room temperature. After 1, the reaction was diluted with dichloromethane (50 mL) and washed twice with saturated NaHCO₃, followed by brine. The organic phase was separated and dried over Na₂SO₄, filtered, and concentrated in vacuo. The residue was precipitated with ethyl acetate/hexanes to provide the corresponding sulfone (1.31 g, 93 % yield) as an off-white solid.

Example 8

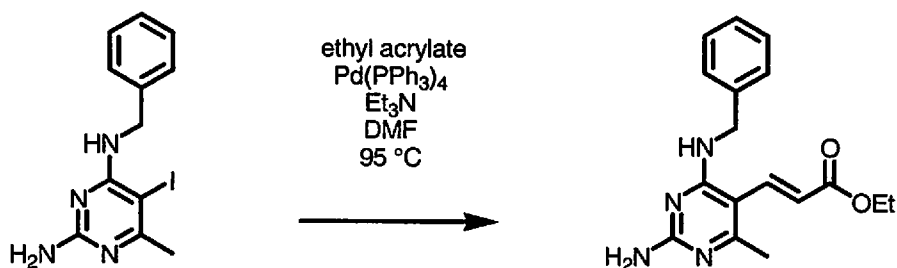
2-Amino-4-methyl-8-(phenylmethyl)-6-(1*H*-pyrazol-3-yl)pyrido[2,3-*d*]pyrimidin-7(8*H*)-one



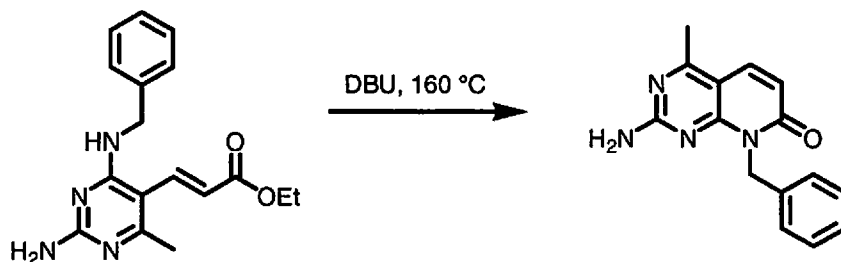
[00244] Triethylamine (3.4 mL, 24.6 mmol) was added to a suspension of 2-amino-4-chloro-6-methylpyrimidine (Aldrich, 1.77 g, 12.3 mmol) and benzylamine (1.98 g, 18.5 mmol) in anhydrous dioxane (20 mL). The reaction was heated to 80 °C and allowed to run for 12 h. Upon cooling to room temperature, a white precipitate formed which was collected by vacuum filtration. The solid was recrystallized from acetone: hexanes to afford *N*⁴-benzyl-6-methylpyrimidine-2,4-diamine (2.33 g, 89 % yield) as a white solid.



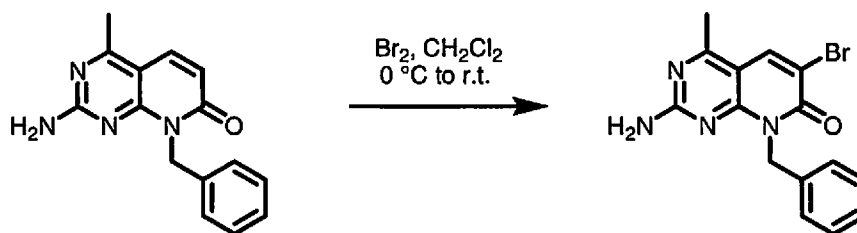
[00245] Iodine (3.04 g, 12.0 mmol) was added to a solution of *N*⁴-benzyl-6-methylpyrimidine-2,4-diamine (2.33 g, 10.9 mmol) in anhydrous MeOH (50 mL) at 0 °C. The reaction was allowed to warm to room temperature overnight. After 12 hours, an additional 0.5 equiv of iodine was added, and the reaction warmed to 50 °C. After four hours, the reaction was cooled to room temperature and concentrated in vacuo. The residue was diluted with ethyl acetate (200 mL) and washed with 10% NaHSO₃ (200 mL). The aqueous phase was separated and washed once more with ethyl acetate (200 mL). The organic phases were combined, washed with brine, separated and dried over Na₂SO₄. The filtrate was concentrated in vacuo to afford the product *N*⁴-benzyl-5-iodo-6-methylpyrimidine-2,4-diamine (3.14 g, 85 % yield).



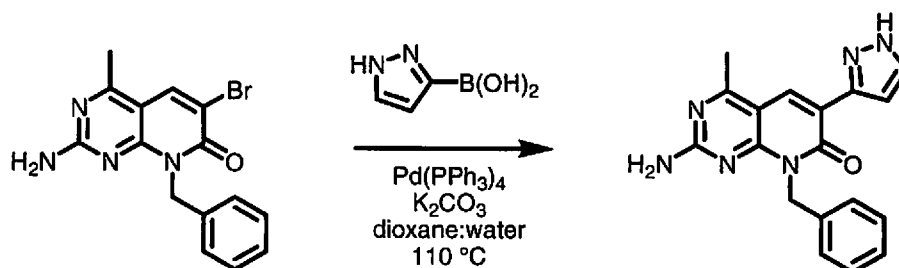
[00246] Triethylamine (7.60 mL, 54.5 mmol) was added to a suspension of *N*⁴-benzyl-5-iodo-6-methylpyrimidine-2,4-diamine (3.14 g, 10.9 mmol), ethyl acrylate (3.55 mL, 32.7 mmol) and Pd(PPh₃)₄ (629 mg, 0.545 mmol) in anhydrous DMF (20 mL). The reaction was heated to 95 °C under nitrogen. After 24 h, the reaction was allowed to cool to room temperature and concentrated in vacuo. The residue was poured into a 10% solution of LiCl and washed with ethyl acetate (100 mL). The organic phase was separated and washed with brine, separated and dried over Na₂SO₄. The filtrate was concentrated in vacuo and purified on SiO₂ (3:2 methylene chloride: ethyl acetate) to afford (*E*)-ethyl-3-(2-amino-4-(benzylamino)-6-methylpyrimidin-5-yl)acrylate (0.954 g, 28 % yield) as a light yellow solid.



[00247] 2-amino-4-methyl-8-(phenylmethyl)pyrido[2,3-*d*]pyrimidin-7(8*H*)-one Diazabicyclo[5.4.0]undec-7-ene (DBU) (1.83 mL, 12.2 mmol) was added to a flask charged with (*E*)-ethyl-3-(2-amino-4-(benzylamino)-6-methylpyrimidin-5-yl)acrylate (0.954 g, 3.05 mmol) and the reaction refluxed at 160 °C under a nitrogen atmosphere. After 20 hours, the reaction was cooled to room temperature and concentrated in vacuo. Purification on SiO₂ (1:1 methylene chloride: ethyl acetate) afforded the product (0.508 g, 62 % yield) as an off-white solid.

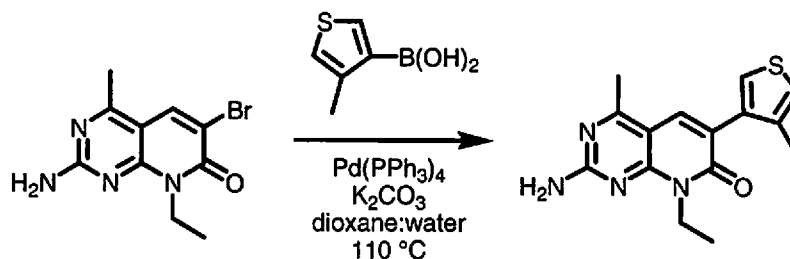


[00248] Bromine (72 μ L, 1.40 mmol) was added to a suspension of 2-amino-4-methyl-8-(phenylmethyl)pyrido[2,3-*d*]pyrimidin-7(8*H*)-one (0.340 g, 1.27 mmol) in methylene chloride (20 mL) at 0 °C. The reaction was allowed to warm to room temperature over one hour and the resulting precipitate collected by vacuum filtration to afford 2-amino-6-bromo-4-methyl-8-(phenylmethyl)pyrido[2,3-*d*]pyrimidin-7(8*H*)-one (0.435 g, 99 % yield) after drying. The yellow solid was used in the next step without further purification.



[00249] A 10:1 solution of dioxane and water (11 mL) was added to a flask charged with 2-amino-6-bromo-4-methyl-8-(phenylmethyl)pyrido[2,3-*d*]pyrimidin-7(8*H*)-one (0.435 g, 1.27 mmol), 1*H*-pyrazole-5-boronic acid (0.284 g, 2.54 mmol), Pd(PPh₃)₄ (0.073 mg, 0.063 mmol), and K₂CO₃ (0.527 g, 3.81 mmol). The flask was flushed with nitrogen and fitted with a reflux condenser and heated to 110 °C. After 12 h the reaction was cooled to room temperature and diluted with ethyl acetate (100 mL) and washed with water. The aqueous phase was acidified to pH 1.0 and washed with ethyl acetate (100 mL). The organic phases were combined and washed with brine, separated and dried over Na₂SO₄, filtered and concentrated in vacuo. The residue was precipitated with ethyl acetate to give 2-Amino-4-methyl-8-(phenylmethyl)-6-(1*H*-pyrazol-3-yl)pyrido[2,3-*d*]pyrimidin-7(8*H*)-one (0.062 g, 15 % yield) as a yellow solid: ¹H NMR (400 MHz, DMSO-*d*₆): δ 13.10 (bs, 1H), 12.93 (bs, 1H), 8.47 (s, 1H), 7.76 (bs, 1H), 7.51 (bs, 1H), 7.28 (m, 5H), 6.97 (s, 1H), 5.55 (s, 2H), 2.55 (bs, 3H); MS (EI) for C₁₈H₁₆N₆O: 333.1 (MH⁺).

Example 9

2-Amino-8-ethyl-4-methyl-6-(4-methyl-3-thienyl)pyrido[2,3-*d*]pyrimidin-7(8*H*)-one

[00250] A 3:1 solution of dioxane and water (4 mL) was added to a flask charged with 2-amino-6-bromo-8-ethyl-4-methylpyrido[2,3-*d*]pyrimidin-7(8*H*)-one (0.140 g, 0.495 mmol) from above, 4-methylthiophene-3-boronic acid (0.140 g, 0.989 mmol), Pd(PPh₃)₄ (0.057 mg, 0.050 mmol), and K₂CO₃ (0.205 g, 1.48 mmol). The flask was flushed with nitrogen and fitted with a reflux condenser and heated to 100 °C. After 12 hours the reaction was cooled to room temperature and diluted with ethyl acetate (70 mL) and washed with water. The aqueous phase was separated and washed with an additional amount of ethyl acetate (70 mL). The organic phases were combined and washed with brine, separated and dried over Na₂SO₄, filtered and concentrated in vacuo. The residue was purified on SiO₂ (1:1 methylene chloride: ethyl acetate) to give 2-Amino-8-ethyl-4-methyl-6-(4-methyl-3-thienyl)pyrido[2,3-*d*]pyrimidin-7(8*H*)-one (0.081 g, 55 % yield) as an off-white solid: ¹H NMR (400 MHz, DMSO-*d*₆): δ 7.84 (s, 1H), 7.46 (d, *J* = 4.0 Hz, 1H), 7.19 (m, 3H), 4.32 (q, *J* = 8.0 Hz, 2H), 2.52 (s, 3H), 2.11 (bs, 3H), 1.19 (t, *J* = 8.0 Hz, 3H); MS (EI) for C₁₅H₁₆N₄OS: 301.1 (MH⁺).

[00251] Using the same or analogous synthetic techniques and substituting with appropriate reagents, the following compounds were prepared:

Example 9a. 2-Amino-8-ethyl-4-methyl-6-(3-thienyl)pyrido[2,3-*d*]pyrimidin-7(8*H*)-one: ¹H NMR (400 MHz, CDCl₃): δ 8.11 (dd, *J* = 2.8, 1.2 Hz, 1H), 7.95 (s, 1H), 7.51 (dd, *J* = 5.2, 1.2 Hz, 1H), 7.37 (dd, *J* = 4.8, 3.2 Hz, 1H), 5.21, (bs, 2H), 4.48 (q, *J* = 6.8 Hz, 2H), 2.63 (s, 3H), 1.32 (t, *J* = 7.2 Hz, 3H); MS (EI) for C₁₄H₁₄N₄OS: 287.0 (MH⁺).

Example 9b. 2-Amino-8-ethyl-6-furan-3-yl-4-methylpyrido[2,3-*d*]pyrimidin-7(8*H*)-one: ¹H NMR (400 MHz, CDCl₃): δ 8.47 (bs, 1H), 7.85 (s, 1H), 7.49 (t, *J* = 1.6 Hz, 1H), 6.77 (dd, *J* = 2.0, 0.8 Hz, 1H), 5.19, (bs, 2H), 4.48 (q, *J* = 6.8 Hz, 2H), 2.64 (s, 3H), 1.31 (t, *J* = 7.2 Hz, 3H); MS (EI) for C₁₄H₁₄N₄O₂: 271.1 (MH⁺).

Example 9c. 2-Amino-6-(3,5-dimethylisoxazol-4-yl)-8-ethyl-4-methylpyrido[2,3-*d*]pyrimidin-7(8*H*)-one: ¹H NMR (400 MHz, CDCl₃): δ 7.62 (s, 1H), 5.27, (bs, 2H), 4.44 (q,

$J = 7.2$ Hz, 2H), 2.59 (s, 3H), 2.38 (s, 3H), 2.25 (s, 3H), 1.31 (t, $J = 6.8$ Hz, 3H); MS (EI) for $C_{15}H_{17}N_5O_2$: 300.1 (MH⁺).

Example 9d. 2-Amino-8-ethyl-6-isoxazol-4-yl-4-methylpyrido[2,3-*d*]pyrimidin-7(8*H*)-one: ¹H NMR (400 MHz, CDCl₃): δ 9.36 (s, 1H), 8.71 (s, 1H), 7.91 (s, 1H), 5.30, (bs, 2H), 4.48 (q, $J = 7.2$ Hz, 2H), 2.67 (s, 3H), 1.32 (t, $J = 6.8$ Hz, 3H); MS (EI) for $C_{13}H_{13}N_5O_2$: 272.0 (MH⁺).

Example 9e. 2-Amino-8-ethyl-6-furan-2-yl-4-methylpyrido[2,3-*d*]pyrimidin-7(8*H*)-one: ¹H NMR (400 MHz, CDCl₃): δ 8.19 (s, 1H), 7.48 (d, $J = 0.8$ Hz, 1H), 7.37 (d, $J = 3.6$ Hz, 1H), 6.53 (dd, $J = 3.6, 2.0$ Hz 1H), 5.21, (bs, 2H), 4.48 (q, $J = 7.2$ Hz, 2H), 2.66 (s, 3H), 1.32 (t, $J = 6.8$ Hz, 3H); MS (EI) for $C_{14}H_{14}N_4O_2$: 271.0 (MH⁺).

Example 9f. 5-(2-Amino-8-ethyl-4-methyl-7-oxo-7,8-dihydropyrido[2,3-*d*]pyrimidin-6-yl)thiophene-2-carbonitrile: ¹H NMR (400 MHz, CDCl₃): δ 8.24 (s, 1H), 7.61 (d, $J = 4.4$ Hz, 1H), 7.55 (d, $J = 4.4$ Hz, 1H), 5.33, (bs, 2H), 4.48 (q, $J = 7.2$ Hz, 2H), 2.68 (s, 3H), 1.33 (t, $J = 6.8$ Hz, 3H); MS (EI) for $C_{15}H_{13}N_5OS$: 312.0 (MH⁺).

Example 9g. 2-Amino-8-ethyl-4-methyl-6-(1*H*-pyrazol-4-yl)pyrido[2,3-*d*]pyrimidin-7(8*H*)-one: ¹H NMR (400 MHz, DMSO-*d*₆): δ 12.88 (s, 1H), 8.38 (s, 1H), 8.17 (s, 2H), 7.10 (bs, 2H), 4.35 (q, $J = 7.2$ Hz, 2H), 2.59 (s, 3H), 1.20 (t, $J = 7.2$ Hz, 3H); MS (EI) for $C_{13}H_{14}N_6O$: 271.0 (MH⁺).

Example 9h. 2-Amino-8-ethyl-4-methyl-6-(1,3-thiazol-2-yl)pyrido[2,3-*d*]pyrimidin-7(8*H*)-one: ¹H NMR (400 MHz, CDCl₃): δ 8.94 (s, 1H), 7.94 (d, $J = 3.2$ Hz, 1H), 7.46 (d, $J = 3.2$ Hz, 1H), 5.34 (bs, 2H), 4.54 (q, $J = 7.2$ Hz, 2H), 2.73 (s, 3H), 1.35 (t, $J = 7.2$ Hz, 3H); MS (EI) for $C_{13}H_{13}N_5OS$: 288.0 (MH⁺).

Example 9i. 2-Amino-8-ethyl-4-methyl-6-(1-methyl-1*H*-pyrrol-2-yl)pyrido[2,3-*d*]pyrimidin-7(8*H*)-one: ¹H NMR (400 MHz, DMSO-*d*₆): δ 7.81 (s, 1H), 7.20 (bs, 2H), 6.81 6.11 (dd, $J = 3.6, 2.0$ Hz, 1H), 6.02 (t, $J = 3.2$ Hz, 1H), 4.32 (q, $J = 7.2$ Hz, 2H), 3.49 (s, 3H), 2.52 (s, 3H), 1.19 (t, $J = 7.2$ Hz, 3H); MS (EI) for $C_{15}H_{17}N_5O$: 284.1 (MH⁺).

Example 9j. 2-Amino-8-ethyl-4-methyl-6-phenylpyrido[2,3-*d*]pyrimidin-7(8*H*)-one: ¹H NMR (400MHz, CDCl₃): δ 7.79 (s, 1H), 7.65 (d, $J = 6.8$ Hz, 2H), 7.43 (d, $J = 7.2$ Hz, 2H), 7.36 (d, $J = 7.2$ Hz, 1H), 5.24 (bs, 2H), 4.47 (q, $J = 7.2$ Hz, 2H), 2.60 (s, 3H), 1.31 (d, $J = 7.2$ Hz, 3H), MS (EI) for $C_{16}H_{16}N_4O$: 281.2 (MH⁺)

Example 9k 2-Amino-8-ethyl-6-(4-methoxyphenyl)-4-methylpyrido[2,3-*d*]pyrimidin-7(8*H*)-one: ¹H NMR (400MHz, CDCl₃): δ 7.75 (s, 1H), 7.62 (d, $J = 8.8$ Hz, 2H), 6.96 (d, $J = 8.8$

Hz, 2H), 5.17 (bs, 2H), 4.47 (q, $J = 6.8$ Hz, 2H), 3.85 (s, 3H), 2.60 (s, 3H), 1.31 (d, $J = 7.2$ Hz, 3H), MS (EI) for $C_{17}H_{18}N_4O_2$: 311.2 (MH^+)

Example 9m 2-Amino-8-ethyl-6-(2-methoxyphenyl)-4-methylpyrido[2,3-*d*]pyrimidin-7(8*H*)-one: 1H NMR (400MHz, $CDCl_3$): δ 7.75 (m, 1H), 7.36 (m, 2H), 7.01 (m, 2H), 5.20 (bs, 2H), 4.45 (m, 2H), 3.82 (s, 3H), 2.56 (s, 3H), 1.31 (m, 3H), MS (EI) for $C_{17}H_{18}N_4O_2$: 311.2 (MH^+)

Example 9n 2-Amino-6-(4-chlorophenyl)-8-ethyl-4-methylpyrido[2,3-*d*]pyrimidin-7(8*H*)-one: 1H NMR (400MHz, $CDCl_3$): δ 7.78 (s, 1H), 7.61 (d, $J = 8.8$ Hz, 2H), 7.39 (d, $J = 8.8$ Hz, 2H), 5.23 (bs, 2H), 4.46 (q, $J = 7.2$ Hz, 2H), 2.61 (s, 3H), 1.31 (d, $J = 6.8$ Hz, 3H), MS (EI) for $C_{16}H_{15}ClN_4O$: 315.1 (MH^+)

Example 9p 2-Amino-6-(3-chlorophenyl)-8-ethyl-4-methylpyrido[2,3-*d*]pyrimidin-7(8*H*)-one: 1H NMR (400MHz, $CDCl_3$): δ 7.79 (s, 1H), 7.66 (m, 1H), 7.56 (m, 1H), 7.35 (m, 2H), 5.25 (bs, 2H), 4.46 (q, $J = 5.6$ Hz, 2H), 2.61 (s, 3H), 1.31 (d, $J = 7.2$ Hz, 3H), MS (EI) for $C_{16}H_{15}ClN_4O$: 315.1 (MH^+)

Example 9q 2-Amino-6-(2-chlorophenyl)-8-ethyl-4-methylpyrido[2,3-*d*]pyrimidin-7(8*H*)-one: 1H NMR (400MHz, $CDCl_3$): δ 7.75 (s, 1H), 7.67 (m, 1H), 7.54 (m, 2H), 7.38 (m, 1H), 7.333 (m, 1H), 5.22 (bs, 2H), 4.46 (q, $J = 6.8$ Hz, 2H), 2.57 (s, 3H), 1.31 (d, $J = 6.8$ Hz, 3H), MS (EI) for $C_{16}H_{15}ClN_4O$: 315.1 (MH^+)

Example 9r 2-Amino-6-(2,4-dichlorophenyl)-8-ethyl-4-methylpyrido[2,3-*d*]pyrimidin-7(8*H*)-one: 1H NMR (400MHz, $CDCl_3$): δ 7.77 (s, 1H), 7.67 (m, 1H), 7.49 (m, 1H), 7.32 (m, 1H), 5.24 (bs, 2H), 4.45 (q, $J = 6.8$ Hz, 2H), 2.58 (s, 3H), 1.30 (d, $J = 7.2$ Hz, 3H), MS (EI) for $C_{16}H_{14}Cl_2N_4O$: 349.1 (MH^+)

Example 9t 2-Amino-8-ethyl-4-methyl-6-(2-thienyl)pyrido[2,3-*d*]pyrimidin-7(8*H*)-one: 1H NMR (400 MHz, $DMSO-d_6$): δ 8.39 (s, 1H), 7.85-7.13 (m, 5H), 4.37 (q, $J = 7.2$ Hz, 2H), 2.62 (s, 3H), 1.18 (t, $J = 7.2$ Hz, 3H); MS (EI) for $C_{14}H_{14}N_4OS$: 287.1 (MH^+).

Example 9u 2-Amino-8-ethyl-6-(4-fluorophenyl)-4-methylpyrido[2,3-*d*]pyrimidin-7(8*H*)-one: 1H NMR (400 MHz, $DMSO-d_6$): δ 7.99 (s, 1H), 7.76-7.22 (m, 6H), 4.34 (q, $J = 7.2$ Hz, 2H), 2.56 (s, 3H), 1.20 (t, $J = 7.2$ Hz, 3H); MS (EI) for $C_{16}H_{15}FN_4O$: 299.2 (MH^+).

Example 9v 2-Amino-8-ethyl-6-(3-fluorophenyl)-4-methylpyrido[2,3-*d*]pyrimidin-7(8*H*)-one: 1H NMR (400 MHz, $DMSO-d_6$): δ 8.06 (s, 1H), 7.61-7.44 (m, 3H), 7.29 (bs, 2H), 7.20-7.15 (m, 1H), 4.34 (q, $J = 7.2$ Hz, 2H), 2.58 (s, 3H), 1.20 (t, $J = 7.2$ Hz, 3H); MS (EI) for $C_{16}H_{15}FN_4O$: 299.2 (MH^+).

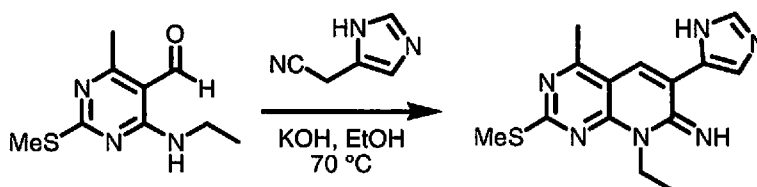
Example 9w 2-Amino-8-ethyl-6-(2-fluorophenyl)-4-methylpyrido[2,3-*d*]pyrimidin-7(8*H*)-one: $^1\text{H NMR}$ (400 MHz, $\text{DMSO-}d_6$): δ 7.96 (s, 1H), 7.50-7.23 (m, 6H), 4.32 (q, $J = 6.8$ Hz, 2H), 2.52 (s, 3H), 1.19 (t, $J = 6.8$ Hz, 3H); MS (EI) for $\text{C}_{16}\text{H}_{15}\text{FN}_4\text{O}$: 299.2 (MH^+).

Example 9x Methyl 3-(2-amino-8-ethyl-4-methyl-7-oxo-7,8-dihydropyrido[2,3-*d*]pyrimidin-6-yl)benzoate: $^1\text{H NMR}$ (400 MHz, $\text{DMSO-}d_6$): δ 8.34 (s, 1H), 8.06 (s, 1H), 7.95-7.55 (m, 3H), 7.28 (bs, 1H), 4.35 (q, $J = 6.8$ Hz, 2H), 3.89 (s, 3H), 2.58 (s, 3H), 1.21 (t, $J = 6.8$ Hz, 3H); MS (EI) for $\text{C}_{18}\text{H}_{18}\text{N}_4\text{O}_3$: 339.2 (MH^+).

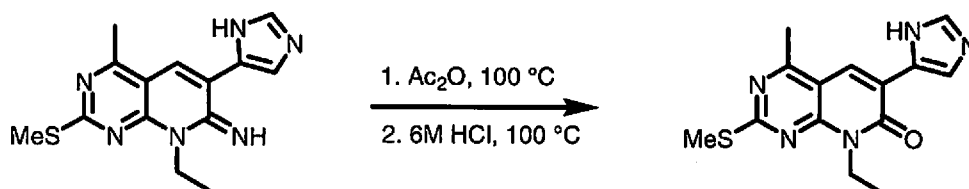
Example 9y 2-Amino-8-ethyl-4-methyl-6-pyrimidin-5-ylpyrido[2,3-*d*]pyrimidin-7(8*H*)-one: $^1\text{H NMR}$ (400 MHz, $\text{DMSO-}d_6$): δ 8.39 (s, 1H), 7.65-7.30 (m, 5H), 4.31 (q, $J = 7.2$ Hz, 2H), 2.50 (s, 3H), 1.17 (t, $J = 7.2$ Hz, 3H); MS (EI) for $\text{C}_{14}\text{H}_{14}\text{N}_6\text{O}$: 283.2 (MH^+).

Example 10

2-Amino-8-ethyl-6-(1*H*-imidazol-5-yl)-4-methylpyrido[2,3-*d*]pyrimidin-7(8*H*)-one

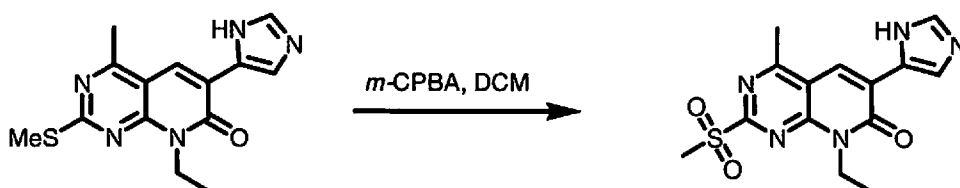


[00252] A solution of potassium hydroxide (0.139 g, 2.48 mmol) in absolute ethanol (3.0 mL) was added to a pressure tube charged with 4-(ethylamino)-6-methyl-2-(methylthio)pyrimidine-5-carbaldehyde (0.229 g, 1.08 mmol), prepared using procedures similar to those described for Intermediate 1, and 2-(1*H*-imidazol-5-yl)acetonitrile (0.174 g, 162 mmol) and heated to 70 °C. After 12 h, the reaction was allowed to cool to room temperature and concentrated in vacuo affording 8-ethyl-6-(1*H*-imidazol-5-yl)-4-methyl-2-(methylthio)pyrido[2,3-*d*]pyrimidin-7(8*H*)-imine as a solid. The product was used in the subsequent step without further purification.

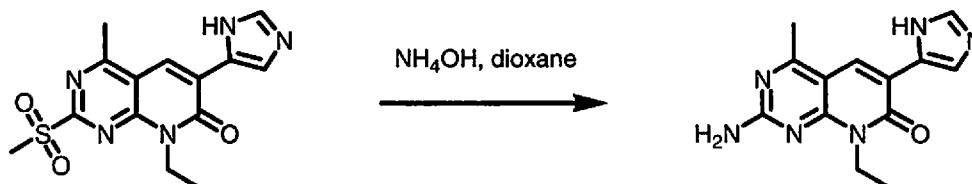


[00253] Acetic anhydride (15.0 mL) was added to a flask charged with crude 8-ethyl-6-(1*H*-imidazol-5-yl)-4-methyl-2-(methylthio)pyrido[2,3-*d*]pyrimidin-7(8*H*)-imine and heated to 100 °C. After 30 minutes, the reaction was allowed to cool to room temperature and concentrated in vacuo. The acetylated residue was then treated with 6 N HCl (16 mL) and

heated to 95 °C for 30 minutes then transferred to a large flask. A saturated solution of NaHCO₃ (150 mL) was added at 0 °C to about pH = 8.0. The aqueous phase was washed thrice with ethyl acetate (100 mL) and the organic layers combined, then washed with brine and dried over Na₂SO₄. The drying agent was filtered off and the organic layers were concentrated in vacuo to afford crude 8-ethyl-6-(1*H*-imidazol-5-yl)-4-methyl-2-(methylthio)pyrido[2,3-*d*]pyrimidin-7(8*H*)-one which was used in the subsequent step without further purification.



[00254] 3-Chloroperbenzoic acid (0.299 g, 1.73 mmol) was added to a solution of crude 8-ethyl-6-(1*H*-imidazol-5-yl)-4-methyl-2-(methylthio)pyrido[2,3-*d*]pyrimidin-7(8*H*)-one (0.260g, 0.866 mmol) in dichloromethane (10.0 mL) at room temperature. After 1.5 h, the reaction was diluted with dichloromethane (50 mL) and washed twice with saturated NaHCO₃, followed by brine. The organic phase was separated and dried over Na₂SO₄, filtered, and concentrated in vacuo. The corresponding sulfone was used in the subsequent step without further purification.

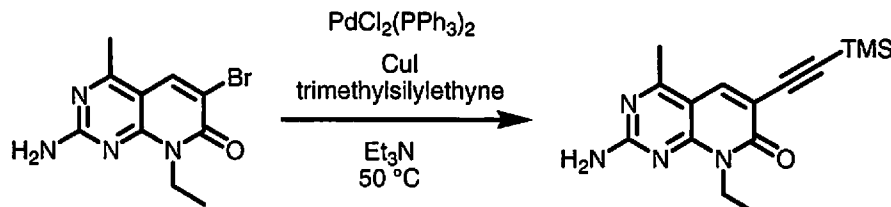


[00255] Concentrated aqueous ammonium hydroxide (400 µL) was added to a solution of the sulfone in dioxane (10 mL) at 0 °C. The reaction flask sealed, and allowed to warm to room temperature upon standing overnight. The reaction was concentrated in vacuo and purified on reverse phase HPLC (acetonitrile: water 0.1 % TFA, 20–60% gradient). The fractions containing product were collected and concentrated to one half volume and poured into saturated NaHCO₃ (50 mL). The aqueous phase was washed thrice with ethyl acetate (50 mL) and dried over Na₂SO₄, filtered, and concentrated in vacuo. The residue was triturated with methylene chloride and ethyl acetate to afford 2-amino-8-ethyl-6-(1*H*-imidazol-5-yl)-4-methylpyrido[2,3-*d*]pyrimidin-7(8*H*)-one (29 mg, 12 % yield) as a light yellow solid: ¹H

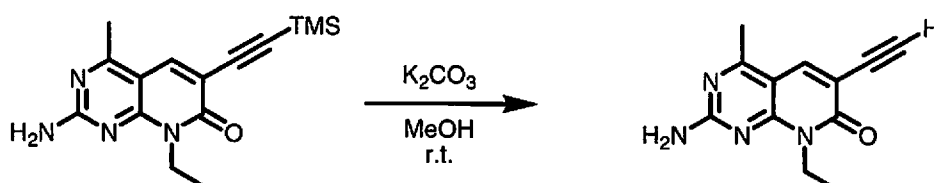
NMR (400 MHz, CH₃OH-*d*₄): δ 8.52 (bs, 1H), 7.88 (bs, 1H), 7.76 (s, 1H), 4.30 (q, *J* = 6.8 Hz, 2H), 2.65 (s, 3H), 1.29 (t, *J* = 6.8 Hz, 3H); MS (EI) for C₁₃H₁₄N₆O: 271.0 (MH⁺).

Example 11

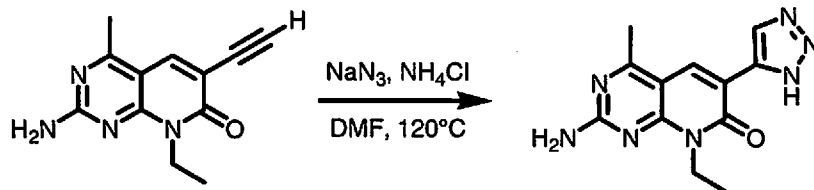
2-Amino-8-ethyl-4-methyl-6-(1*H*-1,2,3-triazol-5-yl)pyrido[2,3-*d*]pyrimidin-7(8*H*)-one



[00256] Trimethylsilylethyne (1.44 mL, 10.2 mmol) was added to a pressure tube charged with 2-amino-6-bromo-8-ethyl-4-methylpyrido[2,3-*d*]pyrimidin-7(8*H*)-one (1.58 g, 5.59 mmol) from above, CuI (0.053 g, 0.279 mmol), and PdCl₂(PPh₃)₂ (0.211 g, 0.279 mmol) in triethylamine (20 mL). The pressure tube was sealed under nitrogen and heated to 50 °C 96 h. The reaction was cooled to room temperature and poured into a saturated solution of NaHCO₃ (150 mL), then washed four times with ethyl acetate (50 mL). The organic layers were pooled and dried over Na₂SO₄, filtered and concentrated in vacuo. The residue was purified on SiO₂ (2:1, methylene chloride: ethyl acetate) to afford 2-amino-8-ethyl-4-methyl-6-((trimethylsilyl)ethynyl)pyrido[2,3-*d*]pyrimidin-7(8*H*)-one (1.09 g, 65 % yield) as an off white solid.



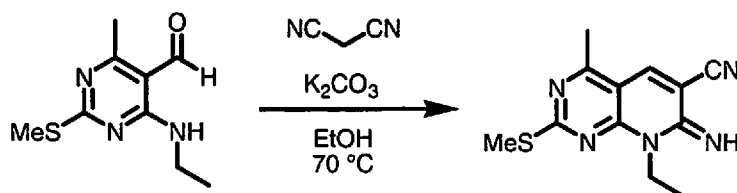
[00257] Potassium carbonate (1.00 g, 7.28 mmol) was added to a flask charged with 2-amino-8-ethyl-4-methyl-6-((trimethylsilyl)ethynyl)pyrido[2,3-*d*]pyrimidin-7(8*H*)-one (1.09 g, 3.64 mmol) in anhydrous methanol (15 mL). The reaction was stirred at room temperature under nitrogen for 16 h. The reaction was concentrated to one half volume and the yellow precipitate collected by vacuum filtration to afford 2-amino-8-ethyl-6-ethynyl-4-methylpyrido[2,3-*d*]pyrimidin-7(8*H*)-one.



[00258] Anhydrous DMF (5.0 mL) was added to a flask charged with 2-amino-8-ethyl-6-ethynyl-4-methylpyrido[2,3-*d*]pyrimidin-7(8*H*)-one (0.204 g, 0.894 mmol), sodium azide (0.070 g, 1.07 mmol), and ammonium chloride (0.057 g, 1.07 mmol). The reaction was capped under nitrogen and heated to 120 °C. After 48 h, the reaction was cooled to room temperature and concentrated in vacuo. The residue was purified on reverse phase HPLC (acetonitrile: water 0.1 % TFA, 20–60% gradient). The fractions containing product were collected and concentrated to one half volume and poured into saturated NaHCO₃ (50 mL). The aqueous phase was washed trice with ethyl acetate (50 mL) and dried over Na₂SO₄, filtered, and concentrated in vacuo. The residue was triturated with methylene chloride and ethyl acetate to afford 2-amino-8-ethyl-4-methyl-6-(1*H*-1,2,3-triazol-5-yl)pyrido[2,3-*d*]pyrimidin-7(8*H*)-one (14 mg, 6 % yield) as a light yellow solid: ¹H NMR (400 MHz, DMSO-*d*₆): δ 8.55 (bs, 1H), 8.41 (bs, 1H), 7.32 (bs, 2H), 4.37 (q, *J* = 7.2 Hz, 2H), 2.60 (s, 3H), 1.21 (t, *J* = 7.2 Hz, 3H); MS (EI) for C₁₂H₁₃N₇O: 272.0 (MH⁺).

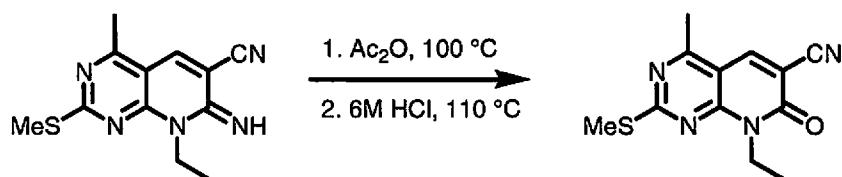
Example 12

2-Amino-8-ethyl-4-methyl-6-(1*H*-tetrazol-5-yl)pyrido[2,3-*d*]pyrimidin-7(8*H*)-one

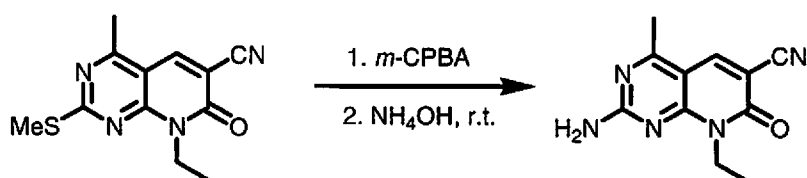


[00259] Potassium carbonate (0.539 g, 3.90 mmol) was added to a suspension of 4-(ethylamino)-6-methyl-2-(methylthio)pyrimidine-5-carbaldehyde (0.413 g, 1.95 mmol) from above, and malononitrile (0.194 g, 2.93 mmol) in absolute ethanol (15.0 mL) and heated to 70 °C. After one h, the reaction was allowed to cool to room temperature and concentrated in vacuo. The residue was diluted with ethyl acetate (50 mL) and washed with saturated NaHCO₃ (50 mL), and brine. The organic phase was separated and concentrated in vacuo. The residue was precipitated with ethyl acetate and hexanes to give 8-ethyl-7-imino-4-

methyl-2-(methylthio)-7,8-dihydropyrido[2,3-*d*]pyrimidine-6-carbonitrile as a brown solid that was used in the subsequent step without further purification.



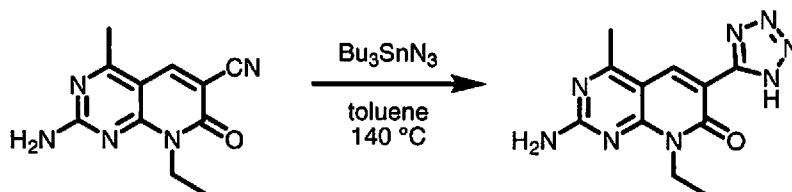
[00260] Acetic anhydride (10.0 mL) was added to a flask charged with 8-ethyl-7-imino-4-methyl-2-(methylthio)-7,8-dihydropyrido[2,3-*d*]pyrimidine-6-carbonitrile (0.506 g, 1.95 mmol) and heated to 100 °C. After one h, the reaction was allowed to cool to room temperature and concentrated in vacuo. The acetylated residue was then treated with 6 N HCl (40 mL) and heated to 95 °C for one hour then transferred to a large flask. A saturated solution of NaHCO₃ (500 mL) was added slowly at 0 °C until a ~pH 8.0 was achieved. The aqueous phase was washed thrice with ethyl acetate (100 mL) and the organic layers combined, then washed with brine and dried over Na₂SO₄. The drying agent was filtered and concentrated in vacuo to afford crude 8-ethyl-4-methyl-2-(methylthio)-7-oxo-7,8-dihydropyrido[2,3-*d*]pyrimidine-6-carbonitrile which was used in the subsequent step without further purification.



[00261] 3-Chloroperbenzoic acid (1.00 g, 5.85 mmol) was added to a solution of crude 8-ethyl-4-methyl-2-(methylthio)-7-oxo-7,8-dihydropyrido[2,3-*d*]pyrimidine-6-carbonitrile (0.507 g, 1.95 mmol) in dichloromethane (30.0 mL) at room temperature. After 2.5 hours, the reaction was diluted with dichloromethane (50 mL) and washed twice with saturated NaHCO₃, followed by brine. The organic phase was separated and dried over Na₂SO₄, filtered, and concentrated in vacuo. 2-Amino-8-ethyl-4-methyl-7-oxo-7,8-dihydropyrido[2,3-*d*]pyrimidine-6-carbonitrile was used in the subsequent step without further purification.

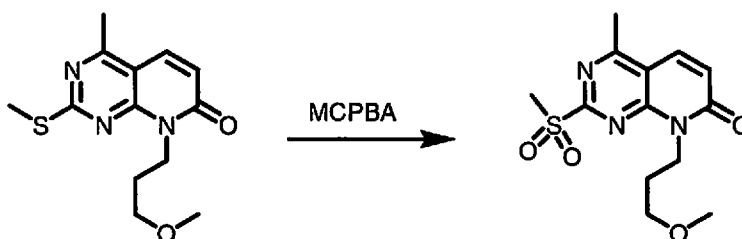
[00262] Ammonium hydroxide (500 μ L) was added to a solution of the above sulfone in dioxane (10 mL) at 0 °C. The reaction flask sealed, and allowed to warm to room temperature upon standing overnight. The reaction was concentrated in vacuo triturated with

ethyl acetate to afford the product which was used in the subsequent step without further purification.

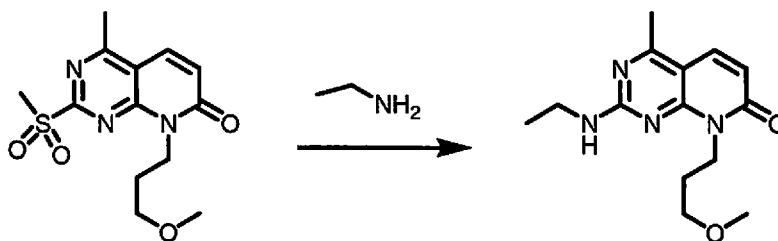


[00263] Tributyltin azide (660 μL , 2.41 mmol) was added to a flask charged with 2-amino-8-ethyl-4-methyl-7-oxo-7,8-dihydropyrido[2,3-*d*]pyrimidine-6-carbonitrile (0.184 g, 0.803 mmol) in anhydrous toluene (5.0 mL). The reaction was fitted with a reflux condenser and heated to $140\text{ }^\circ\text{C}$ under a nitrogen atmosphere. After 20 h, the reaction was cooled to room temperature and the precipitate collected by vacuum filtration and washed with absolute ethanol to give 2-amino-8-ethyl-4-methyl-6-(1*H*-tetrazol-5-yl)pyrido[2,3-*d*]pyrimidin-7(8*H*)-one (98 mg, 45 % yield) as a light brown solid: ^1H NMR (400 MHz, 20 % DCI in D_2O): δ 6.97 (s, 1H), 2.42 (q, $J = 7.2$ Hz, 2H), 0.953 (s, 3H), -0.73 (t, $J = 7.2$ Hz, 3H); MS (EI) for $\text{C}_{11}\text{H}_{11}\text{N}_8\text{O}$: 271.0 (MH^+).

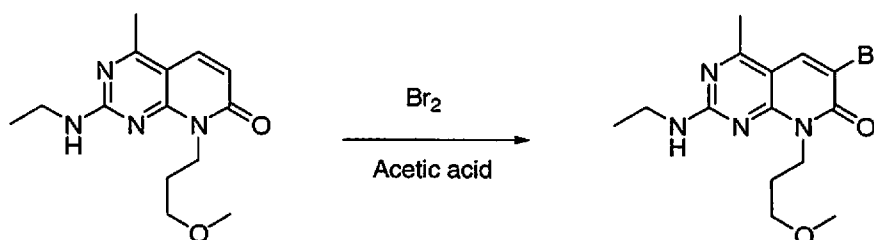
Example 13



[00264] A mixture of 8-(3-methoxypropyl)-4-methyl-2-(methylthio)pyrido[2,3-*d*]pyrimidin-7(8*H*)-one (0.36 g, 1.29 mmol), prepared using procedures similar to those described in Example 1, dichloromethane (10 mL), and 77 % 3-chloroperbenzoic acid with water (0.723 g, 3.23 mmol) was stirred for 1 h. The mixture was diluted with dichloromethane, washed with sat. sodium bicarbonate (3 times), brine, dried over sodium sulfate, and DCM was removed under reduced pressure. The crude 8-(3-methoxypropyl)-4-methyl-2-(methylsulfonyl)pyrido[2,3-*d*]pyrimidin-7(8*H*)-one was used without further purification for subsequent step.



[00265] 8-(3-methoxypropyl)-4-methyl-2-(methylsulfonyl)pyrido[2,3-d]pyrimidin-7(8H)-one, and a solution of 2M ethylamine in THF (20 mL) was stirred for 2 h. THF was removed under reduced pressure and the crude product was purified by flash column chromatography to give 2-(ethylamino)-8-(3-methoxypropyl)-4-methylpyrido[2,3-d]pyrimidin-7(8H)-one (0.18 g, 50 % yield over 2 steps).



[00266] To a solution of 2-(ethylamino)-8-(3-methoxypropyl)-4-methylpyrido[2,3-d]pyrimidin-7(8H)-one (0.18 g, 0.65 mmol), acetic acid (5 mL) and dichloromethane (3 mL) was added bromine (36 μ l, 0.7 mmol). The mixture was stirred for 5 minutes, and then diluted with DCM and water. The organic layer was washed with sat. sodium bicarbonate (3 times), brine, dried over sodium sulfate, filtered and concentrated under reduced pressure. The crude product was purified by flash column chromatography to gave 0.13 g (56 % yield) of 6-bromo-2-(ethylamino)-8-(3-methoxypropyl)-4-methylpyrido[2,3-d]pyrimidin-7(8H)-one. ^1H NMR (400MHz, CDCl_3) δ 8.09 (s, 1H), 5.44 (Br. s, 1H), 4.55 (m, 2H), 3.54-3.47 (m, 4H), 3.33 (s, 3H), 2.53 (s, 3H), 2.05-2.00 (m, 2H), 1.30- 1.23 (m, 3H); MS (EI) for $\text{C}_{14}\text{H}_{19}\text{BrN}_4\text{O}_2$: 355 (MH $^+$).

[00267] Using the same or analogous synthetic techniques and substituting with appropriate reagents, the following compounds were prepared:

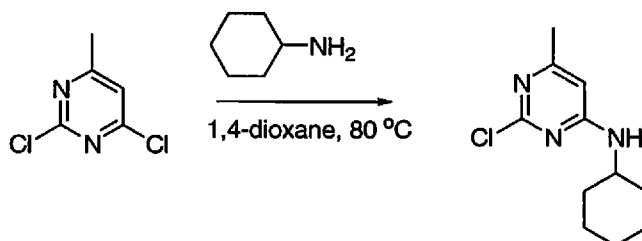
Example 13a. 6-bromo-8-(2-ethoxyethyl)-2-(ethylamino)-4-methylpyrido[2,3-d]pyrimidin-7(8H)-one: ^1H NMR (400MHz, CDCl_3) δ 8.09 (s, 1H), 5.37 (Br. s, 1H), 4.67 (m, 2H), 3.74 (m, 2H), 3.61-3.56 (t, 2H), 3.51 (m, 2H), 2.53 (s, 3H), 1.29-1.25 (t, 3H), 1.19-1.15 (t, 3H); MS (EI) for $\text{C}_{14}\text{H}_{19}\text{BrN}_4\text{O}_2$: 355 (MH $^+$).

Example 13b. 6-bromo-8-(3-ethoxypropyl)-2-(ethylamino)-4-methylpyrido[2,3-d]pyrimidin-7(8H)-one: ^1H NMR (400MHz, CDCl_3) δ 8.09 (s, 1H), 5.37 (Br. s, 1H), 4.53 (m, 2H), 3.52

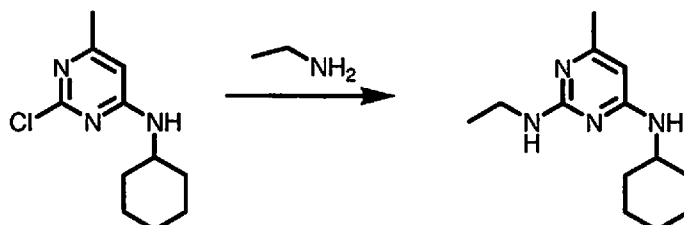
(m, 4H), 3.48-3.43 (m, 2H), 2.53 (s, 3H), 2.04-2.00 (m, 2H), 1.29-1.25 (t, 3H), 1.19-1.15 (t, 3H); MS (EI) for $C_{15}H_{21}BrN_4O_2$: 369 (MH⁺).

Example 13c. 6-bromo-2-(ethylamino)-8-(3-isopropoxypropyl)-4-methylpyrido[2,3-d]pyrimidin-7(8H)-one: ¹H NMR (400MHz, CDCl₃) δ 8.09 (s, 1H), 5.37 (Br. s, 1H), 4.53 (m, 2H), 3.59-3.49 (m, 5H), 2.52 (s, 3H), 2.01-1.98 (m, 2H), 1.28-1.25 (t, 3H), 1.13-1.11 (t, 6H); MS (EI) for $C_{16}H_{23}BrN_4O_2$: 383 (MH⁺).

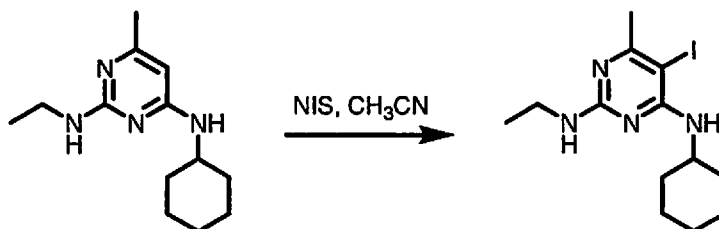
Example 14



[00268] A mixture of 2,4-dichloro-6-methylpyrimidine (Aldrich, 5 g, 30 mmol), cyclohexylamine (3 g, 30 mmol) and DIEA (10 mL) was stirred at 80 °C for 12 h. The volatile material was removed under reduced pressure. The residue was loaded on a silica gel column, and was eluted with hexanes/ethyl acetate (3:1). 8-cyclohexyl-2-(ethylamino)-4-methyl-6-(thiophen-2-yl)pyrido[2,3-d]pyrimidin-7(8H)-one was obtained as colorless oil (2.8 g, 41% yield).

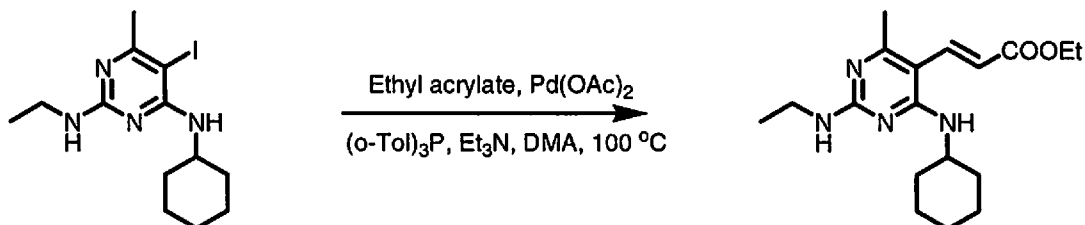


[00269] The product was reacted with a solution of ethylamine (10 equiv.) in THF at 100 °C for 12 h. The crude 2-ethylamino-4-cyclohexylamino-6-methylpyrimidine was obtained from a standard workup and was used in the next step.

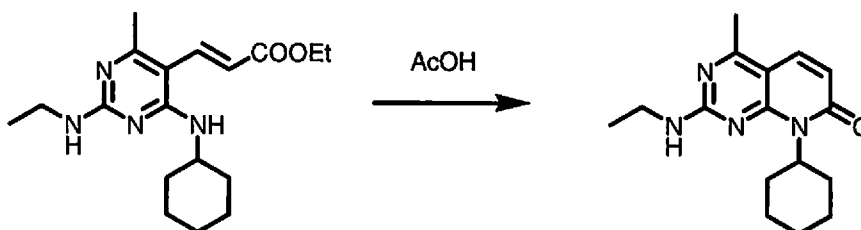


[00270] To a solution of 2-ethylamino-4-cyclohexylamino-6-methylpyrimidine (600 mg, 2.56 mmol) in CH₃CN (10 mL) was added *N*-iodosuccinimide (NIS, 658 mg, 2.92 mmol). The reaction was stirred for 2 h at room temperature. After removal of the solvent,

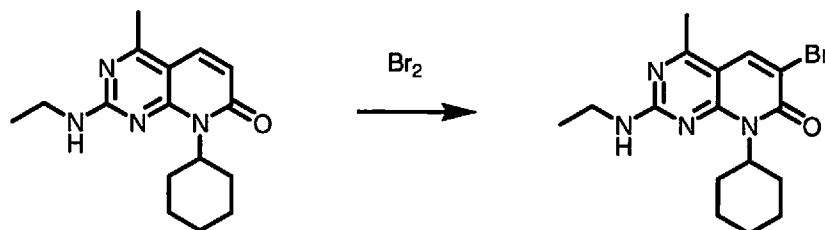
the residue was dissolved in EtOAc. The organic phase was then washed with sodium bisulfite, brine, and dried over Na₂SO₄. Purification by flash column chromatography gave 660 mg (73% yield) of 2-ethylamino-4-cyclohexylamino-5-iodo-6-methylpyrimidine.



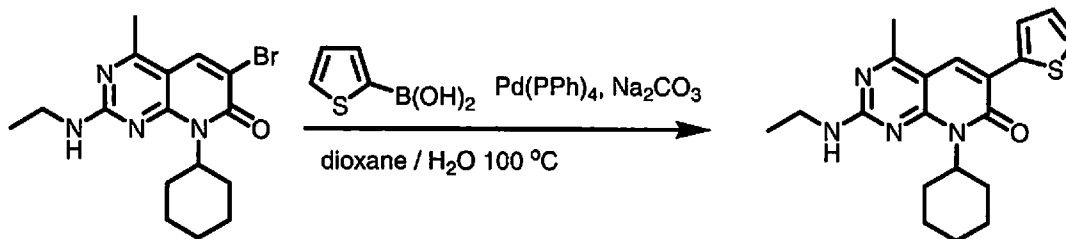
[00271] To a solution of 2-ethylamino-4-cyclohexylamino-5-iodo-6-methylpyrimidine (660 mg, 1.83 mmol) in DMA (7 mL) was added ethyl acrylate (458 mg, 4.58 mmol), Pd(OAc)₂ (121 mg, 0.18 mmol), (o-Tol)₃P (110 mg, 0.37 mmol), and Et₃N (740 mg, 7.32 mmol). The mixture was then stirred at 100 °C for 12 h under N₂. Standard workup and purification by column chromatography gave 411 mg (67% yield) of (E)-ethyl 3-(4-(cyclohexylamino)-2-(ethylamino)-6-methylpyrimidin-5-yl)acrylate



[00272] (E)-ethyl 3-(4-(cyclohexylamino)-2-(ethylamino)-6-methylpyrimidin-5-yl)acrylate (200 mg, 0.6 mmol) was dissolved in AcOH (2 mL). This solution was heated in a sealed tube at 186 °C for 17 h. Standard workup and purification by column chromatography gave 65 mg (38 % yield) of 8-cyclohexyl-2-(ethylamino)-4-methylpyrido[2,3-d]pyrimidin-7(8H)-one.



[00273] To 8-cyclohexyl-2-(ethylamino)-4-methylpyrido[2,3-d]pyrimidin-7(8H)-one in AcOH and CH₂Cl₂ was added Br₂ (22 uL, 0.42 mmol) at 80 °C. Standard workup and purification by column chromatography gave 65 mg (0.17 mmol, 80 % yield) of 6-bromo-8-cyclohexyl-2-(ethylamino)-4-methylpyrido[2,3-d]pyrimidin-7(8H)-one.

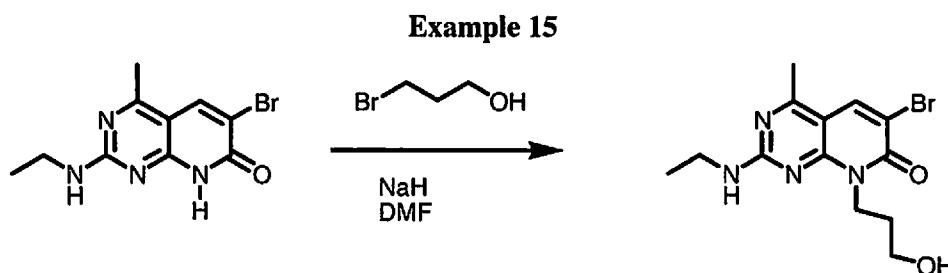


[00274] The bromide (65 mg, 0.17 mmol) obtained above was reacted with 2-thiopheneboronic acid (45 mg, 0.36 mmol) in the presence of Pd(PPh₃)₄ (20 mg, 0.018 mmol) and Na₂CO₃ (38 mg, 0.36 mmol) in 1,4-dioxane/H₂O (1:1) at 100 °C for 2 h. Removal of solvents and purification by column chromatography gave 33 mg (50% yield) of 8-cyclohexyl-2-(ethylamino)-4-methyl-6-(thiophen-2-yl)pyrido[2,3-d]pyrimidin-7(8H)-one.

¹H NMR (400 MHz, DMSO-d₆) δ 8.01 (br s, 1 H), 7.60 (m, 1 H), 7.37 (m, 1 H), 7.10 (m, 1H), 5.60-5.40 (m, 1 H), 3.55 (m, 2 H), 2.85 (m, 1 H), 2.61 (s, 3 H), 1.90 (m, 2 H), 1.71 (m, 4 H), 1.43 (m, 2 H), 1.30-1.2 (m, 2 H), 1.30 (t, 3 H); MS (EI) for C₂₀H₂₄N₄OS: 369 (MH⁺).

[00275] Using the same or analogous synthetic techniques and substituting with appropriate reagents, the following compound was prepared:

Example 14a. 6-bromo-8-cyclopropyl-2-(ethylamino)-4-methylpyrido[2,3-d]pyrimidin-7(8H)-one: ¹H NMR (400 MHz, CDCl₃) δ 8.06 (s, 1 H), 5.37 (br s, 1 H), 3.54 (m, 2 H), 2.94 (br s, 1H), 2.51 (s, 3 H), 1.31-1.25 (m, 5 H), 0.91 (br s, 2 H); MS (EI) for C₁₃H₁₅BrN₄O: 323 (MH⁺).



[00276] To a solution of 6-bromo-2-(ethylamino)-4-methylpyrido[2,3-d]pyrimidin-7(8H)-one (100 mg, 0.35 mmol) in DMF (2 mL), prepared using procedures analogous to those described in Example 14, was added NaH (30 mg, 60%, 0.7 mmol). The mixture was stirred for 30 min at room temperature and was warmed to 70 °C. 3-Bromopropanol (48 mg, 0.35 mmol) was then added. The stirring was continued for 12 h. Standard workup and purification by column chromatography gave 33 mg (27% yield) of 6-bromo-2-(ethylamino)-8-(3-hydroxypropyl)-4-methylpyrido[2,3-d]pyrimidin-7(8H)-one. ¹H NMR (400 MHz,

CDCl₃) δ 8.13 (s, 1 H), 5.42 (br s, 1 H), 4.59 (br s, 2 H), 3.50-3.47 (m, 5 H), 2.55 (s, 3 H), 2.02 (br s, 2 H), 1.28 (t, 3 H); MS (EI) for C₁₃H₁₇BrN₄O₂: 341 (MH⁺).

[00277] Using the same or analogous synthetic techniques and substituting with appropriate reagents, the following compounds were prepared:

Example 15a. 6-bromo-2-(ethylamino)-8-(2-hydroxyethyl)-4-methylpyrido[2,3-d]pyrimidin-7(8H)-one: ¹H NMR (400 MHz, DMSO-d₆) δ 8.38 (s, 1 H), 4.82 (br s, 1 H), 4.40 (br s, 2 H), 3.62-3.55 (m, 2 H), 3.40-3.20 (m, 3 H), 2.55 (s, 3 H), 1.15 (t, 3 H); MS (EI) for C₁₂H₁₅BrN₄O₂: 327 (MH⁺).

Example 15b. 6-bromo-2-(ethylamino)-4-methyl-8-(2-(piperidin-1-yl)ethyl)pyrido[2,3-d]pyrimidin-7(8H)-one: ¹H NMR (400 MHz, CDCl₃) δ 8.08 (s, 1 H), 5.39 (br s, 1 H), 4.59 (br s, 2 H), 3.55-3.40 (m, 2 H), 2.70-2.50 (m, 6 H), 2.52 (s, 3 H), 1.62-1.58 (m, 4 H), 1.46-1.40 (m, 2 H), 1.27 (t, 3 H); MS (EI) for C₁₇H₂₄BrN₅O: 394 (MH⁺).

Biological Examples

Biological Example 1

PI3K α Luciferase-Coupled Chemiluminescence Assay Protocol

[00278] PI3K α activity is measured as the percent of ATP consumed following the kinase reaction using luciferase-luciferin-coupled chemiluminescence. Reactions were conducted in 384-well white, medium binding microtiter plates (Greiner). Kinase reactions were initiated by combining test compounds, ATP, substrate (PIP₂), and kinase in a 20 μ L volume in a buffer solution. The standard PI3K α assay buffer is composed 50 mM Tris, pH 7.5, 1 mM EGTA, 10 mM MgCl₂, 1 mM DTT and 0.03% CHAPS. The standard assay concentrations for enzyme, ATP, and substrate are 0.5-1.1 nM, 1 μ M, and 7.5 μ M, respectively. The reaction mixture was incubated at ambient temperature for approximately 2 h. Following the kinase reaction, a 10 μ L aliquot of luciferase-luciferin mix (Promega Kinase-Glo) was added and the chemiluminescence signal measured using a Victor2 plate reader (Perkin Elmer). Total ATP consumption was limited to 40-60% and IC₅₀ values of control compounds correlate well with literature references.

[00279] Certain compounds of the invention were tested in this assay and demonstrated the ability to bind to PI3K. For example, in one embodiment of the invention, the PI3K inhibitor is selected from the compounds in Table 1 having a PI3K-binding affinity of about 9 μ M or less. In another embodiment, the PI3K inhibitor is selected from the compounds in Table 1 having a PI3K-binding affinity of about 5 μ M or less. In another embodiment, the PI3K inhibitor is selected from the compounds in Table 1 having a PI3K-binding affinity of about 3

μM or less. In another embodiment, the PI3K inhibitor is selected from the compounds in Table 1 having a PI3K-binding affinity of about $1.5 \mu\text{M}$ or less. In another embodiment, the PI3K inhibitor is selected from the compounds in Table 1 having a PI3K-binding affinity of about $1 \mu\text{M}$ or less. In another embodiment, the PI3K inhibitor is selected from the compounds in Table 1 having a PI3K-binding affinity of about $0.6 \mu\text{M}$ or less. In another embodiment, the PI3K inhibitor is selected from the compounds in Table 1 having a PI3K-binding affinity of about $0.3 \mu\text{M}$ or less. In another embodiment, the PI3K inhibitor is selected from the compounds in Table 1 having a PI3K-binding affinity of about $0.2 \mu\text{M}$ or less. In another embodiment, the PI3K inhibitor is selected from the compounds in Table 1 having a PI3K-binding affinity of about $0.1 \mu\text{M}$ or less. In another embodiment, the PI3K inhibitor is selected from the compounds in Table 1 having a PI3K-binding affinity of about $0.04 \mu\text{M}$ or less. In another embodiment, the PI3K inhibitor is selected from the compounds in Table 1 having a PI3K-binding affinity of about $0.020 \mu\text{M}$ or less.

Biological Example 2

Phospho AKT assay

[00280] PC3 cells were seeded on 6-well plates at 150,000 cells/well. Cells were cultured for 3 days, then treated with compounds in serum-free medium for 3 hr. EGF (100 ng/mL) was added for the last 10 min. Cells were lysed in TENN buffer. Phospho T308 Akt and total Akt were quantified by ELISA performed according to the Biosource assay protocol. The readings of phospho Akt were normalized to total Akt readings.

Biological Example 3

Phospho S6 assay

[00281] PC3 cells were seeded on 96-well plates at 8,000 cells/well. For each experiment, cells were seeded and treated in duplicated plates: one plate for phospho S6 CellELISA, and one plate for total S6 CellELISA. Cells were cultured on the plates for 3 days, then treated with compounds in serum-free medium for 3 hr in triplicate. Cells were fixed with 4% formaldehyde, quenched with 0.6% H_2O_2 , blocked with 5% BSA, incubated with either phospho S6 antibody or total S6 antibody overnight, incubated with goat-anti-rabbit-IgG-HRP for 1 hr, and developed in chemiluminescent substrate.

Biological Example 4

PIP₃ assay

[00282] MCF-7 cells grown in 10-cm dishes were starved for 3 hours in DMEM, and then treated with compounds for 20 minutes. In the last 2 minutes of the incubation with the compounds, EGF (100 ng/mL) was added to stimulate the production of PIP₃. The medium was aspirated and the cells were scraped with 10% trichloroacetic acid. The lipids were extracted from the pellet after the cell lysates were centrifuged. PIP₃ in the cellular lipid extraction was quantified with the AlphaScreen assay in which Grp1-PH is used as the PIP₃ specific probe. The amount of cellular PIP₃ was calculated from the standard curve of diC₈ PI (3,4,5) P₃.

Biological Example 5-10

In vivo models

[00283] Female and male athymic nude mice (NCr) 5-8 weeks of age and weighing approximately 20 g were used in the following model. Prior to initiation of a study, the animals were allowed to acclimate for a minimum of 48 h. During these studies, animals were provided food and water ad libitum and housed in a room conditioned at 70-75°F and 60% relative humidity. A 12 h light and 12 h dark cycle was maintained with automatic timers. All animals were examined daily for compound-induced or tumor-related deaths.

[00284] PC-3 human prostate adenocarcinoma cells were cultured in vitro in DMEM (Mediatech) supplemented with 20% Fetal Bovine Serum (Hyclone), Penicillin-Streptomycin and non-essential amino acids at 37°C in a humidified 5% CO₂ atmosphere. On day 0, cells were harvested by trypsinization and 3x10⁶ cells (passage 13, 99% viability) in 0.1 mL of ice-cold Hank's balanced salt solution were implanted subcutaneously into the hindflank of 5-8 week old male nude mice. A transponder was implanted in each mouse for identification, and animals were monitored daily for clinical symptoms and survival. Body weights were recorded daily.

[00285] U-87 MG human glioblastoma cells were cultured in vitro in DMEM (Mediatech) supplemented with 10% Fetal Bovine Serum (Hyclone), Penicillin-Streptomycin and non-essential amino acids at 37°C in a humidified 5% CO₂ atmosphere. On day 0, cells were harvested by trypsinization and 2x10⁶ cells (passage 5, 96% viability) in 0.1 mL of ice-cold Hank's balanced salt solution were implanted intradermally into the hindflank of 5-8 week old female nude mice. A transponder was implanted in each mouse for identification, and animals were monitored daily for clinical symptoms and survival. Body weights were recorded daily.

[00286] A549 human lung carcinoma cells were cultured in vitro in DMEM (Mediatech) supplemented with 10% Fetal Bovine Serum (Hyclone), Penicillin-Streptomycin and non-essential amino acids at 37°C in a humidified 5% CO₂ atmosphere. On day 0, cells were harvested by trypsinization and 10x10⁶ cells (passage 12, 99% viability) in 0.1 mL of ice-cold Hank's balanced salt solution were implanted intradermally into the hindflank of 5-8 week old female nude mice. A transponder was implanted in each mouse for identification, and animals were monitored daily for clinical symptoms and survival. Body weights were recorded daily.

[00287] A2058 human melanoma cells were cultured in vitro in DMEM (Mediatech) supplemented with 10% Fetal Bovine Serum (Hyclone), Penicillin-Streptomycin and non-essential amino acids at 37°C in a humidified, 5% CO₂ atmosphere. On day 0, cells were harvested by trypsinization and 3x10⁶ cells (passage 3, 95% viability) in 0.1 mL ice-cold Hank's balanced salt solution were implanted intradermally in the hind-flank of 5-8 week old female athymic nude mice. A transponder was implanted in each mouse for identification, and animals were monitored daily for clinical symptoms and survival. Body weights were recorded daily.

[00288] WM-266-4 human melanoma cells were cultured in vitro in DMEM (Mediatech) supplemented with 10% Fetal Bovine Serum (Hyclone), Penicillin-Streptomycin and non-essential amino acids at 37°C in a humidified, 5% CO₂ atmosphere. On day 0, cells were harvested by trypsinization and 3x10⁶ cells (passage 5, 99% viability) in 0.1 mL ice-cold Hank's balanced salt solution were implanted intradermally in the hind-flank of 5-8 week old female athymic nude mice. A transponder was implanted in each mouse for identification, and animals were monitored daily for clinical symptoms and survival. Body weights were recorded daily.

[00289] For subcutaneous or intradermal tumors, the mean tumor weight of each animal in the respective control and treatment groups was determined twice weekly during the study. Tumor weight (TW) was determined by measuring perpendicular diameters with a caliper, using the following formula:

$$\text{tumor weight (mg)} = [\text{tumor volume} = \text{length (mm)} \times \text{width}^2 (\text{mm}^2)]/2$$

[00290] These data were recorded and plotted on a tumor weight vs. days post-implantation line graph and presented graphically as an indication of tumor growth rates. Percent inhibition of tumor growth (TGI) is determined with the following formula:

$$\left[1 - \frac{(X_f - X_0)}{(Y_f - X_0)} \right] * 100$$

where X_0 = average TW of all tumors on group day

X_f = TW of treated group on Day f

Y_f = TW of vehicle control group on Day f

[00291] If tumors regress below their starting sizes, then the percent tumor regression is determined with the following formula:

$$\left[\frac{(X_f - X_0)}{X_0} \right] * 100$$

[00292] Tumor size is calculated individually for each tumor to obtain a mean \pm SEM value for each experimental group. Statistical significance is determined using the 2-tailed Student's t-test (significance defined as $P < 0.05$).

Pharmaceutical Composition Examples

[00293] The following are representative pharmaceutical formulations containing a compound of Formula I.

Tablet Formulation

[00294] The following ingredients are mixed intimately and pressed into single scored tablets.

Ingredient	Quantity per tablet, mg
compound of this invention	400
Cornstarch	50
croscarmellose sodium	25
Lactose	120
magnesium stearate	5

Capsule Formulation

[00295] The following ingredients are mixed intimately and loaded into a hard-shell gelatin capsule.

Ingredient	Quantity per tablet, mg
compound of this invention	200
lactose, spray-dried	148
magnesium stearate	2

Suspension Formulation

[00296] The following ingredients are mixed to form a suspension for oral administration.

Ingredient	Amount
compound of this invention	1.0 g
fumaric acid	0.5 g
sodium chloride	2.0 g
methyl paraben	0.15 g
propyl paraben	0.05 g
granulated sugar	25.5 g
sorbitol (70% solution)	12.85 g
Veegum K (Vanderbilt Co.)	1.0 g
Flavoring	0.035 mL
Colorings	0.5 mg
distilled water	q.s. to 100 mL

Injectable Formulation

[00297] The following ingredients are mixed to form an injectable formulation.

Ingredient	Amount
compound of this invention	1.2 g
sodium acetate buffer solution	0.4 M 2.0 mL
HCl (1 N) or NaOH (1 M)	q.s. to suitable pH
water (distilled, sterile)	q.s. to 20 mL

[00298] All of the above ingredients, except water, are combined and heated to 60-70.degree. C. with stirring. A sufficient quantity of water at 60.degree. C. is then added with vigorous stirring to emulsify the ingredients, and water then added q.s. to 100 g.

Suppository Formulation

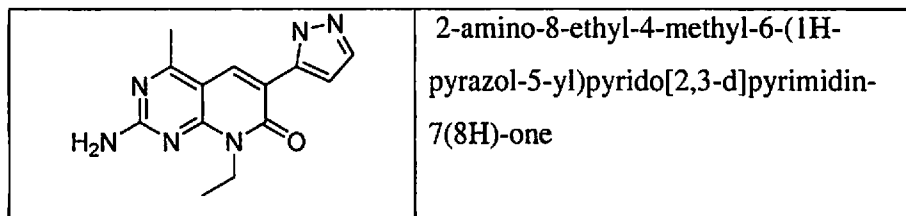
[00299] A suppository of total weight 2.5 g is prepared by mixing the compound of the invention with Witepsol.RTM. H-15 (triglycerides of saturated vegetable fatty acid; Riches-Nelson, Inc., New York), and has the following composition:

Ingredient	Quantity per tablet, mg
compound of this invention	500
Witepsol [®] H-15	balance

[00300] The foregoing invention has been described in some detail by way of illustration and example, for purposes of clarity and understanding. The invention has been described with reference to various specific embodiments and techniques. However, it should be understood that many variations and modifications may be made while remaining within the spirit and scope of the invention. It will be obvious to one of skill in the art that changes and modifications may be practiced within the scope of the appended claims. Therefore, it is to be understood that the above description is intended to be illustrative and not restrictive. The scope of the invention should, therefore, be determined not with reference to the above description, but should instead be determined with reference to the following appended claims, along with the full scope of equivalents to which such claims are entitled. All patents, patent applications and publications cited in this application are hereby incorporated by reference in their entirety for all purposes to the same extent as if each individual patent, patent application or publication were so individually denoted.

What is claimed is:

1. A method for treating a disease, disorder, or syndrome which method comprises administering to a patient a pharmaceutical composition comprising a therapeutically effective amount of



or a pharmaceutically acceptable salt or solvate thereof, or a pharmaceutical composition comprising a therapeutically effective amount of a Compound A and a pharmaceutically acceptable carrier, excipient, or diluent, in combination with another agent.

2. The method of claim 1, wherein the disease, disorder, or syndrome is selected from anaplastic thyroid cancer, chronic lymphocytic leukemia, mantle cell lymphoma, non-Hodgkins lymphoma, glioblastoma multiforme, pediatric brain tumors, pontine glioma, HPV-related head and neck cancer, Hormone Receptive positive (HR+) breast cancer, and HER-2 overexpressing breast cancer.
3. The method of claim 1, wherein Compound A is administered in combination with one or more agents selected from:

Agent Name
(R)-(-)-Gossypol acetic acid (AT-101)
1-Methyl-[D]-tryptophan
506U78
ABT-263
ABT-888
AFP464 (aminoflavone prodrug)
ARQ-197
AT13387
Azacitidine
AZD0530
Belinostat (PXD 101)
BMS 247550 (ixabepilone, Ixempra)
Bortezomib (PS-341; Velcade)
CC-5013 (lenalidomide, Revlimid)
ch 14.18
Decitabine (5-aza-2'-deoxycytidine)

Agent Name
E7389 (Halichondrin B Analog)
EMD 121974 (Cilengitide)
Entinostat (MS-275, SNDX-275)
FK228 (Depsipeptide; Romidepsin)
Flavopiridol (alvocidib)
GDC-0449 ***
IMC-A12
MDX-010 (MDX-CTLA4; Hybridoma-derived and Transfectoma-derived)
MK-2206
O-6-Benzylguanine
Obatoclox mesylate (GX15-070MS)
OSI-906
Pertuzumab
R115777 (tipifarnib, Zarnestra)
Reolysin
RO4929097
SB-715992 (ispinesib)
SCH727965
SJG-136
Thalidomide (Thalomid)
Triapine
UCN-01
VEGF-Trap (aflibercept)
Vorinostat (suberoylanilide hydroxamic acid; SAHA)
XK469R
17-AAG
17-DMAG
Alemtuzumab (Campath)
AZD2171 (cediranib; Recentin™)
AZD6244
BAY 43-9006 tosylate (BAY 54-9085; sorafenib tosylate)
Bevacizumab (rhuMAb VEGF, Avastin)
BMS-354825 (dasatinib, Sprycel)
CCI-779 (temsirolimus, Torisel)
Erlotinib (OSI-774; Tarceva)
Gefitinib (ZD1839, Iressa)
GM-CSF (sargramostim, Leukine)
GW572016 (lapatinib)
GW786034 (pazopanib)
MLN 518
Oxaliplatin (Eloxatin)
Perifosine
Rituximab (MoAb C2B8 anti CD20, chimeric)
STI571 (imatinib, Gleevec)

Agent Name
Sunitinib malate (SU011248 L-malate; Sutent)
Trastuzumab (Herceptin)

4. The method of claim 3, wherein wherein Compound A is administered in combination with one or more agents selected from:

Agent Name
(R)-(-)-Gossypol acetic acid (AT-101)
1-Methyl-[D]-tryptophan
506U78
ABT-263
ABT-888
AFP464 (aminoflavone prodrug)
ARQ-197
AT13387
Azacitidine
AZD0530
Belinostat (PXD 101)
BMS 247550 (ixabepilone, Ixempra)
Bortezomib (PS-341; Velcade)
CC-5013 (lenalidomide, Revlimid)
ch 14.18
Decitabine (5-aza-2'-deoxycytidine)
E7389 (Halichondrin B Analog)
EMD 121974 (Cilengitide)
Entinostat (MS-275, SNDX-275)
FK228 (Depsipeptide; Romidepsin)
Flavopiridol (alvocidib)
GDC-0449 ***
IMC-A12
MDX-010 (MDX-CTLA4; Hybridoma-derived and Transfectoma-derived)
MK-2206
O-6-Benzylguanine
Obatoclax mesylate (GX15-070MS)
OSI-906
Pertuzumab
R115777 (tipifarnib, Zarnestra)
Reolysin
RO4929097
SB-715992 (ispinesib)
SCH727965
SJG-136
Thalidomide (Thalomid)
Triapine
UCN-01
VEGF-Trap (aflibercept)

Agent Name
Vorinostat (suberoylanilide hydroxamic acid; SAHA)
XK469R
17-AAG

5. The method of claim 3, wherein wherein Compound A is administered in combination with one or more agents selected from ABT-888, AZD6244, CCI-779, erlotinib, gefitinib, GW572016, GW786034, pertuzumab, and sunitinib.

6. The method of claim 1, wherein Compound A is administered as a capsule formulation.

Component	Gray Opaque Capsule ^a (for 5-mg strength)	White Opaque Capsule (for 10-mg strength)	Gray/Orange Capsule (for 30-mg strength)	Gray Opaque Capsule (for 40-mg strength)	Swedish Orange Capsule (for 50-mg strength)
FDA/E171 titanium dioxide	2.7074%	2.9079%	2.7074% (Body) 0.4902% (Cap)	2.7074%	0.4902%
FDA/E172 black iron dioxide	0.3075%	—	0.3075% (Body)	0.3075%	—
FDA/E172 red iron dioxide	—	—	1.4706% (Cap)	—	1.4706%
Gelatin	qsp 100%	qsp 100%	qsp 100%	qsp 100%	qsp 100%

qsp, quantity sufficient for preparation.