US00D695000S

(12) United States Design Patent
Feldman

(10) **Patent No.: US D695,000 S**
(45) **Date of Patent: ** Dec. 10, 2013**

(54) **INSOLE**

(71) Applicant: **Daniel D. Feldman**, Brooklyn, NY (US)

(72) Inventor: **Daniel D. Feldman**, Brooklyn, NY (US)

(73) Assignee: **Profoot, Inc.**, Brooklyn, NY (US)

(**) Term: **14 Years**

(21) Appl. No.: **29/448,660**

(22) Filed: **Mar. 13, 2013**

(51) **LOC (9) Cl.** **02-04**

(52) **U.S. Cl.**
USPC **D2/961**

(58) **Field of Classification Search**
USPC ..... D2/896, 946, 947, 949, 950, 951, 953, D2/961, 968; 36/83, 25 R, 28, 32 R, 29, 36/30 R, 43, 44
See application file for complete search history.

(56) **References Cited**

U.S. PATENT DOCUMENTS

D29,750	S	*	11/1898	Morton et al.	D2/961
717,523	A		1/1903	Arrowsmith	
1,142,848	A		6/1915	Scholl	
2,224,590	A		12/1940	Boivin	
2,307,416	A		1/1943	Margolin	
4,232,457	A		11/1980	Mosher	
4,619,056	A	*	10/1986	Lin et al.	36/43
4,776,109	A	*	10/1988	Sacre	36/3 B
4,982,737	A		1/1991	Guttmann	
5,068,983	A		12/1991	Marc	
D328,967	S	*	9/1992	Brown	D2/961
5,146,698	A		9/1992	Tilles et al.	
5,163,237	A		11/1992	Rosen	
D358,249	S	*	5/1995	Vasyli	D2/961
5,463,824	A	*	11/1995	Barna	36/44
D367,164	S	*	2/1996	Fisher et al.	D2/961
5,611,153	A	*	3/1997	Fisher et al.	36/43
D414,024	S	*	9/1999	Kress et al.	D2/961
D422,782	S	*	4/2000	Kress et al.	D2/961
6,345,455	B1		2/2002	Greer, Jr. et al.	
D462,510	S		9/2002	Goodrich et al.	
D475,184	S	*	6/2003	Polifroni	D2/961
D485,425	S	*	1/2004	Polifroni	D2/961
D487,185	S	*	3/2004	Grisoni et al.	D2/961
D498,043	S	*	11/2004	Walker	D2/961
D498,577	S	*	11/2004	Crewdson et al.	D2/961
D533,336	S	*	12/2006	Walker	D2/961
D543,680	S	*	6/2007	Dean et al.	D2/961
D578,285	S	*	10/2008	Vasyli et al.	D2/961
D582,641	S	*	12/2008	Kielt et al.	D2/961
7,484,319	B2		2/2009	Cheskin et al.	

(Continued)

Primary Examiner — Elizabeth J Oswecki
(74) *Attorney, Agent, or Firm* — Fitch, Even, Tabin & Flannery LLP

(57) **CLAIM**

The ornamental design for an insole, as shown and described.

DESCRIPTION

FIG. **1** is a front perspective view of an insole showing my new design for use on the left foot;
FIG. **2** is a top plan view of the insole of FIG. **1**;
FIG. **3** is a bottom plan view of the insole of FIG. **1**;
FIG. **4** is a right side elevation view of the insole of FIG. **1**;
FIG. **5** is a left side elevation view of the insole of FIG. **1**;
FIG. **6** is a front elevation view of the insole of FIG. **1**; and,
FIG. **7** is a rear elevation view of the insole of FIG. **1**.
An insole for use on the right foot will have views which are mirror images of FIGS. **1-7**.
The broken lines shown in the drawings represent portions of the insole that form no part of the claimed design.

1 Claim, 4 Drawing Sheets

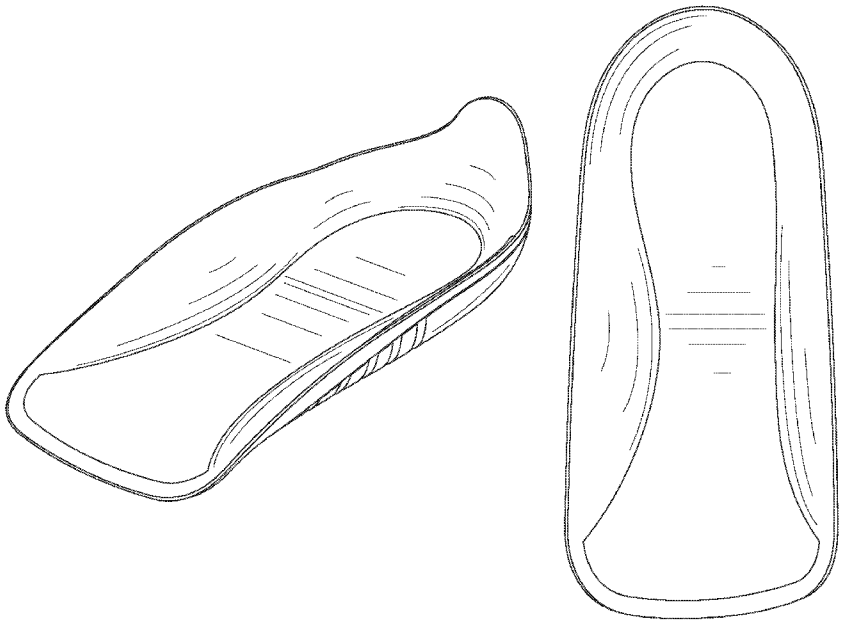

(56) **References Cited**

U.S. PATENT DOCUMENTS

D592,390	S		5/2009	Feldman et al.	
7,665,169	B2		2/2010	Cheskin et al.	
D614,842	S	*	5/2010	Vasyli	D2/961
D627,958	S	*	11/2010	Cheskin et al.	D2/961
D629,189	S		12/2010	Feldman	
7,854,075	B2		12/2010	Kosmas	
D632,468	S	*	2/2011	Meador et al.	D2/961
7,908,768	B2		3/2011	Cheskin et al.	
7,958,653	B2		6/2011	Howlett et al.	
8,042,287	B2		10/2011	Reinhardt et al.	
D665,156	S	*	8/2012	Smith	D2/961
D666,395	S	*	9/2012	Garma et al.	D2/961
D666,396	S	*	9/2012	Garma et al.	D2/961
D666,397	S	*	9/2012	Garma et al.	D2/961
D666,398	S	*	9/2012	Garma et al.	D2/961
D666,399	S	*	9/2012	Garma et al.	D2/961
D666,400	S	*	9/2012	Garma et al.	D2/961
D675,412	S	*	2/2013	Klein et al.	D2/961
D676,637	S	*	2/2013	Hane	D2/961
D681,321	S	*	5/2013	Martinez et al.	D2/961
D683,121	S	*	5/2013	Gross et al.	D2/961
8,484,864	B2	*	7/2013	Tzeng	36/43
2003/0150134	A1		8/2003	Hardt	
2004/0205984	A1		10/2004	Hardt	
2007/0277400	A1		12/2007	Nguyen	
2009/0025254	A1		1/2009	Smith	
2011/0219642	A1		9/2011	Sulak et al.	
2011/0258879	A1		10/2011	Dannanberg et al.	
2011/0277353	A1		11/2011	Howlett et al.	
2011/0277354	A1		11/2011	Howlett et al.	

* cited by examiner

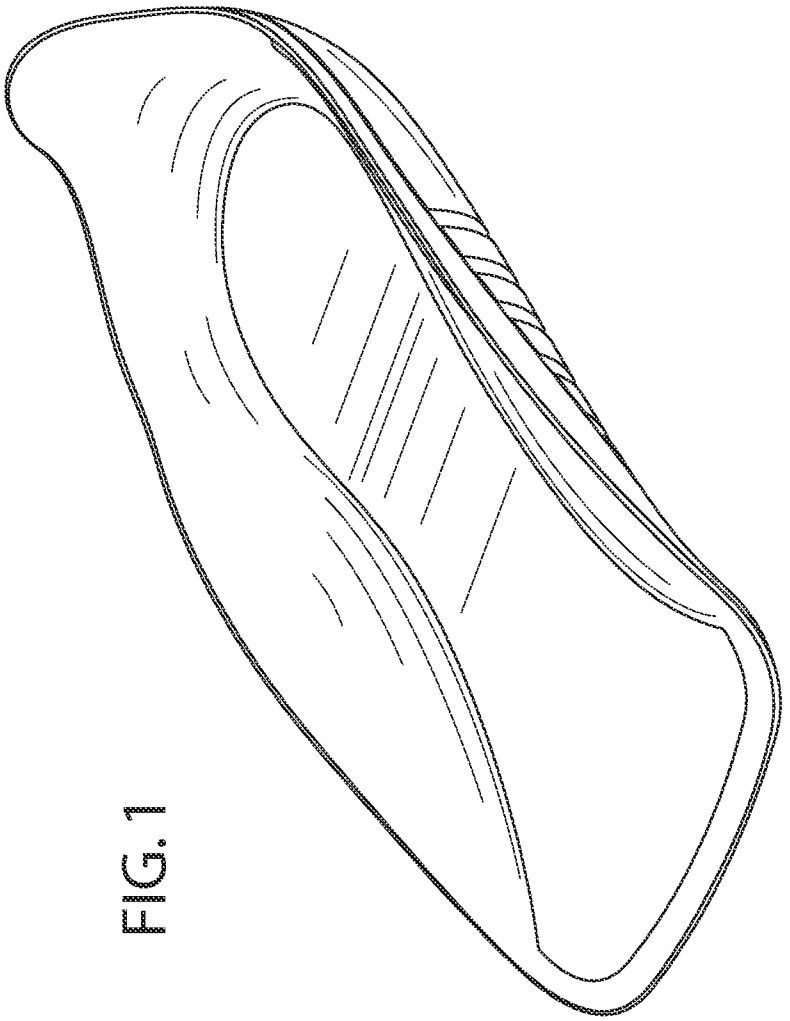

FIG. 1

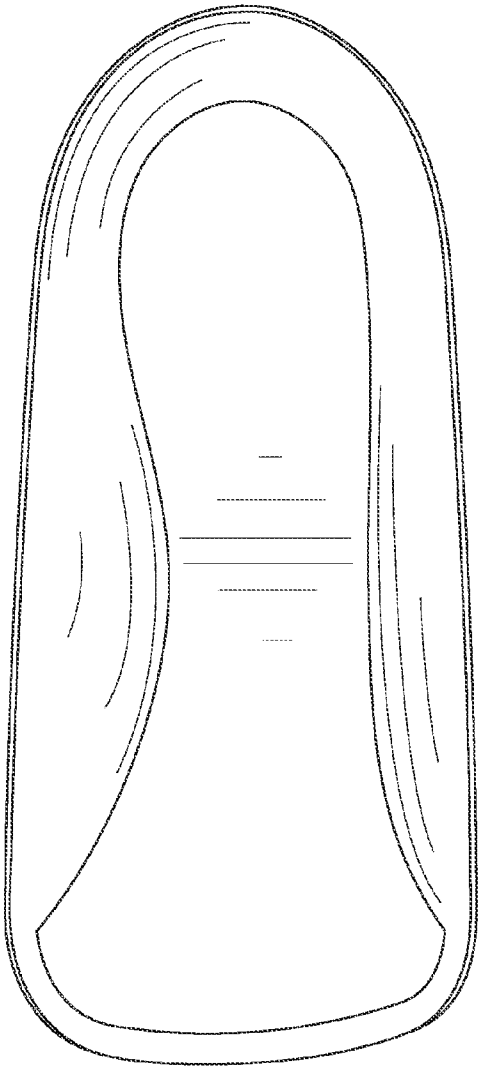

FIG. 2

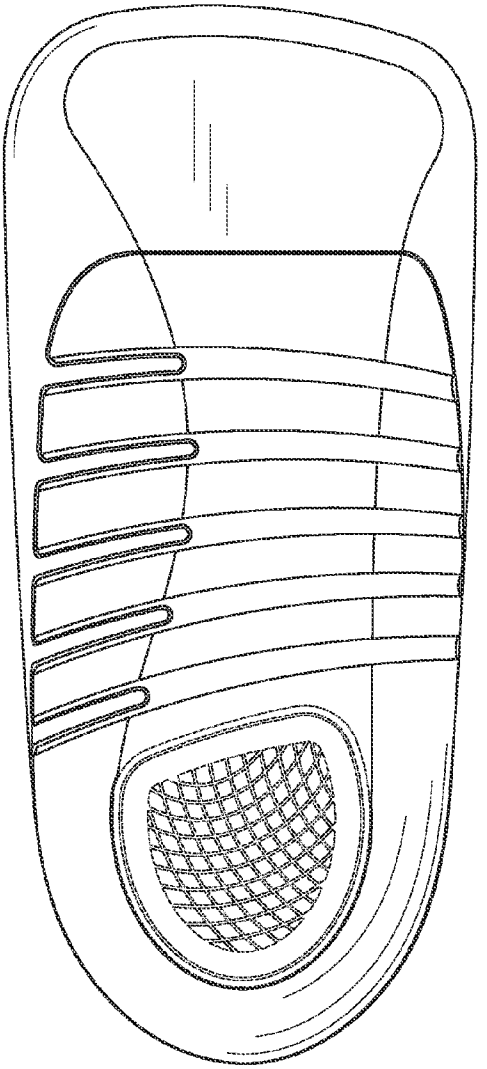

FIG. 3

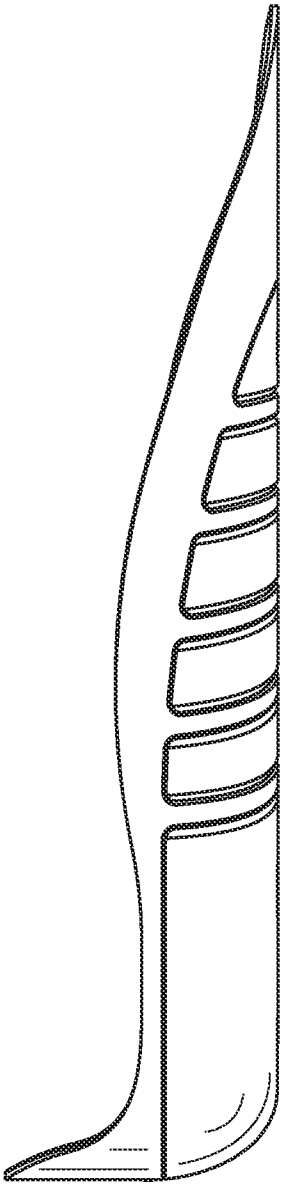

FIG. 4

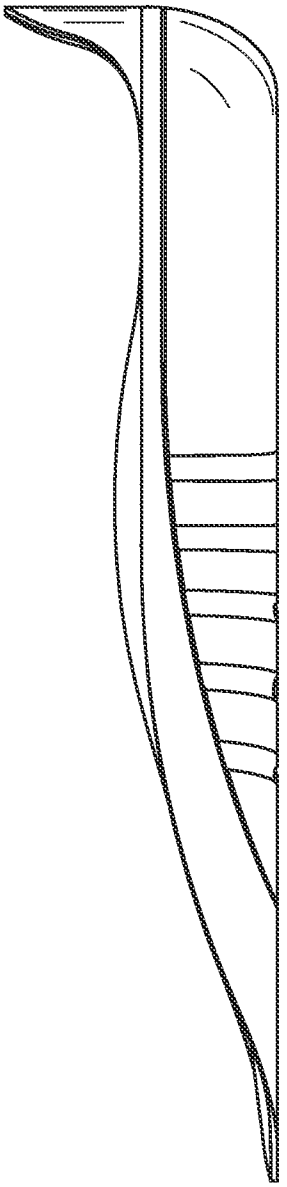

FIG. 5

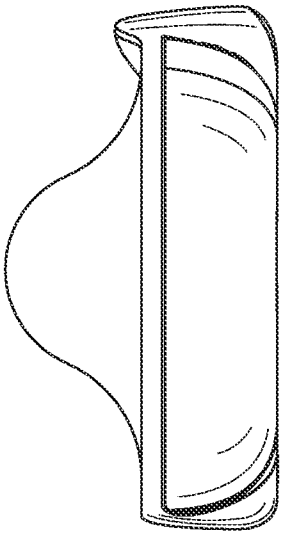

FIG. 7

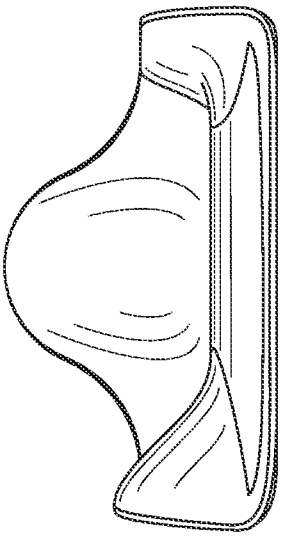

FIG. 6