



US00D720872S

(12) **United States Design Patent**  
**Lim et al.**

(10) **Patent No.:** **US D720,872 S**  
(45) **Date of Patent:** **\*\* Jan. 6, 2015**

(54) **REAR COMBINATION LAMP FOR AN  
AUTOMOBILE**

(71) Applicant: **Kia Motors Corporation**, Seoul (KR)

(72) Inventors: **Jung-Wook Lim**, Gyeonggi-do (KR);  
**Hwan-Wook Baek**, Gyeonggi-do (KR)

(73) Assignee: **Kia Motors Corporation**, Seoul (KR)

(\*\*) Term: **14 Years**

(21) Appl. No.: **29/463,294**

(22) Filed: **Oct. 1, 2013**

(30) **Foreign Application Priority Data**

Jun. 12, 2013 (KR) ..... 30-2013-0030311

(51) **LOC (10) Cl.** ..... **26-06**

(52) **U.S. Cl.**  
USPC ..... **D26/28**

(58) **Field of Classification Search**  
USPC ..... D26/28-36; 362/459-468, 475-478,  
362/485-487

See application file for complete search history.

(56) **References Cited**

U.S. PATENT DOCUMENTS

D542,445 S \* 5/2007 Matsunami ..... D26/28  
D550,380 S \* 9/2007 Lin ..... D26/28  
D562,477 S \* 2/2008 Hsu ..... D26/28  
D570,015 S \* 5/2008 Hsu ..... D26/28

\* cited by examiner

*Primary Examiner* — Marcus Jackson

(74) *Attorney, Agent, or Firm* — Edwards Wildman Palmer  
LLP; Peter F. Corless

(57) **CLAIM**

The ornamental design for a rear combination lamp for an  
automobile, as shown and described.

**DESCRIPTION**

FIG. 1 is a perspective view of a rear combination lamp for an  
automobile according to the present invention.

FIG. 2 is a front view of the rear combination lamp for an  
automobile of FIG. 1.

FIG. 3 is a rear view of the rear combination lamp for an  
automobile of FIG. 1.

FIG. 4 is a left side view of the rear combination lamp for an  
automobile of FIG. 1.

FIG. 5 is a right side view of the rear combination lamp for an  
automobile of FIG. 1.

FIG. 6 is a top view of the rear combination lamp for an  
automobile of FIG. 1; and,

FIG. 7 is a bottom view of the rear combination lamp for an  
automobile of FIG. 1.

**1 Claim, 7 Drawing Sheets**




FIG. 1

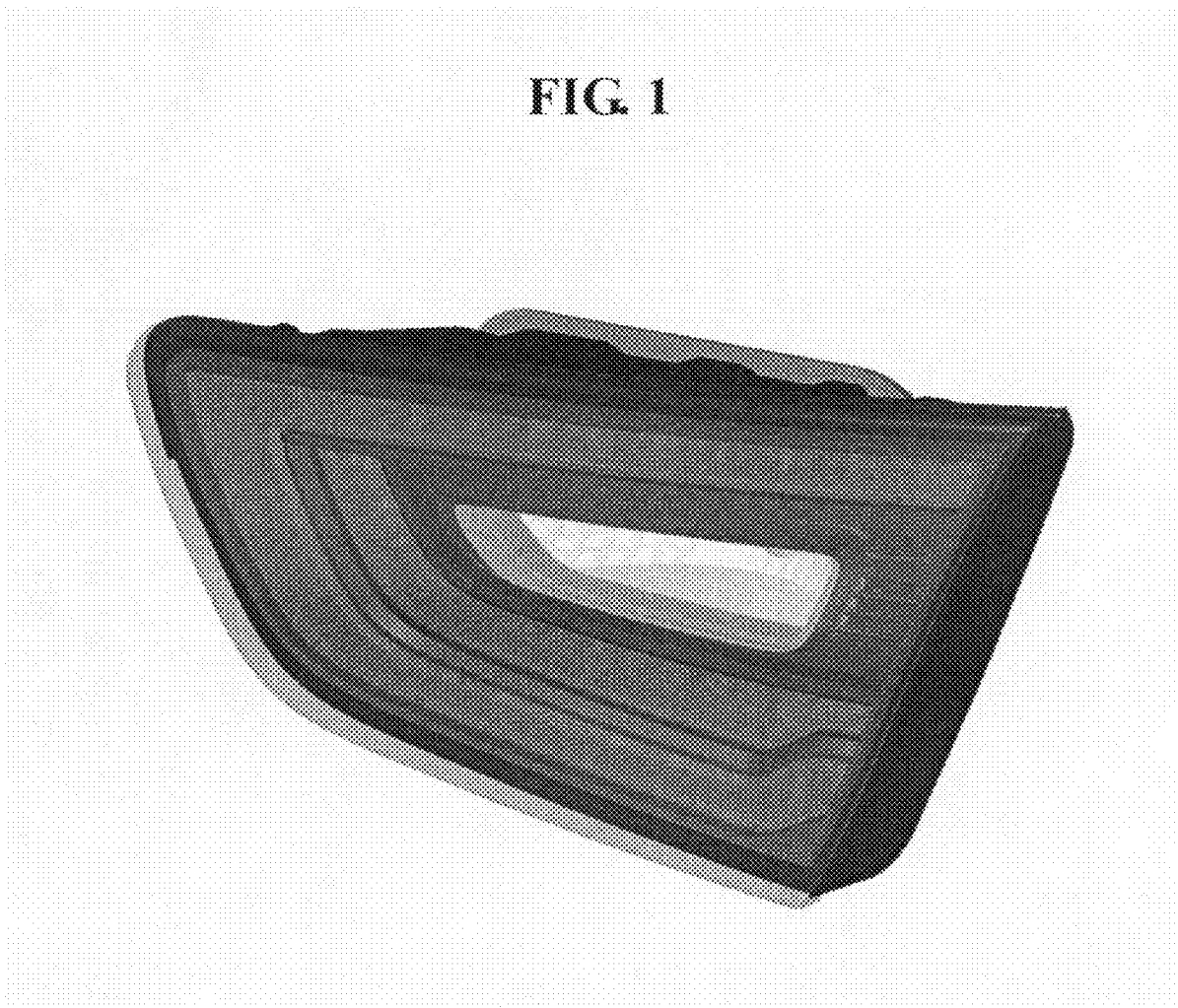


FIG. 2

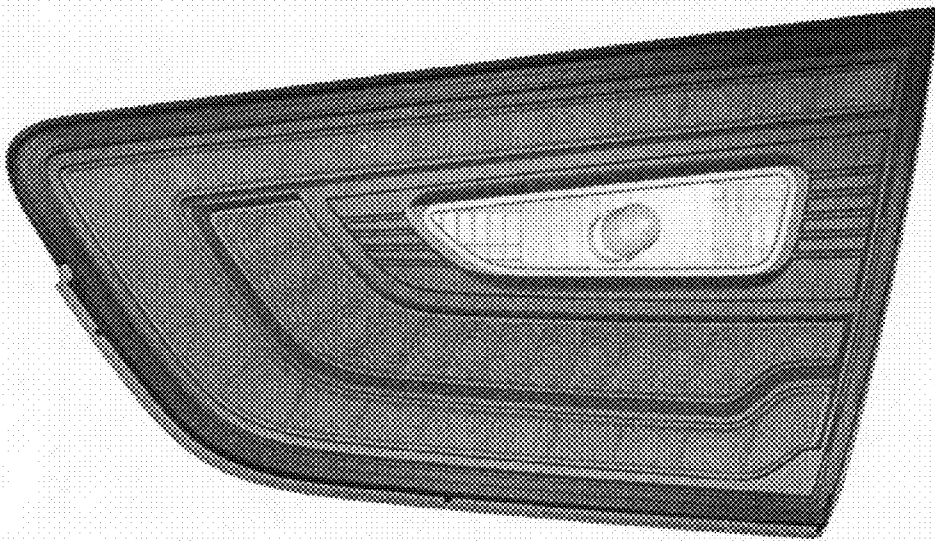


FIG. 3




FIG. 4




FIG. 5



FIG. 6

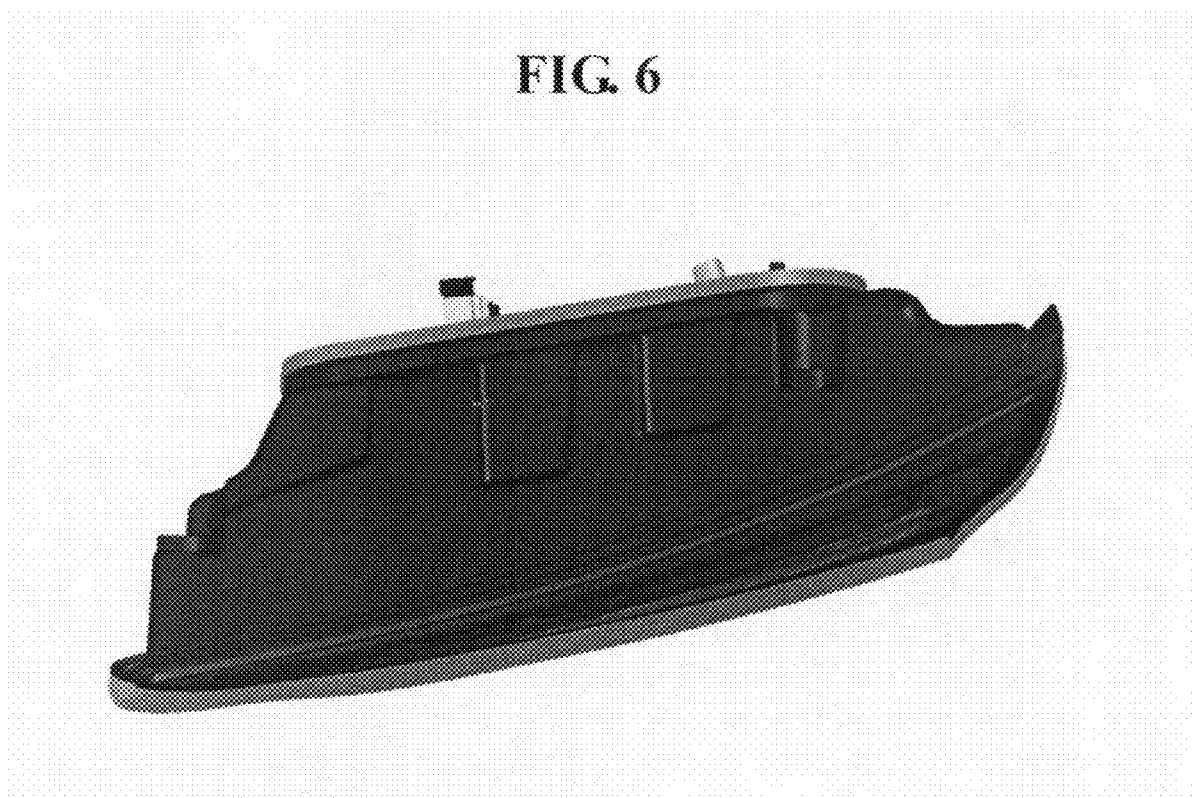


FIG. 7

