



US00D900727S

(12) **United States Design Patent**
Zimmerman et al.

(10) **Patent No.:** **US D900,727 S**

(45) **Date of Patent:** **** *Nov. 3, 2020**

(54) **TIRE**
(71) Applicant: **The Goodyear Tire & Rubber Company, Akron, OH (US)**

D581,346 S 11/2008 Shondel et al. D12/521
D585,364 S 1/2009 Shondel et al. D12/600
D586,733 S 2/2009 Shinohara D12/588

(Continued)

(72) Inventors: **Ryan Eugene Zimmerman, Deerfield, OH (US); Craig Desbry English, Akron, OH (US)**

OTHER PUBLICATIONS

U.S. Appl. No. 29/622,199, filed Oct. 16, 2017, Shondel, et al.
U.S. Appl. No. 29/633,093, filed Jan. 12, 2018, Zimmerman, et al.

(73) Assignee: **The Goodyear Tire & Rubber Company, Akron, OH (US)**

Primary Examiner — Robert M. Spear
(74) *Attorney, Agent, or Firm* — Robert N. Lipsick

(*) Notice: This patent is subject to a terminal disclaimer.

(57) **CLAIM**

The ornamental design for a tire, as shown and described.

(**) Term: **15 Years**

DESCRIPTION

(21) Appl. No.: **29/688,786**

(22) Filed: **Apr. 24, 2019**

(51) **LOC (12) Cl.** **12-15**

(52) **U.S. Cl.**
USPC **D12/601; D12/588**

(58) **Field of Classification Search**
USPC D12/579, 586, 587, 588, 589, 590, 594, D12/595, 600, 601
CPC B60C 11/0306; B60C 11/04; B60C 11/11
See application file for complete search history.

FIG. 1 is a perspective view of a tire showing our new design, it being understood that the pattern repeats uniformly throughout the circumference of the tread;
FIG. 2 is a front elevational view thereof;
FIG. 3 is a right side elevational view thereof; the left side elevational view being identical thereto;
FIG. 4 is an enlarged fragmentary front elevational view thereof;

FIG. 5 is a perspective view of a second embodiment of a tire showing our new design, it being understood that the interior of the tire forms no part of the claim, that the pattern repeats uniformly throughout the circumference of the tread and that the opposite side view is identical thereto; and,
FIG. 6 is a front elevational view of a second embodiment, it being understood that an enlarged fragmentary view thereof would be substantially identical to that shown in FIG. 4, with the exception of the inclusion of the sidewall in the claim.

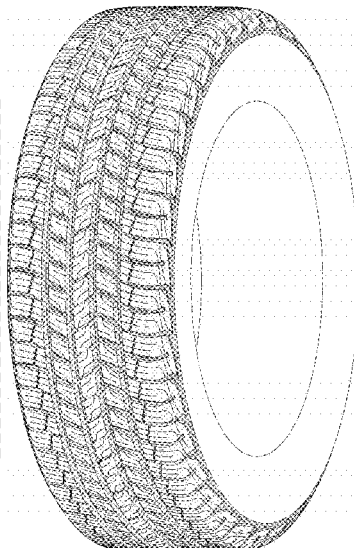
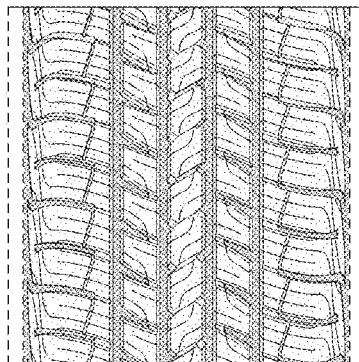
In the drawings, the broken lines immediately adjacent to the outer edges of the tire shoulder represent boundaries of the claim, and the broken lines depict environmental subject matter only and form no part of the claimed design.

(56) **References Cited**

U.S. PATENT DOCUMENTS

D377,330 S	1/1997	Kakegawa et al.	D12/147
D387,721 S *	12/1997	Harris	D12/600
D422,246 S	4/2000	Fierro et al.	D12/146
D427,551 S	7/2000	Weber	D12/141
D450,019 S	11/2001	Himuro et al.	D12/147
D483,007 S	12/2003	Brayer et al.	D12/588
D492,247 S	6/2004	Schmalix et al.	D12/588
D498,460 S	11/2004	Himuro	D12/601
D560,599 S	1/2008	Dixon et al.	D12/587
D560,600 S	1/2008	Dixon et al.	D12/588

1 Claim, 6 Drawing Sheets



(56)

References Cited

U.S. PATENT DOCUMENTS

D593,937	S	6/2009	Maxwell et al.	D12/588
D595,220	S	6/2009	Maxwell	D12/590
D596,111	S	7/2009	Miyazaki	D12/601
D600,635	S	9/2009	Finnell et al.	D12/601
D606,925	S	12/2009	Shavers et al.	D12/521
D610,962	S	3/2010	Allison et al.	D12/532
D613,238	S	4/2010	Harvey et al.	D12/586
D619,958	S	7/2010	Maxwell	D12/586
D631,001	S	1/2011	Hughes et al.	D12/601
D642,975	S	8/2011	Givens et al.	D12/601
D649,109	S	11/2011	Harris et al.	D12/601
D649,110	S	11/2011	Hutz et al.	D12/601
D668,601	S	10/2012	Brown, IV et al.	D12/588
D669,024	S *	10/2012	Oji	D12/600
D709,820	S	7/2014	Rohweder et al.	D12/586
D710,295	S	8/2014	Bortolet et al.	D12/601
D712,343	S *	9/2014	Wakishima	D12/588
D736,697	S *	8/2015	Leocadio	D12/588
D757,642	S *	5/2016	Kwak	D12/588
D764,390	S	8/2016	Umstot et al.	D12/584
D764,392	S *	8/2016	Fu	D12/585
D765,585	S *	9/2016	Fujii	D12/588
D780,678	S	3/2017	Maxwell et al.	D12/595
D780,679	S	3/2017	Curtis et al.	D12/595
D792,839	S	7/2017	Maxwell et al.	D12/595
D796,423	S	9/2017	Scheifele	D12/521
D802,524	S *	11/2017	Haas	D12/594
D813,147	S	3/2018	Schoeppner	D12/588
D842,229	S	3/2019	Schoeppner et al.	D12/588
D861,583	S *	10/2019	Zimmerman	D12/588

* cited by examiner

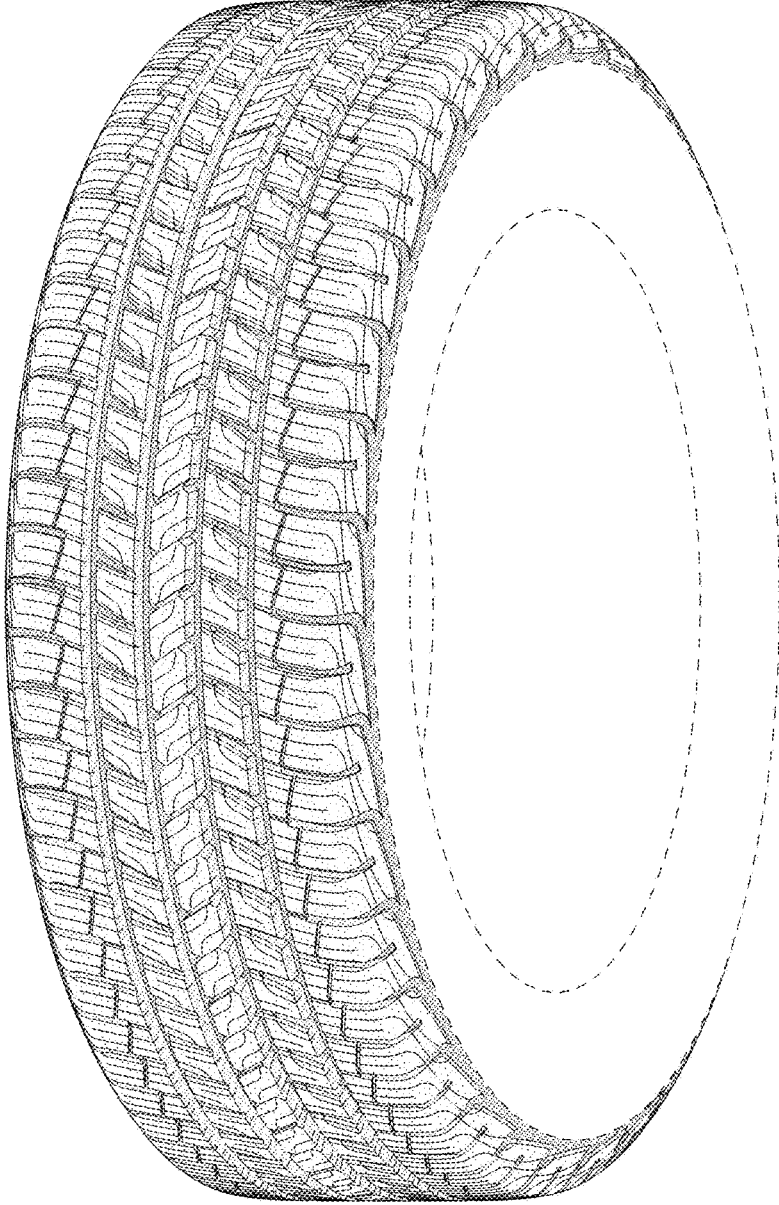


FIG - 1

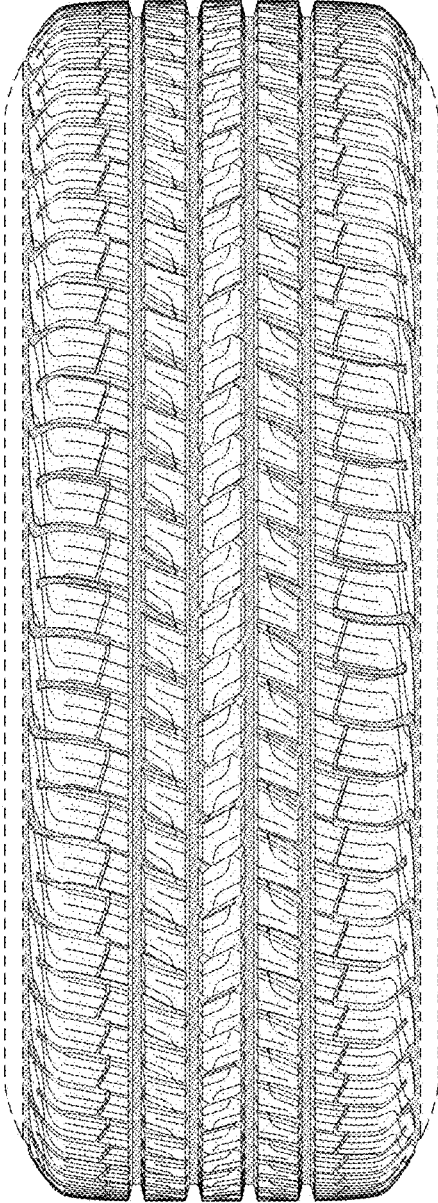


FIG - 2

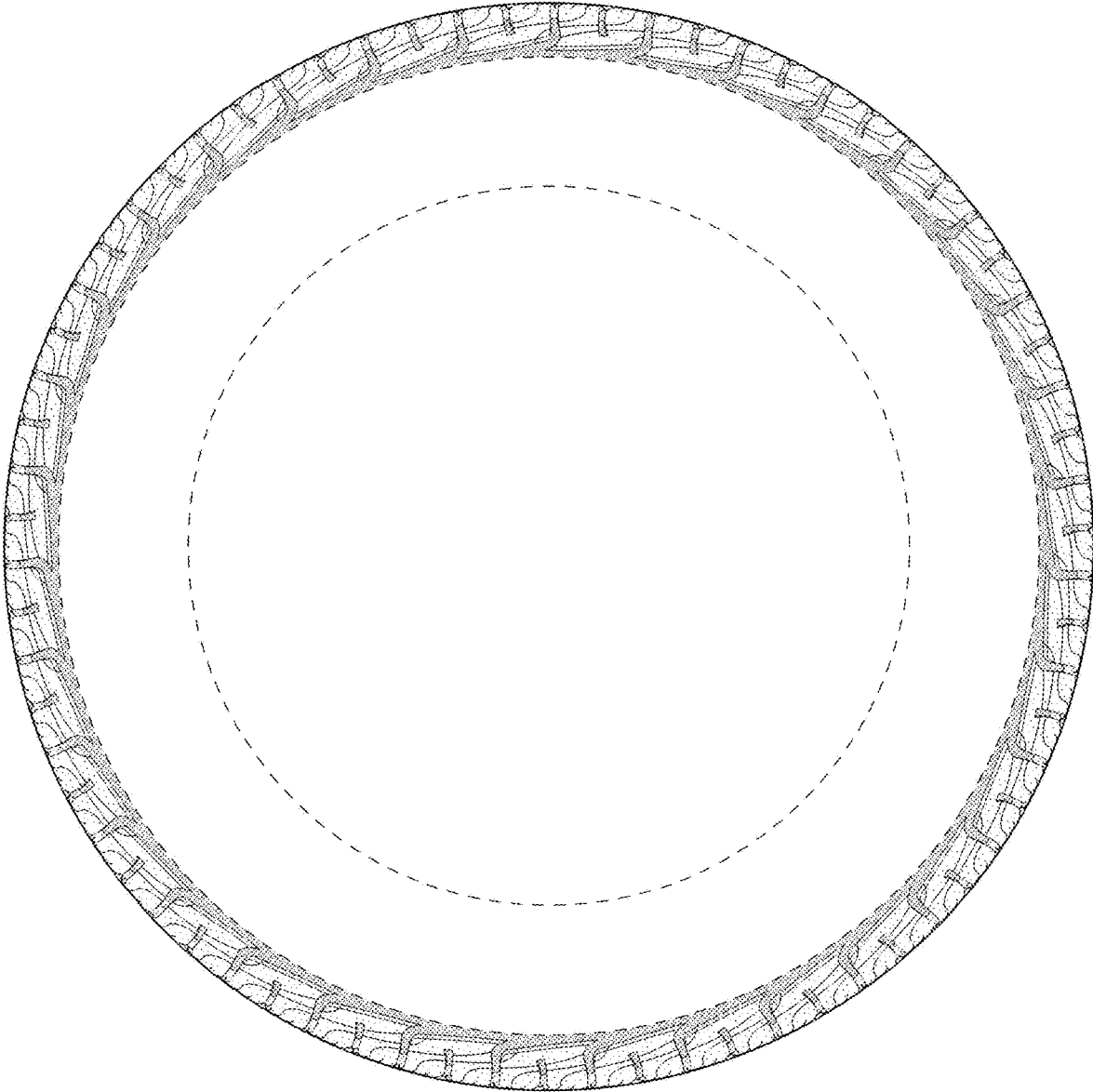


FIG - 3

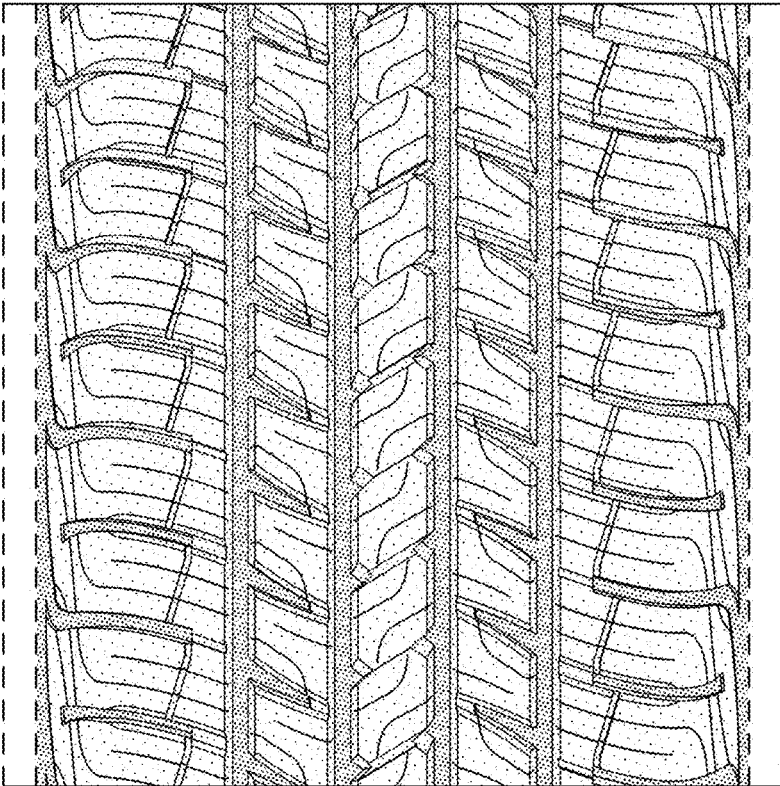


FIG - 4

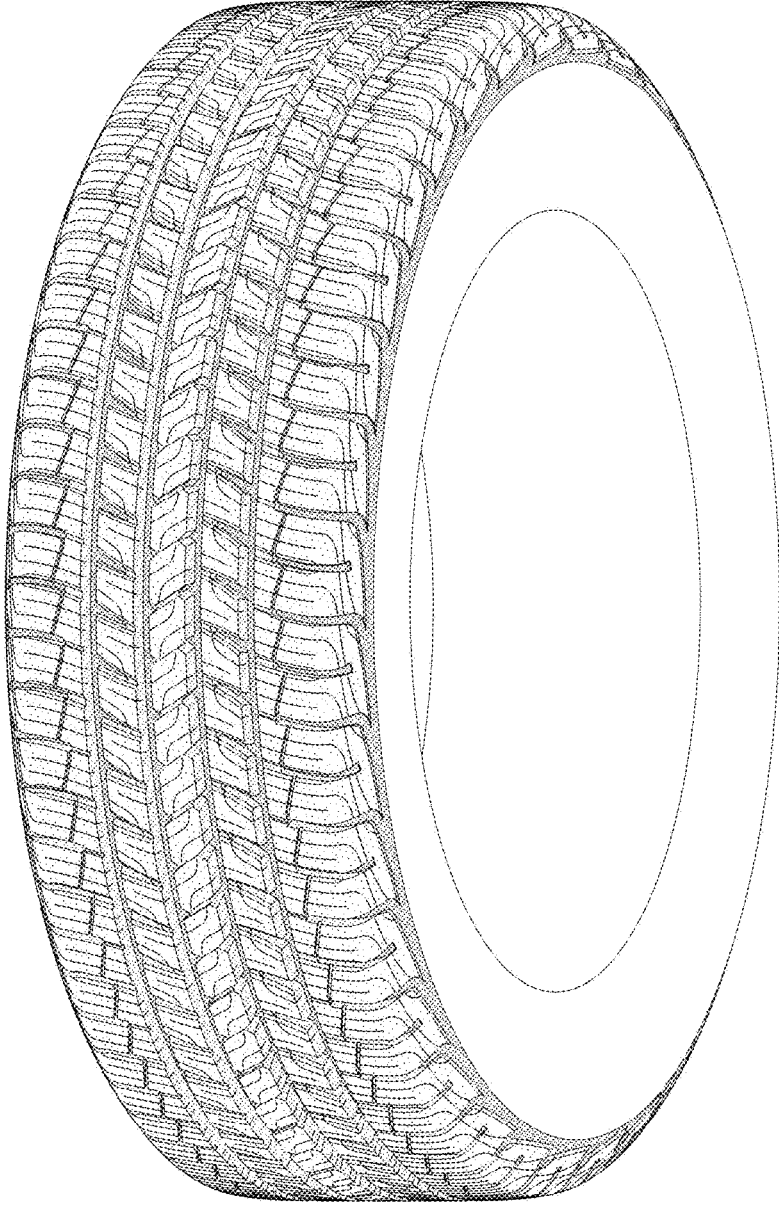


FIG - 5

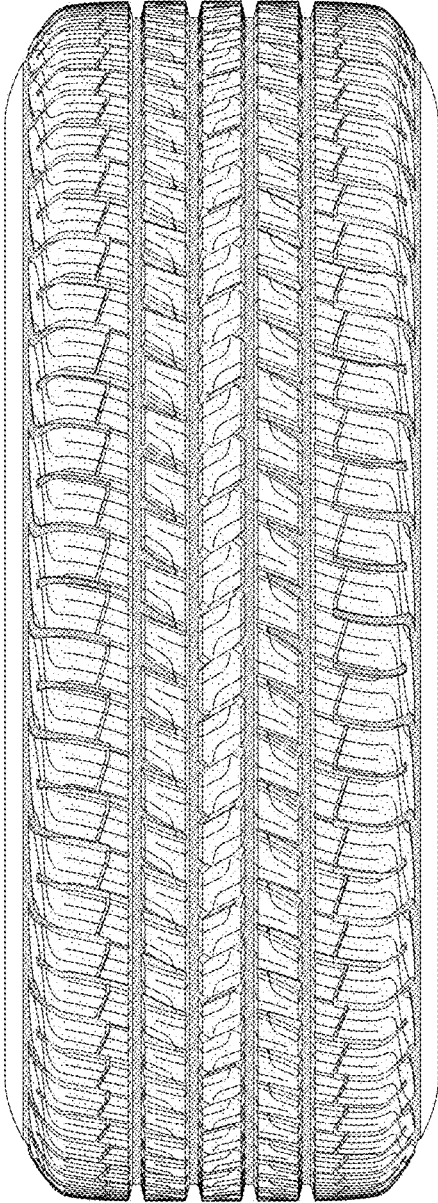


FIG - 6