

(12) STANDARD PATENT
(19) AUSTRALIAN PATENT OFFICE

(11) Application No. **AU 2015318149 B2**

(54) Title
Dual axle skateboard, truck, and method

(51) International Patent Classification(s)
A63C 17/01 (2006.01)

(21) Application No: **2015318149**

(22) Date of Filing: **2015.09.11**

(87) WIPO No: **WO16/044081**

(30) Priority Data

(31) Number
14/487,955
14/806,419

(32) Date
2014.09.16
2015.07.22

(33) Country
US
US

(43) Publication Date: **2016.03.24**

(44) Accepted Journal Date: **2021.05.06**

(71) Applicant(s)
Karsten Manufacturing Corporation

(72) Inventor(s)
Marusiak, John R.;Solheim, John A.;Cole, Eric V.

(74) Agent / Attorney
Davies Collison Cave Pty Ltd, Level 14 255 Elizabeth St, Sydney, NSW, 2000, AU

(56) Related Art
WO 2008142473 A1



(43) International Publication Date
24 March 2016 (24.03.2016)

(51) International Patent Classification:
A63C 17/01 (2006.01)

(21) International Application Number:
PCT/US2015/049596

(22) International Filing Date:
11 September 2015 (11.09.2015)

(25) Filing Language: English

(26) Publication Language: English

(30) Priority Data:
14/487,955 16 September 2014 (16.09.2014) US
14/806,419 22 July 2015 (22.07.2015) US

(71) Applicant: KARSTEN MANUFACTURING CORPORATION [—/US]; 2201 West Desert Cove, Phoenix, Arizona 85029 (US).

(72) Inventors: MARUSIAK, John R.; 2201 West Desert Cove, Phoenix, Arizona 85029 (US). SOLHEIM, John A.; 2201 West Desert Cove, Phoenix, Arizona 85029 (US). COLE, Eric V.; 2201 West Desert Cove, Phoenix, Arizona 85029 (US).

(74) Agent: JENNY, Paul; 2201 West Desert Cove, Phoenix, Arizona 85029 (US).

(81) Designated States (unless otherwise indicated, for every kind of national protection available): AE, AG, AL, AM, AO, AT, AU, AZ, BA, BB, BG, BH, BN, BR, BW, BY, BZ, CA, CH, CL, CN, CO, CR, CU, CZ, DE, DK, DM, DO, DZ, EC, EE, EG, ES, FI, GB, GD, GE, GH, GM, GT, HN, HR, HU, ID, IL, IN, IR, IS, JP, KE, KG, KN, KP, KR, KZ, LA, LC, LK, LR, LS, LU, LY, MA, MD, ME, MG, MK, MN, MW, MX, MY, MZ, NA, NG, NI, NO, NZ, OM, PA, PE, PG, PH, PL, PT, QA, RO, RS, RU, RW, SA, SC, SD, SE, SG, SK, SL, SM, ST, SV, SY, TH, TJ, TM, TN, TR, TT, TZ, UA, UG, US, UZ, VC, VN, ZA, ZM, ZW.

(84) Designated States (unless otherwise indicated, for every kind of regional protection available): ARIPO (BW, GH, GM, KE, LR, LS, MW, MZ, NA, RW, SD, SL, ST, SZ, TZ, UG, ZM, ZW), Eurasian (AM, AZ, BY, KG, KZ, RU, TJ, TM), European (AL, AT, BE, BG, CH, CY, CZ, DE, DK, EE, ES, FI, FR, GB, GR, HR, HU, IE, IS, IT, LT, LU, LV, MC, MK, MT, NL, NO, PL, PT, RO, RS, SE, SI, SK, SM, TR), OAPI (BF, BJ, CF, CG, CI, CM, GA, GN, GQ, GW, KM, ML, MR, NE, SN, TD, TG).

Published:

— with international search report (Art. 21(3))

(54) Title: DUAL AXLE SKATEBOARD, TRUCK, AND METHOD

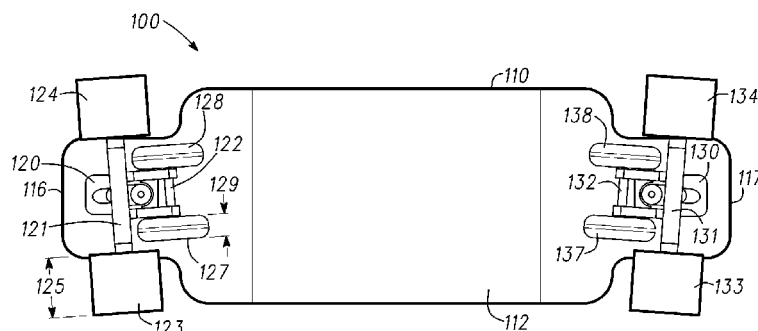


Fig. 1

(57) Abstract: Improved skateboards and methods of obtaining or providing skateboards with improved trucks. Trucks have two axles or axes, two primary wheels, and two secondary wheels, and skateboards have eight wheels, four in front and four at the rear portion of the skateboard. The four primary wheels support most or all of the weight of the skateboard when the skateboard is on a flat surface, and the two secondary wheels support the weight of one portion of the skateboard (e.g., front or rear) when the primary wheels cross a crack (e.g., a sidewalk contraction joint). In various embodiments, the secondary wheels are located outboard of the primary wheels. Further, in a number of embodiments, the axis of rotation or axle of the primary wheels remains parallel to that of the secondary wheels, whether the skateboard is going straight or turning.

Title: **DUAL AXLE SKATEBOARD, TRUCK, AND METHOD**

Related Patent Applications

[0001] This claims priority to U.S. Patent Application Serial Number 14/806,419, filed on July 22, 2015, which is a continuation-in-part (CIP) of, and claims priority to, U.S. Patent Application Serial Number 14/487,955, filed on September 16, 2014. These priority patent applications have at least one inventor in common with the current patent application and the same assignee. The contents of the priority patent applications are incorporated herein by reference.

Field of the Invention

[0002] This invention relates to skateboards, trucks for skateboards, and methods of obtaining and providing skateboards, and other apparatuses, that glide better over cracks, for example, in a sidewalk.

Background of the Invention

[0003] Skateboards have been ridden for over half of a century for recreation and as a convenient and entertaining form of transportation. Skateboards have an advantage over most other wheeled forms of transportation in that they can be easily picked up and carried at the destination, for example, into a building. In addition, skilled riders have learned how to perform many different tricks on skateboards and competitions have been held between skateboarders to demonstrate their skills. Skateboards have also been used for cross training and skills development for other balance-oriented sports such as surfing and snowboarding. Skateboards have been ridden on various surfaces including concrete sidewalks that contain various cracks including contraction joints or control joints and expansion joints. When a skateboard is ridden over such a crack, the wheels of the skateboard have descended into the crack and then popped back up when the wheels hit the other side of the crack. This has resulted in detrimental effects including noise, shock to the rider, and impacts on the handling of the skateboard. As a result, skateboard parks have been built that avoid or minimize cracks in the riding surface, among other things. In addition, skateboard wheels have been made larger, have been made from a softer material, or both, to reduce the amount of shock and noise generated when the wheels hit a crack or other irregularity in the riding surface. Room for improvement, however, or potential for benefit or improvement exists to make skateboards ride

better over cracks in the sidewalk or riding surface. Needs or potential for benefit or improvement exist for skateboards that glide over cracks, that are inexpensive to manufacture, that utilize existing components to a greater extent, that roll with little friction, that are stable, that handle well, that are suitable for performing various tricks, that are less complex than alternatives, that can be readily manufactured, that are easy to use, that are reliable, that have a long life, that are compact, that can withstand extreme environmental conditions, or a combination thereof, as examples, in whole or in part. Other needs or potential for benefit or improvement may also be described herein or known in the skateboard field. Room for improvement exists over the prior art in these and other areas that may be apparent to a person of ordinary skill in the art having studied this document. Even an incremental improvement over the prior art can make a significant difference in the success of a product in this competitive industry.

Summary of the Invention

[0003a] According to one broad form of the invention, there is provided a skateboard to be ridden by a rider having a weight, the skateboard comprising: a body comprising a top surface for supporting the rider of the skateboard, a bottom surface opposite the top surface, a front portion, and a rear portion opposite the front portion; a front truck attached to the bottom surface of the body of the skateboard at the front portion of the body, the front truck comprising: a primary front axle; two primary front wheels rotatably mounted on the primary front axle; at least one secondary front axle that is parallel to the primary front axle; and two secondary front wheels rotatably mounted on the at least one secondary front axle; and a rear truck attached to the bottom surface of the body of the skateboard at the rear portion of the body, the rear truck comprising: a primary rear axle; two primary rear wheels rotatably mounted on the primary rear axle; at least one secondary rear axle that

is parallel to the primary rear axle; and two secondary rear wheels rotatably mounted on the at least one secondary rear axle; wherein the primary front axle is positioned so that the two primary front wheels extend further from the top surface of the body than the secondary front wheels, and the primary rear axle is positioned so that the two primary rear wheels extend further from the top surface of the body than the secondary rear wheels, so that when the skateboard is ridden on a flat plane, at least 75 percent of the weight of the rider is supported by the two primary front wheels and the two primary rear wheels.

[0003b]

According to another broad form of the invention, there is provided a skateboard to be ridden by a rider having a weight, the skateboard comprising: a body comprising a top surface for supporting the rider of the skateboard, a bottom surface opposite the top surface, a front portion, and a rear portion opposite the front portion; a front truck attached to the bottom surface of the body of the skateboard at the front portion of the body, the front truck comprising: a primary front axle; two primary front wheels rotatably mounted on the primary front axle; at least one secondary front axle that is parallel to the primary front axle; and two secondary front wheels rotatably mounted on the at least one secondary front axle; and a rear truck attached to the bottom surface of the body of the skateboard at the rear portion of the body, the rear truck comprising: a primary rear axle; two primary rear wheels rotatably mounted on the primary rear axle; at least one secondary rear axle that is parallel to the primary rear axle; and two secondary rear wheels rotatably mounted on the at least one secondary rear axle; wherein: the primary front axle is located in front of the at least one secondary front axle; the at least one secondary rear axle is located in front of the primary rear axle; the two primary front wheels each have a primary front wheel width, the two secondary front wheels each have a secondary front wheel width, and the primary front wheel width is greater than the secondary front wheel width; the two primary rear wheels each have a

primary rear wheel width, the two secondary rear wheels each have a secondary rear wheel width, and the primary rear wheel width is greater than the secondary rear wheel width; the two primary front wheels each have a primary front wheel diameter and a front axle spacing distance between the primary front axle and the at least one secondary front axle is less than the primary front wheel diameter; the two primary rear wheels each have a primary rear wheel diameter and a rear axle spacing distance between the primary rear axle and the at least one secondary rear axle is less than the primary rear wheel diameter; the two secondary front wheels each have a secondary front wheel diameter and the front axle spacing distance between the primary front axle and the at least one secondary front axle is less than the secondary front wheel diameter; the two secondary rear wheels each have a secondary rear wheel diameter and the rear axle spacing distance between the primary rear axle and the at least one secondary rear axle is less than the secondary rear wheel diameter; the two secondary front wheels are located closer together than the two primary front wheels and the two secondary front wheels extend between the two primary front wheels; the two secondary rear wheels are located closer together than the two primary rear wheels and the two secondary rear wheels extend between the two primary rear wheels; and wherein the primary front axle is positioned so that the two primary front wheels extend further from the top surface of the body than the secondary front wheels, and the primary rear axle is positioned so that the two primary rear wheels extend further from the top surface of the body than the secondary rear wheels, so that when the skateboard is ridden on a flat plane, at least 75 percent of the weight of the rider is supported by the two primary front wheels and the two primary rear wheels.

[0003c] According to another broad form of the invention, there is provided a skateboard to be ridden by a rider having a weight, the skateboard comprising: a body comprising a top surface for supporting the rider of

the skateboard, a bottom surface opposite the top surface, a front portion, and a rear portion opposite the front portion; a front truck attached to the bottom surface of the body of the skateboard at the front portion of the body, the front truck comprising: a primary front axle; two primary front wheels rotatably mounted on the primary front axle; at least one secondary front axle that is parallel to the primary front axle; and two secondary front wheels rotatably mounted on the at least one secondary front axle; and a rear truck attached to the bottom surface of the body of the skateboard at the rear portion of the body, the rear truck comprising: a primary rear axle; two primary rear wheels rotatably mounted on the primary rear axle; at least one secondary rear axle that is parallel to the primary rear axle; and two secondary rear wheels rotatably mounted on the at least one secondary rear axle; wherein: the primary front axle is located in front of the at least one secondary front axle; the at least one secondary rear axle is located in front of the primary rear axle; the two primary front wheels each have a primary front wheel width, the two secondary front wheels each have a secondary front wheel width, and the primary front wheel width is greater than the secondary front wheel width; the two primary rear wheels each have a primary rear wheel width, the two secondary rear wheels each have a secondary rear wheel width, and the primary rear wheel width is greater than the secondary rear wheel width; the two primary front wheels each have a primary front wheel diameter and a front axle spacing distance between the primary front axle and the at least one secondary front axle is less than the primary front wheel diameter; the two primary rear wheels each have a primary rear wheel diameter and a rear axle spacing distance between the primary rear axle and the at least one secondary rear axle is less than the primary rear wheel diameter; the two secondary front wheels each have a secondary front wheel diameter and the front axle spacing distance between the primary front axle and the at least one secondary front axle is less than the secondary front wheel

diameter; the two secondary rear wheels each have a secondary rear wheel diameter and the rear axle spacing distance between the primary rear axle and the at least one secondary rear axle is less than the secondary rear wheel diameter; the two secondary front wheels are located closer together than the two primary front wheels and the two secondary front wheels extend between the two primary front wheels; the two secondary rear wheels are located closer together than the two primary rear wheels and the two secondary rear wheels extend between the two primary rear wheels; and wherein the primary front axle is positioned so that the two primary front wheels extend further from the top surface of the body than the secondary front wheels, and the primary rear axle is positioned so that the two primary rear wheels extend further from the top surface of the body than the secondary rear wheels, so that when the skateboard is ridden on a flat plane, at least 75 percent of the weight of the rider is supported by the two primary front wheels and the two primary rear wheels.

[0003d] According to another broad form of the invention, there is provided a skateboard to be ridden by a rider having a weight, the skateboard comprising: a body comprising a top surface for supporting the rider of the skateboard, a bottom surface opposite the top surface, a front portion, and a rear portion opposite the front portion; a front truck attached to the bottom surface of the body of the skateboard at the front portion of the body, the front truck comprising: a primary front axle; two primary front wheels rotatably mounted on the primary front axle; at least one secondary front axle that is parallel to the primary front axle; and a secondary front wheel rotatably mounted on the at least one secondary front axle; and a rear truck attached to the bottom surface of the body of the skateboard at the rear portion of the body, the rear truck comprising: a primary rear axle; two primary rear wheels rotatably mounted on the primary rear axle; at least one secondary rear axle that is parallel to the primary rear axle; and a secondary rear wheel rotatably mounted on the

at least one secondary rear axle; wherein the primary front axle is positioned so that the two primary front wheels extend further from the top surface of the body than the secondary front wheel, and the primary rear axle is positioned so that the two primary rear wheels extend further from the top surface of the body than the secondary rear wheel, so that when the skateboard is ridden on a flat plane, at least 75 percent of the weight of the rider is supported by the two primary front wheels and the two primary rear wheels.

Brief Description of the Drawings

- [0004] FIG. 1 is a bottom view of a skateboard having two dual-axle trucks, the skateboard having four primary wheels and four secondary wheels, the skateboard shown with the trucks, axles, and wheels in the position when the skateboard turns to the right, and shown with the front of the skateboard on the left hand side of this view, this embodiment having the primary wheels outboard of the secondary wheels;
- [0005] FIG. 2 is a left side view of the skateboard shown in FIG. 1, except shown with the wheels and body positioned so that the skateboard is turning to the left (*e.g.*, toward the viewer);

- [0006]** FIG. 3 is a front view of the skateboard of FIGS. 1 and 2 shown with the wheels and body positioned so that the skateboard is turning to the right;
- [0007]** FIG. 4 is a top view of the skateboard shown in FIGS. 1 to 3, shown with the wheels positioned so that the skateboard is turning to the left;
- [0008]** FIG. 5 is a left side detail view of a front truck of the skateboard of FIGS. 1 to 4 showing how the secondary wheels do not contact the riding surface, in this embodiment, if the riding surface is a flat plane;
- [0009]** FIG. 6 is a left side detail view of the front truck of FIG. 5 of the skateboard of FIGS. 1 to 4 showing how the front secondary wheels support the front of the skateboard, in this embodiment, when the primary front wheels cross a crack in the riding surface, such as a sidewalk contraction joint;
- [0010]** FIG. 7 is a flow chart illustrating an example of a method of obtaining or providing a skateboard (e.g., shown in FIGS. 1-6 or 8-10) that will glide over sidewalk cracks;
- [0011]** FIG. 8 is a bottom view of another embodiment of a skateboard having two dual-axle trucks, this embodiment of a skateboard also having four primary wheels and four secondary wheels, the skateboard shown with the trucks, axles, and wheels in the position when the skateboard turns to the right, and shown with the front of the skateboard on the left hand side of this view, this embodiment having the secondary wheels outboard of the primary wheels;
- [0012]** FIG. 9 is a left side view of the skateboard shown in FIG. 8, except shown with the wheels and body positioned so that the skateboard is turning to the left (e.g., toward the viewer); and

- [0013]** FIG. 10 is a front view of the skateboard of FIGS. 8 and 9 shown with the wheels and body positioned so that the skateboard is turning to the right.
- [0014]** FIG. 11 is a bottom view of a skateboard having two dual-axle trucks, the skateboard having four primary wheels and two secondary wheels.
- [0015]** FIG. 12 is a bottom view of another embodiment of a skateboard having two dual-axle trucks, the skateboard having four primary wheels and two secondary wheels.
- [0016]** These drawings illustrate, among other things, examples of certain aspects of particular embodiments of the invention. Other embodiments may differ. For example, in some embodiments, components or acts may be omitted, or acts may be performed in a different order. Various embodiments may include aspects shown in the drawings, described in the specification, shown or described in other documents that are incorporated by reference, known in the art, or a combination thereof, as examples.

Detailed Description of Examples of Embodiments

- [0017]** A number of embodiments of the subject matter described herein include improved trucks for skateboards, skateboards having improved trucks, and methods, for example, of obtaining or providing skateboards with improved trucks or improved trucks for skateboards. In a number of embodiments, skateboards have eight wheels, four at the front of the skateboard and four at the rear of the skateboard. These eight wheels consist, in a number of embodiments, of four primary wheels, that support most or all of the weight of the skateboard most of the time, and four secondary wheels that support the weight of

one end of the skateboard (e.g., the front or the rear) when the primary wheels cross a crack (e.g., in the sidewalk). In various embodiments, two primary wheels are located at the front of the skateboard and two primary wheels are located at the rear of the skateboard. Similarly, in a number of embodiments, two secondary wheels are located at the front of the skateboard and two secondary wheels are located at the rear of the skateboard. In some embodiments, the primary wheels are located outboard of the secondary wheels. In other embodiments, however, the secondary wheels are located outboard of the primary wheels. Further, in a number of embodiments, in each truck, the axis of rotation or axle of the primary wheels remains parallel to the axis of rotation or axle of the secondary wheels, whether the skateboard is going straight or turning.

[0018] FIGS. 1 to 6 illustrates an example of a skateboard, skateboard **100**, to be ridden by a rider (not shown). The rider has a weight [*i.e.*, the rider's body weight, clothing, personal protective equipment (e.g., without limitation, helmet, wrist guards, elbow pads, and knee pads, as appropriate) and anything else the rider is wearing or carrying such as a back pack] which is supported by the skateboard when the skateboard is ridden. In the example shown, skateboard **100** includes body **110** having top surface **111** (e.g., shown in FIGS. 2 and 4) for supporting the rider (*i.e.*, of the skateboard), bottom surface **112** (e.g., shown in FIG. 1) opposite top surface **111**, front portion **116**, and rear portion **117** opposite front portion **116**. In this embodiment, skateboard **100** also includes front truck **120** (e.g., shown in FIGS. 1-3, 5, and 6) attached to bottom surface **112** of body **110** of skateboard **100** at front portion **116** of body **110**. In this particular embodiment, front truck **120** includes primary front axle **121**, and two primary front wheels **123** and **124** rotatably mounted (*i.e.*, mounted so they can rotate) on primary front axle **121**. In a number of embodiments, the wheels (e.g., **123** and

124) rotate about the axle (e.g., axle **121**), on ball bearings (not shown).

[0019] Further, in various embodiments, such a truck (e.g., **120**) includes at least one secondary front axle. In the embodiment illustrated, for example, truck **120** includes one secondary front axle **122**. Further still, in a number of embodiments, the least one secondary front axle is parallel to the primary front axle, and in the embodiment illustrated, for instance, secondary front axle **122** is parallel to primary front axle **121**. As used herein, two axles are considered to be parallel if they are parallel to within 10 degrees. In a number of embodiments, however, the primary and secondary axles are parallel to within a smaller angle. In various embodiments, for example, the primary and secondary axles are parallel to within 5, 4, 3, 2, or 1 degrees, as examples, or within an even smaller angle. In a number of embodiments the primary and secondary axles remain parallel when the skateboard (e.g., **100**) turns, for instance, as a result of the rider tilting the skateboard to one side or leaning.

[0020] Even further, in the embodiment illustrated, truck **120** includes two secondary front wheels **127** and **128** that are rotatably mounted on the at least one secondary front axle **122**. In this embodiment, there is just one secondary axle (e.g., secondary front axle **122**), but in other embodiments, there are two secondary axles, for instance, one for each wheel (e.g., front wheels **127** and **128**). Moreover, in some embodiments having two secondary axles, the two secondary axles are in line with each other and have a common centerline (e.g., as used herein, to within 10 degrees and to within the diameter of the secondary axle, unless stated otherwise). Other embodiments, however, may differ.

[0021] In the embodiment shown, skateboard **100** also includes rear truck **130** (e.g., shown in FIGS. 1 and 2) attached to bottom surface **112** of body **110** of skateboard **100** at rear portion **117** of body **110**. In some embodiments, rear truck **130** is the same as front truck **120**, except turned around **180** degrees (e.g., as used herein, to within 10 degrees, unless stated otherwise, and in some embodiments, to within 5, 4, 3, 2, or 1 degrees, as examples, or within an even smaller angle). In the embodiment depicted, rear truck **130** includes primary rear axle **131**, and two primary rear wheels **133** and **134** rotatably mounted on primary rear axle **131**. Various embodiments include at least one secondary rear axle (e.g., **132**) that is parallel to the primary rear axle (e.g., **131**). In this particular embodiment, for example, truck **130** includes one secondary rear axle **132** that is parallel to primary rear axle **131**. Further, rear truck **130**, in this particular embodiment, includes two secondary rear wheels **137** and **138** that are rotatably mounted on secondary rear axle **132**.

[0022] As shown in FIG. 5, in the embodiment illustrated, primary front axle **121** is positioned (e.g., on skateboard **100**, on truck **120**, or both), so that the two primary front wheels **124** (shown) and **123** (behind and in line with **124** from the perspective of FIG. 5) extend further from top surface **111** (depicted by a line in FIG. 5, representing a side view of a plane) of body **110** (shown in FIGS. 1-4) of skateboard **100** than secondary front wheels **127** (shown in FIG. 5) and **128** (behind and in line with **127** from the perspective of FIG. 5). As used herein, in this context, top surface **111** is assumed to be a flat plane that is parallel to a plane running through primary axles **121** and **131** (e.g., shown in FIG. 2). In embodiments where top surface **111** is not actually a flat plane, as used herein, in this context, surface **111** should be assumed to be a flat plane that passes through the top of the skateboard and is parallel to a plane running through primary axles **121** and **131**. Further, in the embodiment illustrated, truck **130** is the same as truck

120 shown in FIG. 5 except opposite hand. In this embodiment, primary rear axle **131** (corresponding to axle **121** shown in FIG. 5) is positioned so that the two primary rear wheels **133** and **134** (corresponding to wheel **124** shown in FIG. 5) extend further from top surface **111** of body **110** than the secondary rear wheels **137** and **138** (corresponding to wheel **127** shown in FIG. 5).

[0023] In various embodiments, when a skateboard (e.g., **100**) is ridden on a flat plane, at least 75 percent of the weight of the rider is supported by the primary wheels (e.g., the two primary front wheels and the two primary rear wheels) rather than the secondary wheels. In the embodiment shown (e.g., in FIG. 5), primary front axle **121** is positioned so that the two primary front wheels **123** and **124** extend further from top surface **111** than secondary front wheels **127** and **128**. Similarly, referring to FIG. 2, in a number of embodiments, primary rear axle **131** is positioned so that the two primary rear wheels **133** and **134** extend further from top surface **111** than secondary rear wheels **137** and **138** (e.g., similar to FIG. 5 except opposite hand). As a result, dimension **510** shown in FIG. 5 is greater than dimension **520**, and the two primary front wheels **123** and **124** contact flat plane **555** (e.g., a flat section of sidewalk between cracks) while secondary front wheels **127** and **128** do not contact flat plane **555**. Consequently, primary front wheels **123** and **124** support 100 percent of the weight of the rider that is supported by front portion **116** and truck **120** of skateboard **100**, and secondary front wheels **127** and **128** support none of the weight of the rider that is supported by front portion **116** and truck **120** of skateboard **100**. Similarly, in a number of embodiments, primary rear wheels **133** and **134** support 100 percent of the weight of the rider that is supported by rear portion **117** and truck **130** of skateboard **100**, and secondary rear wheels **137** and **138** support none of the weight of the rider that is supported by rear portion **116** and truck **130** of skateboard **100**.

[0024] Thus, in the embodiment illustrated, when skateboard **100** is ridden on a flat plane (e.g., **555**), at least (e.g., more than) 75 percent of the weight of the rider is supported by the two primary front wheels **123** and **124** and the two primary rear wheels **133** and **134**. In different embodiments, however, when the skateboard is ridden on a flat plane (e.g., **555**), at least 50, 60, 70, 80, 90, or 95 percent of the weight of the rider is supported by the two primary front wheels and the two primary rear wheels, as examples, while the remainder is supported by the secondary wheels. In some embodiments, this percentage may vary, depending, for example, on the weight of the rider as the body of the skateboard may flex or bend as a result of the weight of the rider. As used herein this percentage should be determined using a rider that weighs 100 pounds under steady state conditions with no vertical acceleration.

[0025] FIG. 6 illustrates that when primary front wheels **124** (shown) and **123** (behind and in line with wheel **124**) cross crack **666** (e.g., a contraction joint in sidewalk **525**), primary front wheels **123** and **124** drop part way into crack **666** and truck **120** and front portion **116** of skateboard **100** are supported by secondary rear wheels **127** and **128** and secondary front axle **122**. In the embodiment illustrated, the same is true for rear truck **130** and the primary and secondary rear wheels, except opposite hand. At the instant shown in FIG. 6, for the particular dimensions (e.g., width and depth) of crack **666**, primary front wheels **123** and **124** are no longer in contact with sidewalk **525**. This may depend on the dimensions of crack **666** and the angle at which skateboard **100** crosses crack **666**, and other embodiments may differ. Secondary rear wheels **137** and **138** cross crack **666** before primary rear wheels **133** and **134**, if skateboard **100** is moving forward, and secondary rear wheels **137** and **138** are supported by flat plane **545** of sidewalk **525** when primary rear wheels **133** and **134** cross crack **666** (e.g., the same as FIG. 6 but opposite hand).

[0026] In the embodiment illustrated, skateboard **100** is crossing crack **666** at a 90 degree angle. This can be a frequent occurrence for contraction joints and expansion joints in sidewalks that are perpendicular to the length of the sidewalk, and can also be encountered at isolation joints, for example, between a driveway and a sidewalk. In a number of embodiments, skateboard **100** may glide over cracks better or more easily if dimension **510**, shown in FIG. 5, is close to dimension **520**, but if dimension **510** is too close to dimension **520**, the secondary wheels may touch the sidewalk continuously or more frequently and create undesirable drag or affect the handling characteristics of the skateboard. In some embodiments, however, the drag and handling characteristics are not an issue, or these issues are ameliorated or otherwise addressed, and dimension **510** is equal to or close to dimension **520**. In various embodiments, the truck, skateboard, or both, are constructed so that the support of the primary and secondary axles are stiff so that the secondary wheels do not lift up very much when weight is transferred onto them, so the primary wheels do not spring downward when they cross a crack, or both. In various embodiments, the primary and secondary axles are suspended independently (e.g., rather than having a pivot between them that allows weight to be shared by the two axles).

[0027] In some embodiments, the skateboard, trucks, or both, are configured so the primary front axle is located in front of the at least one secondary front axle, the at least one secondary rear axle is located in front of the primary rear axle, or both. FIGS. 1-4 illustrate an example of such an embodiment. As used herein, in this context, "in front of" means farther in the direction that is towards front portion **116** and away from rear portion **117**, for example. In the embodiment illustrated in FIGS. 1-4, primary front axle **121** is located in front of secondary front axle **122**, and secondary rear axle **132** is located in front of primary rear axle **131**.

[0028] In other embodiments, the skateboard, trucks, or both, are configured so the at least one secondary front axle is located in front of the primary front axle, the primary rear axle is located in front of the at least one secondary rear axle, or both. FIGS. 8-10 illustrate an example of such an embodiment.

[0029] FIGS. 8 to 10 illustrates an example of a skateboard, skateboard **800**, which may be similar to skateboard **100** previously described except as described herein. In the example shown, skateboard **800** includes body **110** having top surface **111** (e.g., shown in FIGS. 9 and 10) for supporting the rider (i.e., of the skateboard), bottom surface **112** (e.g., shown in FIG. 8) opposite top surface **111**, front portion **116**, and rear portion **117** opposite front portion **116**. In this embodiment, skateboard **800** also includes front truck **820** (e.g., shown in FIGS. 8-10) attached to bottom surface **112** of body **110** of skateboard **800** at front portion **116** of body **110**. In this particular embodiment, front truck **820** includes primary front axle **121**, and two primary front wheels **123** and **124** rotatably mounted (i.e., mounted so they can rotate) on primary front axle **121**. Further, front truck **820**, in this particular embodiment, includes two secondary front wheels **127** and **128** that are rotatably mounted on secondary front axle **122**.

[0030] In the embodiment shown, skateboard **800** also includes rear truck **830** (e.g., shown in FIGS. 8 and 9) attached to bottom surface **112** of body **110** of skateboard **100** at rear portion **117** of body **110**. In some embodiments, rear truck **830** is the same as front truck **820**, except turned around **180** degrees (e.g., as used herein, to within 10 degrees, unless stated otherwise, and in some embodiments, to within 5, 4, 3, 2, or 1 degrees, as examples, or within an even smaller angle). In the embodiment depicted, rear truck **830** includes primary rear axle **131**, and two primary rear wheels **133** and **134** rotatably mounted on primary rear axle **131**. Further, rear truck **830**, in this particular

embodiment, includes two secondary rear wheels **137** and **138** that are rotatably mounted on secondary rear axle **132**. In the embodiment illustrated in FIGS. 8-10, secondary front axle **122** is located in front of primary front axle **121**, and primary rear axle **131** is located in front of secondary rear axle **132**.

[0031] Further, in various embodiments, the two primary front wheels each have a primary front wheel width, the two secondary front wheels each have a secondary front wheel width, and the primary front wheel width is greater than the secondary front wheel width. In the embodiments depicted, the two primary front wheels **123** and **124** each have primary front wheel width **125** shown on FIGS. 1 and 8 for right primary front wheel **123**, and the two secondary front wheels **127** and **128** each have secondary front wheel width **129** shown on FIGS. 1 and 8 for right secondary front wheel **127**. In these examples, the two primary front wheels **123** and **124** each have the same primary front wheel width (*i.e.*, **125**), and the two secondary front wheels **127** and **128** each have the same secondary front wheel width (*i.e.*, **129**). Still further, in these embodiments, primary front wheel width **125** is greater than secondary front wheel width **129**. In various embodiments, the primary wheels can be wider to make the skateboard more stable, to provide better adhesion in cornering, so that a softer compound can be used for the wheels, so the wheels will last longer, or a combination thereof, as examples. In different embodiments, for example, the primary wheels are 1.25, 1.5, 1.75, 2, 2.25, 2.5, 2.75, 2.9, 3, 3.1 3.25, 3.5, 3.75, 4, 4.25, 4.5, 4.75, 5, 5.5, 6, 7, or 8 times wider than the secondary wheels, as examples.

[0032] Moreover, in a number of embodiments, the two primary rear wheels each have a primary rear wheel width, the two secondary rear wheels each have a secondary rear wheel width, and the primary rear wheel width is greater than the secondary rear wheel width. In the

embodiments illustrated, the front and rear wheels are the same. Thus, the two primary rear wheels **133** and **134** each have primary rear wheel width that is equal to primary front wheel width **125**, the two secondary rear wheels **137** and **138** each have a secondary rear wheel width that is equal to secondary front wheel width **129**, and the primary rear wheel width is greater than the secondary rear wheel width. Other embodiments may differ.

[0033] In a number of embodiments, the two primary front wheels each have a primary front wheel diameter, a secondary front wheel diameter, and a front axle spacing distance between primary front axle and the at least one secondary front axle is less than the primary front wheel diameter, the secondary front wheel diameter, or both. Moreover, in some embodiments, the front axle spacing distance between primary front axle and the at least one secondary front axle is less than the primary front wheel diameter plus the secondary front wheel diameter, that sum divided by two. In the embodiments illustrated, the two primary front wheels **123** and **124** each have a primary front wheel diameter **625** shown in FIG. 6 and a front axle spacing distance **650** between primary front axle **121** and secondary front axle **122**. Further, in this embodiment, front axle spacing distance **650** is less than the primary front wheel diameter **625**. Further still, in the embodiment shown in FIGS. 1-4, for example, as mentioned, truck **130** is the same as truck **120** except opposite hand, and the two primary rear wheels **133** and **134** each have a primary rear wheel diameter that is equal to primary front wheel diameter **625** shown in FIG. 6 and a rear axle spacing distance between primary rear axle **131** and secondary rear axle **132** that is equal to front axle spacing distance **650** between primary front axle **121** and secondary front axle **122**, which is less than the primary rear wheel diameter.

[0034] In addition, in the embodiment shown in FIG. 6, the two secondary front wheels **127** and **128** each have a secondary front wheel diameter **629** and the front axle spacing distance **650** between primary front axle **121** and secondary front axle **122** is less than secondary front wheel diameter **629**. Similarly, in this embodiment, the two secondary rear wheels **137** and **138** each have a secondary rear wheel diameter that is equal to secondary front wheel diameter **629** and a rear axle spacing distance between primary rear axle **131** and at least one secondary rear axle **132** that is equal to front axle spacing distance **650** and that is less than the secondary rear wheel diameter. Still further, in this embodiment, front axle spacing distance **650** is less than the primary front wheel diameter **625** plus the secondary front wheel diameter **629**, all divided by two. Even further, in the embodiment shown, the same is true for rear truck **130**. Namely, the rear axle spacing distance is less than the primary rear wheel diameter plus the secondary rear wheel diameter, all divided by two. Further, skateboard **800** and trucks **820** and **830** shown in FIGS. 8-10 may be similar.

[0035] Furthermore, in the embodiment illustrated, the two secondary front wheels **127** and **128** are located closer together (e.g., as shown in FIGS. 1, 3, 8, and 10), than the two primary front wheels **123** and **124**. In other words, the distance between right secondary front wheel **127** and left secondary front wheel **128** is less, in a number of embodiments, than the distance between right primary front wheel **123** and left primary front wheel **124**. In other words, the primary wheels have a wider track than the secondary wheels in a number of embodiments. This makes the skateboard (e.g., **100** or **800**) more stable on the primary wheels, which are the wheels that support most of the weight under most circumstances, in many embodiments. Moreover, in various embodiments, the two secondary front wheels, for example, **127** and **128** extend between the two primary front wheels,

for instance, **123** and **124**. This can be seen, for example, in FIGS. 1, 2, 5, 6,, 8, and 9, and is particularly clear in the side views of FIGS. 2, 5, 6,, and 9 where part of secondary front wheel **128** is hidden behind primary wheel **124**. Similarly, in the embodiments depicted, the two secondary rear wheels **137** and **138** are located closer together than the two primary rear wheels **133** and **134** and the two secondary rear wheels **137** and **138** extend between the two primary rear wheels **133** and **134**. This allows the primary and secondary axles in each truck to be located more closely together. Other embodiments, however, may differ.

[0036] In some embodiments (e.g., as shown), the primary front wheels (e.g., **123** and **124**) are the same as the primary rear wheels (e.g., **133** and **134**), but in other embodiments, the primary front wheels are larger than the primary rear wheels. In some embodiments, this difference in wheel size (e.g., diameter) is selected because the front wheels are more likely to hang up on a small stone or other obstacle when the skateboard (e.g., **100** or **800**) is going forward. Further, in some embodiments, the primary wheels (e.g., **123** and **124**, **133** and **134**, or both) are larger in diameter than the secondary wheels, while in other embodiments, the primary wheels are smaller in diameter than the secondary wheels. Further still, while the relative dimensions shown provide an example of relative sizes of components, in other embodiments, the primary wheels are larger (e.g., in diameter), for example, for riding on surfaces that are more uneven. Still further, in some embodiments, the size or diameter (e.g., **625** and **629**) of the primary and secondary wheels can be selected or controlled to control the amount of weight supported by the secondary wheels when riding on a flat plane (e.g., **555**), for instance, from zero (e.g., not contacting) to 50 percent. Even further, in some embodiments, the height of the primary and secondary axles can be selected or controlled to control

the amount of weight supported by the secondary wheels when riding on a flat plane (e.g., **555**), for instance, from zero to 50 percent.

[0037] Further, in some embodiments, some or all of the primary wheels are larger in diameter than some or all of the secondary wheels, while in other embodiments, some or all of the primary wheels are smaller in diameter than some or all of the secondary wheels. Thus, in some embodiments, primary front wheel diameter **625**, shown in FIG. 6 is greater than secondary front wheel diameter **629**, while in other embodiments, primary front wheel diameter **625**, shown in FIG. 6 is less than secondary front wheel diameter **629**. Still further, in certain embodiments, some or all of the primary wheels have the same diameter as some or all of the secondary wheels, and in particular embodiments, primary front wheel diameter **625**, for example, is equal to secondary front wheel diameter **629**. In particular embodiments, for example, primary front wheels **123** and **124** are larger in diameter than secondary front wheels **127** and **128**, while in other embodiments, primary front wheels **123** and **124** are smaller in diameter than secondary front wheels **127** and **128**, and in certain embodiments, primary front wheels **123** and **124** are the same size in diameter as secondary front wheels **127** and **128**. Similarly, in certain embodiments, primary rear wheels **133** and **134** are larger in diameter than secondary rear wheels **137** and **138**, while in other embodiments, primary rear wheels **133** and **134** are smaller in diameter than secondary rear wheels **137** and **138**, and in certain embodiments, primary rear wheels **133** and **134** are the same size in diameter as secondary rear wheels **137** and **138**.

[0038] In addition to complete skateboards, various embodiments include certain trucks for a skateboard, for example, to be ridden by a rider having a weight. Trucks **120** and **130** shown in FIGS. 1-3, 5, and 6, and trucks **820** and **830** shown in FIGS. 8-10 are examples. In a

number of embodiments, such a truck can include a mounting surface for attaching the truck to a body of a skateboard, a primary axle, two primary wheels rotatably mounted on the primary axle, at least one secondary axle that is parallel to the primary axle, and two secondary wheels rotatably mounted on the at least one secondary axle, for example. Referring to FIGS. 5 and 6, truck **120**, for example, includes mounting surface **515** for attaching truck **120** to a body of a skateboard (e.g., to body **110** of skateboard **100**), primary (front) axle **121**, and two primary (front) wheels **123** and **124** (the later shown, for example, in FIGS. 1-4), which are rotatably mounted on primary (front) axle **121**. Further, in this embodiment, truck **120** also includes at least one (i.e., one) secondary (front) axle **122** that is parallel to primary (front) axle **121**, and two secondary (front) wheels **127** and **128** that are rotatably mounted on secondary (front) axle **122**. Truck **820** shown in FIGS. 8-10 may be similar except as described herein.

[0039]

In various embodiments, the two primary wheels each have a primary wheel diameter, the two secondary wheels each have a secondary wheel diameter, an axle spacing distance between the primary axle and the at least one secondary axle is less than the primary wheel diameter, and the axle spacing distance between the primary axle and the at least one secondary axle is less than the secondary wheel diameter. For example, in the embodiment illustrated, the two primary wheels **123** and **124** each have primary wheel diameter **625** shown in FIG. 6, the two secondary wheels (e.g., **127** and **128**) each have secondary wheel diameter **629**, axle spacing distance **650** between primary axle **121** and secondary axle **122** is less than primary wheel diameter **625**, and axle spacing distance **650** is less than secondary wheel diameter **629**. Different embodiments include some or all of these relationships.

[0040] In the embodiment illustrated of truck **120**, primary axle **121** is positioned so that the two primary wheels **123** and **124** extend further from mounting surface **515** of truck **120** than the two secondary wheels **127** and **128**. Truck **820** may be similar except as described herein. In some embodiments, when two of the trucks (e.g., two trucks **120** or one each of trucks **120** and **130** where trucks **120** and **130** are the same, or two trucks **820** or one each of trucks **820** and **830** where trucks **820** and **830** are the same) are attached to the body (e.g., **110**) of a skateboard (e.g., **100** or **800**), at least 75 percent of the weight of the rider is supported by the primary wheels (e.g., **123** and **124**, or **123**, **124**, **133**, and **134**) on the two trucks (e.g., **120**, **120** and **130**, **820**, or **820** and **830**) when the skateboard (e.g., **100** or **800**) is ridden on a flat plane (e.g., **555**). As mentioned, in other embodiments, this percentage may differ. Further, in some embodiments, the skateboard has a flat and horizontal bottom surface (e.g., analogous to **112**) for attachment of the trucks, but in the embodiment illustrated, bottom surface **112** is not flat and mounting surface **515** is not horizontal. Other embodiments can differ.

[0041] In some embodiments, the two primary wheels each have a primary wheel width, the two secondary wheels each have a secondary wheel width, and the primary wheel width is greater than the secondary wheel width. In the embodiments shown, the two primary wheels **123** and **124** each have primary wheel width **125** (shown in FIGS. 1 and 8), the two secondary wheels (**127** and **128** each have secondary wheel width **129** (shown in FIGS. 1 and 8), and primary wheel width **125** is greater than the secondary wheel width **129**. Further, in various embodiments, the truck is configured so that the two secondary wheels are located closer together than the two primary wheels and the two secondary wheels extend between the two primary wheels. In the embodiments illustrated, for example, the two secondary wheels **127** and **128** are located closer together than the

two primary wheels **123** and **124** and the two secondary wheels **127** and **128** extend between the two primary wheels **123** and **124**. Various embodiments include different combinations of the features described herein. All conceivable combinations are contemplated.

[0042] FIGS. 11-12 illustrate another example of a skateboard, skateboard **900**, which may be similar to skateboard **100** and skateboard **800** previously described except as described herein. In the example shown, skateboard **900** includes body **110** having top surface **111** (e.g., shown in FIGS. 11-12) for supporting the rider (*i.e.*, of the skateboard), bottom surface **112** (e.g., shown in FIGS. 11-12) opposite top surface **111**, front portion **116**, and rear portion **117** opposite front portion **116**. In this embodiment, skateboard **900** also includes front truck **920** (e.g., shown in FIGS. 11-12) attached to bottom surface **112** of body **110** of skateboard **900** at front portion **116** of body **110**. In this particular embodiment, front truck **920** includes primary front axle **121**, and two primary front wheels **123** and **124** rotatably mounted (*i.e.*, mounted so they can rotate) on primary front axle **121**. Further, front truck **920**, in this particular embodiment, includes one secondary front wheel **927** rotatably mounted on secondary front axle **122**.

[0043] In the embodiment shown, skateboard **900** also includes rear truck **930** (e.g., shown in FIGS. 11-12) attached to bottom surface **112** of body **110** of skateboard **100** at rear portion **117** of body **110**. In some embodiments, rear truck **930** is the same as front truck **920**, except turned around **180** degrees (e.g., as used herein, to within 10 degrees, unless stated otherwise, and in some embodiments, to within 5, 4, 3, 2, or 1 degrees, as examples, or within an even smaller angle). In the embodiment depicted, rear truck **930** includes primary rear axle **131**, and two primary rear wheels **133** and **134** rotatably mounted on primary rear axle **131**. Further, rear truck **930**, in this particular

embodiment, includes one secondary rear wheel **937** rotatably mounted on secondary rear axle **132**. In the embodiment illustrated in FIG. 11, primary front axle **121** is located in front of secondary front axle **122**, and secondary rear axle **132** is located in front of primary rear axle **131**. In the embodiment illustrated in FIG. 12, secondary front axle **122** is located in front of primary front axle **121**, and primary rear axle **131** is located in front of secondary rear axle **132**.

[0044] Referring to FIGS. 11-12, the secondary front wheel **927** of skateboard **900** has a secondary front wheel width similar to the secondary front wheel width **129** of skateboard **100** and **800**, and the secondary rear wheel **937** of skateboard **900** has a secondary rear wheel width similar to the secondary rear wheel width **129** of skateboard **100** and **800**. Further, the secondary front wheel **927** of skateboard **900** has a secondary front wheel diameter similar to the secondary front wheel diameter **625** of skateboard **100** and **800**, and the secondary rear wheel **937** of skateboard **900** has a secondary rear wheel diameter similar to the secondary rear wheel diameter **625** of skateboard **100** and **800**.

[0045] Further embodiments include various methods, for instance, of obtaining or providing a skateboard, for example, that will glide over sidewalk cracks. As used herein, gliding over a crack means crossing the crack with less noise, with less shock (e.g., in a vertical direction), or with a smoother or more continuous motion, for instance, in comparison to a prior art skateboard, for example, a skateboard without secondary wheels, all other things being equal. Different methods include different combinations of certain acts, which may be performed in a workable order. The order described herein or shown on the drawings is an example of an order in which acts may be performed, but in other embodiments, the acts may be performed in a

different order, at the same time, or during overlapping periods of time, as examples.

[0046] An example of a method is method **700** shown in FIG. 7. Method **700** is an example of a method of obtaining or providing a skateboard (e.g., **100**, **800** or **900**) that will glide over sidewalk cracks (e.g., **666** shown in FIG. 6). Method **700** includes, (e.g., in any order) at least the acts of obtaining or providing a skateboard body (act **701**), obtaining or providing a front truck (act **702**), and obtaining or providing rear truck (e.g., **703**). In some embodiments, one or more of these acts, or another act, may include assembling the skateboard. In other embodiments, however the skateboard may be obtained or provided (e.g., in act **701**, **702**, **703**, or a combination thereof) fully or partially assembled. In some embodiments, multiple or all of the acts of method **700** are performed at the same time. Although the phrase “a skateboard” is used in places herein, in some embodiments, acts are performed for multiple skateboards at one time or in succession, or both, as examples.

[0047] In some embodiments, act **701** of obtaining or providing a skateboard body includes obtaining or providing a skateboard body (e.g., **110**) having a top surface (e.g., **111**) for the rider of the skateboard (e.g., **100**, **800** or **900**) to stand on, a bottom surface (e.g., **112**), for instance, opposite the top surface, a front portion (e.g., **116**), and a rear portion (e.g., **117**), for example, opposite the front portion. Further, in some embodiments, act **702** of obtaining or providing a front truck includes obtaining or providing a front truck (e.g., **120** or **820**), for instance, attached to the bottom surface (e.g., **112**) of the body (e.g., **110**) of the skateboard (e.g., **100**), for example, at the front portion (e.g., **116**) of the body. In a number of embodiments, the front truck (e.g., **120** or **820**) includes two primary front wheels (e.g., **123** and **124**) that rotate, for example, about a common primary front axis (e.g., of

axle **121**) and two secondary front wheels (e.g., **127** and **128**) that rotate, for instance, about a common secondary front axis (e.g., of axle **122**). An example of such an axis, is a centerline of an axle, for example, an axle that is in the shape of a right circular cylinder, for instance, which may include features such as threads, for instance, to secure a self locking nut at each end to secure the wheels, bearing races, threads that secure bearing races, or a combination thereof, as examples. In some embodiments, the secondary front axis is parallel to the primary front axis, for example.

[0048] Similarly, in various embodiments, act **703** of obtaining or providing a rear truck includes obtaining or providing a rear truck (e.g., **130** or **830**), for instance, attached to the bottom surface (e.g., **112**) of the body (e.g., **110**) of the skateboard (e.g., **100**, **800**, or **900**), for example, at a rear portion (e.g., **117**) of the body. In some embodiments, the rear truck (e.g., **130** or **830**) includes two primary rear wheels (e.g., **133** and **134**) that rotate, for instance, about a common primary rear axis (e.g., the centerline of primary rear axle **131**) and two secondary rear wheels (e.g., **137** and **138**) that rotate, for example, about a common secondary rear axis (e.g., the centerline of secondary rear axle **132**). In certain embodiments, for instance, the secondary rear axis is parallel to the primary rear axis.

[0049] In a number of embodiments, the two primary front wheels (e.g., **123** and **124**) and the two primary rear wheels (e.g., **133** and **134**) are rigidly held extending lower than the two secondary front wheels (e.g., **127** and **128**) and the two secondary rear wheels (e.g., **137** and **138**), for example, so that at least a majority of the rider's weight is supported by the two primary front wheels (e.g., **123** and **124**) and the two primary rear wheels (e.g., **133** and **134**) when the rider rides the skateboard (e.g., **100**, **800**, or **900**) on a sidewalk (e.g., **525**), for instance, where the sidewalk is flat (e.g., flat plane **555** shown in FIG.

5). In various embodiments, the two secondary front wheels (e.g., **127** and **128**) and the two secondary rear wheels (e.g., **137** and **138**) are rigidly held extending not as low as the two primary front wheels (e.g., **123** and **124**) and the two primary rear wheels (e.g., **133** and **134**), for example, so that, when the primary front wheels (e.g., **123** and **124**) cross a crack (e.g., **666**) in the sidewalk, the front portion (e.g., **116**) of the skateboard (e.g., **100**, **800**, or **900**) is supported (e.g., as shown in FIG. 6) by the secondary front wheels (e.g., **127** and **128**).

[0050]

Similarly, in a number of embodiments, when the primary rear wheels (e.g., **133** and **134**) cross the crack (e.g., **666**) in the sidewalk (e.g., **525**), the rear portion (e.g., **117**) of the skateboard (e.g., **100**, **800**, or **900**) is supported by the secondary rear wheels (e.g., **137** and **138**). In this context, the word “lower” refers to the downward direction when the skateboard is being ridden in its normal orientation on a flat horizontal surface or plane (e.g., **555** shown in FIG. 5). A wheel that extends lower, in a number of embodiments, contacts the riding surface (e.g., of the sidewalk) while, in some embodiments, wheels that do not extend as low do not necessarily contact the riding surface. Further, as used herein, “rigidly held” means that the skateboard body, trucks, wheels, axles, and other components, as applicable, are sufficiently stiff that the body of the skateboard dips when the primary wheels cross a crack less than half as far as the body would dip if the skateboard were ridden across the crack without the secondary wheels installed, for at least one dimension of a crack. In certain embodiments, however, the skateboard body, trucks, wheels, axles, and other components, as applicable, are sufficiently stiff that the body of the skateboard dips when the primary wheels cross a crack less than 10, 20, 30, 40, 60, 70, 80, or 90 percent as far as the body would dip if the skateboard were ridden across the crack without the secondary wheels installed, for at least one dimension of a crack. Other embodiments may differ.

[0051] In some embodiments, act **702** (shown in FIG. 7) of obtaining or providing the front truck (e.g., **120** or **820**) includes obtaining or providing the two primary front wheels (e.g., **123** and **124** shown in FIGS. 1-4 and 8-10), for instance, having a primary front wheel diameter (e.g., **625** shown in FIG. 6) and obtaining or providing the two secondary front wheels (e.g., **127** and **128**), for example, having a secondary front wheel diameter (e.g., **629**). Further, in a number of embodiments, act **703** of obtaining or providing the rear truck (e.g., **130** or **830**) includes obtaining or providing the two primary rear wheels (e.g., **133** and **134** shown in FIGS. 1, 2, 4, 8, and 9) having a primary rear wheel diameter (e.g., equal to primary front wheel diameter **625** shown in FIG. 6) and obtaining or providing the two secondary rear wheels (e.g., **137** and **138**) having a secondary rear wheel diameter (e.g., equal to secondary front wheel diameter **629**, as examples.

[0052] In various embodiments, the primary axis is located in front of the secondary axis. Examples include the primary front axis of axle **121** of front truck **120** of skateboard **100** shown in FIGS. 1-3 which is located in front of the secondary front axis **122**, and the primary rear axis of axle **131** of rear truck **820** of skateboard **800** shown in FIGS. 8 and 9 which is located in front of the secondary rear axis of secondary rear axle **132**. In a number of embodiments, however, the secondary axis is located in front of the primary axis. Examples include the secondary rear axis **132** of rear truck **130** of skateboard **100** shown in FIGS. 1 and 2 which is located in front of the primary rear axis of axle **131**, and the secondary front axis of secondary front axle **122** of front truck **820** of skateboard **800** shown in FIGS. 8 and 9 which is located in front of the primary front axis of front axle **121**.

[0053] In particular embodiments, the primary front wheel diameter (e.g., **625** shown in FIG. 6 for left front wheel **124**) is greater than the secondary front wheel diameter (e.g., **629** shown in FIG. 6 for left front

wheel **124**). Further, in some embodiments, the primary rear wheel diameter is greater than the secondary rear wheel diameter. In other embodiments, however, the primary front wheel diameter (e.g., **625**) is less than the secondary front wheel diameter (e.g., **629**, the primary rear wheel diameter is less than the secondary rear wheel diameter, or both. Further still, in some embodiments, the primary front wheel (e.g., **123** and **124**) diameter (e.g., **625**) is greater than the primary rear wheel (e.g., **133** and **134**) diameter. In other embodiments, however, the primary front wheel (e.g., **123** and **124**) diameter (e.g., **625**) is equal to the primary rear wheel (e.g., **133** and **134**) diameter.

[0054] Even further, in certain embodiments, act **702** of method **700** of obtaining or providing the front truck (e.g., **120** shown in FIGS. 1-3, 5, and 6 or **820** shown in FIGS. 8-10) includes obtaining or providing the two primary front wheels (e.g., **123** and **124** shown in FIGS. 1-6 and 8-10) having a primary front wheel width (e.g., **125** shown in FIGS. 1 and 8), and obtaining or providing the two secondary front wheels (e.g., **127** and **128** shown in FIGS. 1 and 8) having a secondary front wheel width (e.g., **129** shown in FIGS. 1 and 8). In a number of embodiments, the primary front wheel width (e.g., **125**) is greater than the secondary front wheel width (e.g., **129**), for instance, as shown, as described herein, or both. Similarly, in some embodiments, act **703** of obtaining or providing the rear truck (e.g., **130** shown in FIGS. 1 and 2 or **830** shown in FIGS. 8 and 9) includes obtaining or providing the two primary rear wheels (e.g., **133** and **134** shown in FIGS. 1, 4, and 8) having a primary rear wheel width (e.g., equal to the primary front wheel width **125** shown in FIGS. 1 and 8), and obtaining or providing the two secondary rear wheels (e.g., **137** and **138** shown in FIGS. 1 and 8) having a secondary rear wheel width (e.g., equal to the secondary front wheel width **129** shown in FIGS. 1 and 8). Furthermore, in a number of embodiments, the primary rear wheel width is greater than the secondary rear wheel width.

[0055] Further still, in some embodiments, act **702** of obtaining or providing the front truck (e.g., **120** shown in FIGS. 1-3, 5, and 6 or **820** shown in FIGS. 8-10) includes obtaining or providing a (front truck with a) front axis spacing distance (e.g., front axle spacing distance **650** shown in FIG. 6) between the primary front axis (e.g., of primary front axle **121**) and the secondary front axis (e.g., of secondary front axle **122**) that is less than the primary front wheel diameter (e.g., **625**). Even further, in a number of embodiments, the front axis spacing distance (e.g., **650**) between the primary front axis (e.g., **121**) and the secondary front axis (e.g., **122**) is less than the secondary front wheel diameter (e.g., **629**). Still further, in some embodiments, act **703** of obtaining or providing the rear truck (e.g., **130** shown in FIGS. 1 and 2 or **830** shown in FIGS. 8 and 9) includes obtaining or providing a rear axis spacing distance (e.g., equal to front axis spacing distance **650** shown in FIG. 6) between the primary rear axis (e.g., of primary rear axle **131**) and the secondary rear axis (e.g., of secondary rear axle **132**) that is less than the primary rear wheel diameter (e.g., equal to primary front wheel diameter **625**). Even further still, in a number of embodiments, the rear axis spacing distance between the primary rear axis and the secondary rear axis is less than the secondary rear wheel diameter (e.g., equal to secondary front wheel diameter **629**).

[0056] Moreover, in a number of embodiments, act **702** of obtaining or providing the front truck (e.g., **120** or **820**) includes obtaining or providing the two secondary front wheels (e.g., **127** and **128**) located closer together than the two primary front wheels (e.g., **123** and **124**). In particular embodiments, the two secondary front wheels (e.g., **127** and **128**) are located extending between the two primary front wheels (e.g., **123** and **124**). See, for example, FIGS. 1-3 and 8-10. Similarly, in some embodiments, act **703** of obtaining or providing the rear truck (e.g., **130** or **830**) includes obtaining or providing the two secondary rear wheels (e.g., **137** and **138**) located closer together than

the two primary rear wheels (e.g., **133** and **134**) and the two secondary rear wheels (e.g., **137** and **138**) extend between the two primary rear wheels (e.g., **133** and **134**).

[0057] Various embodiments include locating (e.g., in act **702** and **703**, or in another act) the front truck (e.g., **120**) and the rear truck (e.g., **130**) on the skateboard body (e.g., **110**) so that the primary wheels (e.g., **124**, **125**, **133**, and **134**) are outboard of the secondary wheels (e.g., **127**, **128**, **137**, and **138**), for instance, as shown in FIGS. 1-3. As used herein, “outboard” means farther from the center (e.g., of the skateboard). Further, as used herein, “locating” a truck on a skateboard body in a particular manner includes obtaining or providing the skateboard with the truck located on the skateboard body in that particular manner. Still further, other embodiments include locating the front truck (e.g., **820**) and the rear truck (e.g., **830**) on the skateboard body (e.g., **110**) so that the secondary wheels (e.g., **127**, **128**, **137**, and **138**) are outboard of the primary wheels (e.g., **124**, **125**, **133**, and **134**), for instance, as shown in FIGS. 8-10. In a number of embodiments, the primary front axle (e.g., **121**) is positioned so that the two primary front wheels (e.g., **124**, and **125**) extend further from the top surface (e.g., **112**) of the body (e.g., **101**) than the secondary front wheels (e.g., **127** and **128**) and the primary rear axle (e.g., **131**) is positioned so that the two primary rear wheels (e.g., **133** and **134**) extend further from the top surface of the body than the secondary rear wheels (e.g., **137** and **138**).

[0058] The front truck (e.g. **120**) and rear truck (e.g. **130**) may be coupled to the skateboard body (e.g. **110**) in any way. For example, the front truck (e.g. **120**) and rear truck (e.g. **130**) may be mounted to the skateboard body (e.g. **110**) with a “drop down” mechanism. In this example, the front truck (e.g. **120**) and rear truck (e.g. **130**) are mounted to the bottom surface (e.g. **112**) of the skateboard body (e.g.

110, wherein the front portion (e.g. 116) and the rear portion (e.g. 117) are positioned farther from the ground than the center of the body (e.g. 110). For further example, the front truck (e.g. 120) and rear truck (e.g. 130) may be mounted to the skateboard body (e.g. 110) with a “drop through” mechanism. In this example, the front truck (e.g. 120) and rear truck (e.g. 130) are mounted through the skateboard body (e.g. 110) from the top surface (e.g. 111) to the bottom surface (e.g. 112), wherein the skateboard body (e.g. 110) is substantially flat. For further example still, the front truck (e.g. 120) and rear truck (e.g. 130) may be mounted to the skateboard body (e.g. 110) with a “double drop” mechanism. In this example, the front truck (e.g. 120) and rear truck (e.g. 130) are mounted through the skateboard body (e.g. 110) from the top surface (e.g. 111) to the bottom surface (e.g. 112), wherein the front portion (e.g. 116) and the rear portion (e.g. 117) are positioned farther from the ground than the center of the body (e.g. 110).

[0059] Various embodiments of the subject matter described herein include various combinations of the acts, structure, components, and features described herein, shown in the drawings, or known in the art. Moreover, certain procedures may include acts such as obtaining or providing various structural components described herein, obtaining or providing components that perform functions described herein. Furthermore, various embodiments include advertising and selling products that perform functions described herein, that contain structure described herein, or that include instructions to perform functions described herein, as examples. Such products may be obtained or provided through distributors, dealers, or over the Internet, for instance. The subject matter described herein also includes various means for accomplishing the various functions or acts described herein or apparent from the structure and acts described.

[0060] The reference in this specification to any prior publication (or information derived from it), or to any matter which is known, is not, and should not be taken as, an acknowledgement or admission or any form of suggestion that

prior publication (or information derived from it) or known matter forms part of the common general knowledge in the field of endeavour to which this specification relates.

- [0061]** Throughout this specification and the claims which follow, unless the context requires otherwise, the word "comprise", and variations such as "comprises" or "comprising", will be understood to imply the inclusion of a stated integer or step or group of integers or steps but not the exclusion of any other integer or step or group of integers or steps.

The Claims defining the invention are as follows:

1. A skateboard to be ridden by a rider having a weight, the skateboard comprising:
 - a body comprising a top surface for supporting the rider of the skateboard, a bottom surface opposite the top surface, a front portion, and a rear portion opposite the front portion;
 - a front truck attached to the bottom surface of the body of the skateboard at the front portion of the body, the front truck comprising:
 - a primary front axle;
 - two primary front wheels rotatably mounted on the primary front axle;
 - at least one secondary front axle that is parallel to the primary front axle; and
 - two secondary front wheels rotatably mounted on the at least one secondary front axle; and
 - a rear truck attached to the bottom surface of the body of the skateboard at the rear portion of the body, the rear truck comprising:
 - a primary rear axle;
 - two primary rear wheels rotatably mounted on the primary rear axle;
 - at least one secondary rear axle that is parallel to the primary rear axle; and
 - two secondary rear wheels rotatably mounted on the at least one secondary rear axle;
- wherein the primary front axle is positioned so that the two primary front wheels extend further from the top surface of the body than the secondary front wheels, and the primary rear axle is positioned so that the two primary rear wheels extend further from the top surface of the

body than the secondary rear wheels, so that when the skateboard is ridden on a flat plane, at least 75 percent of the weight of the rider is supported by the two primary front wheels and the two primary rear wheels.

2. The skateboard of claim 1 wherein:

the primary front axle is located in front of the at least one secondary front axle;
and
the at least one secondary rear axle is located in front of the primary rear axle.

3. The skateboard of claim 1 wherein:

the at least one secondary front axle is located in front of the primary front axle;
and
the primary rear axle is located in front of the at least one secondary rear axle.

4. The skateboard of claim 1 wherein:

the two primary front wheels each have a primary front wheel width, the two secondary front wheels each have a secondary front wheel width, and the primary front wheel width is greater than the secondary front wheel width; and
the two primary rear wheels each have a primary rear wheel width, the two secondary rear wheels each have a secondary rear wheel width, and the primary rear wheel width is greater than the secondary rear wheel width.

5. The skateboard of claim 1 wherein:

the two primary front wheels each have a primary front wheel diameter and a front axle spacing distance between the primary front axle and the at least one secondary front axle is less than the primary front wheel diameter; and

the two primary rear wheels each have a primary rear wheel diameter and a rear axle spacing distance between the primary rear axle and the at least one secondary rear axle is less than the primary rear wheel diameter.

6. The skateboard of claim 1 wherein:

the two secondary front wheels each have a secondary front wheel diameter and a front axle spacing distance between the primary front axle and the at least one secondary front axle is less than the secondary front wheel diameter; and

the two secondary rear wheels each have a secondary rear wheel diameter and a rear axle spacing distance between the primary rear axle and the at least one secondary rear axle is less than the secondary rear wheel diameter.

7. The skateboard of claim 1 wherein:

the two secondary front wheels are located closer together than the two primary front wheels and the two secondary front wheels extend between the two primary front wheels;

the two secondary rear wheels are located closer together than the two primary rear wheels and the two secondary rear wheels extend between the two primary rear wheels.

8. A skateboard to be ridden by a rider having a weight, the skateboard comprising:

a body comprising a top surface for supporting the rider of the skateboard, a bottom surface opposite the top surface, a front portion, and a rear portion opposite the front portion;

a front truck attached to the bottom surface of the body of the skateboard at the front portion of the body, the front truck comprising:

a primary front axle;

two primary front wheels rotatably mounted on the primary front axle;

at least one secondary front axle that is parallel to the primary front axle; and

two secondary front wheels rotatably mounted on the at least one secondary front axle; and

a rear truck attached to the bottom surface of the body of the skateboard at the rear portion of the body, the rear truck comprising:

a primary rear axle;

two primary rear wheels rotatably mounted on the primary rear axle;

at least one secondary rear axle that is parallel to the primary rear axle; and

two secondary rear wheels rotatably mounted on the at least one secondary rear axle;

wherein:

the primary front axle is located in front of the at least one secondary front axle;

the at least one secondary rear axle is located in front of the primary rear axle;

the two primary front wheels each have a primary front wheel width, the two secondary front wheels each have a secondary front wheel width, and the primary front wheel width is greater than the secondary front wheel width;

the two primary rear wheels each have a primary rear wheel width, the two secondary rear wheels each have a secondary rear wheel width, and the primary rear wheel width is greater than the secondary rear wheel width;

the two primary front wheels each have a primary front wheel diameter and a front axle spacing distance between the primary front axle and the at least one secondary front axle is less than the primary front wheel diameter;

the two primary rear wheels each have a primary rear wheel diameter and a rear axle spacing distance between the primary rear axle and the at least one secondary rear axle is less than the primary rear wheel diameter;

the two secondary front wheels each have a secondary front wheel diameter and the front axle spacing distance between the primary front axle and the at least one secondary front axle is less than the secondary front wheel diameter;

the two secondary rear wheels each have a secondary rear wheel diameter and the rear axle spacing distance between the primary rear axle and the at least one secondary rear axle is less than the secondary rear wheel diameter;

the two secondary front wheels are located closer together than the two primary front wheels and the two secondary front wheels extend between the two primary front wheels;

the two secondary rear wheels are located closer together than the two primary rear wheels and the two secondary rear wheels extend between the two primary rear wheels; and

wherein the primary front axle is positioned so that the two primary front wheels extend further from the top surface of the body than the secondary front wheels, and the primary rear axle is positioned so that the two primary rear wheels extend further from the top surface of the body than the secondary rear wheels, so that when the skateboard is ridden on a flat plane, at least 75

percent of the weight of the rider is supported by the two primary front wheels and the two primary rear wheels.

9. A skateboard to be ridden by a rider having a weight, the skateboard comprising:
 - a body comprising a top surface for supporting the rider of the skateboard, a bottom surface opposite the top surface, a front portion, and a rear portion opposite the front portion;
 - a front truck attached to the bottom surface of the body of the skateboard at the front portion of the body, the front truck comprising:
 - a primary front axle;
 - two primary front wheels rotatably mounted on the primary front axle;
 - at least one secondary front axle that is parallel to the primary front axle; and
 - two secondary front wheels rotatably mounted on the at least one secondary front axle; and
 - a rear truck attached to the bottom surface of the body of the skateboard at the rear portion of the body, the rear truck comprising:
 - a primary rear axle;
 - two primary rear wheels rotatably mounted on the primary rear axle;
 - at least one secondary rear axle that is parallel to the primary rear axle; and
 - two secondary rear wheels rotatably mounted on the at least one secondary rear axle;
- wherein:

the primary front axle is located in front of the at least one secondary front axle;

the at least one secondary rear axle is located in front of the primary rear axle;

the two primary front wheels each have a primary front wheel width, the two secondary front wheels each have a secondary front wheel width, and the primary front wheel width is greater than the secondary front wheel width;

the two primary rear wheels each have a primary rear wheel width, the two secondary rear wheels each have a secondary rear wheel width, and the primary rear wheel width is greater than the secondary rear wheel width;

the two primary front wheels each have a primary front wheel diameter and a front axle spacing distance between the primary front axle and the at least one secondary front axle is less than the primary front wheel diameter;

the two primary rear wheels each have a primary rear wheel diameter and a rear axle spacing distance between the primary rear axle and the at least one secondary rear axle is less than the primary rear wheel diameter;

the two secondary front wheels each have a secondary front wheel diameter and the front axle spacing distance between the primary front axle and the at least one secondary front axle is less than the secondary front wheel diameter;

the two secondary rear wheels each have a secondary rear wheel diameter and the rear axle spacing distance between the primary rear axle and the at least one secondary rear axle is less than the secondary rear wheel diameter;

the two secondary front wheels are located closer together than the two primary front wheels and the two secondary front wheels extend between the two primary front wheels;

the two secondary rear wheels are located closer together than the two primary rear wheels and the two secondary rear wheels extend between the two primary rear wheels; and

wherein the primary front axle is positioned so that the two primary front wheels extend further from the top surface of the body than the secondary front wheels, and the primary rear axle is positioned so that the two primary rear wheels extend further from the top surface of the body than the secondary rear wheels, so that when the skateboard is ridden on a flat plane, at least 75 percent of the weight of the rider is supported by the two primary front wheels and the two primary rear wheels.

10. The skateboard of claim 4 wherein:

the primary front axle is located in front of the at least one secondary front axle;
and

the at least one secondary rear axle is located in front of the primary rear axle.

11. The skateboard of claim 4 wherein:

the at least one secondary front axle is located in front of the primary front axle;
and

the primary rear axle is located in front of the at least one secondary rear axle.

12. The skateboard of claim 4 wherein:

the two primary front wheels each have a primary front wheel diameter and a front axle spacing distance between the primary front axle and the at least one secondary front axle is less than the primary front wheel diameter; and

the two primary rear wheels each have a primary rear wheel diameter and a rear axle spacing distance between the primary rear axle and the at least one secondary rear axle is less than the primary rear wheel diameter.

13. The skateboard of claim 4 wherein:

the two secondary front wheels each have a secondary front wheel diameter and a front axle spacing distance between the primary front axle and the at least one secondary front axle is less than the secondary front wheel diameter; and

the two secondary rear wheels each have a secondary rear wheel diameter and a rear axle spacing distance between the primary rear axle and the at least one secondary rear axle is less than the secondary rear wheel diameter.

14. The skateboard of claim 13 wherein:

the two primary front wheels each have a primary front wheel diameter and a front axle spacing distance between the primary front axle and the at least one secondary front axle is less than the primary front wheel diameter; and

the two primary rear wheels each have a primary rear wheel diameter and a rear axle spacing distance between the primary rear axle and the at least one secondary rear axle is less than the primary rear wheel diameter.

15. The skateboard of claim 4 wherein:

the two secondary front wheels are located closer together than the two primary front wheels and the two secondary front wheels extend between the two primary front wheels;

the two secondary rear wheels are located closer together than the two primary rear wheels and the two secondary rear wheels extend between the two primary rear wheels.

16. The skateboard of claim 15 wherein:

the two primary front wheels each have a primary front wheel diameter and a front axle spacing distance between the primary front axle and the at least one secondary front axle is less than the primary front wheel diameter; and

the two primary rear wheels each have a primary rear wheel diameter and a rear axle spacing distance between the primary rear axle and the at least one secondary rear axle is less than the primary rear wheel diameter.

17. The skateboard of claim 5 wherein:

the primary front axle is located in front of the at least one secondary front axle;
and

the at least one secondary rear axle is located in front of the primary rear axle.

18. The skateboard of claim 5 wherein:

the at least one secondary front axle is located in front of the primary front axle;
and

the primary rear axle is located in front of the at least one secondary rear axle.

19. The skateboard of claim 5 wherein:

the two secondary front wheels each have a secondary front wheel diameter and a front axle spacing distance between the primary front axle and the at least one secondary front axle is less than the secondary front wheel diameter;
and

the two secondary rear wheels each have a secondary rear wheel diameter and a rear axle spacing distance between the primary rear axle and the at least one secondary rear axle is less than the secondary rear wheel diameter.

20. The skateboard of claim 5 wherein:

the two secondary front wheels are located closer together than the two primary front wheels and the two secondary front wheels extend between the two primary front wheels;

the two secondary rear wheels are located closer together than the two primary rear wheels and the two secondary rear wheels extend between the two primary rear wheels.

21. The skateboard of claim 6 wherein:

the primary front axle is located in front of the at least one secondary front axle;
and

the at least one secondary rear axle is located in front of the primary rear axle.

22. The skateboard of claim 6 wherein:

the at least one secondary front axle is located in front of the primary front axle;
and

the primary rear axle is located in front of the at least one secondary rear axle.

23. The skateboard of claim 6 wherein:

the two secondary front wheels are located closer together than the two primary front wheels and the two secondary front wheels extend between the two primary front wheels;

the two secondary rear wheels are located closer together than the two primary rear wheels and the two secondary rear wheels extend between the two primary rear wheels.

24. The skateboard of claim 23 wherein:

the two primary front wheels each have a primary front wheel diameter and a front axle spacing distance between the primary front axle and the at least one secondary front axle is less than the primary front wheel diameter; and

the two primary rear wheels each have a primary rear wheel diameter and a rear axle spacing distance between the primary rear axle and the at least one secondary rear axle is less than the primary rear wheel diameter.

25. A skateboard to be ridden by a rider having a weight, the skateboard comprising:

a body comprising a top surface for supporting the rider of the skateboard, a bottom surface opposite the top surface, a front portion, and a rear portion opposite the front portion;

a front truck attached to the bottom surface of the body of the skateboard at the front portion of the body, the front truck comprising:

a primary front axle;

two primary front wheels rotatably mounted on the primary front axle;

at least one secondary front axle that is parallel to the primary front axle; and

a secondary front wheel rotatably mounted on the at least one secondary front axle; and

a rear truck attached to the bottom surface of the body of the skateboard at the rear portion of the body, the rear truck comprising:

a primary rear axle;

two primary rear wheels rotatably mounted on the primary rear axle;

at least one secondary rear axle that is parallel to the primary rear axle; and

a secondary rear wheel rotatably mounted on the at least one secondary rear axle;

wherein the primary front axle is positioned so that the two primary front wheels extend further from the top surface of the body than the secondary front wheel, and the primary rear axle is positioned so that the two primary rear wheels extend further from the top surface of the body than the secondary rear wheel, so that when the skateboard is ridden on a flat plane, at least 75 percent of the weight of the rider is supported by the two primary front wheels and the two primary rear wheels.

26. The skateboard of claim 25 wherein:

the primary front axle is located in front of the at least one secondary front axle;
and

the at least one secondary rear axle is located in front of the primary rear axle.

27. The skateboard of claim 25 wherein:

the at least one secondary front axle is located in front of the primary front axle;
and

the primary rear axle is located in front of the at least one secondary rear axle.

28. The skateboard of claim 25 wherein:

the two primary front wheels each have a primary front wheel width, the secondary front wheel has a secondary front wheel width, and the primary front wheel width is greater than the secondary front wheel width; and

the two primary rear wheels each have a primary rear wheel width, the secondary rear wheel has a secondary rear wheel width, and the primary rear wheel width is greater than the secondary rear wheel width.

29. The skateboard of claim 25 wherein:

the two primary front wheels each have a primary front wheel diameter and a front axle spacing distance between the primary front axle and the at least one secondary front axle is less than the primary front wheel diameter; and

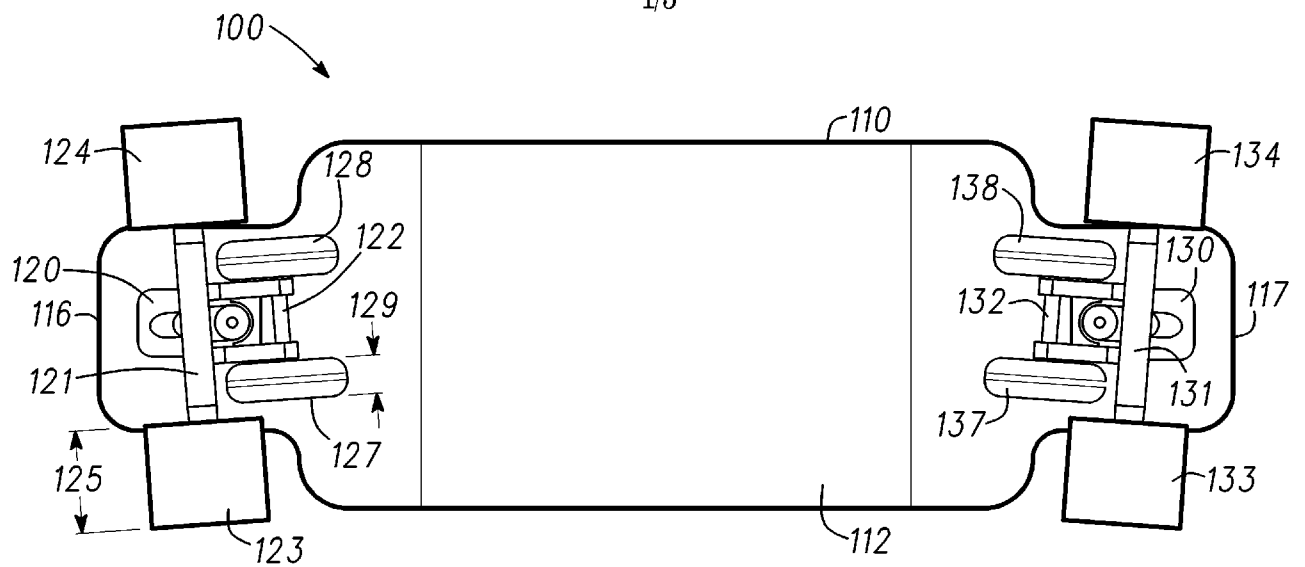
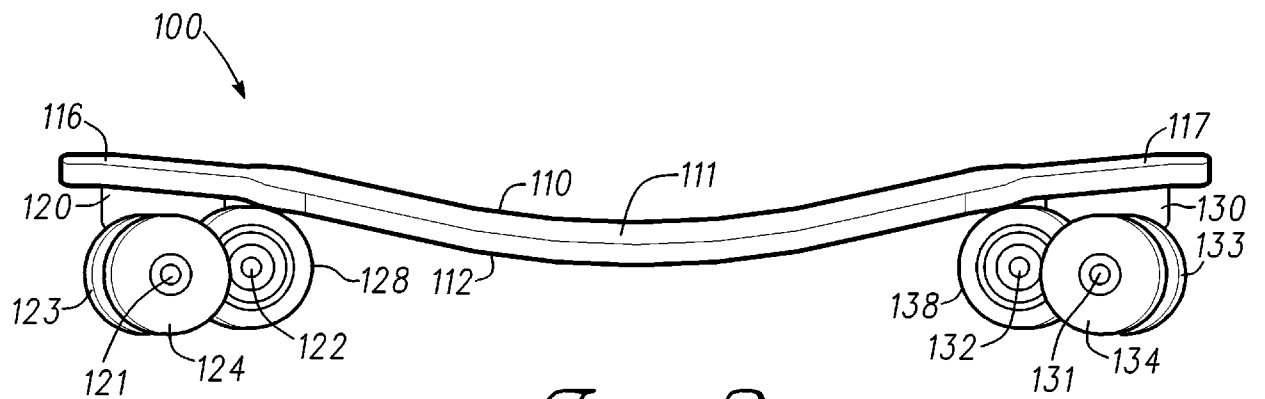
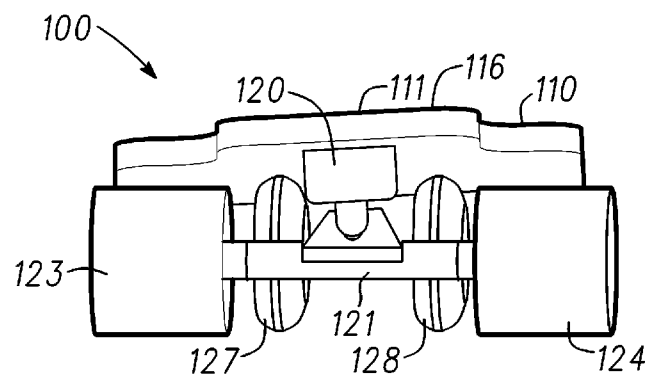
the two primary rear wheels each have a primary rear wheel diameter and a rear axle spacing distance between the primary rear axle and the at least one secondary rear axle is less than the primary rear wheel diameter.

30. The skateboard of claim 25 wherein:

the secondary front wheel has a secondary front wheel diameter and a front axle spacing distance between the primary front axle and the at least one secondary front axle is less than the secondary front wheel diameter; and

the secondary rear wheel has a secondary rear wheel diameter and a rear axle spacing distance between the primary rear axle and the at least one secondary rear axle is less than the secondary rear wheel diameter.

1/5

*Fig. 1**Fig. 2**Fig. 3*

2/5

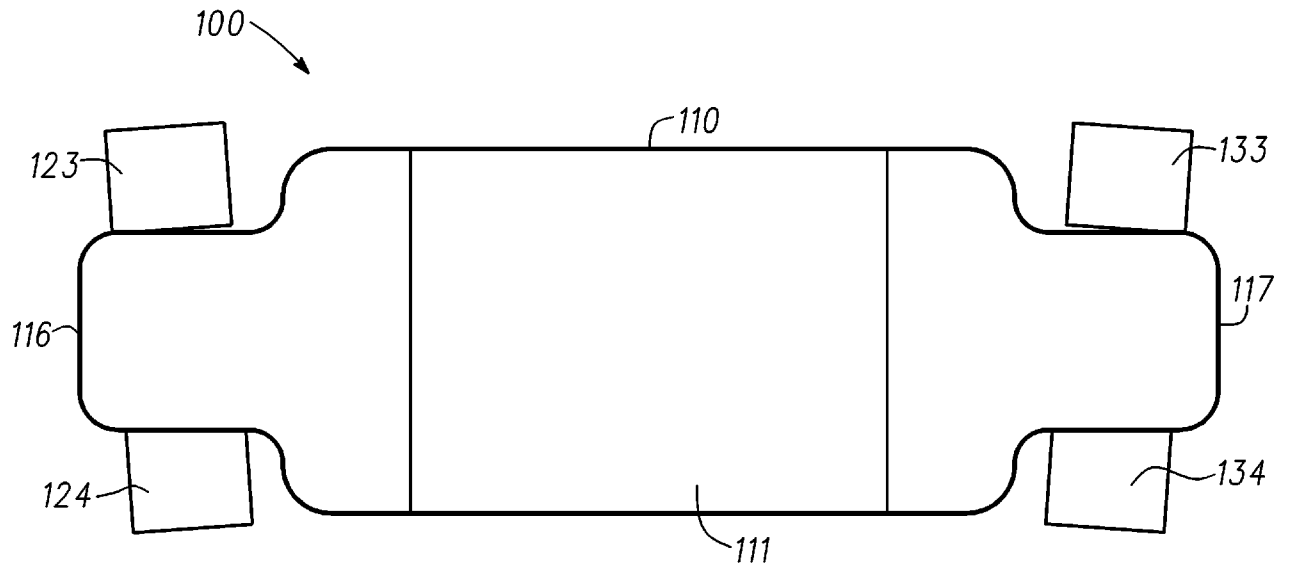


Fig. 4

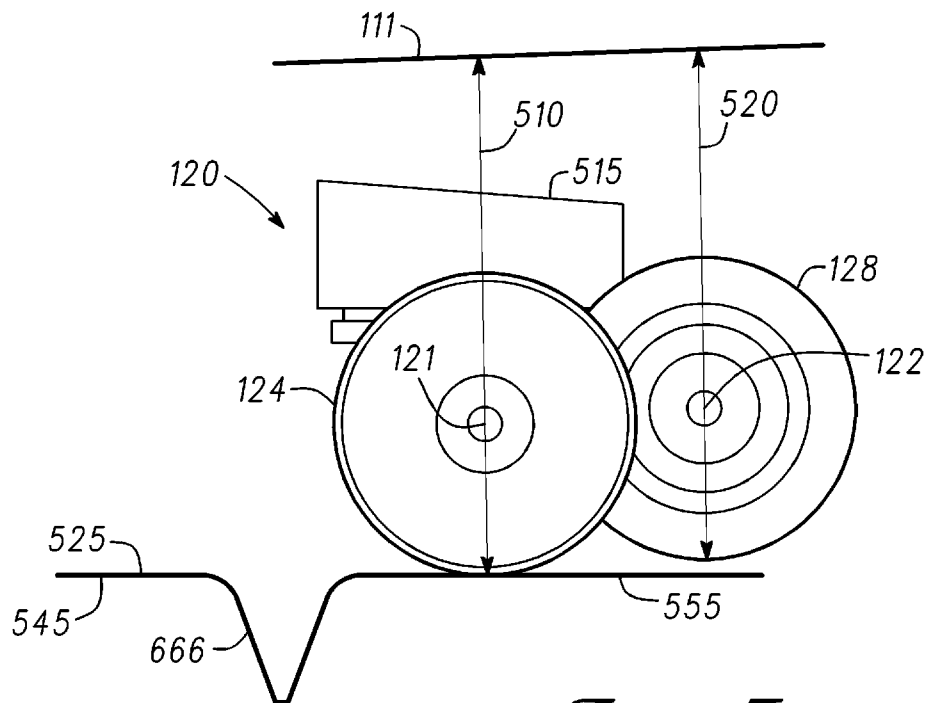
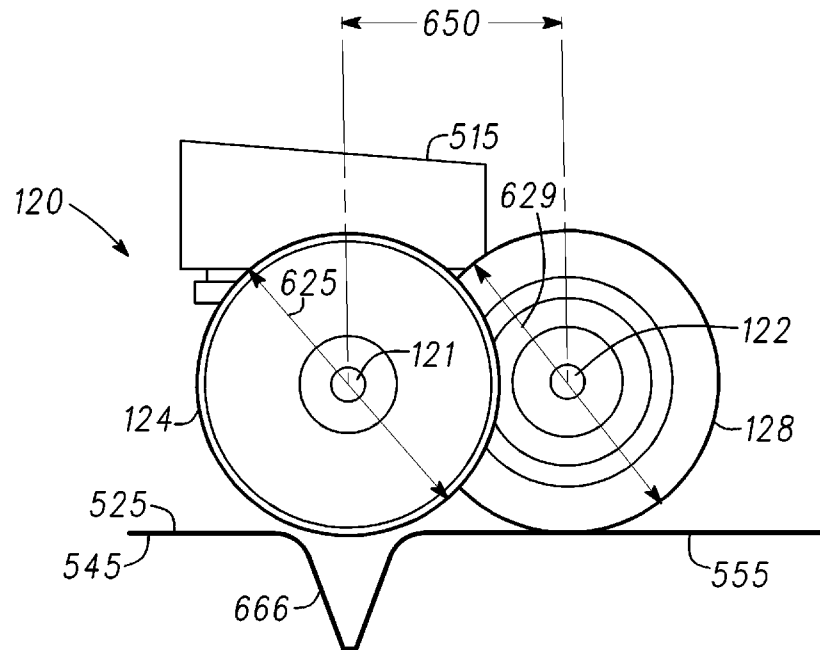
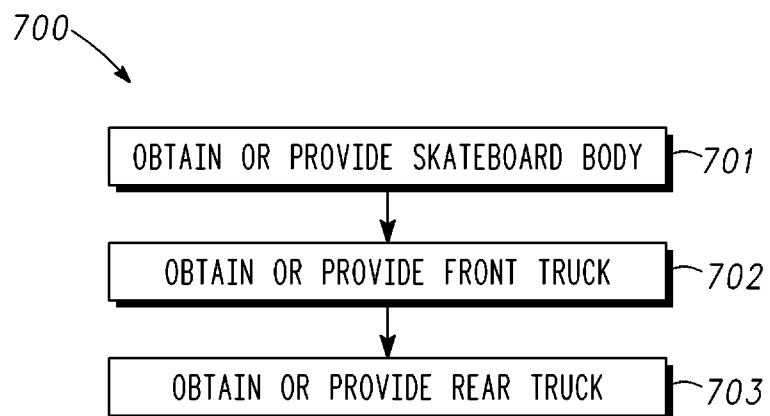


Fig. 5

3/5

*Fig. 6**Fig. 7*

4/5

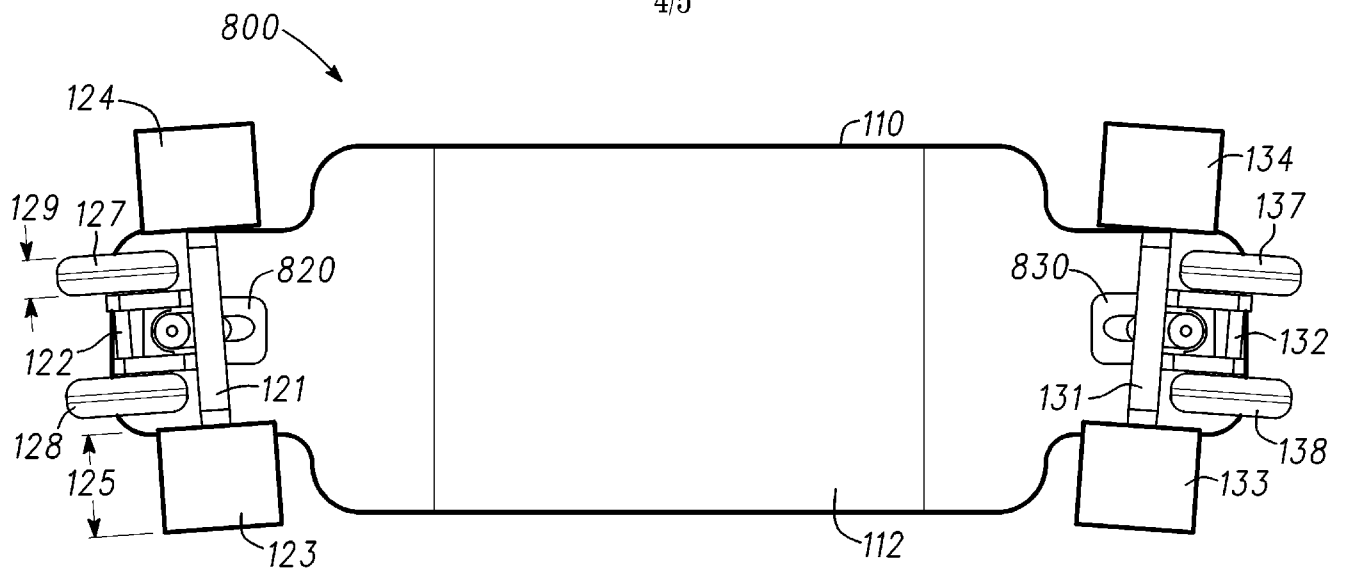


Fig. 8

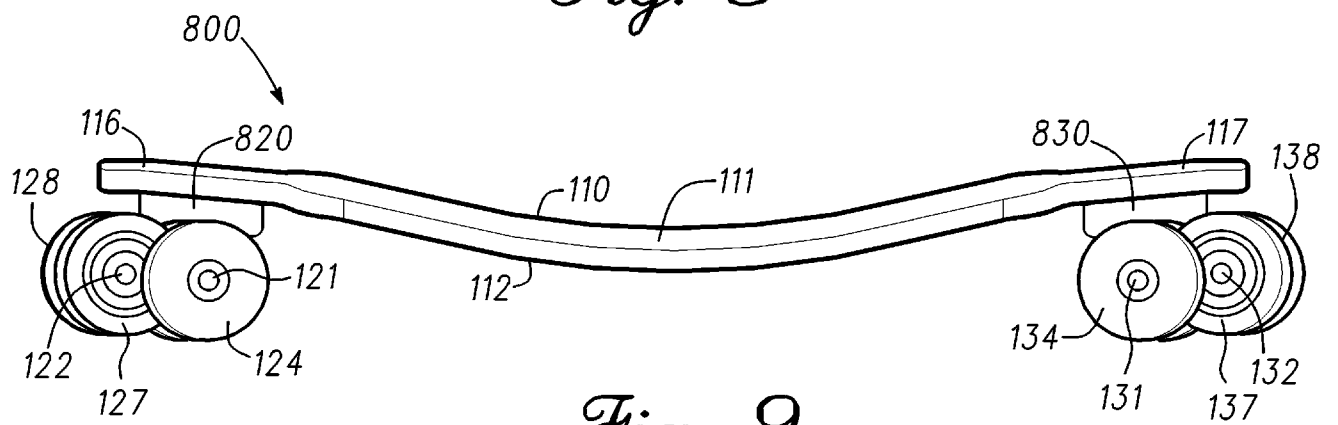


Fig. 9

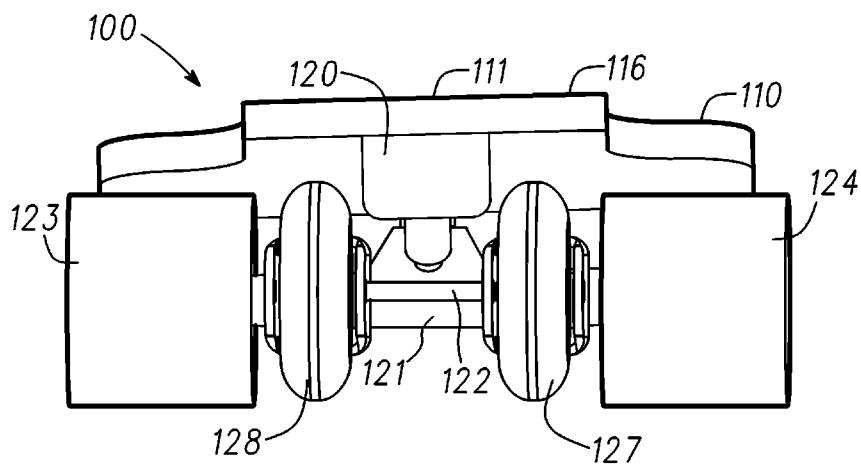


Fig. 10

5/5

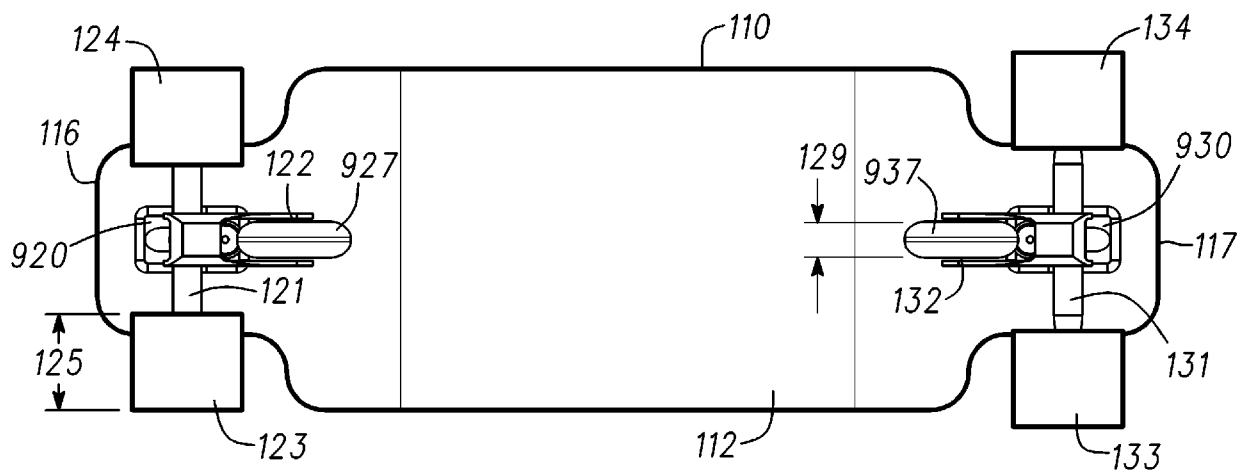


Fig. 11

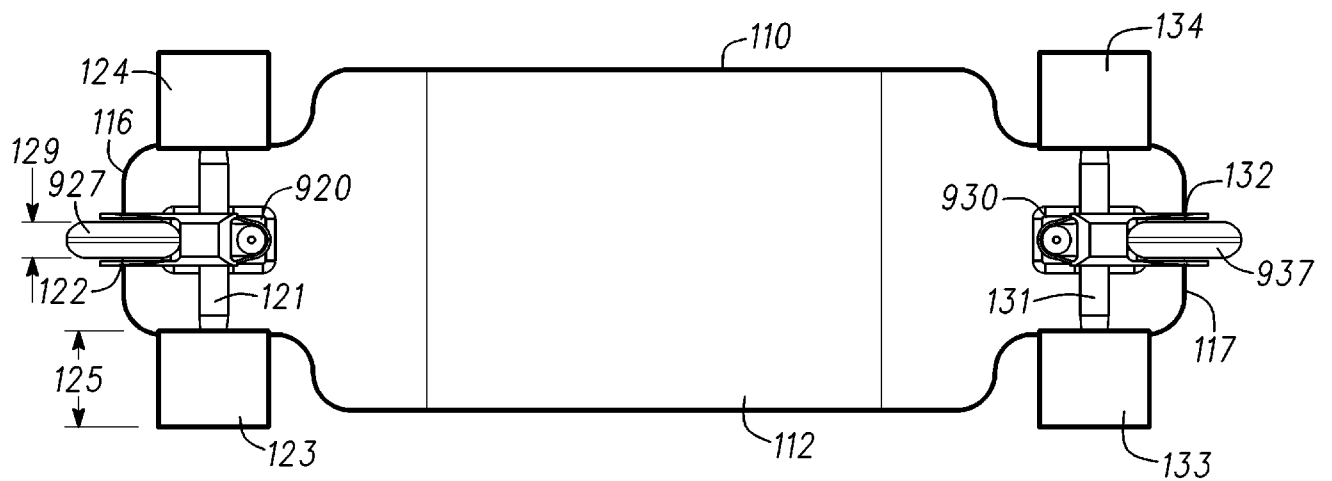


Fig. 12