



US00D346376S

# United States Patent [19]

[11] Patent Number: **Des. 346,376**

**Marquardt et al.**

[45] Date of Patent: **\*\* Apr. 26, 1994**

[54] **KEYBOARD**

020620 9/1991 World Int. Prop. O. .

[75] Inventors: **Kai-Uwe Marquardt**, Tuttlingen; **Ralf Sauer**, Wurmlingen, both of Fed. Rep. of Germany

### OTHER PUBLICATIONS

[73] Assignee: **Marquardt GmbH**, Rietheim-Weilheim, Fed. Rep. of Germany

"Die ergonomische Tastatur. Konsequenz in Richtung Zukunft gedacht"; (Marquardt); [Ergonomic Keyboard. Responsibly Conceived towards the Future]; 1987.

[\*\*] Term: **14 Years**

"Ergonomische Tastaturgestaltung"; (Fraunhofer-Institut); [Ergonomic Keyboard Configuration]; undated. "Report"; (STR), Technische Zeitschrift der Standard

[21] Appl. No.: **953,598**

Telephon und Radio AG, vol. 7, No. 1, Jun. 1986.

[22] Filed: **Sep. 30, 1992**

"The Boswell System"; (2 Seiten); Oct. 12th, 1991.

### [30] Foreign Application Priority Data

"Schöne Grüße vom Computer"; (Elektronik Praxis) [Best regards from the Computer]; Jan, 23rd, 1992.

Apr. 1, 1992 [DE] Fed. Rep. of Germany ..... M 92 02 703.2

*Primary Examiner*—Wallace R. Burke

*Assistant Examiner*—Freda S. Nunn

*Attorney, Agent, or Firm*—Spencer, Frank & Schneider

[52] U.S. Cl. .... **D14/115**

[58] Field of Search ..... 235/145 A, 145 R; 340/700, 706; 341/22, 23; 361/390, 394; 364/708, 709.04, 709.12; 400/486, 489; D14/100, 101, 106, 115; D18/1, 7, 11, 12

### CLAIM

[57]

The ornamental design for a keyboard, as shown and described.

### [56] References Cited

### DESCRIPTION

#### U.S. PATENT DOCUMENTS

FIG. 1 is a perspective view of a keyboard showing the new design, depicting the front, top and one side thereof;

FIG. 2 is a top plan view of the keyboard;

FIG. 3 is an elevation view, showing the front of the keyboard;

FIG. 4 is an elevation view, showing the rear of the keyboard;

FIG. 5 is an elevation view, showing one side of the keyboard;

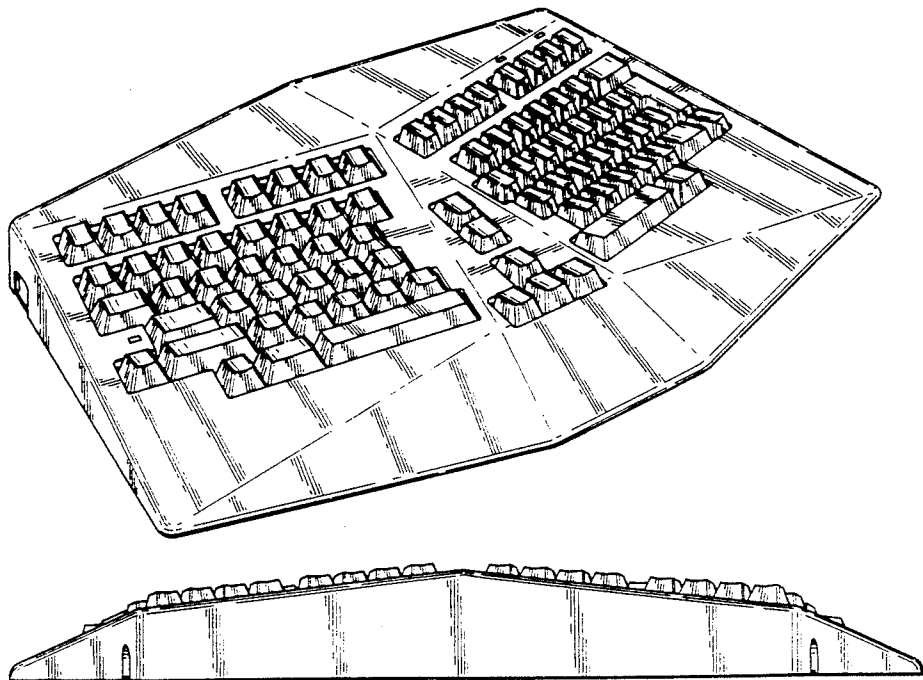
FIG. 6 is an elevation view, showing the other side of the keyboard; and,

FIG. 7 is a bottom plan view of the keyboard.

D. 323,817	2/1992	Büchin	.....	D14/115 X
D. 339,800	9/1993	Louis	.....	D14/115
D. 340,043	10/1993	Louis	.....	D14/115
5,073,050	12/1991	Andrews	.....	D14/115 X
5,119,078	6/1992	Grant	.....	D14/115 X
5,160,919	11/1992	Mohler et al.	.....	D14/115 X

#### FOREIGN PATENT DOCUMENTS

0055220	6/1982	European Pat. Off.	.
577708	6/1933	Fed. Rep. of Germany	.
1255117	11/1967	Fed. Rep. of Germany	.
2218065	10/1973	Fed. Rep. of Germany	.



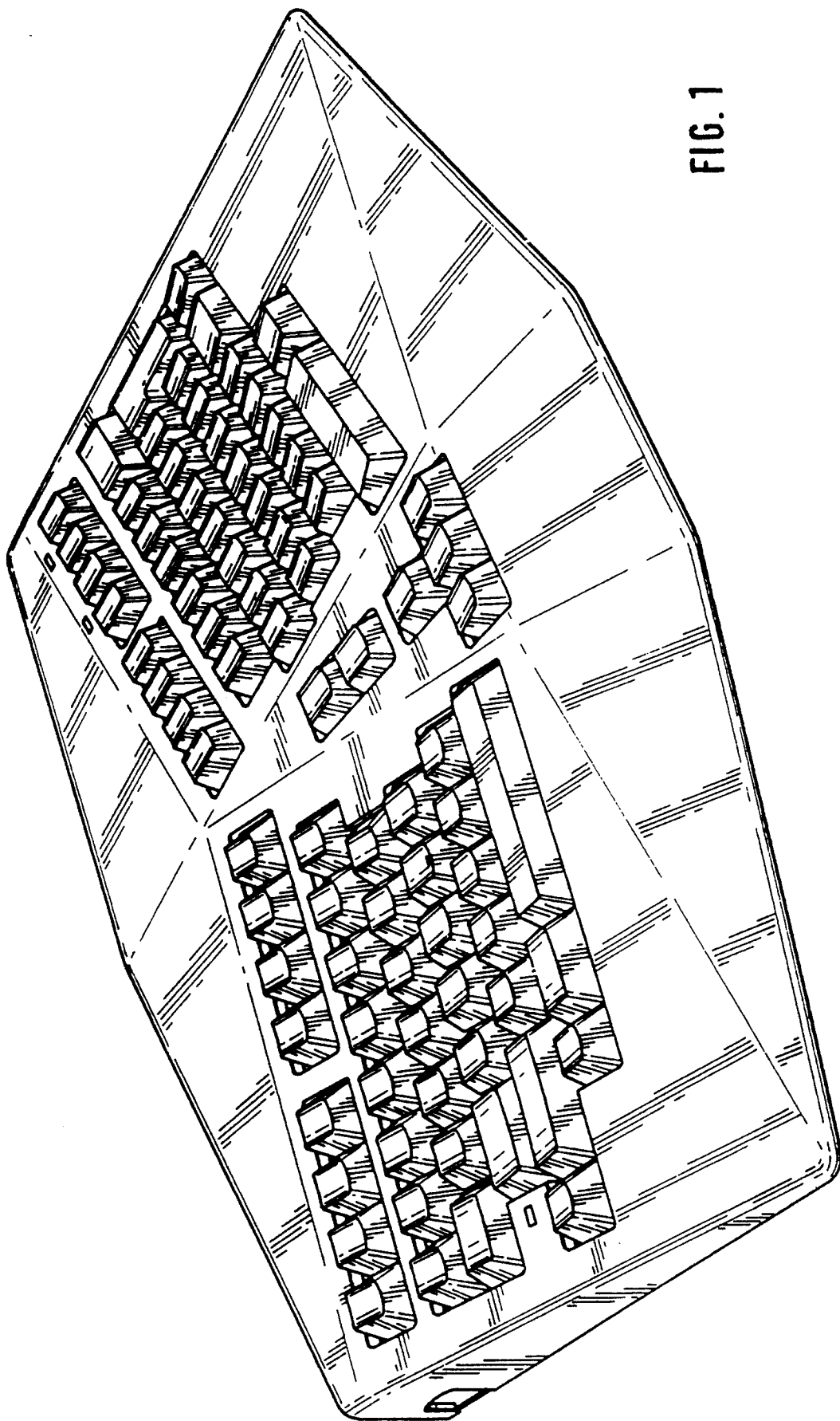


FIG. 1

FIG. 2

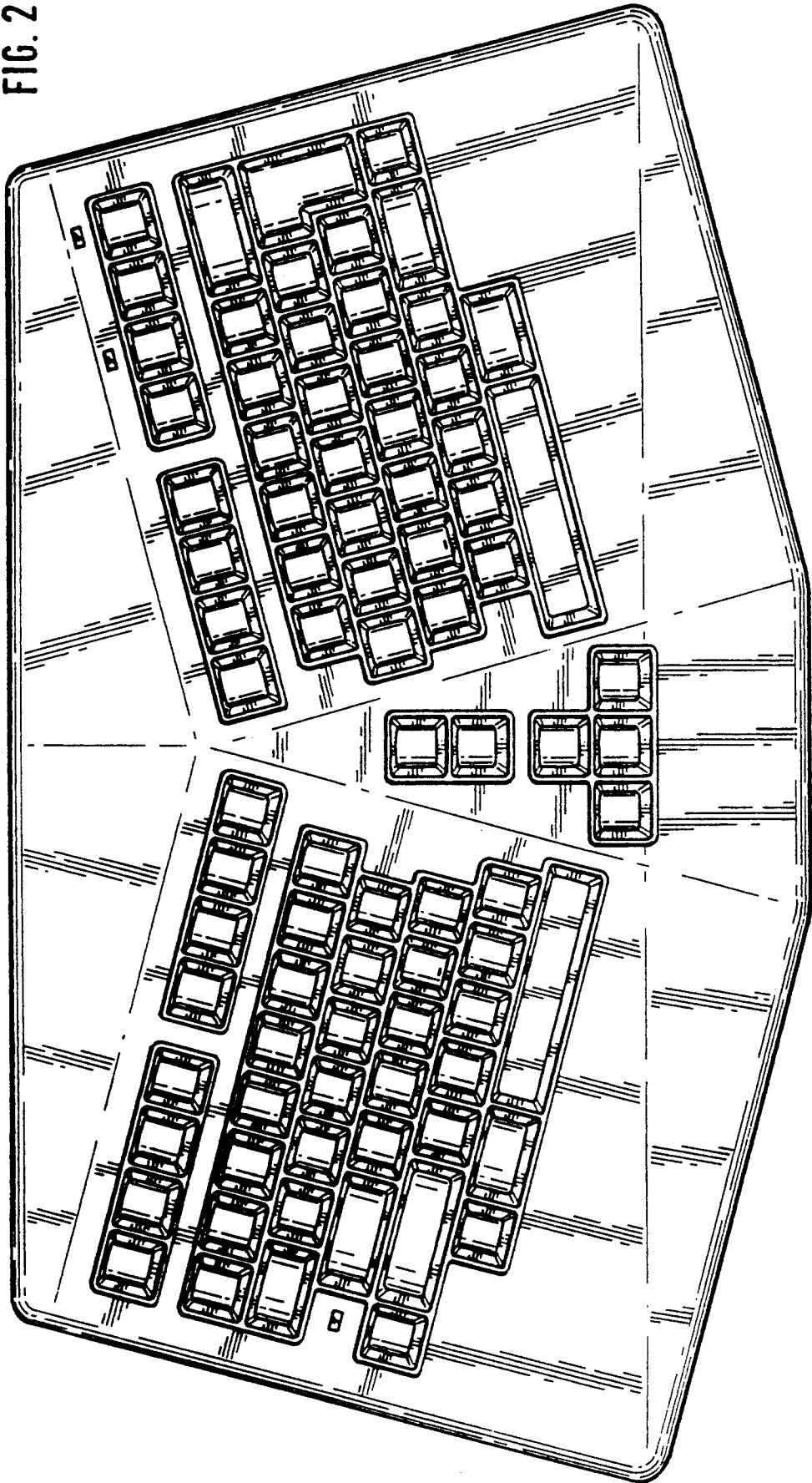


FIG. 3

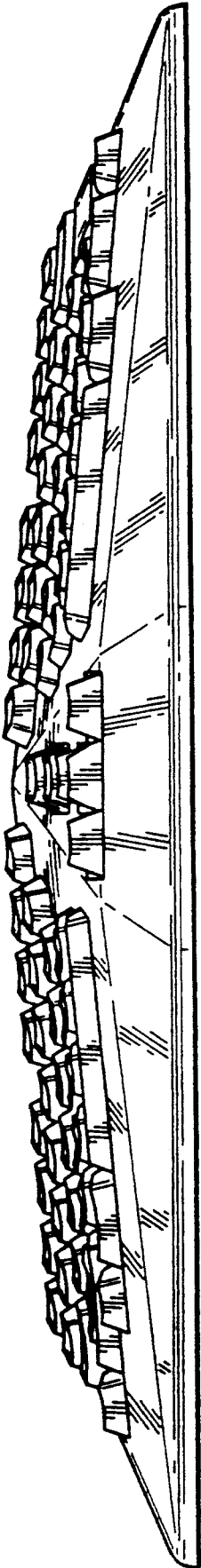


FIG. 4




FIG. 5




FIG. 6




FIG. 7

