



US 20120266909A1

(19) **United States**

(12) **Patent Application Publication**
TSAI

(10) **Pub. No.: US 2012/0266909 A1**

(43) **Pub. Date: Oct. 25, 2012**

(54) **HAIR STYLING APPARATUS**

(52) **U.S. Cl. 132/275; 132/273**

(76) **Inventor: KAI-MOU TSAI, TAIPEI CITY (TW)**

(57) **ABSTRACT**

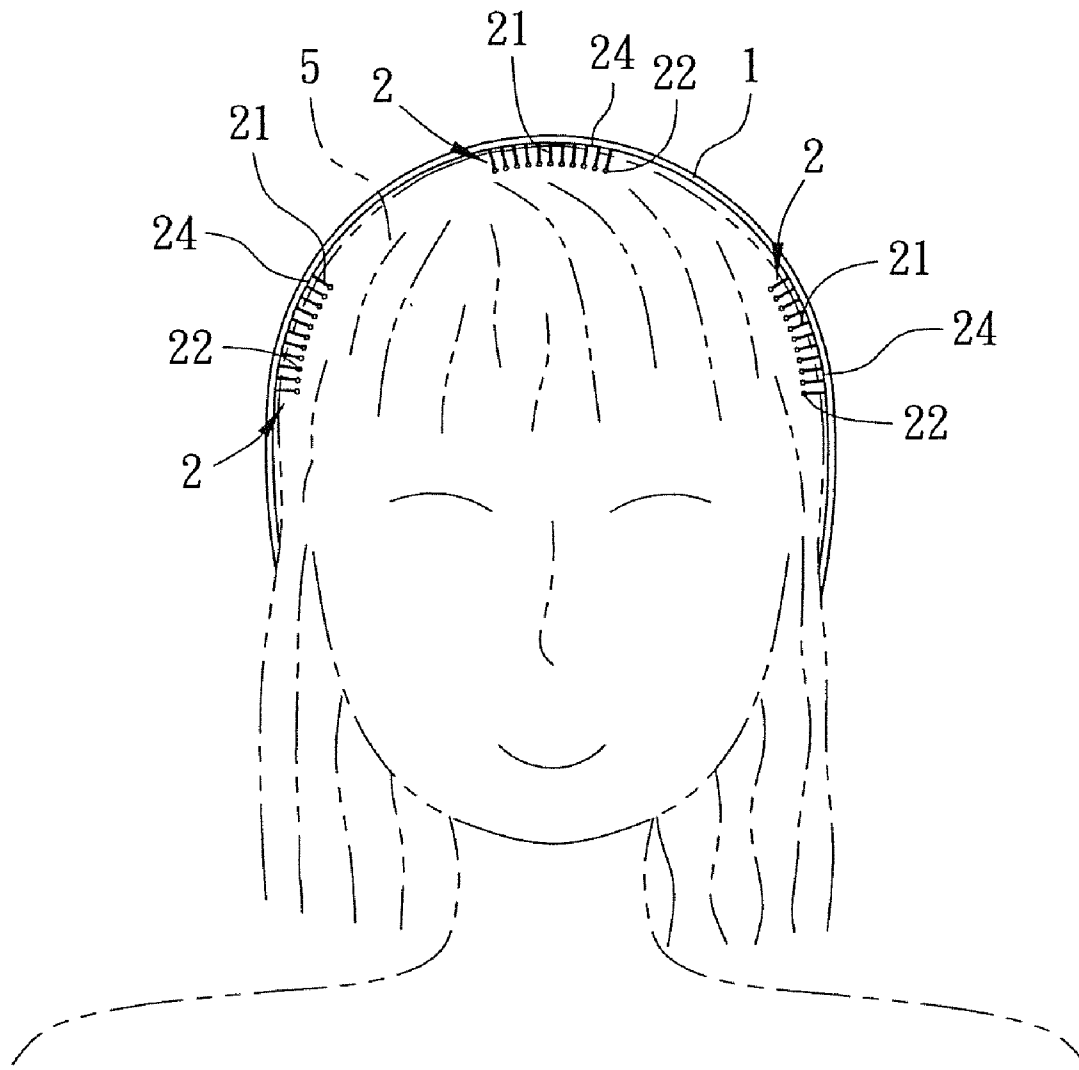
(21) **Appl. No.: 13/089,370**

(22) **Filed: Apr. 19, 2011**

Publication Classification

(51) **Int. Cl. A45D 8/00 (2006.01)**

A hair styling apparatus includes a body member made in the form of a hair hoop, hair ornament or hair band, and one or a number of hook members bonded to one side of the body member. Each hook member has a plurality of hook pins perpendicularly extended from a base layer thereof and terminating in a semispherical head.



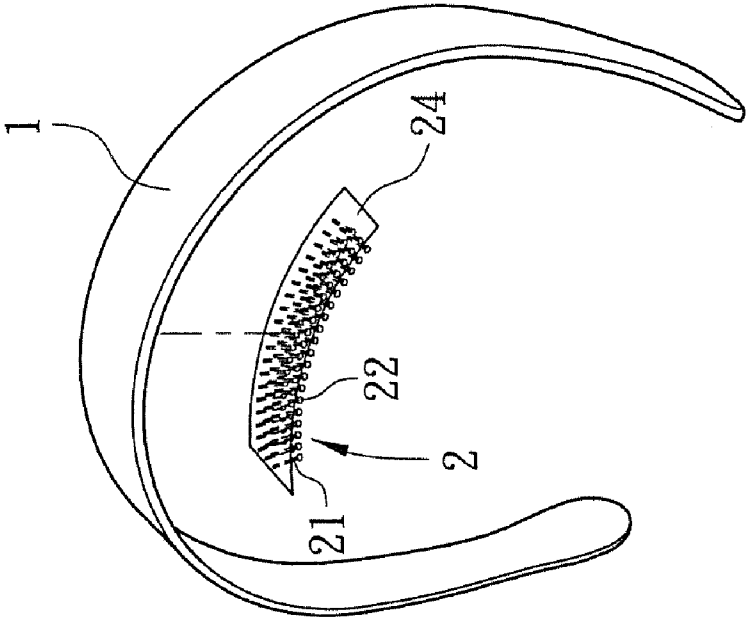


FIG. 1

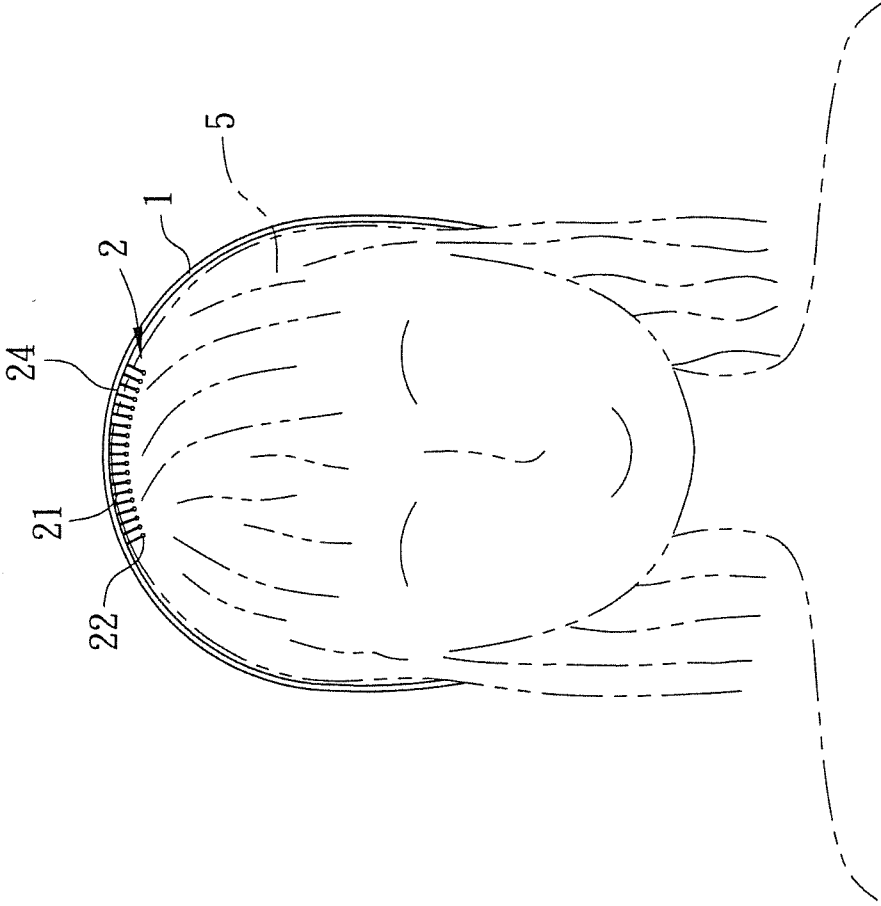


FIG. 3

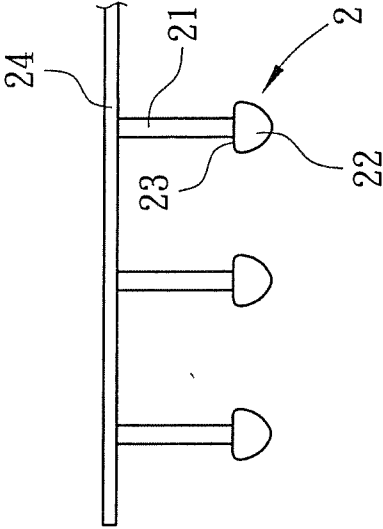


FIG. 2

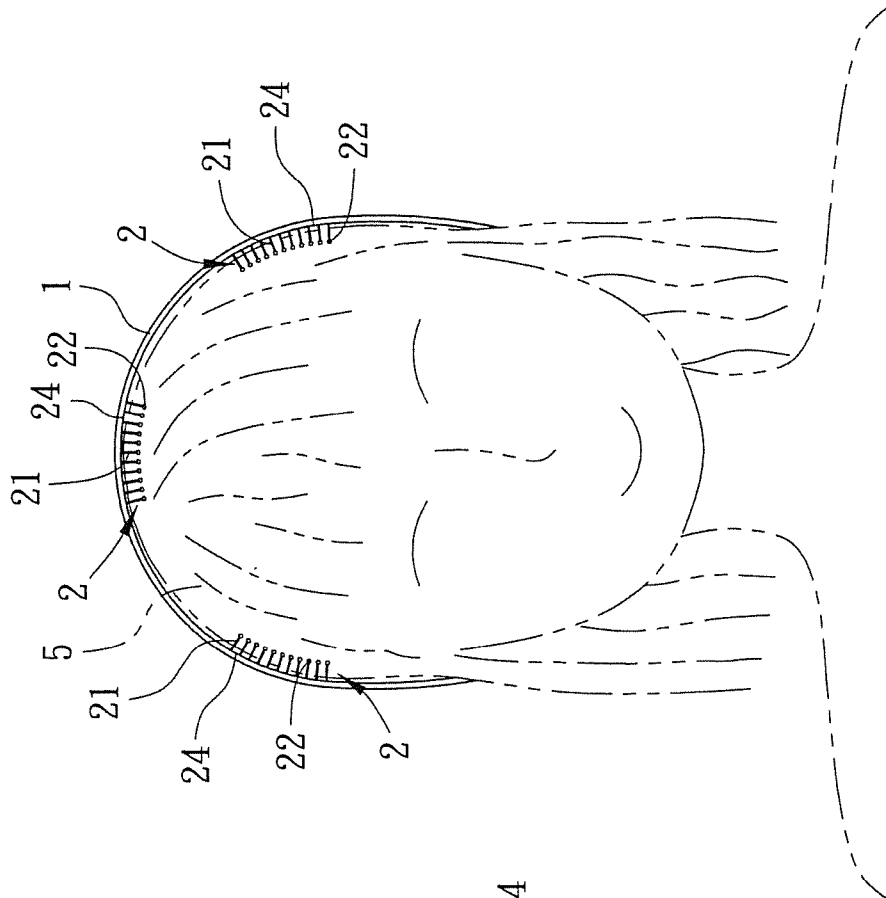


FIG. 4

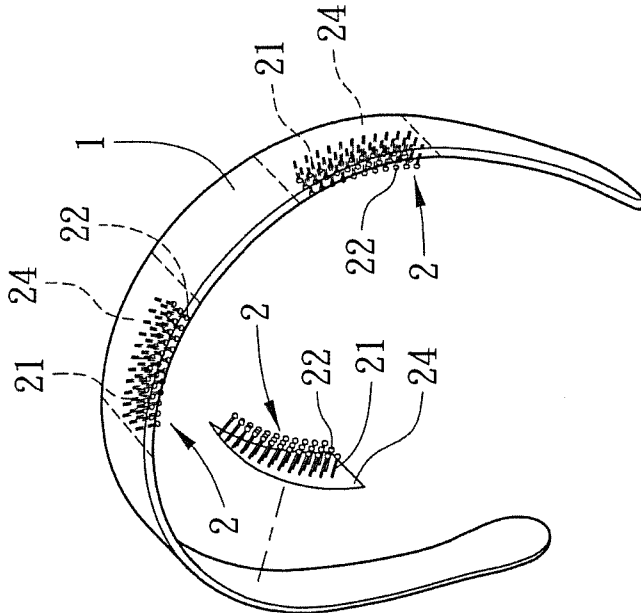


FIG. 5

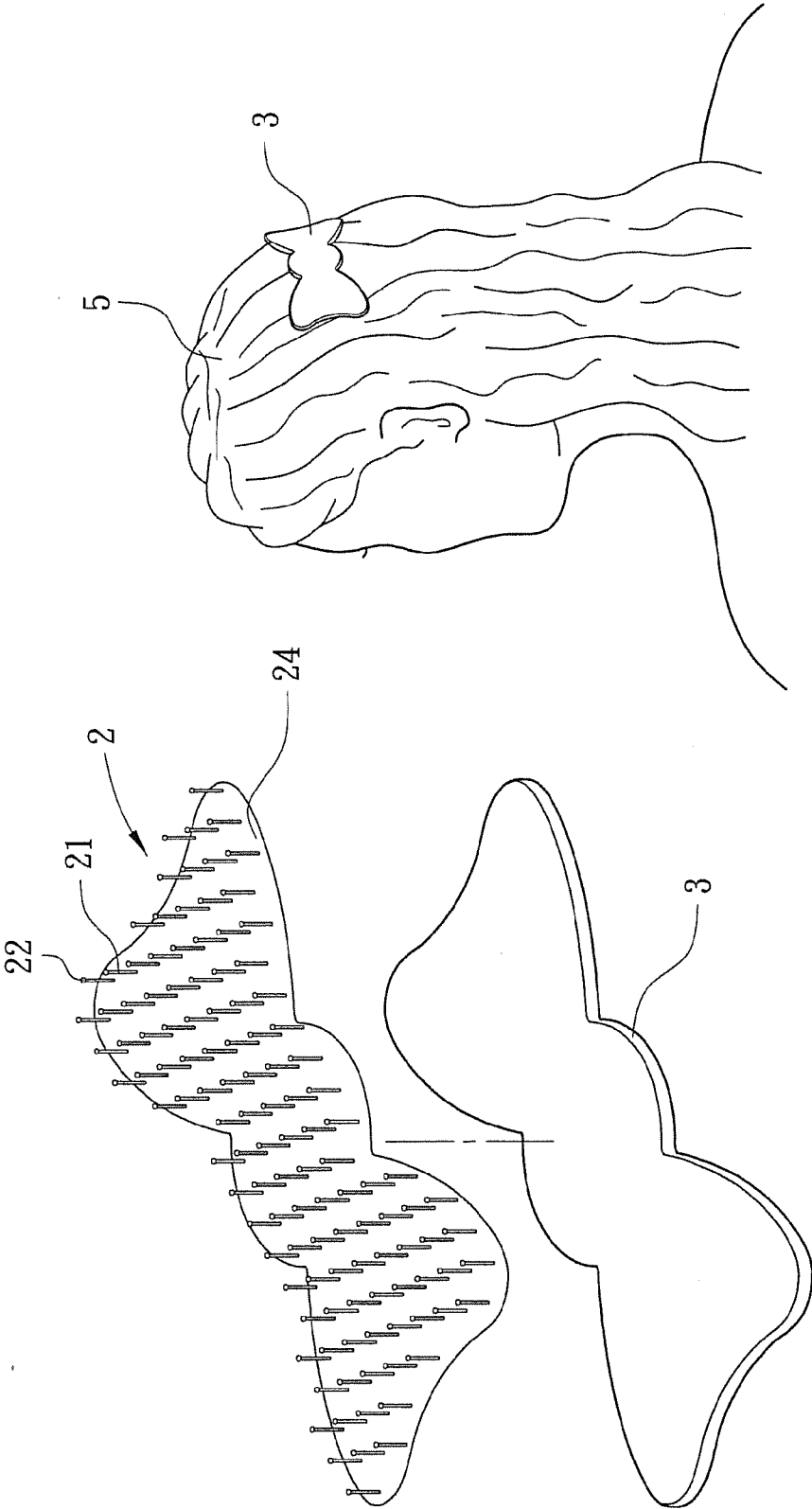


FIG. 7

FIG. 6

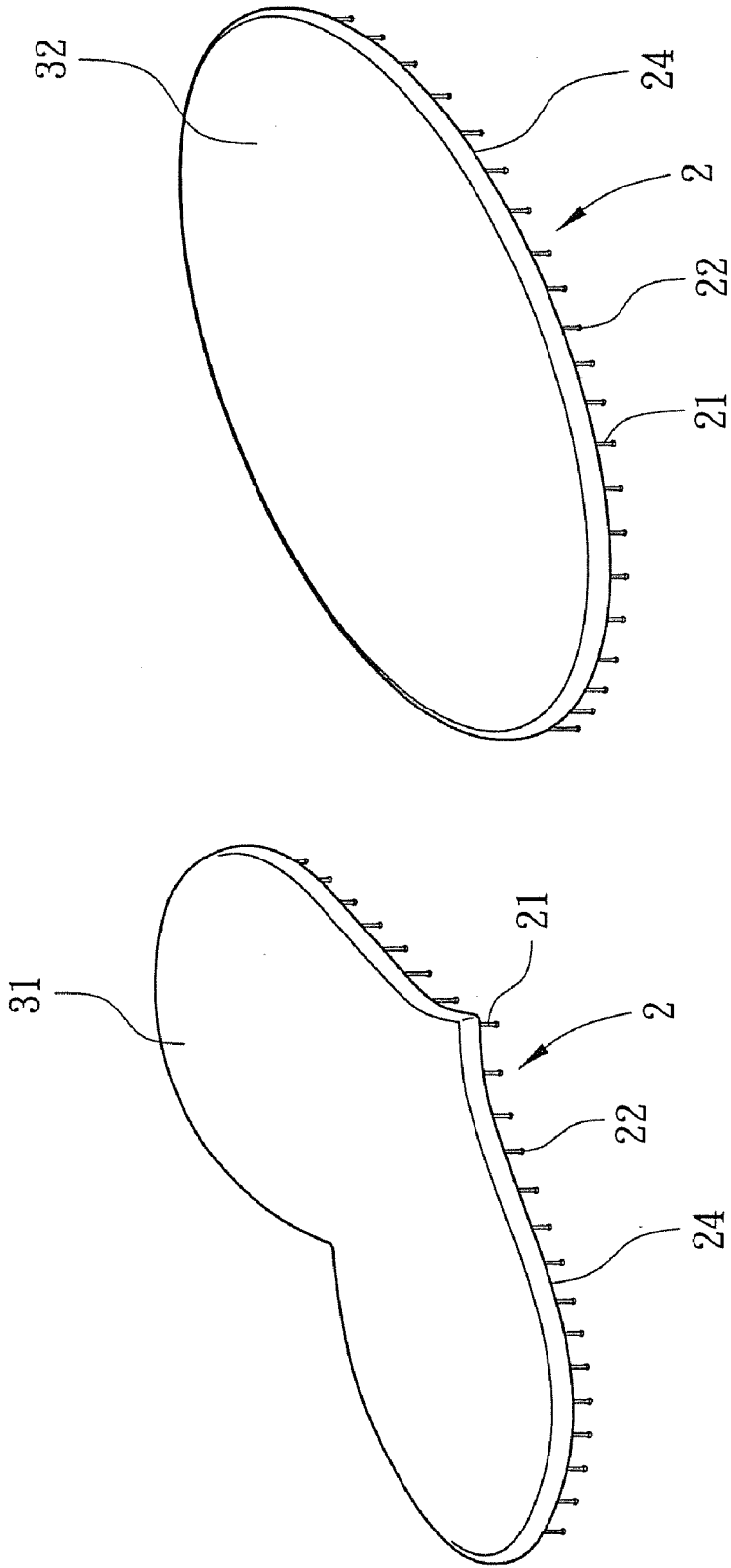


FIG. 8

FIG. 9

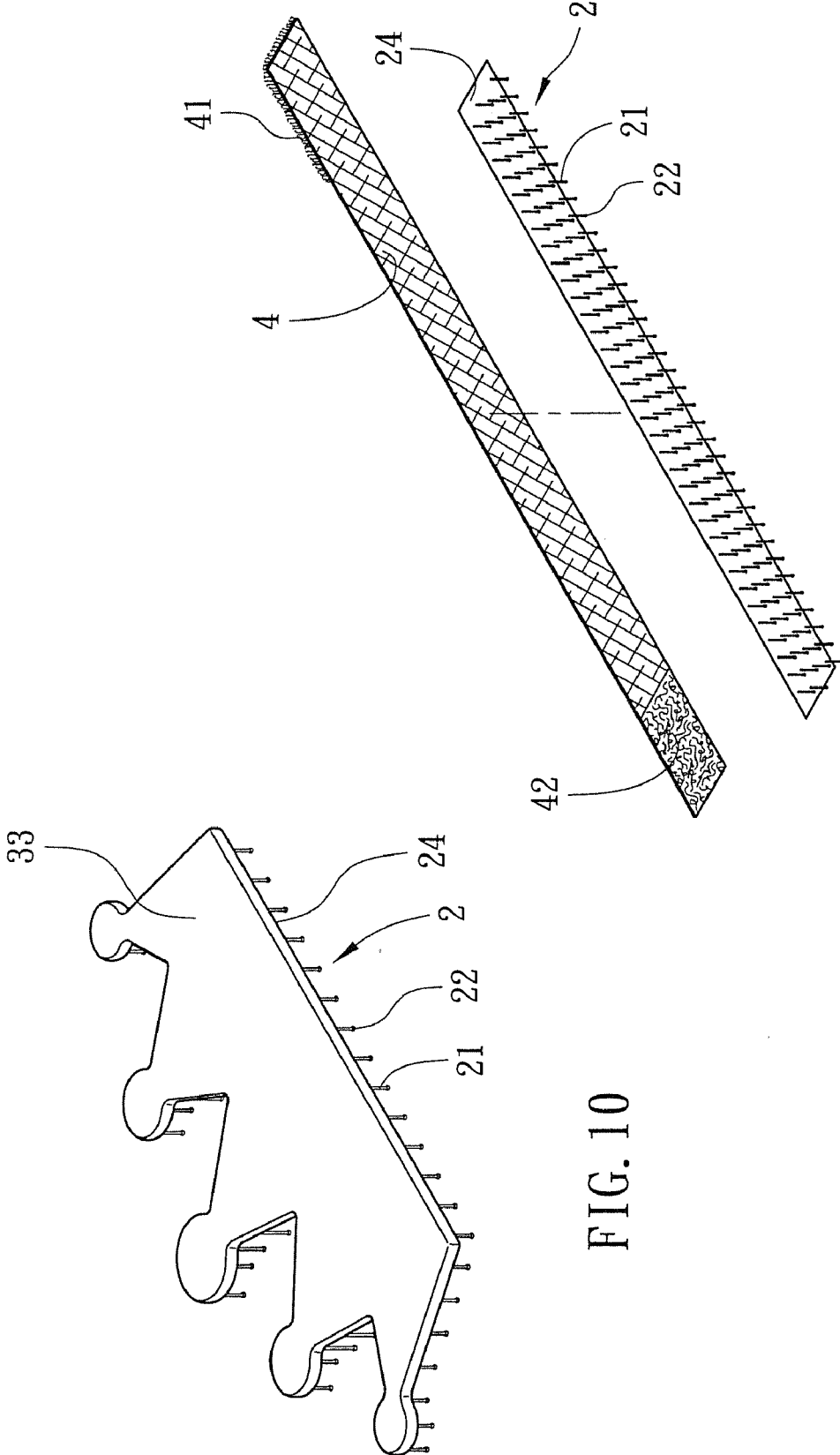


FIG. 10

FIG. 11

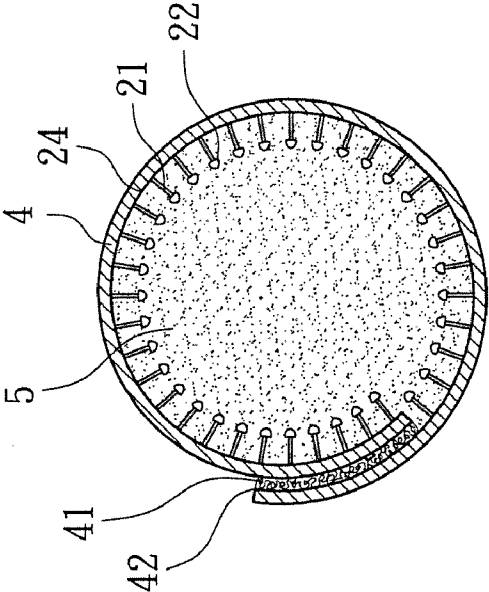


FIG. 12

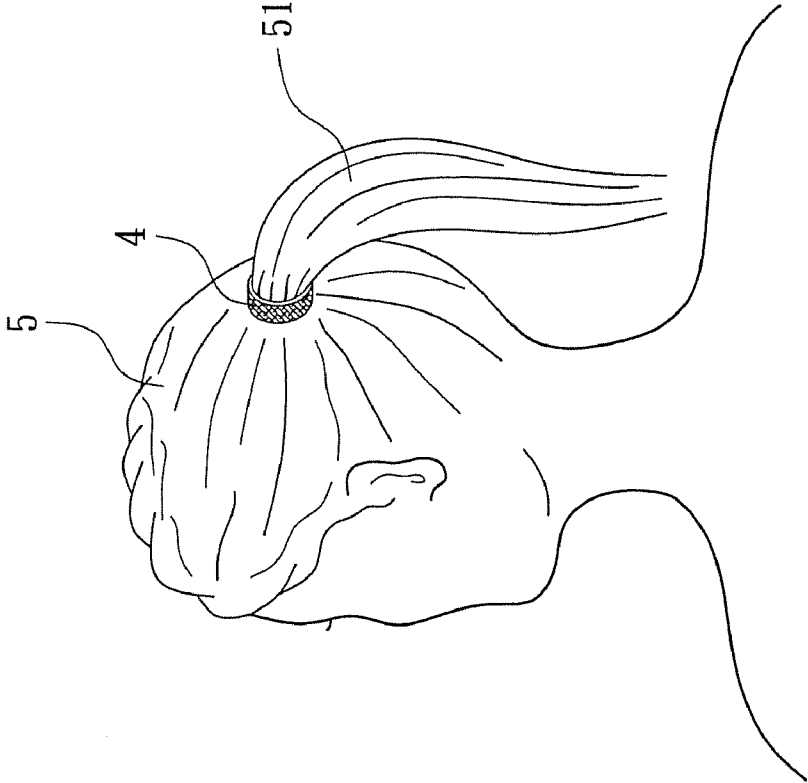
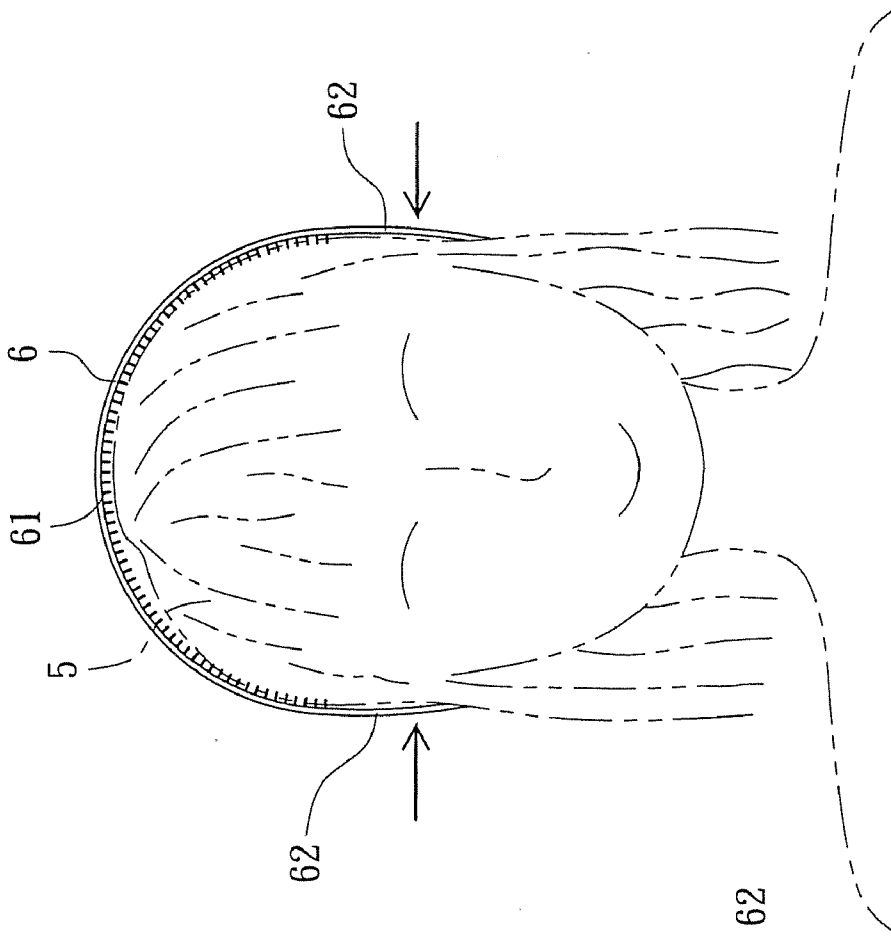
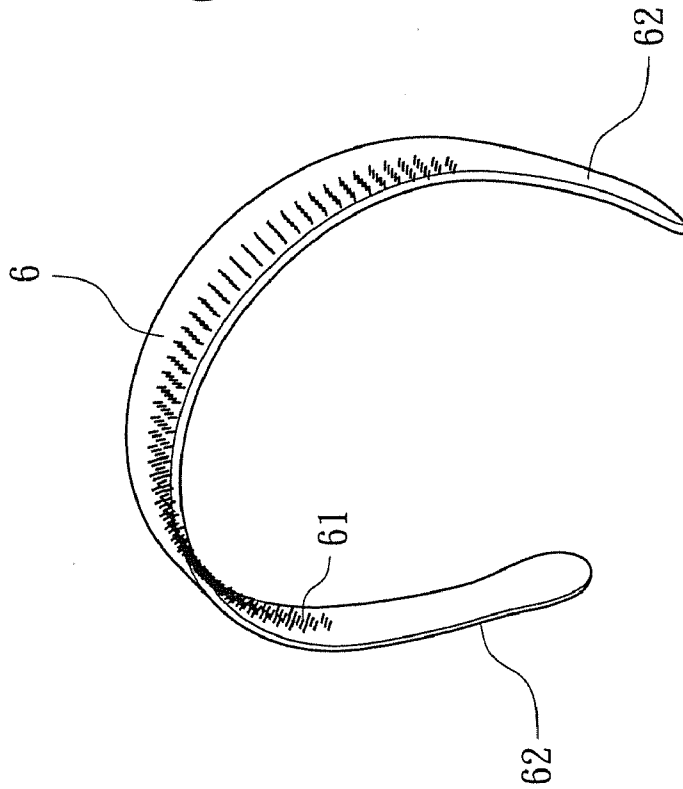


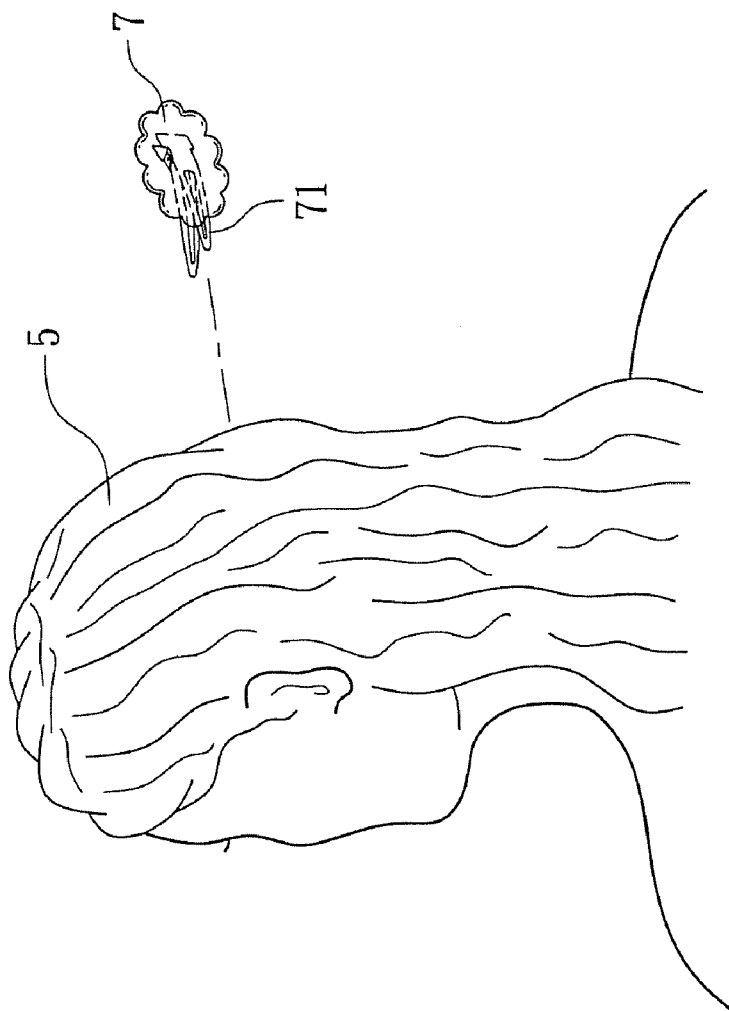
FIG. 13



PRIOR ART
FIG. 15



PRIOR ART
FIG. 14



PRIOR ART
FIG. 16

HAIR STYLING APPARATUS

BACKGROUND OF THE INVENTION

[0001] 1. Field of the Invention

[0002] The present invention relates to hair dressing technology and more particularly, to a hair styling apparatus that can be conveniently and positively fastened to the hair of a user to secure the hair in shape, providing a decorative effect.

[0003] 2. Description of the Related Art

[0004] Many hair styling apparatuses, such as hair pin, hair clip, hair band, wave clip and hair ornaments are commercially available. A conventional hair hoop 6, as shown in FIGS. 14 and 15, is a flexible or springy arch member having two arm portions 62 at the two distal ends thereof and multiple teeth 61 located on the inner wall thereof. During application, the two arm portions 62 of the hair hoop 6 are clamped on the user's head to hold down the hair, and the teeth 61 are formed into engagement with the user's hair. This design of hair hoop 6 is not satisfactory in function because the functioning of the teeth 61 cannot prohibit the hair hoop 6 from displacement relative to the user's hair.

[0005] FIG. 16 illustrates a conventional hair ornament 7. According to this design, the hair ornament 7 has a clip 71 located on the back side thereof for fastening to the hair of a user. The hair ornament 7 may be prepared by a piece of fabric or plastic sheet member. However, the user of the clip 71 greatly increases the weight of the hair ornament.

[0006] Further, a hair band may be used to tie up the hair of a person. Hook and loop materials may be used with a hair band for fastening. However, when the hook and loop materials are fastened together to secure the hair band to, for example, the tail of the hair of a person, the hair band may be loosed to slip on the tail of the hair accidentally.

SUMMARY OF THE INVENTION

[0007] The present invention has been accomplished under the circumstances in view. It is the main object of the present invention to provide a hair styling apparatus, which can be conveniently and positively fastened to the hair of a user to secure the hair in shape, providing a decorative effect.

[0008] To achieve this and other objects of the present invention, a hair styling apparatus comprises a body member, and one or a number of hook members bonded to one side of the body member. Each hook member has a plurality of hook pins perpendicularly extended from a base layer thereof and terminating in a semispherical head.

[0009] Further, the body member can be made in the form of a hair hoop, hair ornament or hair band.

[0010] Further, hook and loop materials may be used with the body member for fastening the hair styling apparatus to the hair of a user.

BRIEF DESCRIPTION OF THE DRAWINGS

[0011] FIG. 1 is a schematic exploded view of a hair styling apparatus in accordance with a first embodiment of the present invention.

[0012] FIG. 2 is an enlarged view of a part of the first embodiment of the present invention, illustrating the structure of the hook member.

[0013] FIG. 3 is a schematic drawing of the first embodiment of the present invention, illustrating the hair styling apparatus fastened to the hair of a user.

[0014] FIG. 4 corresponds to FIG. 1, illustrating multiple hook members used.

[0015] FIG. 5 is a schematic drawing of the present invention, illustrating the hair styling apparatus of FIG. 4 fastened to the hair of a user.

[0016] FIG. 6 is a schematic exploded view of a hair styling apparatus in accordance with a second embodiment of the present invention.

[0017] FIG. 7 is a schematic drawing of the second embodiment of the present invention, illustrating the hair styling apparatus fastened to the hair of a user.

[0018] FIG. 8 is an elevational assembly view of an alternate form of the hair styling apparatus in accordance with the second embodiment of the present invention.

[0019] FIG. 9 is an elevational assembly view of another alternate form of the hair styling apparatus in accordance with the second embodiment of the present invention.

[0020] FIG. 10 is an elevational assembly view of still another alternate form of the hair styling apparatus in accordance with the second embodiment of the present invention.

[0021] FIG. 11 is a schematic exploded view of a hair styling apparatus in accordance with a third embodiment of the present invention.

[0022] FIG. 12 is a schematic sectional view of the third embodiment of the present invention, illustrating the hair styling apparatus arranged into a loop.

[0023] FIG. 13 is a schematic drawing of the third embodiment of the present invention, illustrating the hair styling apparatus fastened to the hair of a user.

[0024] FIG. 14 is a schematic elevational view of a hair band according to the prior art.

[0025] FIG. 15 is a schematic drawing illustrating the prior art hair band fastened to the head of a user.

[0026] FIG. 16 is a schematic drawing illustrating a hair ornament according to the prior art.

DETAILED DESCRIPTION OF THE PREFERRED EMBODIMENT

[0027] Referring to FIGS. 1~5, a hair styling apparatus in accordance with a first embodiment of the present invention is shown comprising a hair hoop 1 and at least one hook member 2 (see FIG. 1, FIG. 4 and FIG. 5). Each hook member 2 comprises a base layer 24 bonded to one side of the hair hoop 1, and plurality of hook pins 21 perpendicularly extended from the base layer 24. Each hook pin 21 has a semispherical head 22 located on the distal end thereof remote from the base layer 24 and defining a flat retaining edge 23 at an inner side (see FIG. 2). During application, the hair hoop 1 is attached to the user's hair 5, and the semispherical heads 22 of the hook pins 21 of the at least one hook member 2 are inserted into gaps in the user's hair 5 and secured thereto.

[0028] Referring to FIGS. 6~10, a hair styling apparatus in accordance with a second embodiment of the present invention is shown comprising a hair ornament 3, 31, 32, 33 and a hook member 2. The hook member comprises a base layer 24 bonded to one side of the hair ornament 3, and plurality of hook pins 21 perpendicularly extended from the base layer 24. Each hook pin 21 has a semispherical head 22 located on the distal end thereof remote from the base layer 24. By means of inserting the hook pins 21 into gaps in the user's hair 5, the hair ornament 3 is firmly secured to the user's hair 5. The hair ornament 3, 31, 32, 33 can be made in any of a variety of shapes (see FIG. 6, FIG. 8, FIG. 9 and FIG. 10). Further, the

hair ornament **3**, **31**, **32**, **33** can be made of fabric, plastics or any of a variety of other materials.

[0029] Referring to FIGS. 11~13, a hair styling apparatus in accordance with a third embodiment of the present invention is shown comprising a hair band **4** and a hook member **2**. The hair band **4** is a flexible strip of sheet material, having a patch of hook material **41** and a patch of loop material **42** respectively fastened to two distal ends thereof at two opposite sides. The hook member comprises a flexible base layer **24** bonded to one side of the hair band **4**, and plurality of hook pins **21** perpendicularly extended from the base layer **24**. Each hook pin **21** has a semispherical head **22** located on the distal end thereof remote from the base layer **24**. By means of inserting the hook pins By means of winding the hook member **2** with the hair band **4** about the tail **51** of the user's hair **5** and forcing the hook pins **21** into gaps in the tail **51** of the user's hair **5** and then fastening the patch of hook material **41** and the patch of loop material **42** together, the hair styling apparatus secures the tail **51** of the user's hair **5** positively in shape.

[0030] Although particular embodiments of the invention have been described in detail for purposes of illustration, various modifications and enhancements may be made with-

out departing from the spirit and scope of the invention. Accordingly, the invention is not to be limited except as by the appended claims.

What the invention claimed is:

1. A hair styling apparatus, comprising a body member and at least one hook member bonded to one side of said body member, each said hook member comprising plurality of hook pins, each said hook pin having a semispherical head located on a distal end thereof and defining a flat retaining edge at an inner side.

2. The hair styling apparatus as claimed in claim 1, wherein each said hook member comprises a base layer bonded to one side of said body member; said hook pins are respectively perpendicularly extended from said base layer, in a parallel manner.

3. The hair styling apparatus as claimed in claim 1, wherein said body member is a hair hoop.

4. The hair styling apparatus as claimed in claim 1, wherein said body member is a hair band.

5. The hair styling apparatus as claimed in claim 1, wherein said body member is a hair ornament.

6. The hair styling apparatus as claimed in claim 1, wherein said body member is selected from the material group of fabric and plastics.

* * * * *