

(12) INTERNATIONAL APPLICATION PUBLISHED UNDER THE PATENT COOPERATION TREATY (PCT)

(19) World Intellectual Property

Organization

International Bureau

(43) International Publication Date

04 January 2018 (04.01.2018)



(10) International Publication Number

WO 2018/006001 A1

(51) International Patent Classification:

A61P 37/08 (2006.01)

A61P 11/06 (2006.01)

A61Q 15/00 (2006.01)

(21) International Application Number:

PCT/US2017/040348

(22) International Filing Date:

30 June 2017 (30.06.2017)

(25) Filing Language:

English

(26) Publication Language:

English

(30) Priority Data:

62/357,730 01 July 2016 (01.07.2016) US

62/357,711 01 July 2016 (01.07.2016) US

(71) Applicant: BODOR LABORATORIES, INC. [US/US];

4400 Biscayne Boulevard, Suite 980, Miami, FL 33137 (US).

(72) Inventor: BODOR, Nicholas, S.; 10225 Collins Avenue,

Unite 1002-1004, Bal Harbour, FL 33154 (US).

(74) Agent: BOWEN, Kerisha, A.; Dentons US LLP, 1900 K

Street Nw, Washington, DC 20006 (US).

(81) Designated States (unless otherwise indicated, for every

kind of national protection available): AE, AG, AL, AM, AO, AT, AU, AZ, BA, BB, BG, BH, BN, BR, BW, BY, BZ, CA, CH, CL, CN, CO, CR, CU, CZ, DE, DJ, DK, DM, DO, DZ, EC, EE, EG, ES, FI, GB, GD, GE, GH, GM, GT, HN, HR, HU, ID, IL, IN, IR, IS, JO, JP, KE, KG, KH, KN, KP, KR, KW, KZ, LA, LC, LK, LR, LS, LU, LY, MA, MD, ME, MG, MK, MN, MW, MX, MY, MZ, NA, NG, NI, NO, NZ, OM, PA, PE, PG, PH, PL, PT, QA, RO, RS, RU, RW, SA, SC, SD, SE, SG, SK, SL, SM, ST, SV, SY, TH, TJ, TM, TN, TR, TT, TZ, UA, UG, US, UZ, VC, VN, ZA, ZM, ZW.

(84) Designated States (unless otherwise indicated, for every

kind of regional protection available): ARIPO (BW, GH, GM, KE, LR, LS, MW, MZ, NA, RW, SD, SL, ST, SZ, TZ, UG, ZM, ZW), Eurasian (AM, AZ, BY, KG, KZ, RU, TJ, TM), European (AL, AT, BE, BG, CH, CY, CZ, DE, DK, EE, ES, FI, FR, GB, GR, HR, HU, IE, IS, IT, LT, LU, LV, MC, MK, MT, NL, NO, PL, PT, RO, RS, SE, SI, SK, SM, TR), OAPI (BF, BJ, CF, CG, CI, CM, GA, GN, GQ, GW, KM, ML, MR, NE, SN, TD, TG).

Published:

— with international search report (Art. 21(3))

(54) Title: COMPOSITIONS AND METHODS FOR TREATMENT OF COPD

(57) Abstract: Methods and compositions for treating chronic obstructive pulmonary disease (COPD) and other obstructive diseases of the respiratory tract by administering soft anticholinergic esters once or twice daily with fewer systemic side-effects than glycopyrrrolate.



WO 2018/006001 A1

COMPOSITIONS AND METHODS FOR TREATMENT OF COPD

CROSS-REFERENCE TO RELATED APPLICATIONS

[0001] Priority is claimed to U.S. Provisional Patent Application Nos. 62/357,711, filed on July 1, 2016 and 62/357,730, filed on July 1, 2016. Each of the Provisional Patent Applications are hereby incorporated by reference in their entirety. A right is hereby reserved to have patentability determinations made on the basis of the applicable sections of Public Law 112-29.

FIELD

[0002] The present disclosure relates to anticholinergic compounds and formulations and their use.

BACKGROUND

[0003] Various anticholinergic compounds and formulations for those compounds have been previously described. Muscarinic receptor antagonists are frequently used therapeutic agents that inhibit the effects of acetylcholine by blocking its binding to muscarinic cholinergic receptors at neuroeffector sites on smooth muscle, cardiac muscle, and gland cells as well as in peripheral ganglia and in the central nervous system (CNS). However, their side effects, which can include dry mouth, photophobia, blurred vision, urinary hesitancy and retention, drowsiness, dizziness, restlessness, irritability, disorientation, hallucinations, tachycardia and cardiac arrhythmias, nausea, constipation, and severe allergic reactions, often limit their clinical use. However, currently used locally active anticholinergics can exhibit unwanted systemic side effects which can limit the dosage that can be safely administered.

[0004] Glycopyrrolate is among the quaternary ammonium anticholinergics which have reduced CNS-related side effects as they cannot cross the blood-brain barrier; however, because glycopyrrolate is eliminated mainly as unchanged drug or active metabolite, its topical and other local administration is often associated with common undesirable anticholinergic systemic side effects. To increase the therapeutic index of

anticholinergics, the soft drug approach has been applied in a number of different designs starting from various lead compounds, but there is a need for optimizing soft anticholinergics with clinically meaningful biological activity. These muscarinic antagonists, just as all other soft drugs, are designed to elicit their intended pharmacological effect at the site of application, but to be quickly metabolized into their designed-in, inactive metabolite upon entering the systemic circulation and to be rapidly eliminated from the body, resulting in reduced systemic side effects and an increased therapeutic index.

[0005] Soft anticholinergic zwitterions have been described in US Patent Publication No. 2012/0141401 (now USP 8,568,699), and its related patents, USP 8,071,639; 7,538,219; and 7,417,147. Soft anticholinergic esters have been described in US Patent Publication No. 2012/0177590 (now USP 8,628,759) and its related patents USP 8,147,809; 7,576,210; and 7,399,861. Although these published applications and patents identified the potential for the zwitterion or ester forms of anticholinergics to be used for treating various conditions, the fact that activity and duration of action against COPD (chronic obstructive pulmonary disease) and other obstructive diseases of the respiratory tract are unexpectedly high herein, based on a comparison to published mydriasis data, was not known or previously described or suggested. Indeed, the quick metabolism and rapid elimination described for the soft anticholinergic esters in the art militate against their being useful for once or twice a day respiratory therapy. Likewise, the fact that the zwitterions are described in the art as having only about one-tenth the anticholinergic activity of the esters makes the zwitterions unlikely to be useful for once or twice daily respiratory therapy.

[0006] Each of the U.S. Patent Publications Nos. 2012/0141401 (USP 8,568,699) and 2012/0177590 (USP 8,628,759), and the related patents USP 8,147,809; 8,071,693; 7,576,210; 7,538,219; 7,417,147; and 7,399,861 are hereby incorporated by reference in their entireties and relied upon.

[0007] The soft anticholinergic esters of U.S. Patent Nos. 8,628,729; 8,147,809; 7,576,210; and 7,399,861 have been previously proposed for use in a variety of pharmaceutical forms for various conditions requiring use of a local active, but not systemically active, anticholinergic agent. That is, these anticholinergics, which are soft drugs are designed to elicit their desired pharmacological effect at the site of application, but to be quickly metabolized into their designed-in, relatively inactive

metabolite upon entering the systemic circulation, affording reduced side-effects. Indeed, these soft anticholinergic agents were previously proposed for use in the treatment of congestive obstructive pulmonary disease (COPD) and their obstructive disease of the respiratory tract. Nevertheless, it was expected that rapid inactivation to the much less active metabolite would prevent practical use as infrequently as once or twice per day. This is due to the fact that the esters were found to be very short-acting in mydriatic studies. In the eye, the unique alkyl ester function of these compounds was rapidly hydrolyzed and deactivated, such that a mydriatic activity was very short term. It was expected that the unique alkyl ester function of the soft esters would also be rapidly hydrolyzed by esterases, particularly cholinesterase, and deactivated in the respiratory system, especially the lungs, so that these compounds would not be practical for use in a once or twice a day regime or regimen, for example once a day in the treatment of COPD.

[0008] The soft anticholinergic zwitterions of U.S. Patent No. 8,568,699; No. 8,071,639; No. 7,538,219; and No. 7,417,147 have been previously proposed for use in a variety of pharmaceutical forms for various conditions requiring use of a local active, but not systemically active, anticholinergic agent. That is, these anticholinergics have been among compounds previously described as soft anticholinergic zwitterions which are products of the hydrolysis of the corresponding soft anticholinergic esters. See, Bodor United States Patent No. 8,147,809 and other U.S. and foreign counterparts thereof. See also, Wu et al., "Pharmacokinetic and Pharmacodynamic Evaluations of the Zwitterionic Metabolite of a New Series of N-Substituted Soft Anticholinergics", *Pharmaceutical Research*, Vol. 22, No. 12, pp. 2035-2044, 12 December 2005 (available online 26 September 2005), Kluwer Academic, Plenum Publishers, U.S.. The above-mentioned patent documents describe the synthesis and resolution of representative zwitterions and also contain pharmacological test data.

[0009] According to the patents and applications describing the soft anticholinergic zwitterions, the compounds of this type are much less active anticholinergics than the corresponding esters, by about an order of magnitude, that is, by a factor of 10, yet are nevertheless useful as anticholinergics; among their anticholinergic uses, the compounds of this type are taught to be useful in treating overactive bladder, COPD and other respiratory conditions, and also in inducing

short-acting mydriasis and thus can be used to dilate the pupils of the eyes in vision testing.

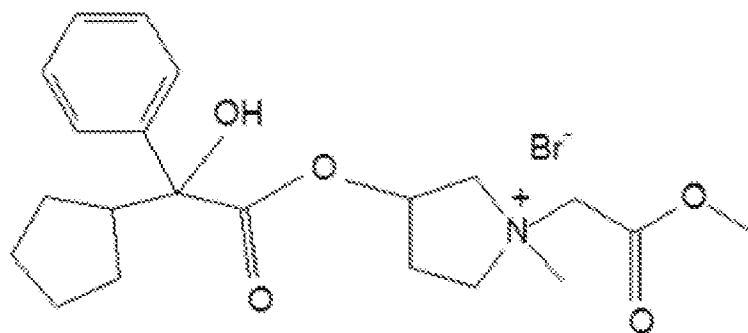
[00010] Mydriatic studies in rabbit eyes have been previously described for an exemplary zwitterion, compared to glycopyrrolate, tropicamide and two soft anticholinergic esters. The zwitterion produced local mydriatic activity after topical administration but only with a short duration of action. The racemic form showed even lower potency.

[00011] Furthermore, , the exemplary zwitterion has been found to not cause any observable irritation reactions, such as eye-closing, lacrimation, or mucous discharge; and unlike conventional anticholinergics, it did not cause pupil dilation in the contralateral, untreated eye, indicating not only low topical and systemic side effects, but also rapid elimination from the systemic circulation.

[00012] The fact is that the zwitterions were found to be very short-acting in mydriatic studies and were known as very weak in terms of intrinsic anticholinergic activity as characterized by pA₂ (as reported earlier). In addition, when administered intravenously, the zwitterions were eliminated very quickly. Thus, the "inactive metabolite" (decrease of at least 10 fold in pA₂ compared to the corresponding soft esters) was not considered to be sufficiently active or long-acting for the once daily or twice daily treatment of obstructive diseases of the respiratory tract, for example COPD and asthma.

SUMMARY

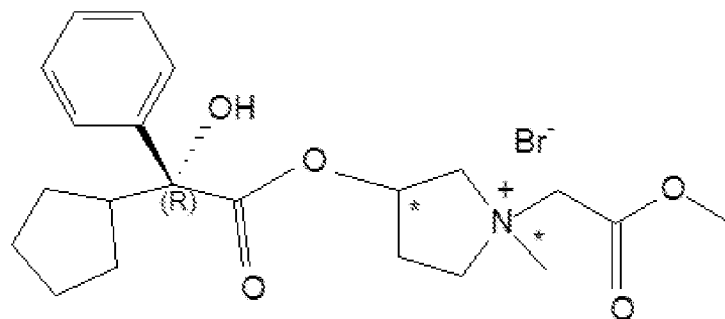
[00013] The subject application concerns methods and pharmaceutical formulations for treating an obstructive disease of the respiratory tract (e.g. COPD) in subjects, in particular, in humans, suffering from said obstructive disease. A pharmaceutical composition for use herein comprises at least one soft anticholinergic agent, which is a soft ester analog of glycopyrrolate as described in more detail below, in a sufficient or an effective amount or concentration that reduces or inhibits at least one symptom of said obstructive disease, especially an amount that improves breathing. One embodiment is a pharmaceutical composition comprising: (a) at least one compound having the formula (1):



(1)

wherein R is C₁-C₈ straight or branched chain alkyl, said compound having the R, S, or RS stereoisomeric configuration at the 2 position and 1' and 3' positions, or a stereoisomeric mixture thereof, in an amount sufficient to reduce or inhibit at least one symptom of said obstructive disease; and (b) at least one pharmaceutically acceptable carrier or excipient, formulated for administration once daily or twice daily by oral inhalation or nasally. When R is methyl or ethyl, the formulation is preferably anhydrous.

[00014] A preferred embodiment of a pharmaceutical composition for use herein comprises: (a) at least one compound having the following stereospecific formula (2):



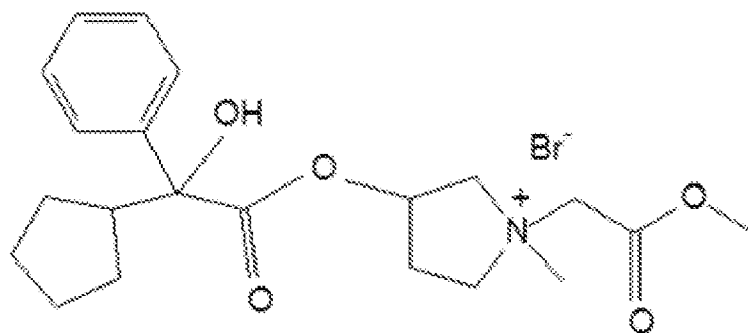
(2)

wherein R is C₁-C₈ straight or branched chain alkyl, said compound having the R stereoisomeric configuration at the 2 position and having the R, S, or RS stereoisomeric configuration at the 1' and 3' positions (designated by asterisks), or a stereoisomeric mixture thereof, and (b) at least one pharmaceutically acceptable carrier or excipient, formulated for administration once daily or twice daily by oral inhalation or nasally. When R is methyl or ethyl, the formulation is preferably

anhydrous. The amount of compound of formula (2) is sufficient to inhibit or decrease at least one symptom of the obstructive respiratory disease.

[00015] Methods of treating an obstructive disease of the respiratory tract (e.g. COPD), or inhibiting or ameliorating or decreasing or reducing symptoms thereof, by using at least one compound of formula (1) or (2) above or a pharmaceutical composition as described herein comprising at least one such compound, are also included. The methods comprise, for example, administering nasally (to the nasal mucosa) or by oral inhalation (to the bronchial tubes and/or lungs) of a subject suffering from an obstructive disease of the respiratory tract, once or twice daily, at least one compound of formula (1) or (2) or a pharmaceutical composition comprising at least one compound of formula (1) or (2) above and at least one non-toxic pharmaceutically acceptable carrier or excipient, in an amount of compound of formula (1) or (2) sufficient to reduce or inhibit at least one symptom of said obstructive disease. The composition is formulated according to the particular obstructive disease to be treated. Formulation for oral inhalation (which can also be termed "pulmonary inhalation") is contemplated for treatment of COPD, asthma, bronchitis, bronchiectasis, acute lung injury, acute respiratory distress syndrome (ARDS) and cystic fibrosis. Formulation for nasal administration is acceptable for treating allergic rhinitis or infectious rhinitis, except in severe cases where oral inhalation is preferred.

[00016] In an alternative embodiment, the pharmaceutical composition is a combination product comprising: (i) at least one at least one soft ester analog of glycopyrrolate, as described in more detail below, in a sufficient or an effective amount or concentration that reduces or inhibits at least one symptom of said obstructive disease, especially an amount that improves breathing; and (ii) at least one zwitterion, as described in more detail below, in an amount sufficient to prolong activity in reducing or inhibiting said at least one symptom. One embodiment is a pharmaceutical composition comprising: (a) at least one ester compound having the formula (1):



(1)

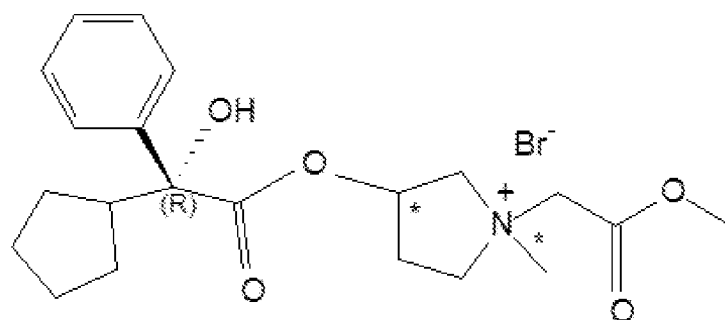
wherein R is C₁-C₈ straight or branched chain alkyl, said compound having the R, S, or RS stereoisomeric configuration at the 2 position and 1' and 3' positions, or a stereoisomeric mixture thereof, in an amount sufficient to reduce or inhibit at least one symptom of said obstructive disease; (b) at least one non-toxic pharmaceutically acceptable carrier or excipient, formulated for administration once daily or twice daily by oral inhalation or nasally; and (c) at least one zwitterion selected from the group consisting of:

- (i) (±) 3-(2-cyclopentyl-2-phenyl-2-hydroxyacetoxy)-1-(carboxymethyl) 1-methylpyrrolidinium inner salt;
- (ii) (2R) 3-(2-cyclopentyl-2-phenyl-2-hydroxyacetoxy)-1-(carboxymethyl)-1-methylpyrrolidinium inner salt;
- (iii) (2R, 1'R, 3'R) 3-(2-cyclopentyl-2-phenyl-2-hydroxyacetoxy)-1-(carboxymethyl)-1-methylpyrrolidinium inner salt;
- (iv) (2R, 1'S, 3'R) 3-(2-cyclopentyl-2-phenyl-2-hydroxyacetoxy)-1-(carboxymethyl)-1-methylpyrrolidinium inner salt;
- (v) (2R, 1'R, 3'S) 3-(2-cyclopentyl-2-phenyl-2-hydroxyacetoxy)-1-(carboxymethyl)-1-methylpyrrolidinium inner salt;
- (vi) (2R, 1'S, 3'S) 3-(2-cyclopentyl-2-phenyl-2-hydroxyacetoxy)-1-(carboxymethyl)-1-methylpyrrolidinium inner salt;
- (vii) (2R, 3'R) 3-(2-cyclopentyl-2-phenyl-2-hydroxyacetoxy)-1-(carboxymethyl)-1-methylpyrrolidinium inner salt;
- (viii) (2R, 3'S) 3-(2-cyclopentyl-2-phenyl-2-hydroxyacetoxy)-1-(carboxymethyl)-1-methylpyrrolidinium inner salt;

- (ix) (2R, 1'R) 3-(2-cyclopentyl-2-phenyl-2-hydroxyacetoxy)-1-(carboxymethyl)-1-methylpyrrolidinium inner salt;
- (x) (2R, 1'S) 3-(2-cyclopentyl-2-phenyl-2-hydroxyacetoxy)-1-(carboxymethyl)-1-methylpyrrolidinium inner salt; and

a mixture of said at least one zwitterion with at least one stereoisomer thereof, in an amount or concentration sufficient to prolong activity in reducing or inhibiting said at least one symptom; and optionally, (c) at least one non-toxic pharmaceutically acceptable carrier or excipient, formulated for administration once daily or twice daily by oral inhalation or nasally. When R is methyl or ethyl, the formulation is preferably anhydrous.

[00017] A preferred embodiment of a pharmaceutical composition or combination product for use herein comprises: (a) at least one ester compound having the following stereospecific formula (2):



(2)

wherein R is C₁-C₈ straight or branched chain alkyl, said compound having the R stereoisomeric configuration at the 2 position and having the R, S, or RS stereoisomeric configuration at the 1' and 3' positions (designated by asterisks), or a stereoisomeric mixture thereof; (b) at least one zwitterion selected from the group consisting of:

- (i) (±) 3-(2-cyclopentyl-2-phenyl-2-hydroxyacetoxy)-1-(carboxymethyl)-1-methylpyrrolidinium inner salt;
- (ii) (2R) 3-(2-cyclopentyl-2-phenyl-2-hydroxyacetoxy)-1-(carboxymethyl)-1-methylpyrrolidinium inner salt;
- (iii) (2R, 1'R, 3'R) 3-(2-cyclopentyl-2-phenyl-2-hydroxyacetoxy)-1-(carboxymethyl)-1-methylpyrrolidinium inner salt;
- (iv) (2R, 1'S, 3'R) 3-(2-cyclopentyl-2-phenyl-2-hydroxyacetoxy)-1-

- (carboxymethyl)-1-methylpyrrolidinium inner salt;
- (v) (2R, 1'R, 3'S) 3-(2-cyclopentyl-2-phenyl-2-hydroxyacetoxy)-1-(carboxymethyl)-1-methylpyrrolidinium inner salt;
- (vi) (2R, 1'S, 3'S) 3-(2-cyclopentyl-2-phenyl-2-hydroxyacetoxy)-1-(carboxymethyl)-1-methylpyrrolidinium inner salt;
- (vii) (2R, 3'R) 3-(2-cyclopentyl-2-phenyl-2-hydroxyacetoxy)-1-(carboxymethyl)-1-methylpyrrolidinium inner salt;
- (viii) (2R, 3'S) 3-(2-cyclopentyl-2-phenyl-2-hydroxyacetoxy)-1-(carboxymethyl)-1-methylpyrrolidinium inner salt;
- (ix) (2R, 1'R) 3-(2-cyclopentyl-2-phenyl-2-hydroxyacetoxy)-1-(carboxymethyl)-1-methylpyrrolidinium inner salt;
- (x) (2R, 1'S) 3-(2-cyclopentyl-2-phenyl-2-hydroxyacetoxy)-1-(carboxymethyl)-1-methylpyrrolidinium inner salt; and

a mixture of said at least one zwitterion with at least one stereoisomer thereof, and optionally, (c) at least one non-toxic pharmaceutically acceptable carrier or excipient, formulated for administration once daily or twice daily by oral inhalation or nasally.

When R is methyl or ethyl, the formulation is preferably anhydrous. The amount of ester compound of formula (2) is sufficient to inhibit or decrease at least one symptom of the obstructive respiratory disease. The amount of zwitterion is also as defined with formula (1) above.

[00018] Methods of treating an obstructive disease of the respiratory tract (e.g. COPD), or inhibiting or ameliorating or decreasing or reducing symptoms thereof, by using at least one compound of formula (1) or (2) above or a pharmaceutical composition as described herein comprising at least one such compound, are also included. The methods comprise, for example, administering nasally (to the nasal mucosa) or by oral inhalation (to the bronchial tubes and/or lungs) of a subject suffering from an obstructive disease of the respiratory tract, once or twice daily, at least one compound of formula (1) or (2) or a pharmaceutical composition comprising at least one compound of formula (1) or (2) above and at least one non-toxic pharmaceutically acceptable carrier or excipient, in an amount of compound of formula (1) or (2) sufficient to reduce or inhibit at least one symptom of said obstructive disease. The composition is formulated according to the particular obstructive disease to be treated. Formulation for oral inhalation (which can also be

termed "pulmonary inhalation") is contemplated for treatment of COPD, asthma, bronchitis, bronchiectasis, acute lung injury, acute respiratory distress syndrome (ARDS) and cystic fibrosis. Formulation for nasal administration is acceptable for treating allergic rhinitis or infectious rhinitis, except in severe cases where oral inhalation is preferred.

[00019] Despite the foregoing, while an anhydrous form is appropriate for storage stability, especially when R is methyl or ethyl, it is not necessary that the pharmaceutical composition be anhydrous at the time of administration.

[00020] Advantageously, the method can surprisingly provide reduction of at least one symptom of an obstructive disease of the respiratory tract, as compared to baseline conditions, for about 12 to 24 hours by an amount which is substantially equivalent to the reduction of said at least one symptom resulting from administration of a composition comprising about the same amount of glycopyrrolate, also compared to baseline conditions as that of ester compound of formula (1) or (2). Based on mydriatic studies, the soft esters were previously believed to hydrolyze too rapidly to provide substantially equivalent activity to glycopyrrolate over a prolonged period of up to 24 hours. The soft esters also have now been found to provide substantially equivalent results to glycopyrrolate while causing fewer systemic side-effects than glycopyrrolate. Thus, once a day treatment of COPD and other obstructive respiratory conditions with these soft esters is now possible. Moreover, although the zwitterion is much less active than the ester (by a factor of 10), it has different and stronger binding than the ester and is therefore able to prolong the activity of the soft ester in treating obstructive diseases of the respiratory tract. Thus, the use of ester compound and zwitterion together is particularly and surprisingly advantageous here.

DETAILED DESCRIPTION

[00021] Throughout this specification and claims, the following definitions, general statements and illustrations are applicable.

[00022] The patents, published applications and scientific literature referred to herein establish the knowledge of those with skill in the art and are hereby incorporated by reference in their entireties to the same extent as if each was specifically and individually indicated to be incorporated by reference. Any conflict between any

reference cited herein and the specific teachings of this specification shall be resolved in favor of the latter. Likewise, any conflict between an art-understood definition of a word or phrase and a definition of the word or phrase as specifically taught in this specification shall be resolved in favor of the latter.

[00023] As used herein, whether in a transitional phrase or in the body of a claim, the terms "comprise(s)" and "comprising" are to be interpreted as having an open-ended meaning. That is, the terms are to be interpreted synonymously with the phrases "having at least" or "including at least". When used in the context of a process, the term "comprising" means that the process includes at least the recited steps, but may include additional steps. When used in the context of a composition, the term "comprising" means that the composition includes at least the recited features or components, but may also include additional features or components.

[00024] The terms "consists essentially of" or "consisting essentially of" have a partially closed meaning, that is, they do not permit inclusion of steps or features or components which would substantially change the essential characteristics of a process or composition; for example, steps or features or components which would significantly interfere with the desired properties of the compounds or compositions described herein, i.e., the process or composition is limited to the specified steps or materials and those which do not materially affect the basic and novel characteristics of the process or composition.

[00025] The terms "consists of" and "consists" are closed terminology and allow only for the inclusion of the recited steps or features or components.

[00026] As used herein, the singular forms "a," "an" and "the" specifically also encompass the plural forms of the terms to which they refer, unless the content clearly dictates otherwise.

[00027] The term "about" is used herein to mean approximately, in the region of, roughly, or around. When the term "about" is used in conjunction with a numerical range, it modifies that range by extending the boundaries above and below the numerical values set forth. In general, the term "about" or "approximately" is used herein to modify a numerical value above and below the stated value by a variance of 20%.

[00028] As used herein, the recitation of a numerical range for a variable is intended to convey that the variable can be equal to any values within that range.

Thus, for a variable which is inherently discrete, the variable can be equal to any integer value of the numerical range, including the end-points of the range. Similarly, for a variable which is inherently continuous, the variable can be equal to any real value of the numerical range, including the end-points of the range. As an example, a variable which is described as having values between 0 and 2, can be 0, 1 or 2 for variables which are inherently discrete, and can be 0.0, 0.1, 0.01, 0.001, or any other real value for variables which are inherently continuous.

[00029] In the specification and claims, the singular forms include plural referents unless the context clearly dictates otherwise. As used herein, unless specifically indicated otherwise, the word "or" is used in the "inclusive" sense of "and/or" and not the "exclusive" sense of "either/or."

[00030] Technical and scientific terms used herein have the meaning commonly understood by one of skill in the art to which the present description pertains, unless otherwise defined. Reference is made herein to various methodologies and materials known to those of skill in the art. Standard reference works setting forth the general principles of pharmacology include Goodman and Gilman's *The Pharmacological Basis of Therapeutics*, 10th Ed., McGraw Hill Companies Inc., New York (2001).

[00031] As used herein, "treating" means reducing, hindering or inhibiting the development of, or controlling, inhibiting, alleviating and/or reversing one or more symptoms in the individual to which a compound of formula (1) or (2) together with a zwitterion (i)-(x), or a composition comprising a compound of formula (1) or (2) and zwitterion (i)-(x), has been administered, as compared to the symptoms of an individual not being administered the compound or composition. A practitioner will appreciate that the combinations, compositions, dosage forms and methods described herein are to be used in concomitance with continuous clinical evaluations by a skilled practitioner (physician or veterinarian) to determine subsequent therapy. Such evaluation will aid and inform in evaluating whether to increase, reduce or continue a particular treatment dose, and/or to alter the mode of administration.

[00032] The subject compounds or compositions can also prevent at least one of the symptoms, or prevent the occurrence of at least one of the symptoms, in the individual to which a composition comprising an ester compound of formula (1) or (2) and, optionally, the zwitterion (i)-(x) above has been administered, as compared to at least one of the symptoms of an individual not being administered the ester

compound and, optionally, the zwitterion, or the composition. This is not a prevention of an obstructive disease of the respiratory tract in the absolute sense; it does not prevent the medical condition, rather it inhibits one or more manifestations of the condition for the period of time (hours) for which the administered dose is effective.

[00033] The methods described herein are intended for use with any subject/patient that may experience their benefits. Thus, the terms "subjects" as well as "patients," "individuals" and "warm-blooded animals" and "mammals" include humans as well as non-human subjects, such as non-human animals that may experience the same or similar obstructive diseases of the respiratory tract.

[00034] The expression "an obstructive disease of the respiratory tract" encompasses any disease which interferes with breathing by obstructing the bronchi and/or lungs. Such obstructive diseases include asthma, bronchitis, COPD (chronic obstructive pulmonary disease), allergic rhinitis, infectious rhinitis, bronchiectasis, acute lung injury (ALI), acute respiratory distress syndrome (ARDS) and cystic fibrosis. For purposes of this disclosure, allergic and infectious rhinitis are referred to as less serious obstructive diseases and all of the other named diseases as serious or more serious diseases.

[00035] "Asthma" refers to a chronic lung disease causing bronchoconstriction (narrowing of the airways) due to inflammation (swelling) and tightening of the muscles around the airways. The inflammation also causes an increase in mucus production, which causes coughing that may continue for extended periods. Asthma is generally characterized by recurrent episodes of breathlessness, wheezing, coughing, and chest tightness, termed exacerbations. The severity of exacerbations can range from mild to life threatening. The exacerbations can be a result of exposure to e.g. respiratory infections, dust, mold, pollen, cold air, exercise, stress, tobacco smoke, and air pollutants.

[00036] "Bronchitis" refers to inflammation of the bronchi. The bronchi are airways of large and medium size. The symptoms of bronchitis include coughing (including coughing up mucus), shortness of breath, wheezing and chest discomfort. Bronchitis can be acute or chronic. Chronic bronchitis is frequently associated with COPD.

[00037] "COPD" refers to chronic obstructive pulmonary disease, primarily but not necessarily associated with past and present cigarette smoking. It involves airflow obstruction, mainly associated with emphysema and chronic bronchitis. Emphysema

causes irreversible lung damage by weakening and breaking the air sacs within the lungs. Chronic bronchitis is an inflammatory disease, which increases mucus in the airways and bacterial infections in the bronchial tubes, resulting in obstructed airflow.

[00038] "Allergic rhinitis" refers to acute rhinitis or nasal rhinitis, including hay fever. It is caused by allergens such as pollen or dust. It may produce sneezing, congestion, runny nose, and itchiness in the nose, throat, eyes, and ears.

[00039] "Infectious rhinitis" refers to acute rhinitis or nasal rhinitis of infectious origin. It is caused by upper respiratory tract infection by infectious rhinoviruses, coronaviruses, influenza viruses, parainfluenza viruses, respiratory syncytical virus, adenoviruses, coxsackieviruses, echoviruses, or Group A beta-hemolytic Streptococci and is generically referred to as the common cold. It may produce sneezing, congestion, runny nose, and itchiness in the nose, throat, eyes, and ears.

[00040] "Bronchiectasis" refers to an obstructive lung disease of the airways, or bronchi, in which parts of the airways become permanently enlarged and scarred. Symptoms usually include a mucus-producing chronic cough. Other symptoms include shortness of breath. The disease often leads to frequent lung infections. Causes include tuberculosis, pneumonia, problems of the immune system and cystic fibrosis. Nearly all cases of cystic fibrosis ultimately lead to severe bronchiectasis.

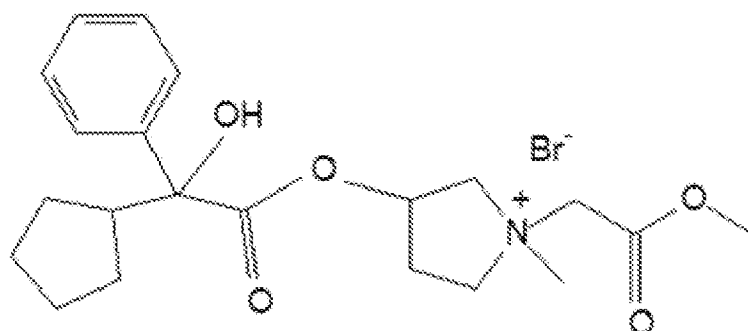
[00041] "Cystic fibrosis", also known as mucoviscidosis or CF, is a genetic disorder that mainly affects the lungs. Symptoms include coughing up mucus and difficulty breathing as a result of frequent lung infections. Cardiorespiratory complications are the most common cause of death, although the disease also affects the pancreas, liver, kidneys and intestines.

[00042] "Acute lung injury" (ALI) is a condition diagnosed clinically and radiologically based on the presence of non-cardiogenic pulmonary edema and respiratory failure in a critically ill patient. ALI encompasses a continuum of radiographic and clinical changes, acute respiratory distress syndrome (ARDS) being the severe end of the continuum.

[00043] "Acute respiratory distress syndrome" (ARDS) is a disease of the alveoli, which are the microscopic air sacs of the lungs, leading to decreased exchange of oxygen and carbon dioxide. Pathological changes associated with ARDS include release of inflammatory chemicals, breakdown of the cells lining the lungs' blood

vessels, surfactant loss, fluid accumulation in the lungs and excessive scarring. Diffuse alveolar damage (DAD) is characteristic.

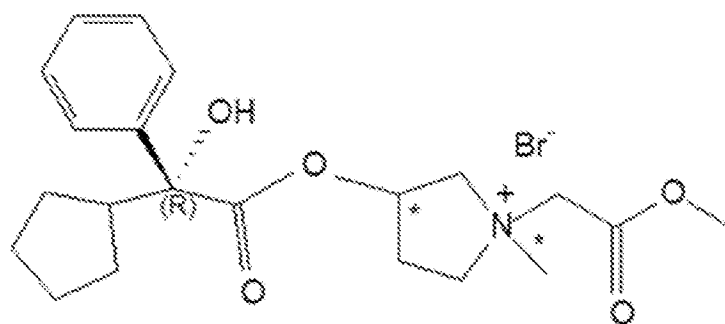
[00044] Compounds useful in the methods and compositions herein include those of the formula (1):



(1)

wherein R is C₁-C₈ straight or branched chain and the compound has the R, S, or RS stereoisomeric configuration at the 2 position and at the 1' and 3' positions, or a stereoisomeric mixture thereof.

[00045] Compounds having the R configuration with respect to chiral center 2 are of particular interest for use in the instant methods and compositions. For example, a preferred compound useful in a method or composition herein has the stereospecific formula (2):



(2)

wherein R is C₁-C₈ straight or branched chain alkyl, said compound having the R stereoisomeric configuration at the 2 position and the R, S, or RS stereoisomeric configuration at the 1' and 3' positions (designated by asterisks), or a stereoisomeric mixture thereof.

[00046] The moiety R in formulas (1) and (2) can be methyl, ethyl, n-propyl, n-butyl, n-pentyl, n-hexyl, n-heptyl or n-octyl or their branched chain isomere.

[00047] In the compounds of formulas (1) and (2), R is preferably C₁-C₈ straight chain alkyl, more preferably methyl, ethyl, n-butyl, n-hexyl or n-octyl.

[00048] The compound of formula (2) preferably has the R or RS configuration at the 3' position.

[00049] The compounds of formulas (1) and (2) wherein R is methyl or ethyl are of special interest, especially those of formula (2) having the R or RS configuration at the 3' position.

[00050] The following compounds are of particular interest for use in a method or composition of the present description:

- (1) 3-(2-cyclopentyl-2-phenyl-2-hydroxyacetoxy)-1-(methoxycarbonylmethyl)-1-methylpyrrolidinium bromide;
- (2) 3-(2-cyclopentyl-2-phenyl-2-hydroxyacetoxy)-1-(ethoxycarbonylmethyl)-1-methylpyrrolidinium bromide;
- (3) (2R) 3-(2-cyclopentyl-2-phenyl-2-hydroxyacetoxy)-1-(methoxycarbonylmethyl)-1-methylpyrrolidinium bromide;
- (4) (2R) 3-(2-cyclopentyl-2-phenyl-2-hydroxyacetoxy)-1-(ethoxycarbonylmethyl)-1-methylpyrrolidinium bromide;
- (5) (2R, 3'R) 3-(2-cyclopentyl-2-phenyl-2-hydroxyacetoxy)-1-(methoxycarbonylmethyl)-1-methylpyrrolidinium bromide;
- (6) (2R, 3'S) 3-(2-cyclopentyl-2-phenyl-2-hydroxyacetoxy)-1-(methoxycarbonylmethyl)-1-methylpyrrolidinium bromide;
- (7) (2R, 3'S) 3-(2-cyclopentyl-2-phenyl-2-hydroxyacetoxy)-1-(ethoxycarbonylmethyl)-1-methylpyrrolidinium bromide;
- (8) (2R, 3'R) 3-(2-cyclopentyl-2-phenyl-2-hydroxyacetoxy)-1-(ethoxycarbonylmethyl)-1-methylpyrrolidinium bromide;
- (9) (2R, 11R, 31S) 3-(2-cyclopentyl-2-phenyl-2-hydroxyacetoxy)-1-(ethoxycarbonylmethyl)-1-methylpyrrolidinium bromide;
- (10) (2R, 11S, 31S) 3-(2-cyclopentyl-2-phenyl-2-hydroxyacetoxy)-1-(ethoxycarbonylmethyl)-1-methylpyrrolidinium bromide;
- (11) (2R, 1'R, 3'R) 3-(2-cyclopentyl-2-phenyl-2-hydroxyacetoxy)-1-(ethoxycarbonylmethyl)-1-methylpyrrolidinium bromide;

- (12) (2R, 1'S, 3'R) 3-(2-cyclopentyl-2-phenyl-2-hydroxyacetoxy)-1-(ethoxycarbonylmethyl)-1-methylpyrrolidinium bromide;
- (13) (2R, 1'R, 3'S) 3-(2-cyclopentyl-2-phenyl-2-hydroxyacetoxy)-1-(methoxycarbonylmethyl)-1-methylpyrrolidinium bromide;
- (14) (2R, 1'S, 3'S) 3-(2-cyclopentyl-2-phenyl-2-hydroxyacetoxy)-1-(methoxycarbonylmethyl)-1-methylpyrrolidinium bromide;
- (15) (2R, 1'R, 3'R) 3-(2-cyclopentyl-2-phenyl-2-hydroxyacetoxy)-1-(methoxycarbonylmethyl)-1-methylpyrrolidinium bromide;
- (16) (2R, 1'S, 3'R) 3-(2-cyclopentyl-2-phenyl-2-hydroxyacetoxy)-1-(methoxycarbonylmethyl)-1-methylpyrrolidinium bromide;
- (17) (2R, 1'R, 3'S) 3-(2-cyclopentyl-2-phenyl-2-hydroxyacetoxy)-1-(n-hexyloxycarbonylmethyl)-1-methylpyrrolidinium bromide;
- (18) (2R, 1'S, 3'S) 3-(2-cyclopentyl-2-phenyl-2-hydroxyacetoxy)-1-(n-hexyloxycarbonylmethyl)-1-methylpyrrolidinium bromide;
- (19) (2R, 1'R, 3'R) 3-(2-cyclopentyl-2-phenyl-2-hydroxyacetoxy)-1-(n-hexyloxycarbonylmethyl)-1-methylpyrrolidinium bromide;
- (20) (2R, 1'S, 3'R) 3-(2-cyclopentyl-2-phenyl-2-hydroxyacetoxy)-1-(n-hexyloxycarbonylmethyl)-1-methylpyrrolidinium bromide.
- (21) (2R, 1'R, 3'S) 3-(2-cyclopentyl-2-phenyl-2-hydroxyacetoxy)-1-methyl-1-(n-octyloxycarbonylmethyl)pyrrolidinium bromide;
- (22) (2R, 1'S, 3'S) 3-(2-cyclopentyl-2-phenyl-2-hydroxyacetoxy)-1-methyl-1-(n-octyloxycarbonylmethyl)pyrrolidinium bromide;
- (23) (2R, 1'R, 3'R) 3-(2-cyclopentyl-2-phenyl-2-hydroxyacetoxy)-1-methyl-1-(n-octyloxycarbonylmethyl)pyrrolidinium bromide;
- (24) (2R, 1'S, 3'R) 3-(2-cyclopentyl-2-phenyl-2-hydroxyacetoxy)-1-methyl-1-(n-octyloxycarbonylmethyl)pyrrolidinium bromide;
- (25) 3-(2-cyclopentyl-2-phenyl-2-hydroxyacetoxy)-1-(n-hexyloxycarboxymethyl)-1-methylpyrrolidinium bromide;
- (26) (2R) 3-(2-cyclopentyl-2-phenyl-2-hydroxyacetoxy)-1-(n-hexyloxycarboxymethyl)-1-methylpyrrolidinium bromide;
- (27) (2R, 3'R) 3-(2-cyclopentyl-2-phenyl-2-hydroxyacetoxy)-1-(n-hexyloxycarboxymethyl)-1-methylpyrrolidinium bromide;

- (28) (2R, 3'S) 3-(2-cyclopentyl-2-phenyl-2-hydroxyacetoxy)-1-(n-hexyloxycarbonylmethyl)-1-methylpyrrolidinium bromide;
- (29) 3-(2-cyclopentyl-2-phenyl-2-hydroxyacetoxy)-1-(n-octyloxycarbonylmethyl)-1-methylpyrrolidinium bromide;
- (30) (2R) 3-(2-cyclopentyl-2-phenyl-2-hydroxyacetoxy)-1-(n-octyloxycarbonylmethyl)-1-methylpyrrolidinium bromide;
- (31) (2R, 3'R) 3-(2-cyclopentyl-2-phenyl-2-hydroxyacetoxy)-1-(n-octyloxycarbonylmethyl)-1-methylpyrrolidinium bromide;
- (32) (2R, 3'S) 3-(2-cyclopentyl-2-phenyl-2-hydroxyacetoxy)-1-(n-octyloxycarbonylmethyl)-1-methylpyrrolidinium bromide;
- (33) 3-(2-cyclopentyl-2-phenyl-2-hydroxyacetoxy)-1-(n-butoxycarbonylmethyl)-1-methylpyrrolidinium bromide;
- (34) (2R) 3-(2-cyclopentyl-2-phenyl-2-hydroxyacetoxy)-1-(n-butoxycarbonylmethyl)-1-methylpyrrolidinium bromide;
- (35) (2R, 3'R) 3-(2-cyclopentyl-2-phenyl-2-hydroxyacetoxy)-1-(n-butoxycarbonylmethyl)-1-methylpyrrolidinium bromide;
- (36) (2R, 3'S) 3-(2-cyclopentyl-2-phenyl-2-hydroxyacetoxy)-1-(n-butoxycarbonylmethyl)-1-methylpyrrolidinium bromide;
- (37) (2R, 1'R, 3'S) 3-(2-cyclopentyl-2-phenyl-2-hydroxyacetoxy)-1-(n-butoxycarbonylmethyl)-1-methylpyrrolidinium bromide;
- (38) (2R, 1'S, 3'S) 3-(2-cyclopentyl-2-phenyl-2-hydroxyacetoxy)-1-(n-butoxycarbonylmethyl)-1-methylpyrrolidinium bromide;
- (39) (2R, 1'R, 3'R) 3-(2-cyclopentyl-2-phenyl-2-hydroxyacetoxy)-1-(n-butoxycarbonylmethyl)-1-methylpyrrolidinium bromide; and
- (40) (2R, 1'S, 3'R) 3-(2-cyclopentyl-2-phenyl-2-hydroxyacetoxy)-1-(n-butoxycarbonylmethyl)-1-methylpyrrolidinium bromide.

[00051] Of these compounds, particular mention can be made of:

- (a) (2R) 3-(2-cyclopentyl-2-phenyl-2-hydroxyacetoxy)-1-(methoxycarbonylmethyl)-1-methylpyrrolidinium bromide;
- (b) (2R) 3-(2-cyclopentyl-2-phenyl-2-hydroxyacetoxy)-1-(ethoxycarbonylmethyl)-1-methylpyrrolidinium bromide;
- (c) (2R) 3-(2-cyclopentyl-2-phenyl-2-hydroxyacetoxy)-1-(n-hexyloxycarbonylmethyl)-1-methylpyrrolidinium bromide;

- (d) (2R) 3-(2-cyclopentyl-2-phenyl-2-hydroxyacetoxy)-1-(n-octyloxycarbonylmethyl)-1-methylpyrrolidinium bromide;
- (e) (2R) 3-(2-cyclopentyl-2-phenyl-2-hydroxyacetoxy)-1-(n-butoxycarbonylmethyl)-1-methylpyrrolidinium bromide;
- (f) (2R, 3'R) 3-(2-cyclopentyl-2-phenyl-2-hydroxyacetoxy)-1-(methoxycarbonylmethyl)-1-methylpyrrolidinium bromide;
- (g) (2R, 3'R) 3-(2-cyclopentyl-2-phenyl-2-hydroxyacetoxy)-1-(ethoxycarbonylmethyl)-1-methylpyrrolidinium bromide;
- (h) (2R, 3'R) 3-(2-cyclopentyl-2-phenyl-2-hydroxyacetoxy)-1-(n-hexyloxycarbonylmethyl)-1-methylpyrrolidinium bromide;
- (i) (2R, 3'R) 3-(2-cyclopentyl-2-phenyl-2-hydroxyacetoxy)-1-(n-octyloxycarbonylmethyl)-1-methylpyrrolidinium bromide; and
- (j) (2R, 3'R) 3-(2-cyclopentyl-2-phenyl-2-hydroxyacetoxy)-1-(n-butoxycarbonylmethyl)-1-methylpyrrolidinium bromide.

[00052] The compounds of formulas (1) and (2) can be prepared according to methods generally described in US Patents No. 8,628,729, No. 8,147,809, No. 7,576,210 and No. 7,399,861 and in the related scientific literature articles. Individual stereoisomers can be prepared from resolved starting materials or intermediates, or can be prepared from the corresponding racemic mixture of formulas (1) and (2).

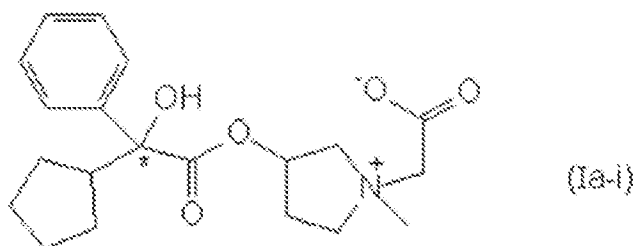
[00053] The zwitterions for use in the instant methods and compositions together with at least one ester compound of formula (1) or (2) constitute at least one zwitterion selected from the group consisting of:

- (i) (\pm) 3-(2-cyclopentyl-2-phenyl-2-hydroxyacetoxy)-1-(carboxymethyl)-1-methylpyrrolidinium inner salt;
- (ii) (2R) 3-(2-cyclopentyl-2-phenyl-2-hydroxyacetoxy)-1-(carboxymethyl)-1-methylpyrrolidinium inner salt;
- (iii) (2R, 1'R, 3'R) 3-(2-cyclopentyl-2-phenyl-2-hydroxyacetoxy)-1-(carboxymethyl)-1-methylpyrrolidinium inner salt;
- (iv) (2R, 1'S, 3'R) 3-(2-cyclopentyl-2-phenyl-2-hydroxyacetoxy)-1-(carboxymethyl)-1-methylpyrrolidinium inner salt;
- (v) (2R, 1'R, 3'S) 3-(2-cyclopentyl-2-phenyl-2-hydroxyacetoxy)-1-(carboxymethyl)-1-methylpyrrolidinium inner salt;

- (vi) (2R, 1'S, 3'S) 3-(2-cyclopentyl-2-phenyl-2-hydroxyacetoxy)-1-(carboxymethyl)-1-methylpyrrolidinium inner salt;
- (vii) (2R, 3'R) 3-(2-cyclopentyl-2-phenyl-2-hydroxyacetoxy)-1-(carboxymethyl)-1-methylpyrrolidinium inner salt;
- (viii) (2R, 3'S) 3-(2-cyclopentyl-2-phenyl-2-hydroxyacetoxy)-1-(carboxymethyl)-1-methylpyrrolidinium inner salt;
- (ix) (2R, 1'R) 3-(2-cyclopentyl-2-phenyl-2-hydroxyacetoxy)-1-(carboxymethyl)-1-methylpyrrolidinium inner salt; and
- (x) (2R, 1'S) 3-(2-cyclopentyl-2-phenyl-2-hydroxyacetoxy)-1-(carboxymethyl)-1-methylpyrrolidinium inner salt;

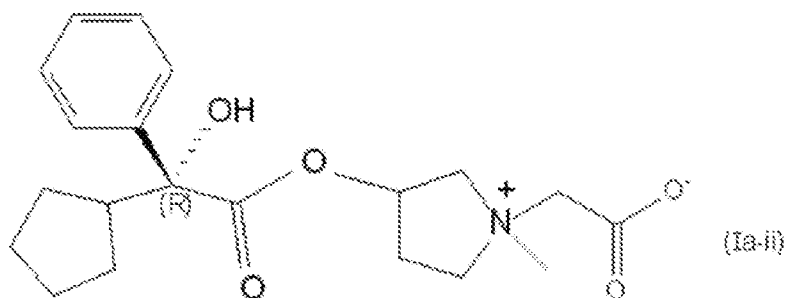
as well as mixtures of the zwitterions with one or more of their stereoisomers.

[00054] Zwitterion (i) above has the following structural formula:



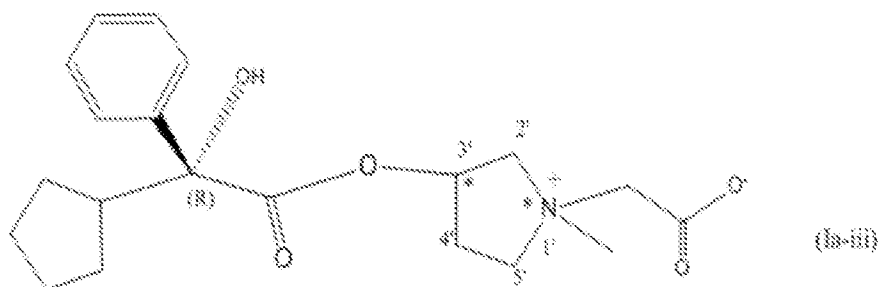
wherein the asterisk indicates that the compound is unresolved at the 2-position, that is, that the compound is a mixture of 2R and 2S stereoisomers. The compound is also unresolved at the 1'- and 3'- positions.

[00055] Zwitterion (ii) above can be represented by the following structural formula:



This compound has the 2R configuration, but is unresolved at the 1' and 3' positions.

[00056] Zwitterions (iii) through (x) have the structural formula:



wherein the asterisks indicate that the compounds are resolved at one or both of the 1' and 3' positions. The zwitterion thus has one of the following configurations: (2R, 1'R, 3'R), (2R, 1'S, 3'R), (2R, 1'R, 3'S), (2R, 1'S, 3'S), (2R, 3'R), (2R, 3'S), (2R, 1'R) and (2R, 1'S); however, each zwitterion can be used in admixture with one or more of its stereoisomers, just as can the ester compounds of formula (1) or (2).

[00057] The above zwitterions (i)-(x) can be used alone or two or more of the above zwitterions can be used in combination with esters (1) or (2) in a single composition. Various methods of making the instant zwitterions are described in the art. A preferred zwitterion for use herein is compound (ii) above, also known as (2R)SGA or BOD-03. Another preferred zwitterion for use herein is compound (vii) above, also known as (2R,3'R)SGA or BOD-08. In a preferred embodiment, the stereoisomeric configuration at the 2,1' and 3' positions of the selected zwitterion matches the stereoisomeric configuration at the 2,1' and 3' positions, respectively in the ester of formula (1) or (2).

[00058] An anticholinergically effective amount of the ester component, either alone or as an ester/zwitterion combination, inhibits the effect of acetylcholine by blocking its binding to muscarinic cholinergic receptors at neuroeffector sites. Subjects in need of a method of eliciting an anticholinergic response are those suffering from conditions which respond to treatment with an anticholinergic agent, including subjects suffering from an obstructive disease of the respiratory tract, such as COPD and the other obstructive diseases of the respiratory tract identified herein.

[00059] The compound of formula (1) or (2) is typically administered in the form of a pharmaceutical composition comprising an anticholinergically effective amount of the compound and a non-toxic pharmaceutically acceptable (preferably anhydrous) carrier or excipient therefor. In alternative embodiments, the ester compound of formula (1) or (2) together with the zwitterion (i) through (x) is typically administered in the form of a pharmaceutical composition comprising an anticholinergically

effective amount of the ester compound, an amount of the zwitterion (i)-(x) sufficient to prolong the activity of the ester in treating at least one symptom of the obstructive respiratory disorder, and a non-toxic pharmaceutically acceptable (preferably anhydrous) carrier or excipient thereof. Pharmaceutically acceptable carriers, or diluents, are well-known in the art. The carriers may be any inert material, organic or inorganic, powders, liquid, or gases suitable for administration by oral inhalation or nasally, such as: alcohol such as hexylene glycol, lactose (especially anhydrous lactose), magnesium stearate, isopropyl myristate, sorbitan trioleate, benzalkonium chloride, EDTA, monofluorotrichloromethane, difluorodichloromethane, HCl, 1,1,1,2-tetrafluoroethane, 1,1,1,2,3,3,3-heptafluoropropane and mixtures thereof. For storage stability over time, the ingredients, or at least those in contact with the compound of formula (1) or (2), should be anhydrous, particularly when R is methyl or ethyl.

[00060] It is apparent from the foregoing that compositions for use herein can contain conventional additives such as solvents, stabilizers, wetting agents, emulsifiers, buffers, binders, disintegrants, lubricants, glidants, antiadherents, propellants, and the like, just so long as the additives and compositions (or portions thereof in contact with the ester compound) are anhydrous, that is, free of water to the extent required to avoid significant negative impact on the storage stability of the compositions in which R in the compound of formula (1) or (2) is methyl or ethyl (by hydrolysis of the methyl or ethyl ester drug).

[00061] In preparing a formulation, it can be appropriate to mill one or both of the active compounds to provide the correct particle size prior to combining with the other ingredients. One or both of the active compounds can be milled to a particle size of less than 200 mesh.

[00062] For purposes of illustration, liquid formulation dosages are expressed based on a percent solution (g/100 ml or mg/100 ml) or percent concentration (w/v) unless otherwise stated. For inhalable powder formulation dosages, the percent concentration can be expressed as mg/mg, or w/w concentrations or µg per dosage unit or per capsule. For aerosols, % by weight is typically used unless otherwise stated. A person of ordinary skill in the art would readily understand the percent concentration in the context of the type of formulation described.

[00063] In general, a therapeutically effective or anticholinergically effective amount of a compound of formula (1) or (2) herein is an amount sufficient to significantly diminish or inhibit one or more symptoms of an obstructive disease of the respiratory tract, in particular, to ease breathing difficulties (by improving the condition of the airways and/or lungs). In adult patients, this amount is generally from about 20 to about 150 µg, preferably from about 50 to about 100 µg, once or twice daily, preferably once daily, by oral inhalation. Said amount of ester compound of formula (1) or (2) and, optionally, an amount of zwitterion as defined above sufficient to strengthen binding and to prolong the activity of the compound of formula (1) or (2) (by virtue of the zwitterion's superior binding and ability to build up in concentration at receptor sites). Typically the amounts used are in a molar ratio of ester to zwitterion of from about 2.5:1 to about 5:1., e.g., from about 50-100 µg of ester with about 20 µg of zwitterion, when approximated as a weight:weight ratio. The exact dosage of an ester compound and a zwitterion in the instant composition can vary depending on potency, the mode and frequency of administration, the application area, the age and weight of the subject and the nature and severity of the condition to be treated. In general, the amount of compound of formula (1) or (2) used in the method herein is about the same, on a molar basis, as the amount of glycopyrrolate which produces about the same effect. Yet the compounds of formulas (1) and (2) accomplish this with fewer systemic side effects than glycopyrrolate.

[00064] Administration of composition or a combination as described herein can thus provide a substantially identical, similar or improved clinical response in a subject, as compared to administration of a composition or combination containing approximately the same concentration of glycopyrrolate. Further, the results of this discovery are surprising in view of previously published mydriatic studies which suggested that the subject compounds in a composition or combination were required to be present in a concentration from 5 times to 10 times the concentration of a glycopyrrolate composition exhibiting a similar or substantially identical clinical response in the once or twice daily treatment of COPD or other obstructive respiratory disease, in particular, by oral inhalation.

[00065] Furthermore, the results of this discovery are especially surprising for multiple reasons. First, the results are surprising because the soft alkyl esters were

previously believed to hydrolyze too rapidly to be useful in the once or twice daily treatment of COPD by oral inhalation. Indeed, it was known that these esters have a half-life in plasma of about 10 minutes and it was believed that they would be hydrolyzed rapidly in the airways/lungs by the enzyme butyrylcholinesterase (BChE). It has now been unexpectedly found that these esters are not hydrolyzed by BChE but rather by Paraoxonase 1. Paraoxonase 1 has less activity in the lungs/airways than in the general circulatory system. Therefore, the esters of formula (1) and (2), surprisingly, are not rapidly hydrolyzed in the lungs and airways and can be successfully delivered by oral inhalation to act in the lungs and airways to treat COPD and other obstructive respiratory diseases as infrequently as once per day. The absence of a large amount of Paraoxonase 1 in the lungs/airways encourages a particularly long acting activity in treating COPD and the like. At the same time, when the ester drug does reach the bloodstream, the designed-in breakdown to non-toxic entities by hydrolysis there avoids or greatly minimizes the systemic side-effects which characterize anticholinergics such as glycopyrrolate.

[00066] Secondly, the results of this discovery are surprising in view of previously published mydriatic studies which suggested that the subject zwitterions in a composition were required to be present in a concentration greater than their parent esters and from 5 times to 10 times the concentration of a glycopyrrolate composition exhibiting a similar or substantially identical clinical response. In rabbits, the zwitterions were also found to be four times shorter acting than their parent esters and over sixteen times shorter acting than glycopyrrolate mydriatically. However, because the esters and zwitterions exert their action by different mechanisms, and because the zwitterions bind more strongly than the esters due to the zwitterions' highly charged state, it is believed that the zwitterions can act synergistically to enhance the activity of the soft esters. Strengthening the overall binding prolongs and strengthens activity and, because the concentration of the zwitterion builds up over time and acts over time more so than the ester, thus, using the zwitterion in combination with the soft esters can lead to a better and longer effect in the treatment of COPD than does use of a compound of formula (1) or (2) alone.

[00067] The amount of zwitterion used in the methods described herein and present in the instant combinations and compositions is an amount sufficient to

prolong the activity of the ester compound in reducing or inhibiting at least one symptom of the obstructive disease of the respiratory tract. The amount of the zwitterion can also be referred to as a synergistically effective amount, that is, an amount sufficient to enhance the activity or duration of action, or both, of the soft ester. Typically, the ester compound and zwitterion are co-administered from a combination or composition comprising both of them.

[00068] The zwitterions, while themselves much less active as anticholinergics than the ester compounds, are most preferably administered herein as synergists in amounts lower than amounts of zwitterions considered therapeutically effective for inhibiting or reducing one or more symptoms of an obstructive disease of the respiratory tract. While not wishing to be bound by a particular theory or mechanism, it is believed that, in these less than therapeutically effective (i.e. sub-therapeutic) amounts, the zwitterions are able to enhance the anticholinergic activity and/or duration of action of the ester compounds because of the zwitterions' stronger binding due to their charged nature, as well as their strong specificity for the M3 receptors. Because the esters have much higher intrinsic activity, the esters bind first to the receptors, but when they are finished exerting their anticholinergic activity, they are replaced at the receptor sites by the zwitterions, which have increased in concentration in the interim and very strongly bond to the M3 receptors, providing longer term activity than possible with the esters alone.

[00069] Whatever the final dosage form, the readily hydrolyzable nature of the ester of formula (1) or (2) in which R is methyl or ethyl must be taken into account in the preparation of the dosage form. Care must be taken that the preparation method does not combine the drug with a water-containing ingredient which would hydrolyze the drug during preparation or storage of the dosage form.

[00070] The ester compounds of formulas (1) and (2) can be used on their own or combined with other active substances of formula (1) or (2) according to the description. The same is true of the zwitterions.

[00071] The ester compounds of formulas (1) or (2) and the zwitterions as defined herein can optionally also be combined with other pharmaceutically active substances. These include, in particular, betamimetics, antiallergic agents, and especially corticosteroids (also termed "anti-inflammatory steroids", "anti-inflammatory corticosteroids" or simply "steroids") and combinations of these active

substances. The combinations with betamimetics, antiallergics and/or corticosteroids are of interest in the treatment of obstructive diseases of the respiratory tract, especially COPD or asthma or other serious obstructive respiratory disease. Accordingly, they are primarily intended for administration by oral inhalation, as powders or aerosols.

[00072] Examples of betamimetics which can be used in conjunction with the ester compounds of formulas (1) or (2) and the zwitterions defined herein include compounds selected from the group consisting of bambuterol, bitolterol, carbuterol, clenbuterol, fenoterol, formoterol, hexoprenaline, ibuterol, pirbuterol, procaterol, reproterol, salmeterol, sulfphonterol, terbutaline, tulobuterol, 4-hydroxy-7-[2-{[2-{[3-(2-phenylethoxy)propyl]sulfonyl}ethyl]amino}ethyl]-2(3H)-benzothiazolone, 1-(2-fluoro-4-hydroxyphenyl)-2-[4-(1-benzimidazolyl)-2-methyl-2-butylamino]ethanol, 1-[3-(4-methoxybenzylamino)-4-hydroxyphenyl]-2-[4-(1-benzimidazolyl)-2-methyl-2-butylamino]ethanol, 1-[2H-5-hydroxy-3-oxo-4H-1,4-benzoxazin-8-yl]-2-[3-(4-N,N-dimethylaminophenyl)-2-methyl-2-propylamino]ethanol, 1-[2H-5-hydroxy-3-oxo-4H-1,4-benzoxazin-8-yl]-2-[3-(4-methoxyphenyl)-2-methyl-2-propylamino]ethanol, 1-[2H-5-hydroxy-3-oxo-4H-1,4-benzoxazin-8-yl]-2-[3-(4-n-butyloxyphenyl)-2-methyl-2-propylamino]ethanol, 1-[2H-5-hydroxy-3-oxo-4H-1,4-benzoxazin-8-yl]-2-[4-[3-(4-methoxyphenyl)-1,2,4-triazol-3-yl]-2-methyl-2-butylamino]ethanol, 5-hydroxy-8-(1-hydroxy-2-isopropylaminobutyl)-2H-1,4-benzoxazin-3-(4H)-one, 1-(4-amino-3-chloro-5-trifluoromethylphenyl)-2-tert-butylamino)ethanol and 1-(4-ethoxycarbonylamino-3-cyano-5-fluorophenyl)-2-(tert-butylamino)ethanol, optionally in the form of their racemates, their enantiomers, their diastereomers, as well as optionally their pharmacologically acceptable acid addition salts. It is particularly preferable to use, as betamimetics, active substances of this kind, combined with the ester compounds of formulas (1) or (2), and the zwitterions as defined herein, selected from among fenoterol, formoterol, salmeterol, 1-[3-(4-methoxybenzylamino)-4-hydroxyphenyl]-2-[4-(1-benzimidazolyl)-2-methyl-2-butylamino]ethanol, 1-[2H-5-hydroxy-3-oxo-4H-1,4-benzoxazin-8-yl]-2-[3-(4-N,N-dimethylaminophenyl)-2-methyl-2-propylamino]ethanol, 1-[2H-5-hydroxy-3-oxo-4H-1,4-benzoxazin-8-yl]-2-[3-(4-methoxyphenyl)-2-methyl-2-propylamino]ethanol, 1-[2H-5-hydroxy-3-oxo-4H-1,4-benzoxazin-8-yl]-2-[3-(4-n-butyloxyphenyl)-2-methyl-2-propylamino]ethanol, 1-[2H-5-hydroxy-3-oxo-4H-1,4-benzoxazin-8-yl]-2-[4-[3-(4-methoxyphenyl)-1,2,4-triazol-3-yl]-2-methyl-2-

butylaminoethanol, optionally in the form of their racemates, their enantiomers, their diastereomers, as well as optionally their pharmacologically acceptable acid addition salts. Of the betamimetics mentioned above, the compounds formoterol and salmeterol, optionally in the form of their racemates, their enantiomers, their diastereomers, as well as optionally their pharmaceutically acceptable acid addition salts, are particularly important.

[00073] The acid addition salts of the betamimetics selected from the group consisting of the hydrochloride, hydrobromide, sulfate, phosphate, fumarate, methanesulfonate and xinafoate are preferred herein. In the case of salmeterol, the salts selected from the group consisting of the hydrochloride, sulfate and xinafoate are particularly preferred, especially the sulfates and xinafoates. In the case of formoterol, the salts selected from among the hydrochloride, sulfate and fumarate are particularly preferred, especially the hydrochloride and fumarate. Of outstanding importance is formoterol fumarate.

[00074] The corticosteroids which can optionally, and, indeed, preferably, be used in conjunction with the ester compounds of formulas (1) or (2) and zwitterions as defined herein, include compounds selected from the group consisting of flunisolide, beclomethasone, triamcinolone, budesonide, fluticasone, mometasone, ciclesonide, rofleponide, GW 215864, KSR 592, ST-126, loteprednol etabonate, etiprednol dichloracetate and dexamethasone. The preferred corticosteroids are those selected from the group consisting of flunisolide, beclomethasone, triamcinolone, loteprednol etabonate, etiprednol dichloracetate, budesonide, fluticasone, mometasone, ciclesonide and dexamethasone, while budesonide, fluticasone, loteprednol etabonate, etiprednol dichloracetate, mometasone and ciclesonide, especially budesonide, fluticasone, loteprednol etabonate and etiprednol dichloracetate, are of particular importance. Any reference to steroids herein also includes a reference to pharmaceutically acceptable salts or derivatives which can be formed from the steroids. Examples of possible salts or derivatives include: sodium salts, sulfobenzoates, phosphates, isonicotinates, acetates, propionates, dihydrogen phosphates, palmitates, pivalates and furoates.

[00075] When the corticosteroid is loteprednol etabonate, it can be advantageously combined with an enhancing agent selected from the group consisting of:

(a) 11 β ,17 α -dihydroxyandrost-4-en-3-one-17 β -carboxylic acid (cortienic acid, or CA);

(b) 11 β ,17 α -dihydroxyandrosta-1,4-dien-3-one-17 β -carboxylic acid (Δ^1 cortienic acid or Δ^1 - CA);

(c) methyl 11 β ,17 α -dihydroxyandrost-4-en-3-one-17 β -carboxylate (cortienic acid methyl ester, or MeCA);

(d) ethyl 11 β ,17 α -dihydroxyandrost-4-en-3-one-17 β -carboxylate (cortienic acid ethyl ester, or EtCA);

(e) methyl 11 β ,17 α -dihydroxyandrosta-1,4-dien-3-one-17 β -carboxylate (Δ^1 cortienic acid methyl ester, or Δ^1 - MeCA); and

(f) ethyl 11 β ,17 α -dihydroxyandrosta-1,4-dien-3-one-17 β -carboxylate (Δ^1 cortienic acid ethyl ester, or Δ^1 - EtCA),

wherein the mole ratio of loteprednol etabonate to enhancing agent is from about 5:1 to about 0.5:1. Such combinations with these inactive metabolites are described in detail in WO 2005/000317 A1, incorporated by reference herein in its entirety and relied upon.

[00076] Examples of antiallergic agents which can be used as (i) a combination with the ester compounds of formula (1) or (2) and, optionally, (ii) as a combination with the ester compounds of formula (1) or (2) along with the zwitterions as defined herein include epinastin, cetirizin, azelastin, fexofenadin, levocabastin, loratadine, mizolastin, ketotifen, emedastin, dimetinden, clemastine, bamipin, cexchloropheniramine, pheniramine, doxylamine, chlorophenoxamine, dimenhydrinate, diphenhydramine, promethazine, ebastin, desloratidine and meclizine. Preferred antiallergic agents which can be used in combination with the ester compounds of formulas (1) or (2) and, optionally, with the zwitterions as defined herein are selected from the group consisting of epinastin, cetirizin, azelastin, fexofenadin, levocabastin, loratadine, ebastin, desloratidine and mizolastin, among which epinastin and desloratidine are particularly preferred. Any

reference to the abovementioned antiallergic agents also includes a reference to any pharmacologically acceptable acid addition salts thereof which exist.

[00077] When the ester compounds of formulas (1) or (2) and combinations thereof with the zwitterions as defined herein are used in conjunction with other active substances, the combination with steroids or betamimetics, and most especially with steroids, is particularly preferred of the various categories of additional compounds mentioned above.

[00078] Whether or not the ester compounds of formulas (1) or (2) as defined herein are used in conjunction with other active substances as described above, they are typically administered in the form of a pharmaceutical composition comprising: (a) an amount of an ester compound of formula (1) or (2) sufficient or effective to reduce or inhibit at least one symptom of an obstructive respiratory disease; (b) a non-toxic pharmaceutically acceptable carrier or excipient therefor; and, optionally, (c) an amount of a zwitterion (i)-(x) as defined herein sufficient to prolong the activity of the ester compound in treating at least one symptom of the obstructive respiratory disorder. Pharmaceutically acceptable carriers, or diluents, are well-known in the art. The carriers may be any inert material, organic or inorganic, suitable for the desired route of administration and suitable for combination with the selected active compounds. Such compositions can also contain other pharmaceutically active agents, as noted above, and/or conventional additives such as stabilizers, buffers, binders, propellants, and the like.

[00079] The compounds of formulas (1) and (2), or combination thereof, can be brought into suitable dosage forms, that is, compositions for administration through the nasal or pulmonary route (typically via oral inhalation) in accordance with accepted pharmaceutical procedures. The route of administration and thus the dosage form will be chosen in light of the particular condition to be treated with the instant anticholinergic agents. Thus, when the compound of formula (1) or (2), or combination thereof, is administered to treat COPD or asthma, or other serious obstructive disease of the respiratory tract, the compounds can be advantageously administered via inhalation or insufflation; for such purposes, the compounds or combination thereof are advantageously in the form of an aerosol or a powder for inhalation. When administered to treat less serious respiratory disorders such as rhinitis (allergic or infectious), a nasal spray, mist or gel can be advantageous.

[00080] For purposes of illustration, dosages are expressed based on the inhalation of an aerosol solution, such as the product Atrovent Inhalation Aerosol (Boehringer Ingelheim). Adjustments in dosages for administration by other modes of inhaled administration are well known to those skilled in the art.

[00081] In general, an amount effective or sufficient to reduce or inhibit at least one symptom of an obstructive respiratory disease of ester compound of formula (1) or (2) is from about 1 µg to about 200 µg, e.g., from about 20 µg to about 150 µg or even from about 50 µg to about 100 µg. However, the exact dosage of the specific ester compound of formula (1) or (2) will vary depending on its potency, the mode and frequency of administration, the age and weight of the subject and the severity of the condition to be treated. The daily dosage can, for example, range from about 0.01 µg to about 10 µg per kg of body weight, administered singly or multiply in doses e.g. from about 1 µg to about 200 µg each. The compounds of formula (1) or (2) can be administered once or twice daily, preferably once daily. The amounts used are comparable to those used for glycopyrrolate (on an approximate molar basis) but cause fewer systemic side effects.

[00082] In the combined compositions, the amount of zwitterion (i)-(x) is sufficient to prolong the activity of the ester compound in treating at least one symptom of the obstructive respiratory disorder. Typically, the amounts used are in a molar ratio of ester compound:zwitterion of from about 2.5:1 to about 5:1. However, a weight:weight ratio of from about 2.5:1 to about 5:1 can be used to approximate the molar ratio. As an example, about 50-100 µg of ester can be combined with about 20 µg of zwitterion.

[00083] The dosage form for inhalation can be an aerosol. The minimum amount of an aerosol delivery is about 0.2 ml and the maximum aerosol delivery is about 5 ml. The concentration of the compounds of formula (1) or (2) and, optionally, the zwitterions (i)-(x) can vary as long as the total amount of spray delivered is within the about 0.2 to about 5 ml amount and as long as it delivers an effective amount of the compound of formula (1) or (2) as defined herein and, optionally, a sufficient amount of zwitterion as defined herein. It is well-known to those skilled in the art that if the concentration is higher, one gives a smaller dose to deliver the same effective amount.

[00084] The dosage form for inhalation can also be via intranasal spray, particularly for treatment of allergic rhinitis or infectious rhinitis. The minimum amount of an aerosol delivery is about 0.02 ml per nostril and the maximum aerosol delivery is about 0.2 ml per nostril. The concentration of the ester compounds of formula (1) or (2) and, optionally, the zwitterions (i)-(x) can vary as long as the total amount of spray delivered is within about 0.02 ml per nostril to about 0.2 ml per nostril, e.g., between about 0.05 ml per nostril and about 0.08 ml per nostril, and it delivers an effective amount of the ester compound of formula (1) or (2) as defined herein and, optionally, a sufficient amount of zwitterion (i)-(x) as defined herein.

[00085] Of course, the volume of aerosol or intranasal spray for delivering an effective amount of the ester compound of formula (1) or (2) and, optionally, a sufficient amount of the zwitterion (i)-(x) depends upon the concentration of the compound in the aerosol or intranasal spray, i.e., higher concentrations of the compound of formula (1) or (2) and, optionally, the zwitterion (i)-(x) require smaller dosage volumes to deliver a therapeutically effective and sufficient amount, respectively, and lower concentrations of the compound of formula (1) or (2) and, optionally, the zwitterion (i)-(x) require larger dosage volumes to deliver the same effective amount and sufficient amount, respectively.

[00086] Aerosols for inhalation of various pharmaceutical agents are well-known to those skilled in the art, including many aerosols for treating asthma. Aerosols can be produced with a nebulizer. Typically, the nebulizer is charged with a carrier solution and the compound of formula (1) or (2) in an amount sufficient to effectively deliver an effective amount of the ester compound of formula (1) or (2) as defined herein, optionally, together with a zwitterion (i)-(x) in an amount sufficient to prolong the activity of the ester compound. For instance, depending upon the nebulizer and its operating conditions, the nebulizer can be charged with several hundred mg of active compound in order to deliver about 1 µg to about 200 µg, preferably, from about 20 µg to about 150 µg or more preferably from about 50 µg to about 100 µg, of the compound of formula (1) or (2) and, optionally, an amount of zwitterion (i)-(x) such that the ratio of ester compound:zwitterion is from about 2.5:1 to about 5:1 by weight or molar ratio. The nebulizer can alternatively be charged with a unit dose of the compound of formula (1) or (2) and a unit dose of the zwitterion (i)-(x). As noted previously, the amount of the compound of formula (1) or (2) is about the same, on

an approximate molar basis, as that used for glycopyrrolate, to obtain a substantially similar effect in treating the obstructive respiratory disease for as infrequently as once in 24 hours, but with fewer systemic side effects than glycopyrrolate.

[00087] The dosage form for inhalation can also be, and preferably is, in powder form. Powders for inhalation of various pharmaceutical agents are well-known to those skilled in the art, including many powders for treating asthma. When the dosage form is a powder, the ester compounds of formula (1) or (2) can be administered in pure form or diluted with an inert carrier. When an inert carrier is used, the ester compounds are compounded such that the total amount of powder delivered delivers an "effective amount" of the ester compound of formula (1) or (2). The actual concentration of the active ester compound can vary. If the concentration is lower, then more powder must be delivered; if the concentration is higher, less total material must be delivered to provide an effective amount of the active ester compound of formula (1) or (2). It is well-known that inhalation powder hard capsules contain a greater amount of active than the delivered dose. For example, the Novartis Seebri Breezhaler® 50 µg contains 63 µg glycopyrronium bromide equivalent to 50 µg glycopyrronium, while the delivered dose is equivalent to 44 µg glycopyrronium. Of particular interest herein are inhalation powder hard capsule unit dosage forms containing and delivering the same amounts of compound of formula (1) or (2) as the Novartis Seebri Breezhaler® does of its active ingredient, glycopyrrolate, on an approximate molar basis. Moreover, any of the foregoing pharmaceutical compositions can further comprise one or more additional active substances, particularly corticosteroids and/or betamimetics as discussed earlier.

[00088] The powder dosage form for inhalation discussed in the preceding paragraph further comprises a zwitterion (i)-(x) in an amount sufficient to prolong the activity of the ester drug, in a molar ratio or weight ratio of from about 5:1 ester:zwitterion to about 2.5:1 ester:zwitterion.

[00089] "Pharmaceutically acceptable" refers to those properties and/or substances which are acceptable to the patient from a pharmacological/toxicological point of view and to the manufacturing pharmaceutical chemist from a physical/chemical point of view regarding composition, formulation, stability, patient acceptance and bioavailability.

[00090] Of particular importance when treating asthma or COPD or other serious respiratory disorders is the administration of the ester compounds or combinations of the ester compounds and the zwitterions by inhalation.

[00091] The preparations are administered by the usual methods, preferably by oral inhalation in the treatment of asthma or COPD or other serious respiratory disorders.

[00092] The dosage of the compounds of formulas (1) and (2) and, optionally, the zwitterions (i)-(x) is naturally greatly dependent on the route of administration and the complaint to be treated. When administered by oral inhalation, the compounds of formulas (1) and (2) are characterized by high efficacy even at doses in the μg range.

[00093] Embodiments herein provide combinations of a compound of formula (1) or (2) with other active agents, especially one or more antiinflammatory corticosteroids, betamimetic agents or antiallergic agents for use in the subject method. In the combination products, the active agents are present in a combined amount effective to treat the target condition, that is, to treat an obstructive disease of the respiratory tract, most especially to treat chronic obstructive pulmonary disease or asthma. In preferred embodiments, the other active agent is a betamimetic agent or antiinflammatory corticosteroid. Of particular interest are combinations of a compound of formula (1) or (2) and a corticosteroid, especially loteprednol etabonate or etiprednol dichloracetate. When loteprednol etabonate (LE) is selected as the corticosteroid, its activity can be enhanced by combination with cortienic acid or Δ^1 - cortienic acid or a methyl or ethyl ester of cortienic acid or a methyl or ethyl ester of Δ^1 - cortienic acid, in a mole ratio of LE: enhancer of from about 5:1 to about 0.5:1. A molar ratio of about 1:1, which can be approximated by a 1:1 ratio by weight, is particularly convenient.

[00094] Particular embodiments herein provide combinations of a compound of formula (1) or (2) and zwitterion (i)-(x) with other active agents, especially one or more antiinflammatory corticosteroids, betamimetic agents or antiallergic agents. In these further combination products, the active agents (not including the zwitterion) are present in a combined amount effective to treat the target condition, that is, to treat an obstructive disease of the respiratory tract, most especially to treat chronic obstructive pulmonary disease or asthma. In preferred embodiments, the further

active agent is a betamimetic agent or antiinflammatory corticosteroid. Of particular interest, are combinations of an ester compound of formula (1) or (2), a zwitterion (i)-(x), and a corticosteroid, especially loteprednol etabonate or etiprednol dichloracetate. When loteprednol etabonate (LE) is selected as the corticosteroid, its activity can be enhanced by combination with cortienic acid or Δ^1 - cortienic acid or a methyl or ethyl ester of cortienic acid or a methyl or ethyl ester of Δ^1 - cortienic acid, in a mole ratio of LE:enhancer of from about 5:1 to about 0.5:1. A molar ratio of about 1:1, which can be approximated by a 1:1 ratio by weight, is particularly convenient.

[00095] One embodiment provides a combination of the compounds of formulas (1) and (2) with zwitterions (i)-(x), with one or more further active agents, and compositions comprising a compound of formula (1) or (2) and a zwitterion (i)-(x), with or without one or more other active agents and carrier, as described hereinabove, are thus useful in a method for treating an obstructive disease of the respiratory tract in a subject in need of such treatment, comprising administering to said subject, once or twice daily, an amount of said compound, combination or composition effective to inhibit or diminish at least one symptom of said disease, the amount of zwitterion being as defined earlier herein. Use of compounds of formula (1) or (2) together with zwitterions (i)-(x), in the preparation of a medicament for treating such a condition is likewise provided herein, as is a combination composition for use in such treatment.

[00096] Alternatively, provided herein is a method for treating an obstructive disease of the respiratory tract in a subject in need of such treatment comprising separately:

(a) Administering an ester compound of formula (1) or (2) as defined herein, or a composition comprising an ester compound of formula (1) or (2) and a non-toxic pharmaceutically acceptable, preferably anhydrous, carrier or excipient therefor, wherein the amount of ester compound of formula(1) or (2) is an amount effective to reduce or inhibit at least one symptom of said obstructive disease, once or twice daily, by oral inhalation;

(b) Administering a zwitterion (i)-(x) as defined herein, or a composition comprising a zwitterion (i)-(x) and a non-toxic pharmaceutically acceptable carrier or excipient therefor, wherein the amount of zwitterion (i)-(x) is sufficient to prolong the

activity of the ester compound in reducing or inhibiting at least one symptom of said obstructive disease, once or twice daily, by oral inhalation.

[00097] The compositions administered according to the method of part (a) of the preceding paragraph, which are preferably inhalable powders, are prepared in the same way as the composition described hereinabove, save for the absence of the zwitterion (i)-(x). The composition administered according to part (b) of the preceding paragraph, which likewise are preferably inhalable powders, are prepared in a similar way to the compositions described hereinabove; however, because of the absence of the compounds of formula (1) or (2), the compositions used in part (b) do not need to be prepared or maintained in anhydrous form (because the zwitterions themselves are water-soluble). Moreover, this alternative method of accomplishing the desired treatment allows for a number of possibilities not provided by co-administering the combination of ester compound and the zwitterion in a single dosage form:

1. The separate administration of the zwitterion and of the ester compound can take place at different times of day, if desired, for example, one in the morning and the other in the evening, or one following the other, separately by a time period of from several minutes to eight or more hours. In this way, the subject's system could be primed by first administering a dose (or multiple doses) of the zwitterion to build its concentration;

2. The frequency of the separate administration of each of the two actives, zwitterion and ester compound, can differ, if desired. For example, after the concentration of the longer-acting zwitterion has been built up sufficiently, the ester compound could be administered more frequently than the zwitterion;

3. The unit dosage forms can be manufactured in accord with the water solubility properties of each of the two required actives.

[00098] Powders for inhalation are preferred for use in treatment of COPD, asthma and other serious obstructive diseases of the respiratory tract as described herein. The preparation of these powders can make use of methods previously described for the preparation of inhalable powders of glycopyrrolate or glycopyrronium bromide for treatment of respiratory diseases.

[00099] See, in particular, Bannister et al. WO 2001/076575 and the corresponding Bannister et al. U.S. Patent No. 7,368,104 B2, which is said to provide a

pharmaceutical composition for pulmonary delivery which comprises glycopyrrolate in a controlled release formulation wherein, on administration, the glycopyrrolate exerts its pharmacological effect over a period greater than 12 hours. In a particular embodiment a dry powder composition comprising microparticles of glycopyrrolate is said to exert its pharmacological effect for a period greater than 20 hours, preferably using large carrier particles which are lactose particles and a hydrophobic material such as magnesium stearate.

[000100] See also, Morton et al. WO 2005/025536, which teaches a process for producing dry powder compositions that purportedly have physical and chemical properties that provide an enhanced fine particle fraction (FPF) and fine particle dose (FPD), which is said to provide greater dosing efficiency. Morton et al.'s method comprises co-jet milling active particles of drug (such as glycopyrrolate) in the presence of an additive material. The active can be first jet-milled alone to a small particle size, then blended with the additive and then co-jet milled with the additive at a lower grinding pressure to coat the small active drug particles with the additive. Morton et al. teach that the additive can be an amino acid, a phospholipid, a metal stearate such as magnesium stearate or a surfactant.

[000101] In addition, Morton et al. WO 2005/105043 and its corresponding Morton et al. United States Patent Publication No. 2008/0063719 A1, describe the preparation of dry powder pharmaceutical compositions comprising glycopyrrolate, for example glycopyrronium bromide, their purported improved stability over time and methods for producing them.

[000102] Moreover, Haeberlin et al. WO 2008/000482 and its corresponding Haeberlin et al. United States Patent Application Publication No. 2012/0065174 A1 and Haeberlin et al. European Patent Specification EP 2037879 B1, provide a process for preparing dry powder formulations of a glycopyrronium salt for inhalation that is taught to have good stability. The process involves: (1) admixing a glycopyrronium salt together with an anti-adherent agent to give a homogeneous blend; (b) micronizing the blend; and (c) admixing carrier particles to form a dry powder formulation, wherein the carrier particles are mixed with the blend in a ratio of 2000:1 to 5:1 by mass. The anti-adherent agent is taught to be a metal stearate, a crystalline sugar or a mixture thereof. The metal stearate can be magnesium stearate or calcium stearate. The carrier particles can be crystalline sugars.

[000103] All of the Bannister et al., Morton et al. and Haeberlin et al. patent documents referred to above are incorporated by reference herein in their entireties. Adaptation of these methods and compositions to the combination compounds of formulas (1) and (2) and zwitterions (i)-(x) herein is shown in the EXAMPLES which follow.

[000104] The following EXAMPLES further illustrate compositions for use in the methods described herein. These are illustrative and are not to be considered limiting in any way whatsoever, as many modifications in materials and methods will be apparent to those skilled in the art.

ESTER FORMULATION EXAMPLES

EXAMPLE 1

[000105]

Metering aerosol	% by weight
Ester compound of formula (1), e.g. Compound 5, 8, 27, 31, or 35	0.005
Sorbitan trioleate	0.1
Monofluorotrichloromethane and difluorodichloromethane	2:3 ad 100

[000106] The suspension is transferred into a conventional aerosol container with a metering valve. Preferably, 50 µl of suspension are delivered per spray. The active substance may also be metered in higher doses if desired (e.g. 0.01% by weight).

EXAMPLE 2

[000107]

Solution (in mg/100 ml)	
Ester compound of formula (1), e.g. Compound 5, 8, 27, 31, or 35	333.3 mg
Formoterol fumarate	333.3 mg
Benzalkonium chloride	10.0 mg

EDTA	50.0 mg
HCl(In)	ad pH 3.4

[000108] This solution may be prepared in the usual manner.

EXAMPLE 3

[000109]

Powder for inhalation	µg per dosage unit
Ester compound of formula (1), e.g. Compound 5, 8, 27, 31, or 35 (micronized)	60 µg
Formoterol fumarate	60 µg
Magnesium stearate	0.15% to 0.25% by weight
Lactose	ad 25 mg

[000110] The powder for inhalation is produced according to the method of Morton et al. US2008/0063719 by mixing the individual ingredients together, with the micronized active added last. Morton et al US2008/0063719 is incorporated by reference herein in its entirety and relied upon.

EXAMPLE 4

[000111]

Powder for inhalation	µg per dosage unit
Ester compound of formula (1), e.g. Compound 5, 8, 27, 31, or 35 (micronized)	60 µg
Magnesium stearate	0.15% to 0.25% by weight
Lactose	ad 5 mg

[000112] The powder for inhalation is produced as in EXAMPLE 3 by the method of Morton et al., by mixing the individual ingredients together, adding the micronized active last.

FURTHER FORMULATIONS OBTAINED ANALOGOUSLY TO METHODS KNOWN IN THE ART

[000113] A: Inhalable powders are prepared according to the method of Haerberlin et. al., EP2037879 B1 and US2012/0065174 A1 by mixing the formula (1) salt with magnesium stearate to give a homogeneous blend, micronizing the blend and admixing the remaining ingredients therein. Alternatively, when a second active ingredient is present, it too can be micronized with the compound of formula (1) and the magnesium stearate in the first step. US2012/0065174 A1 and EP 2037879 B1 are incorporated by reference herein in their entireties and relied upon.

EXAMPLE 5

[000114]

Ingredients	µg per capsule
Ester compound of formula (1), e.g. Compound 5, 8, 27, 31, or 35	60
Magnesium stearate	0.15% to 0.25% by weight
Budesonide	120
Lactose (anhydrous)	q.s. to 5000

EXAMPLE 6

[000115]

Ingredients	µg per capsule
Ester compound of formula (1), e.g. Compound 5, 8, 27, 31, or 35	60
Magnesium stearate	0.15% to 0.25% by weight
Fluticasone propionate	100
Lactose (anhydrous)	q.s. to 5000

EXAMPLE 7

[000116]

Ingredients	µg per capsule
-------------	----------------

Ester compound of formula (1), e.g.	60
Compound 5, 8, 27, 31, or 35	
Magnesium stearate	0.15% to 0.25% by weight
Ciclesonide	250
Lactose (anhydrous)	q.s. to 5000

EXAMPLE 8**[000117]**

Ingredients	µg per capsule
Ester compound of formula (1), e.g.	50
Compound 5, 8, 27, 31, or 35	
Magnesium stearate	0.15% to 0.25% by weight
Budesonide	125
Lactose (anhydrous)	q.s. to 5000

EXAMPLE 9**[000118]**

Ingredients	µg per capsule
Ester compound of formula (1), e.g.	50
Compound 5, 8, 27, 31, or 35	
Magnesium stearate	0.15% to 0.25% by weight
Fluticasone propionate	200
Lactose (anhydrous)	q.s. to 5000

EXAMPLE 10**[000119]**

Ingredients	µg per capsule
Ester compound of formula (1), e.g.	75
Compound 5, 8, 27, 31, or 35	
Magnesium stearate	0.15% to 0.25% by weight
Ciclesonide	250
Lactose (anhydrous)	q.s. to 5000

EXAMPLE 11**[000120]**

Ingredients	µg per capsule
Ester compound of formula (1), e.g. Compound 5, 8, 27, 31, or 35	60
Magnesium stearate	0.15% to 0.25% by weight
Etiprednol dichloracetate	250
Lactose (anhydrous)	q.s. to 5000

EXAMPLE 12**[000121]**

Ingredients	µg per capsule
Ester compound of formula (1), e.g. Compound 5, 8, 27, 31, or 35	60
Magnesium stearate	0.15% to 0.25% by weight
Loteprednol etabonate	125
Lactose (anhydrous)	q.s. to 5000

EXAMPLE 13**[000122]**

Ingredients	µg per capsule
Ester compound of formula (1), e.g. Compound 5, 8, 27, 31, or 35	100
Magnesium stearate	0.15% to 0.25% by weight
Loteprednol etabonate	200
Lactose (anhydrous)	q.s. to 5000

EXAMPLE 14**[000123]**

Ingredients	µg per capsule
Ester compound of formula (1), e.g. Compound 5, 8, 27, 31, or 35	100

Magnesium stearate	0.15% to 0.25% by weight
Etiprednol dichloracetate	200
Lactose (anhydrous)	q.s. to 5000

EXAMPLE 15**[000124]**

Ingredients	µg per capsule
Ester compound of formula (1), e.g. Compound 5, 8, 27, 31, or 35	100
Magnesium stearate	0.15% to 0.25% by weight
Loteprednol etabonate	125
Lactose (anhydrous)	q.s. to 5000

EXAMPLE 16**[000125]**

Ingredients	µg per capsule
Ester compound of formula (1), e.g. Compound 5, 8, 27, 31, or 35	50
Magnesium stearate	0.15% to 0.25% by weight
Etiprednol dichloracetate	125
Lactose (anhydrous)	q.s. to 5000

EXAMPLE 17**[000126]**

Ingredients	µg per capsule
Ester compound of formula (1), e.g. Compound 5, 8, 27, 31, or 35	100
Magnesium stearate	0.15% to 0.25% by weight
Loteprednol etabonate	200
Δ^1 - Cortienic acid methyl ester	200
Lactose (anhydrous)	q.s. to 5000

EXAMPLE 18**[000127]**

Ingredients	µg per capsule
Ester compound of formula (1), e.g. Compound 5, 8, 27, 31, or 35	100
Magnesium stearate	0.15% to 0.25% by weight
Loteprednol etabonate	200
Δ^1 - Cortienic acid	200
Lactose (anhydrous)	q.s. to 5000

EXAMPLE 19**[000128]**

Ingredients	µg per capsule
Ester compound of formula (1), e.g. Compound 5, 8, 27, 31, or 35	60
Magnesium stearate	0.15% to 0.25% by weight
Loteprednol etabonate	125
Δ^1 - Cortienic acid or Δ^1 - Cortienic acid methyl ester	125
Lactose (anhydrous)	q.s. to 5000

EXAMPLE 20**[000129]**

Ingredients	µg per capsule
Ester compound of formula (1), e.g. Compound 5, 8, 27, 31, or 35	50
Magnesium stearate	0.15% to 0.25% by weight
Loteprednol etabonate	125
Δ^1 - Cortienic acid or Δ^1 - Cortienic acid methyl ester	125
Lactose (anhydrous)	q.s. to 5000

B. Propellant-Containing Aerosols for Inhalation (wherein TG 134a is 1,1,1,2-tetrafluoroethane and TG 227 is 1,1,1,2,3,3,3-heptafluoropropane)

EXAMPLE 21: Suspension Aerosol

[000130]

Ingredients	% by weight
Ester compound of formula (1), e.g. Compound 5, 8, 27, 31, or 35	0.015
Budesonide	0.4
Soya lecithin	0.2
TG 134a: TG 227 (2:3)	to 100

EXAMPLE 22: Suspension Aerosol

[000131]

Ingredients	% by weight
Ester compound of formula (1), e.g. Compound 5, 8, 27, 31, or 35	0.015
Fluticasone propionate	0.3
Isopropyl myristate	0.1
TG 227	to 100

EXAMPLE 23: Suspension Aerosol

[000132]

Ingredients	% by weight
Ester compound of formula (1), e.g. Compound 5, 8, 27, 31, or 35	0.015
Ciclesonide	0.4
Isopropyl myristate	0.1
TG 134a : TG 227 (2:3)	to 100

EXAMPLE 24: Suspension Aerosol

[000133]

Ingredients	% by weight
Ester compound of formula (1), e.g. Compound 5, 8, 27, 31, or 35	0.010
Ciclesonide	0.4
Isopropyl myristate	0.1
TG 134a : TG 227 (2:3)	to 100

EXAMPLE 25: Aerosol**[000134]**

Ingredients	% by weight
Ester compound of formula (1), e.g. Compound 5, 8, 27, 31, or 35	0.015
Fluticasone propionate	0.2
Isopropyl myristate	0.1
TG 134a : TG 227 (2:3)	to 100

EXAMPLE 26: Aerosol**[000135]**

Ingredients	% by weight
Ester compound of formula (1), e.g. Compound 5, 8, 27, 31, or 35	0.020
Ciclesonide	0.4
Isopropyl myristate	0.1
TG 134a : TG 227 (2:3)	to 100

EXAMPLE 27**[000136]**

Ingredients	% by weight
Ester compound of formula (1), e.g. Compound 5, 8, 27, 31, or 35	0.010

Loteprednol etabonate	0.4
Soya lecithin	0.2
TG 134a : TG 227 (2:3)	to 100

EXAMPLE 28**[000137]**

Ingredients	% by weight
Ester compound of formula (1), e.g. Compound 5, 8, 27, 31, or 35	0.015
Loteprednol etabonate	0.3
Isopropyl myristate	0.1
TG 227	to 100

EXAMPLE 29**[000138]**

Ingredients	% by weight
Ester compound of formula (1), e.g. Compound 5, 8, 27, 31, or 35	0.010
Etiprednol dichloracetate	0.4
Isopropyl myristate	0.1
TG 227	to 100

EXAMPLE 30**[000139]**

Ingredients	% by weight
Ester compound of formula (1), e.g. Compound 5, 8, 27, 31, or 35	0.010
Loteprednol etabonate	0.4
Isopropyl myristate	0.1
TG 134a : TG 227 (2:3)	to 100

EXAMPLE 31

[000140]

Ingredients	% by weight
Ester compound of formula (1), e.g. Compound 5, 8, 27, 31, or 35	0.015
Loteprednol etabonate	0.4
Isopropyl myristate	0.1
TG 134a : TG 227 (2:3)	to 100

EXAMPLE 32**[000141]**

Ingredients	% by weight
Ester compound of formula (1), e.g. Compound 5, 8, 27, 31, or 35	0.015
Loteprednol etabonate	0.4
Δ^1 - Cortienic acid or Δ^1 - Cortienic acid methyl ester	0.4
Soya lecithin	0.2
TG 134a : TG 227 (2:3)	to 100

EXAMPLE 33**[000142]**

Ingredients	% by weight
Ester compound of formula (1), e.g. Compound 5, 8, 27, 31, or 35	0.010
Loteprednol etabonate	0.3
Δ^1 - Cortienic acid or Δ^1 - Cortienic acid methyl ester	0.3
Isopropyl myristate	0.1
TG 227	to 100

EXAMPLE 34**[000143]**

Ingredients	% by weight
Ester compound of formula (1), e.g. Compound 5, 8, 27, 31, or 35	0.015
Loteprednol etabonate	0.4
Δ^1 - Cortienic acid or Δ^1 - Cortienic acid methyl ester	0.4
Isopropyl myristate	0.1
TG 227	to 100

EXAMPLE 35**[000144]**

Ingredients	% by weight
Ester compound of formula (1), e.g. Compound 5, 8, 27, 31, or 35	0.015
Loteprednol etabonate	0.4
Δ^1 - Cortienic acid or Δ^1 - Cortienic acid methyl ester	0.4
Isopropyl myristate	0.1
TG 134a : TG 227 (2:3)	to 100

EXAMPLE 36**[000145]**

Ingredients	% by weight
Ester compound of formula (1), e.g. Compound 5, 8, 27, 31, or 35	0.010
Loteprednol etabonate	0.4
Δ^1 - Cortienic acid or Δ^1 - Cortienic acid methyl ester	0.4
Isopropyl myristate	0.1
TG 134a : TG 227 (2:3)	to 100

[000146] Yet other compositions can be conveniently formulated using known techniques.

Investigation of the anticholinergic action of compounds in acetylcholine induced bronchoconstriction in anesthetized guinea pigs

[000147] EXPERIMENTAL PROCEDURE

[000148] Male Hartley guinea pigs (320±120 g) (Charles River) are housed under standard conditions. Guinea pigs are anesthetized with urethane (2 g/kg, intraperitoneally), the trachea are cannulated and the animal is respired using a small animal respiratory pump (Harvard Apparatus LTD, Kent UK). Respiratory back pressure is measured and recorded using a rodent lung function recording system (MUMED, London UK). For drug administration the right jugular vein is cannulated. Following the surgical procedure, guinea pigs are allowed to stabilize for 20 minutes. Ten minutes before acetylcholine administration, the animals are disconnected from the ventilator and either the vehicle (10 mg lactose) or different amounts of the drug (suspended in the same amount of vehicle) are administered intratracheally. The trachea is reconnected to the ventilator and changes in pulmonary mechanics are followed. Acetylcholine (10 µg/kg) is administered intravenously in every 10 minutes six times.

[000149] RESULTS

[000150] Compounds of formula (1) and (2) and glycopyrrolate will exhibit a protective effect on the acetylcholine-induced bronchoconstriction provoked in this test.

[000151] This test is a model for asthma, chronic obstructive pulmonary disorder and other obstructive respiratory tract disorders in which the effectiveness of the compounds of formulas (1) and (2) can be evaluated.

Test for Bronchodilatory Effect of Inhaled Test Compounds in Balb/c Mice

[000152] Female BALB/c mice, weight range 19-22 g, are obtained, for example from Charles River Laboratories (Kingston, NC). They receive food and water ad libitum.

[000153] Compounds for aerosol administration are prepared in sterile Dulbecco's Phosphate Buffered Saline. Mice are placed on a carousel-style, nose only, exposure chamber and allowed to inhale aerosols for five minutes, using an ICN SPAG-2 nebulizer. This nebulizer generates a mean aerosol particle size of 1.3 microns at a rate of approximately 0.25 ml/minute.

[000154] Ten minutes and 36 hours later, the mice are moved to whole body plethysmograph chambers. Bronchoconstriction is induced in the mice by administration of an 80 mg/ml methacholine (MC) aerosol in the plethysmograph chambers for 5 minutes. The mice are allowed to inhale an aerosol containing 80 mg/ml methacholine following inhalation treatment with DPBS vehicle (Dulbecco's Phosphate Buffered Saline), or 80 mg/ml methacholine following inhalation treatment with test compound. The average enhanced pause (Penh, lung resistance), corresponding to airflow resistance, is determined and statistically analyzed using Kruskal-Wallis one way ANOVA. In order to determine the baseline, saline aerosol (without methacholine) is also separately administered to the mice.

[000155] This procedure is a model for inhalation treatment of asthma, chronic obstructive pulmonary disorder and other obstructive respiratory tract disorders in which the effectiveness of the compounds of formulas (1) or (2) can be tested.

ESTER-ZWITTERION COMBINATION EXAMPLES

EXAMPLE 37

[000156]

Metering aerosol	% by weight
Ester compound of formula (1), e.g. Compound 5, 8, 27, 31, or 35	0.005
Zwitterion, e.g. (vii) [BOD-08]	0.001 to 0.0025
Sorbitan trioleate	0.1
Monofluorotrichloromethane and difluorodichloromethane (2:3)	ad 100

[000157] The suspension is transferred into a conventional aerosol container with a metering valve. Preferably, 50 μ l of suspension are delivered per spray. The active

substances may also be metered in higher doses if desired (e.g. 0.01% by weight of ester compound and 0.005% by weight of zwitterion).

EXAMPLE 38**[000158]**

Solution (in mg/100 ml)	
Ester compound of formula (1), e.g. Compound 5, 8, 27, 31, or 35	333.3 mg
Zwitterion, e.g. (vii) [BOD-08]	33.3 mg - 66.7 mg
Formoterol fumarate	333.3 mg
Benzalkonium chloride	10.0 mg
EDTA	50.0 mg
HCl(In)	ad pH 3.4

[000159] This solution may be prepared in the usual manner.

EXAMPLE 39**[000160]**

Powder for inhalation	µg per dosage unit
Ester compound of formula (1), e.g. Compound 5, 8, 27, 31, or 35 (micronized)	60 µg
Zwitterion, e.g. (vii) [BOD-08]	12-24 µg
Formoterol fumarate	60 µg
Magnesium stearate	0.15% to 0.25% by weight
Lactose	ad 25 mg

[000161] The powder for inhalation is produced according to the method of Morton et al. US2008/0063719 by mixing the individual ingredients together, with the micronized actives added last. Morton et al US2008/0063719 is incorporated by reference herein in its entirety and relied upon.

EXAMPLE 40**[000162]**

Powder for inhalation	µg per dosage unit
Ester compound of formula (1), e.g. Compound 5, 8, 27, 31, or 35 (micronized)	60 µg
Zwitterion, e.g. (vii) [BOD-08]	12-24 µg
Magnesium stearate	0.15% to 0.25% by weight
Lactose	ad 5 mg

[000163] The powder for inhalation is produced as in EXAMPLE 39 by the method of Morton et al., by mixing the individual ingredients together, adding the micronized actives last.

FURTHER FORMULATIONS OBTAINED ANALOGOUSLY TO METHODS KNOWN IN THE ART

[000164] Inhalable powders prepared according to the method of Haeberlin et. al., EP2037879 B1 and US2012/0065174 A1 by mixing the formula (1) salt and the zwitterion with magnesium stearate to give a homogeneous blend, micronizing the blend and admixing the remaining ingredients therein. Alternatively, when a further active ingredient is present, it too can be micronized with the compound of formula (1), the zwitterion and the magnesium stearate in the first step. US2012/0065174 A1 and EP 2037879 B1 are incorporated herein in their entireties and relied upon.

EXAMPLE 41**[000165]**

Ingredients	µg per capsule
Ester compound of formula (1), e.g. Compound 5, 8, 27, 31, or 35	60
Zwitterion, e.g. (vii) [BOD-08]	12-24
Magnesium stearate	0.15% to 0.25% by weight
Budesonide	120

Lactose (anhydrous)	q.s. to 5000
---------------------	--------------

EXAMPLE 42**[000166]**

Ingredients	µg per capsule
Ester compound of formula (1), e.g. Compound 5, 8, 27, 31, or 35	60
Zwitterion, e.g. (vii) [BOD-08]	12-24
Magnesium stearate	0.15% to 0.25% by weight
Fluticasone propionate	100
Lactose (anhydrous)	q.s. to 5000

EXAMPLE 43**[000167]**

Ingredients	µg per capsule
Ester compound of formula (1), e.g. Compound 5, 8, 27, 31, or 35	60
Zwitterion, e.g. (vii) [BOD-08]	12-24
Magnesium stearate	0.15% to 0.25% by weight
Ciclesonide	250
Lactose (anhydrous)	q.s. to 5000

EXAMPLE 44**[000168]**

Ingredients	µg per capsule
Ester compound of formula (1), e.g. Compound 5, 8, 27, 31, or 35	50
Zwitterion, e.g. (vii) [BOD-08]	10-20
Magnesium stearate	0.15% to 0.25% by weight
Budesonide	125

Lactose (anhydrous)	q.s. to 5000
---------------------	--------------

EXAMPLE 45**[000169]**

Ingredients	µg per capsule
Ester compound of formula (1), e.g. Compound 5, 8, 27, 31, or 35	50
Zwitterion, e.g. (vii) [BOD-08]	10-20
Magnesium stearate	0.15% to 0.25% by weight
Fluticasone propionate	200
Lactose (anhydrous)	q.s. to 5000

EXAMPLE 46**[000170]**

Ingredients	µg per capsule
Ester compound of formula (1), e.g. Compound 5, 8, 27, 31, or 35	75
Zwitterion, e.g. (vii) [BOD-08]	15-30
Magnesium stearate	0.15% to 0.25% by weight
Ciclesonide	250
Lactose (anhydrous)	q.s. to 5000

EXAMPLE 47**[000171]**

Ingredients	µg per capsule
Ester compound of formula (1), e.g. Compound 5, 8, 27, 31, or 35	60
Zwitterion, e.g. (vii) [BOD-08]	12-24
Magnesium stearate	0.15% to 0.25% by weight
Etiprednol dichloracetate	250
Lactose (anhydrous)	q.s. to 5000

EXAMPLE 48**[000172]**

Ingredients	µg per capsule
Ester compound of formula (1), e.g. Compound 5, 8, 27, 31, or 35	60
Zwitterion, e.g. (vii) [BOD-08]	12-24
Magnesium stearate	0.15% to 0.25% by weight
Loteprednol etabonate	125
Lactose (anhydrous)	q.s. to 5000

EXAMPLE 49**[000173]**

Ingredients	µg per capsule
Ester compound of formula (1), e.g. Compound 5, 8, 27, 31, or 35	100
Zwitterion, e.g. (vii) [BOD-08]	20-40
Magnesium stearate	0.15% to 0.25% by weight
Loteprednol etabonate	200
Lactose (anhydrous)	q.s. to 5000

EXAMPLE 50**[000174]**

Ingredients	µg per capsule
Ester compound of formula (1), e.g. Compound 5, 8, 27, 31, or 35	100
Zwitterion, e.g. (vii) [BOD-08]	20-40
Magnesium stearate	0.15% to 0.25% by weight
Etiprednol dichloracetate	200
Lactose (anhydrous)	q.s. to 5000

EXAMPLE 51**[000175]**

Ingredients	µg per capsule
Ester compound of formula (1), e.g. Compound 5, 8, 27, 31, or 35	100
Zwitterion, e.g. (vii) [BOD-08]	20-40
Magnesium stearate	0.15% to 0.25% by weight
Loteprednol etabonate	125
Lactose (anhydrous)	q.s. to 5000

EXAMPLE 52**[000176]**

Ingredients	µg per capsule
Ester compound of formula (1), e.g. Compound 5, 8, 27, 31, or 35	50
Zwitterion, e.g. (vii) [BOD-08]	10-20
Magnesium stearate	0.15% to 0.25% by weight
Etiprednol dichloracetate	125
Lactose (anhydrous)	q.s. to 5000

EXAMPLE 53**[000177]**

Ingredients	µg per capsule
Ester compound of formula (1), e.g. Compound 5, 8, 27, 31, or 35	100
Zwitterion, e.g. (vii) [BOD-08]	20-40
Magnesium stearate	0.15% to 0.25% by weight
Δ^1 - Cortienic acid methyl ester	200
Lactose (anhydrous)	q.s. to 5000

EXAMPLE 54**[000178]**

Ingredients	µg per capsule
Ester compound of formula (1), e.g. Compound 5, 8, 27, 31, or 35	100

Zwitterion, e.g. (vii) [BOD-08]	20-40
Magnesium stearate	0.15% to 0.25% by weight
Loteprednol etabonate	200
Δ^1 - Cortienic acid	200
Lactose (anhydrous)	q.s. to 5000

EXAMPLE 55**[000179]**

Ingredients	μg per capsule
Ester compound of formula (1), e.g. Compound 5, 8, 27, 31, or 35	60
Zwitterion, e.g. (vii) [BOD-08]	12-24
Magnesium stearate	0.15% to 0.25% by weight
Loteprednol etabonate	125
Δ^1 - Cortienic acid or Δ^1 - Cortienic acid methyl ester	200
Lactose (anhydrous)	q.s. to 5000

EXAMPLE 56**[000180]**

Ingredients	μg per capsule
Ester compound of formula (1), e.g. Compound 5, 8, 27, 31, or 35	50
Zwitterion, e.g. (vii) [BOD-08]	10-20
Magnesium stearate	0.15% to 0.25% by weight
Loteprednol etabonate	125
Δ^1 - Cortienic acid or Δ^1 - Cortienic acid methyl ester	125
Lactose (anhydrous)	q.s. to 5000

B. Propellant-Containing Aerosols for Inhalation (wherein TG 134a is 1,1,1,2-tetrafluoroethane and TG 227 is 1,1,1,2,3,3,3-heptafluoropropane)

EXAMPLE 57: Suspension Aerosol**[000181]**

Ingredients	% by weight
Ester compound of formula (1), e.g. Compound 5, 8, 27, 31, or 35	0.015
Zwitterion, e.g. (vii) [BOD-08]	0.003-0.006
Budesonide	0.4
Soya lecithin	0.2
TG 134a : TG 227 (2:3)	to 100

EXAMPLE 58: Suspension Aerosol**[000182]**

Ingredients	% by weight
Ester compound of formula (1), e.g. Compound 5, 8, 27, 31, or 35	0.015
Zwitterion, e.g. (vii) [BOD-08]	0.003-0.006
Fluticasone propionate	0.3
Isopropyl myristate	0.1
TG 227	to 100

EXAMPLE 59: Suspension Aerosol**[000183]**

Ingredients	% by weight
Ester compound of formula (1), e.g. Compound 5, 8, 27, 31, or 35	0.015
Zwitterion, e.g. (vii) [BOD-08]	0.003-0.006
Ciclesonide	0.4
Isopropyl myristate	0.1
TG 134a : TG 227 (2:3)	to 100

EXAMPLE 60: Suspension Aerosol

[000184]

Ingredients	% by weight
Ester compound of formula (1), e.g. Compound 5, 8, 27, 31, or 35	0.010
Zwitterion, e.g. (vii) [BOD-08]	0.002-0.004
Ciclesonide	0.4
Isopropyl myristate	0.1
TG 134a : TG 227 (2:3)	to 100

EXAMPLE 61: Aerosol**[000185]**

Ingredients	% by weight
Ester compound of formula (1), e.g. Compound 5, 8, 27, 31, or 35	0.015
Zwitterion, e.g. (vii) [BOD-08]	0.003-0.006
Fluticasone propionate	0.2
Isopropyl myristate	0.1
TG 134a : TG 227 (2:3)	to 100

EXAMPLE 62: Aerosol**[000186]**

Ingredients	% by weight
Ester compound of formula (1), e.g. Compound 5, 8, 27, 31, or 35	0.020
Zwitterion, e.g. (vii) [BOD-08]	0.004-0.008
Ciclesonide	0.4
Isopropyl myristate	0.1
TG 134a : TG 227 (2:3)	to 100

EXAMPLE 63**[000187]**

Ingredients	% by weight
-------------	-------------

Ester compound of formula (1), e.g. Compound 5, 8, 27, 31, or 35	0.010
Zwitterion, e.g. (vii) [BOD-08]	0.002-0.004
Loteprednol etabonate	0.4
Soya lecithin	0.2
TG 134a : TG 227 (2:3)	to 100

EXAMPLE 64**[000188]**

Ingredients	% by weight
Ester compound of formula (1), e.g. Compound 5, 8, 27, 31, or 35	0.015
Zwitterion, e.g. (vii) [BOD-08]	0.003-0.006
Loteprednol etabonate	0.3
Isopropyl myristate	0.1
TG 227	to 100

EXAMPLE 65**[000189]**

Ingredients	% by weight
Ester compound of formula (1), e.g. Compound 5, 8, 27, 31, or 35	0.010
Zwitterion, e.g. (vii) [BOD-08]	0.002-0.004
Etiprednol dichloracetate	0.4
Isopropyl myristate	0.1
TG 227	to 100

EXAMPLE 66**[000190]**

Ingredients	% by weight
Ester compound of formula (1), e.g. Compound 5, 8, 27, 31, or 35	0.010

Zwitterion, e.g. (vii) [BOD-08]	0.002-0.004
Loteprednol etabonate	0.4
Isopropyl myristate	0.1
TG 134a : TG 227 (2:3)	to 100

EXAMPLE 67**[000191]**

Ingredients	% by weight
Ester compound of formula (1), e.g. Compound 5, 8, 27, 31, or 35	0.015
Zwitterion, e.g. (vii) [BOD-08]	0.003-0.006
Loteprednol etabonate	0.4
Isopropyl myristate	0.1
TG 134a : TG 227 (2:3)	to 100

EXAMPLE 68**[000192]**

Ingredients	% by weight
Ester compound of formula (1), e.g. Compound 5, 8, 27, 31, or 35	0.015
Zwitterion, e.g. (vii) [BOD-08]	0.003-0.006
Loteprednol etabonate	0.4
Δ^1 - Cortienic acid or Δ^1 - Cortienic acid methyl ester	0.2
Soya lecithin	0.2
TG 134a : TG 227 (2:3)	to 100

EXAMPLE 69**[000193]**

Ingredients	% by weight
Ester compound of formula (1), e.g. Compound 5, 8, 27, 31, or 35	0.010

Zwitterion, e.g. (vii) [BOD-08]	0.002-0.004
Loteprednol etabonate	0.3
Δ^1 - Cortienic acid or	0.3
Δ^1 - Cortienic acid methyl ester	
Isopropyl myristate	0.1
TG 227	to 100

EXAMPLE 70**[000194]**

Ingredients	% by weight
Ester compound of formula (1), e.g.	0.015
Compound 5, 8, 27, 31, or 35	
Zwitterion, e.g. (vii) [BOD-08]	0.003-0.006
Loteprednol etabonate	0.4
Δ^1 - Cortienic acid or	0.4
Δ^1 - Cortienic acid methyl ester	
Isopropyl myristate	0.1
TG 227	to 100

EXAMPLE 71**[000195]**

Ingredients	% by weight
Ester compound of formula (1), e.g.	0.015
Compound 5, 8, 27, 31, or 35	
Zwitterion, e.g. (vii) [BOD-08]	0.003-0.006
Loteprednol etabonate	0.4
Δ^1 - Cortienic acid or	0.4
Δ^1 - Cortienic acid methyl ester	
Isopropyl myristate	0.1
TG 134a : TG 227 (2:3)	to 100

EXAMPLE 72

[000196]

Ingredients	% by weight
Ester compound of formula (1), e.g. Compound 5, 8, 27, 31, or 35	0.010
Zwitterion, e.g. (vii) [BOD-08]	0.002-0.004
Loteprednol etabonate	0.4
Δ^1 - Cortienic acid or Δ^1 - Cortienic acid methyl ester	0.4
Isopropyl myristate	0.1
TG 134a : TG 227 (2:3)	to 100

EXAMPLE 73**[000197]** Part (a) Composition

Powder for Inhalation	µg per dosage unit
Ester compound of formula (1), e.g. Compound 5, 8, 27, 31, or 35 (Micronized)	60 µg
Magnesium stearate	0.15% to 0.25% by weight
Lactose	ad 5 mg

[000198] Part (b) composition

Powder for Inhalation	µg per dosage unit
Zwitterion, e.g. (vii) [BOD-08] (Micronized)	12-24 µg
Magnesium stearate	0.15% to 0.25% by weight
Lactose	ad 5 mg

[000199] Each powder is produced as in EXAMPLE 39 by the method of Morton et al., by mixing the individual ingredients together, adding the micronized actives last. These inhalable powder compositions are designed for the alternative method of treatment, in which the compositions comprising the ester compounds are

administered separately from the compositions comprising the zwitterions. Thus, they can be administered with different frequencies or at different time points.

EXAMPLE 74

[000200] Part (a) Composition

Ingredients	µg per capsule
Ester compound of formula (1), e.g. Compound 5, 8, 27, 31, or 35	60
Magnesium stearate	0.15% to 0.25% by weight
Etiprednol dichloracetate	250
Lactose (anhydrous)	q.s. to 5000

[000201] Part (b) Composition

Ingredients	µg per capsule
Zwitterion, e.g. (vii) [BOD-08]	12-24 µg
Magnesium stearate	0.15% to 0.25% by weight
Lactose (anhydrous)	q.s. to 5000

[000202] The method of Haeberlin et al. modified as described in [0108] above is followed, except the ester compound and the zwitterion are placed in separate compositions. Each active is mixed with magnesium stearate to give a homogenous blend, the blend is micronized and any remaining ingredients admixed therein. Alternatively, when yet another active ingredient is included, it too can be micronized with the ester compound. The inhalable powder compositions are for use as in EXAMPLE 73.

EXAMPLE 75

[000203] Part (a) Composition

Ingredients	µg per capsule
Ester compound of formula (1), e.g.	60

Compound 5, 8, 27, 31, or 35	
Magnesium stearate	0.15% to 0.25% by weight
Loteprednol etabonate	125
Lactose (anhydrous)	q.s. to 5000

[000204] Part (b) Composition

Ingredients	µg per capsule
Zwitterion, e.g. (vii) [BOD-08]	12-24
Magnesium stearate	0.15% to 0.25% by weight
Lactose (anhydrous)	q.s. to 5000

[000205] These inhalable powder compositions are formulated and administered as described in EXAMPLE 74.

EXAMPLE 76**[000206]** Part (a) Composition

Ingredients	µg per capsule
Ester compound of formula (1), e.g. Compound 5, 8, 27, 31, or 35	100
Magnesium stearate	0.15% to 0.25% by weight
Loteprednol etabonate	200
Lactose (anhydrous)	q.s. to 5000

[000207] Part (b) Composition

Ingredients	µg per capsule
Zwitterion, e.g. (vii) [BOD-08]	20-40
Magnesium stearate	0.15% to 0.25% by weight
Lactose (anhydrous)	q.s. to 5000

[000208] These inhalable powder compositions are formulated and administered as described in EXAMPLE 74.

EXAMPLE 77**[000209]** Part (a) Composition

Ingredients	µg per capsule
Ester compound of formula (1), e.g. Compound 5, 8, 27, 31, or 35	100
Magnesium stearate	0.15% to 0.25% by weight
Etiprednol dichloracetate	200
Lactose (anhydrous)	q.s. to 5000

[000210] Part (b) Composition

Ingredients	µg per capsule
Zwitterion, e.g. (vii) [BOD-08]	20-40
Magnesium stearate	0.15% to 0.25% by weight
Lactose (anhydrous)	q.s. to 5000

[000211] These inhalable powder compositions are formulated and administered as described in EXAMPLE 74.

EXAMPLE 78**[000212]** Part (a) Composition

Ingredients	µg per capsule
Ester compound of formula (1), e.g. Compound 5, 8, 27, 31, or 35	100
Magnesium stearate	0.15% to 0.25% by weight
Loteprednol etabonate	125
Lactose (anhydrous)	q.s. to 5000

[000213] Part (b) Composition

Ingredients	µg per capsule
Zwitterion, e.g. (vii) [BOD-08]	20-40
Magnesium stearate	0.15% to 0.25% by weight

Lactose (anhydrous)	q.s. to 5000
---------------------	--------------

[000214] These inhalable powder compositions are formulated and administered as described in EXAMPLE 74.

EXAMPLE 79

[000215] Part (a) Composition

Ingredients	µg per capsule
Ester compound of formula (1), e.g. Compound 5, 8, 27, 31, or 35	50
Magnesium stearate	0.15% to 0.25% by weight
Etiprednol dichloracetate	125
Lactose (anhydrous)	q.s. to 5000

[000216] Part (b) Composition

Ingredients	µg per capsule
Zwitterion, e.g. (vii) [BOD-08]	10-20
Magnesium stearate	0.15% to 0.25% by weight
Lactose (anhydrous)	q.s. to 5000

[000217] These inhalable powder compositions are formulated and administered as described in EXAMPLE 74.

EXAMPLE 80

[000218] Part (a) Composition

Ingredients	µg per capsule
Ester compound of formula (1), e.g. Compound 5, 8, 27, 31, or 35	100
Magnesium stearate	0.15% to 0.25% by weight
Loteprednol etabonate	200
Δ ¹ - Cortienic acid or Δ ¹ - Cortienic acid methyl ester	200

Lactose (anhydrous)	q.s. to 5000
---------------------	--------------

[000219] Part (b) Composition

Ingredients	µg per capsule
Zwitterion, e.g. (vii) [BOD-08]	20-40
Magnesium stearate	0.15% to 0.25% by weight
Lactose (anhydrous)	q.s. to 5000

[000220] These inhalable powder compositions are formulated and administered as described in EXAMPLE 74.

EXAMPLE 81**[000221] Part (a) Composition**

Ingredients	µg per capsule
Ester compound of formula (1), e.g. Compound 5, 8, 27, 31, or 35	60
Magnesium stearate	0.15% to 0.25% by weight
Loteprednol etabonate	125
Δ^1 - Cortienic acid or Δ^1 - Cortienic acid methyl ester	125
Lactose (anhydrous)	q.s. to 5000

[000222] Part (b) Composition

Ingredients	µg per capsule
Zwitterion, e.g. (vii) [BOD-08]	12-24
Magnesium stearate	0.15% to 0.25% by weight
Lactose (anhydrous)	q.s. to 5000

[000223] These inhalable powder compositions are formulated and administered as described in EXAMPLE 74.

EXAMPLE 82

[000224] Part (a) Composition

Ingredients	µg per capsule
Ester compound of formula (1), e.g. Compound 5, 8, 27, 31, or 35	50
Magnesium stearate	0.15% to 0.25% by weight
Loteprednol etabonate	125
Δ^1 - Cortienic acid or Δ^1 - Cortienic acid methyl ester	125
Lactose (anhydrous)	q.s. to 5000

[000225] Part (b) Composition

Ingredients	µg per capsule
Zwitterion, e.g. (vii) [BOD-08]	10-20
Magnesium stearate	0.15% to 0.25% by weight
Lactose (anhydrous)	q.s. to 5000

[000226] These inhalable powder compositions are formulated and administered as described in EXAMPLE 38.

[000227] Yet other compositions can be conveniently formulated using known techniques.

Investigation of the anticholinergic action of ester compound and zwitterion combinations in acetylcholine induce bronchoconstruction in anesthetized guinea pigs

Experimental Procedure

[000228] Male Hartley guinea pigs (320±120 g) (Charles River) are housed under standard conditions. Guinea pigs are anesthetized with urethane (2 g/kg, intraperitoneally), the trachea are cannulated and the animal is respired using a small animal respiratory pump (Harvard Apparatus LTD, Kent UK). Respiratory back pressure is measured and recorded using a rodent lung function recording system (MUMED, London UK). For drug administration the right jugular vein is cannulated.

Following the surgical procedure, guinea pigs are allowed to stabilize for 20 minutes. Ten minutes before acetylcholine administration, the animals are disconnected from the ventilator and either the vehicle (10 mg lactose) or different amounts of the ester and zwitterion or their combination products (suspended in the same amount of vehicle) are administered intratracheally. The trachea is reconnected to the ventilator and changes in pulmonary mechanics are followed. Acetylcholine (10 µg/kg) is administered intravenously in every 10 minutes six times.

Results

[000229] Compounds of formula (1) and (2) with zwitterions, their combination products and glycopyrrolate will exhibit a protective effect on the acetylcholine-induced bronchoconstriction provoked in this test.

[000230] This is a model for asthma, chronic obstructive pulmonary disorder and other obstructive respiratory tract disorders in which the effectiveness of the compounds of formulas (1) and (2) with zwitterions (i)-(x) and their combination products can be evaluated.

Test for Bronchodilatory Effect of Inhaled Test Compounds in Balb/c Mice

[000231] Female BALB/c mice, weight range 19-22 g, are obtained, for example from Charles River Laboratories (Kingston, NC). They receive food and water ad libitum. [0176] Compounds for aerosol administration are prepared in sterile Dulbecco's Phosphate Buffered Saline. Mice are placed on a carousel-style, nose only, exposure chamber and allowed to inhale aerosols for five minutes, using an ICN SPAG-2 nebulizer. This nebulizer generates a mean aerosol particle size of 1.3 microns at a rate of approximately 0.25 ml/minute.

[000232] Ten minutes and 36 hours later, the mice are moved to whole body plethysmograph chambers. Bronchoconstriction is induced in the mice by administration of an 80 mg/ml methacholine (MC) aerosol in the plethysmograph chambers for 5 minutes. The mice are allowed to inhale an aerosol containing 80 mg/ml methacholine following inhalation treatment with DPBS vehicle (Dulbecco's Phosphate Buffered Saline), or 80 mg/ml methacholine following inhalation treatment with test ester compound plus zwitterion or combination product. The average

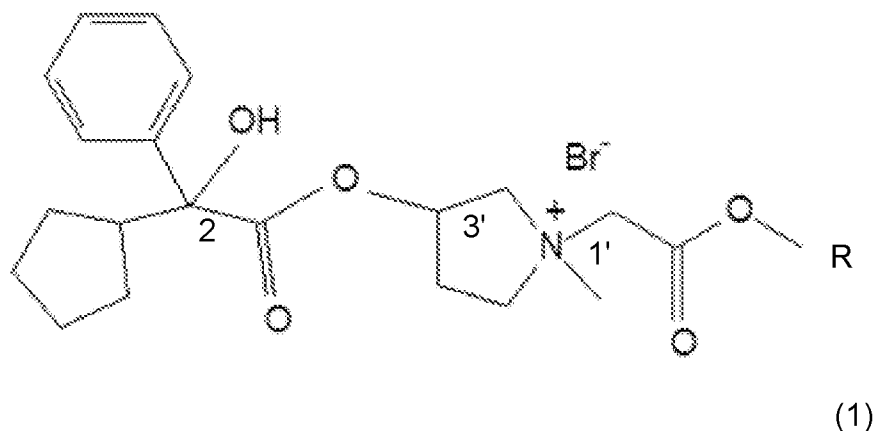
enhanced pause (Penh, lung resistance), corresponding to airflow resistance, is determined and statistically analyzed using Kruskal-Wallis one way ANOVA. In order to determine the baseline, saline aerosol (without methacholine) is also separately administered to the mice.

[000233] This procedure is a model for inhalation treatment of asthma, chronic obstructive pulmonary disorder and other obstructive respiratory tract disorders in which the effectiveness of the compounds of formulas (1) or (2) together with zwitterions (i)-(x) or their combination products can be tested.

[000234] While this description has been couched in terms of various preferred or exemplary embodiments, the skilled artisan will appreciate that various modifications, substitutions, omissions and changes can be made without departing from the spirit thereof. Accordingly, it is intended that the scope of the foregoing be limited only by the broadest statements herein and by the scope of the following claims, including equivalents thereof.

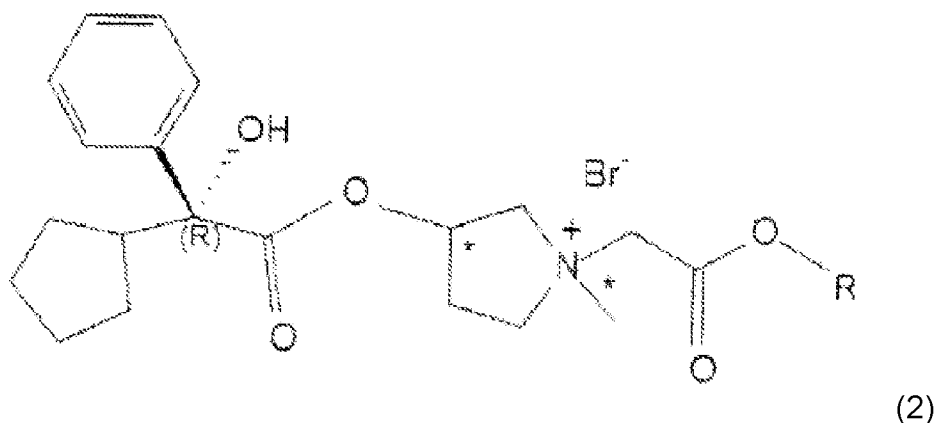
WHAT IS CLAIMED IS:

1. Use of a compound of formula (1) for treating an obstructive disease of the respiratory tract in a subject suffering from same, said use comprising administering by oral inhalation or nasally, once or twice daily, at least one compound having the formula:



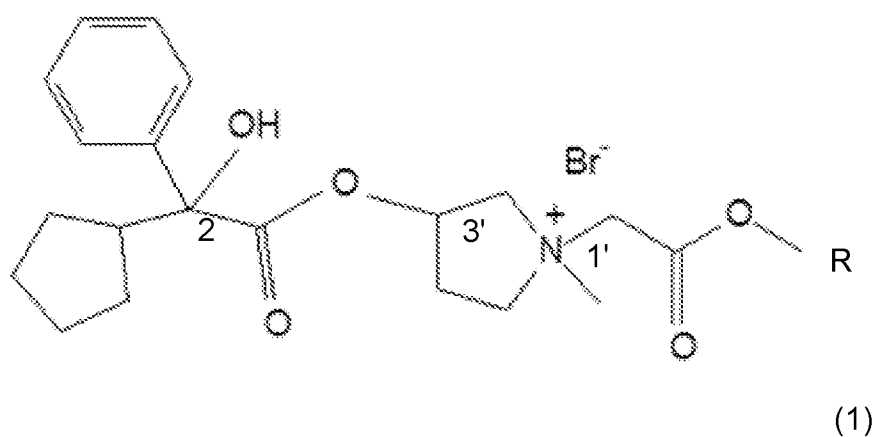
wherein R is C₁-C₈ straight or branched chain alkyl, said compound having the R, S or RS stereoisomeric configuration at the 2 position and the 1' and 3' positions, or a stereoisomeric mixture thereof, to a subject suffering from said obstructive disease, in an amount of compound of formula (1) sufficient to reduce or inhibit at least one symptom of said obstructive disease with fewer systemic side-effects than glycopyrrolate.

2. Use of a compound of formula (2) for treating an obstructive disease of the respiratory tract in a subject suffering from same, said use comprising administering by oral inhalation or nasally, once or twice daily, at least one compound having the formula:



wherein R is C₁-C₈ straight or branched chain alkyl, said compound having the R stereoisomeric configuration at the 2 position and the R, S or RS stereoisomeric configuration at the 1' and 3' positions (designated by asterisks) or a stereoisomeric mixture thereof, to a subject suffering from said obstructive disease, in an amount of compound of formula (2) sufficient to reduce or inhibit at least one symptom of said obstructive disease with fewer systemic side-effects than glycopyrrolate.

3. Use of a compound of formula (1) for treating an obstructive disease of the respiratory tract in a subject suffering from same, said method comprising administering by oral inhalation or nasally, once or twice daily, (a) at least one ester compound having the formula:



wherein R is C₁-C₈ straight or branched chain alkyl, said compound having the R, S or RS stereoisomeric configuration at the 2 position and the 1' and 3' positions, or a

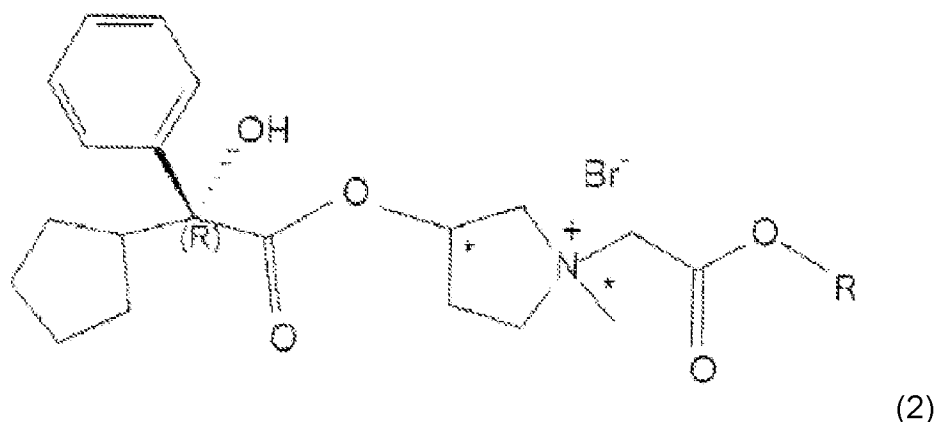
stereoisomeric mixture thereof, in an amount effective to reduce or inhibit at least one symptom of said obstructive disease with fewer systemic side-effects than glycopyrrolate; and (b) at least one zwitterion selected from the group consisting of:

- (i) (\pm) 3-(2-cyclopentyl-2-phenyl-2-hydroxyacetoxy)-1-(carboxymethyl)-1-methylpyrrolidinium inner salt;
- (ii) (2R) 3-(2-cyclopentyl-2-phenyl-2-hydroxyacetoxy)-1-(carboxymethyl)-1-methylpyrrolidinium inner salt;
- (iii) (2R, 1'R, 3'R) 3-(2-cyclopentyl-2-phenyl-2-hydroxyacetoxy)-1-(carboxymethyl)-1-methylpyrrolidinium inner salt;
- (iv) (2R, 1'S, 3'R) 3-(2-cyclopentyl-2-phenyl-2-hydroxyacetoxy)-1-(carboxymethyl)-1-methylpyrrolidinium inner salt;
- (v) (2R, 1'R, 3'S) 3-(2-cyclopentyl-2-phenyl-2-hydroxyacetoxy)-1-(carboxymethyl)-1-methylpyrrolidinium inner salt;
- (vi) (2R, 1'S, 3'S) 3-(2-cyclopentyl-2-phenyl-2-hydroxyacetoxy)-1-(carboxymethyl)-1-methylpyrrolidinium inner salt;
- (vii) (2R, 3'R) 3-(2-cyclopentyl-2-phenyl-2-hydroxyacetoxy)-1-(carboxymethyl)-1-methylpyrrolidinium inner salt;
- (viii) (2R, 3'S) 3-(2-cyclopentyl-2-phenyl-2-hydroxyacetoxy)-1-(carboxymethyl)-1-methylpyrrolidinium inner salt;
- (ix) (2R, 1'R) 3-(2-cyclopentyl-2-phenyl-2-hydroxyacetoxy)-1-(carboxymethyl)-1-methylpyrrolidinium inner salt;
- (x) (2R, 1'S) 3-(2-cyclopentyl-2-phenyl-2-hydroxyacetoxy)-1-(carboxymethyl)-1-methylpyrrolidinium inner salt; and

a mixture of said at least one zwitterion with at least one stereoisomer thereof; in an amount or concentration sufficient to prolong the activity of the ester compound of

formula (1) in reducing or inhibiting said at least one symptom;
to a subject suffering from said obstructive disease.

4. Use of a compound of formula (2) for treating an obstructive disease of the respiratory tract in a subject suffering from same, said method comprising administering by oral inhalation or nasally, once or twice daily, (a) at least one ester compound having the formula:



wherein R is C₁-C₈ straight or branched chain alkyl, said compound having the R stereoisomeric configuration at the 2 position and the R, S or RS stereoisomeric configuration at the 1' and 3' positions (designated by asterisks) or a stereoisomeric mixture thereof, in an amount effective to reduce or inhibit at least one symptom of said obstructive disease with fewer systemic side-effects than glycopyrrolate; and (b) at least one zwitterion selected from the group consisting of:

- (i) (±) 3-(2-cyclopentyl-2-phenyl-2-hydroxyacetoxy)-1-(carboxymethyl)-1-methylpyrrolidinium inner salt;
- (ii) (2R) 3-(2-cyclopentyl-2-phenyl-2-hydroxyacetoxy)-1-(carboxymethyl)-1-methylpyrrolidinium inner salt;
- (iii) (2R, 1'R, 3'R) 3-(2-cyclopentyl-2-phenyl-2-hydroxyacetoxy)-1-(carboxymethyl)-1-methylpyrrolidinium inner salt;

- (iv) (2R, 1'S, 3'R) 3-(2-cyclopentyl-2-phenyl-2-hydroxyacetoxy)-1-(carboxymethyl)-1-methylpyrrolidinium inner salt;
- (v) (2R, 1'R, 3'S) 3-(2-cyclopentyl-2-phenyl-2-hydroxyacetoxy)-1-(carboxymethyl)-1-methylpyrrolidinium inner salt;
- (vi) (2R, 1'S, 3'S) 3-(2-cyclopentyl-2-phenyl-2-hydroxyacetoxy)-1-(carboxymethyl)-1-methylpyrrolidinium inner salt;
- (vii) (2R, 3'R) 3-(2-cyclopentyl-2-phenyl-2-hydroxyacetoxy)-1-(carboxymethyl)-1-methylpyrrolidinium inner salt;
- (viii) (2R, 3'S) 3-(2-cyclopentyl-2-phenyl-2-hydroxyacetoxy)-1-(carboxymethyl)-1-methylpyrrolidinium inner salt;
- (ix) (2R, 1'R) 3-(2-cyclopentyl-2-phenyl-2-hydroxyacetoxy)-1-(carboxymethyl)-1-methylpyrrolidinium inner salt;
- (x) (2R, 1'S) 3-(2-cyclopentyl-2-phenyl-2-hydroxyacetoxy)-1-(carboxymethyl)-1-methylpyrrolidinium inner salt; and

a mixture of said at least one zwitterion with at least one stereoisomer thereof, in an amount or concentration sufficient to prolong the activity of the ester compound of formula (2) in reducing or inhibiting said at least one symptom; to a subject suffering from said obstructive disease.

5. The use of any preceding claim, wherein R is C₁-C₈ straight chain alkyl.
6. The use of any preceding claim, wherein R is methyl, ethyl, n-butyl, n-hexyl or n-octyl.
7. The use of any preceding claim, wherein the compound of formula (1) is a compound of formula (2) and has the R or RS configuration at the 3' position.
8. The use of any preceding claim, wherein the ester compound of formula (1) is selected from the group consisting of:

- (1) 3-(2-cyclopentyl-2-phenyl-2-hydroxyacetoxy)-1-(methoxycarbonylmethyl)-1-methylpyrrolidinium bromide;
- (2) 3-(2-cyclopentyl-2-phenyl-2-hydroxyacetoxy)-1-(ethoxycarbonylmethyl)-1-methylpyrrolidinium bromide;
- (3) (2R) 3-(2-cyclopentyl-2-phenyl-2-hydroxyacetoxy)-1-(methoxycarbonylmethyl)-1-methylpyrrolidinium bromide;
- (4) (2R) 3-(2-cyclopentyl-2-phenyl-2-hydroxyacetoxy)-1-(ethoxycarbonylmethyl)-1-methylpyrrolidinium bromide;
- (5) (2R, 3'R) 3-(2-cyclopentyl-2-phenyl-2-hydroxyacetoxy)-1-(methoxycarbonylmethyl)-1-methylpyrrolidinium bromide;
- (6) (2R, 3'S) 3-(2-cyclopentyl-2-phenyl-2-hydroxyacetoxy)-1-(methoxycarbonylmethyl)-1-methylpyrrolidinium bromide;
- (7) (2R, 3'S) 3-(2-cyclopentyl-2-phenyl-2-hydroxyacetoxy)-1-(ethoxycarbonylmethyl)-1-methylpyrrolidinium bromide;
- (8) (2R, 3'R) 3-(2-cyclopentyl-2-phenyl-2-hydroxyacetoxy)-1-(ethoxycarbonylmethyl)-1-methylpyrrolidinium bromide;
- (9) (2R, 1'R, 3'S) 3-(2-cyclopentyl-2-phenyl-2-hydroxyacetoxy)-1-(ethoxycarbonylmethyl)-1-methylpyrrolidinium bromide;
- (10) (2R, 1'S, 3'S) 3-(2-cyclopentyl-2-phenyl-2-hydroxyacetoxy)-1-(ethoxycarbonylmethyl)-1-methylpyrrolidinium bromide;
- (11) (2R, 1'R, 3'R) 3-(2-cyclopentyl-2-phenyl-2-hydroxyacetoxy)-1-(ethoxycarbonylmethyl)-1-methylpyrrolidinium bromide;
- (12) (2R, 1'S, 3'R) 3-(2-cyclopentyl-2-phenyl-2-hydroxyacetoxy)-1-(ethoxycarbonylmethyl)-1-methylpyrrolidinium bromide;

- (13) (2R, 1'R, 3'S) 3-(2-cyclopentyl-2-phenyl-2-hydroxyacetoxymethyl)-1-methylpyrrolidinium bromide;
- (14) (2R, 1'S, 3'S) 3-(2-cyclopentyl-2-phenyl-2-hydroxyacetoxymethyl)-1-methylpyrrolidinium bromide;
- (15) (2R, 1'R, 3'R) 3-(2-cyclopentyl-2-phenyl-2-hydroxyacetoxymethyl)-1-methylpyrrolidinium bromide;
- (16) (2R, 1'S, 3'S) 3-(2-cyclopentyl-2-phenyl-2-hydroxyacetoxymethyl)-1-methylpyrrolidinium bromide;
- (17) (2R, 1'R, 3'S) 3-(2-cyclopentyl-2-phenyl-2-hydroxyacetoxymethyl)-1-(n-hexyloxycarbonylmethyl)-1-methylpyrrolidinium bromide;
- (18) (2R, 1'S, 3'S) 3-(2-cyclopentyl-2-phenyl-2-hydroxyacetoxymethyl)-1-(n-hexyloxycarbonylmethyl)-1-methylpyrrolidinium bromide;
- (19) (2R, 1'R, 3'R) 3-(2-cyclopentyl-2-phenyl-2-hydroxyacetoxymethyl)-1-(n-hexyloxycarbonylmethyl)-1-methylpyrrolidinium bromide;
- (20) (2R, 1'S, 3'R) 3-(2-cyclopentyl-2-phenyl-2-hydroxyacetoxymethyl)-1-(n-hexyloxycarbonylmethyl)-1-methylpyrrolidinium bromide.
- (21) (2R, 1'R, 3'S) 3-(2-cyclopentyl-2-phenyl-2-hydroxyacetoxymethyl)-1-methyl-1-(n-octyloxycarbonylmethyl)pyrrolidinium bromide;
- (22) (2R, 1'S, 3'S) 3-(2-cyclopentyl-2-phenyl-2-hydroxyacetoxymethyl)-1-methyl-1-(n-octyloxycarbonylmethyl)pyrrolidinium bromide;
- (23) (2R, 1'R, 3'R) 3-(2-cyclopentyl-2-phenyl-2-hydroxyacetoxymethyl)-1-methyl-1-(n-octyloxycarbonylmethyl)pyrrolidinium bromide;
- (24) (2R, 1'S, 3'R) 3-(2-cyclopentyl-2-phenyl-2-hydroxyacetoxymethyl)-1-methyl-1-(n-octyloxycarbonylmethyl)pyrrolidinium bromide;

- (25) 3-(2-cyclopentyl-2-phenyl-2-hydroxyacetoxy)-1-(n-hexyloxycarbonylmethyl)-1-methylpyrrolidinium bromide;
- (26) (2R) 3-(2-cyclopentyl-2-phenyl-2-hydroxyacetoxy)-1-(n-hexyloxycarbonylmethyl)-1-methylpyrrolidinium bromide;
- (27) (2R, 3'R) 3-(2-cyclopentyl-2-phenyl-2-hydroxyacetoxy)-1-(n-hexyloxycarbonylmethyl)-1-methylpyrrolidinium bromide;
- (28) (2R, 3'S) 3-(2-cyclopentyl-2-phenyl-2-hydroxyacetoxy)-1-(n-hexyloxycarbonylmethyl)-1-methylpyrrolidinium bromide;
- (29) 3-(2-cyclopentyl-2-phenyl-2-hydroxyacetoxy)-1-(n-octyloxycarbonylmethyl)-1-methylpyrrolidinium bromide;
- (30) (2R) 3-(2-cyclopentyl-2-phenyl-2-hydroxyacetoxy)-1-(n-octyloxycarbonylmethyl)-1-methylpyrrolidinium bromide;
- (31) (2R, 3'R) 3-(2-cyclopentyl-2-phenyl-2-hydroxyacetoxy)-1-(n-octyloxycarbonylmethyl)-1-methylpyrrolidinium bromide;
- (32) (2R, 3'S) 3-(2-cyclopentyl-2-phenyl-2-hydroxyacetoxy)-1-(n-octyloxycarbonylmethyl)-1-methylpyrrolidinium bromide;
- (33) 3-(2-cyclopentyl-2-phenyl-2-hydroxyacetoxy)-1-(n-butoxycarbonylmethyl)-1-methylpyrrolidinium bromide;
- (34) (2R) 3-(2-cyclopentyl-2-phenyl-2-hydroxyacetoxy)-1-(n-butoxycarbonylmethyl)-1-methylpyrrolidinium bromide;
- (35) (2R, 3'R) 3-(2-cyclopentyl-2-phenyl-2-hydroxyacetoxy)-1-(n-butoxycarbonylmethyl)-1-methylpyrrolidinium bromide;
- (36) (2R, 3'S) 3-(2-cyclopentyl-2-phenyl-2-hydroxyacetoxy)-1-(n-butoxycarbonylmethyl)-1-methylpyrrolidinium bromide.

- (37) (2R, 1'R, 3'S) 3-(2-cyclopentyl-2-phenyl-2-hydroxyacetoxymethyl)-1-(n-butoxycarbonylmethyl)-1-methylpyrrolidinium bromide;
- (38) (2R, 1'S, 3'S) 3-(2-cyclopentyl-2-phenyl-2-hydroxyacetoxymethyl)-1-(n-butoxycarbonylmethyl)-1-methylpyrrolidinium bromide;
- (39) (2R, 1'R, 3'R) 3-(2-cyclopentyl-2-phenyl-2-hydroxyacetoxymethyl)-1-(n-butoxycarbonylmethyl)-1-methylpyrrolidinium bromide; and
- (40) (2R, 1'S, 3'R) 3-(2-cyclopentyl-2-phenyl-2-hydroxyacetoxymethyl)-1-(n-butoxycarbonylmethyl)-1-methylpyrrolidinium bromide.

9. The use of any preceding claim, wherein the compound of formula(1) is a compound of formula (2) and is selected from the group consisting of:

- (a) (2R) 3-(2-cyclopentyl-2-phenyl-2-hydroxyacetoxymethyl)-1-(methoxycarbonylmethyl)-1-methylpyrrolidinium bromide;
- (b) (2R) 3-(2-cyclopentyl-2-phenyl-2-hydroxyacetoxymethyl)-1-(ethoxycarbonylmethyl)-1-methylpyrrolidinium bromide;
- (c) (2R) 3-(2-cyclopentyl-2-phenyl-2-hydroxyacetoxymethyl)-1-(n-hexyloxycarbonylmethyl)-1-methylpyrrolidinium bromide;
- (d) (2R) 3-(2-cyclopentyl-2-phenyl-2-hydroxyacetoxymethyl)-1-(n-octyloxycarbonylmethyl)-1-methylpyrrolidinium bromide;
- (e) (2R) 3-(2-cyclopentyl-2-phenyl-2-hydroxyacetoxymethyl)-1-(n-butoxycarbonylmethyl)-1-methylpyrrolidinium bromide;
- (f) (2R, 3'R) 3-(2-cyclopentyl-2-phenyl-2-hydroxyacetoxymethyl)-1-(methoxycarbonylmethyl)-1-methylpyrrolidinium bromide;
- (g) (2R, 3'R) 3-(2-cyclopentyl-2-phenyl-2-hydroxyacetoxymethyl)-1-(ethoxycarbonylmethyl)-1-methylpyrrolidinium bromide;

- (h) (2R, 3'R) 3-(2-cyclopentyl-2-phenyl-2-hydroxyacetoxy)-1-(n-hexyloxycarbonylmethyl)-1-methylpyrrolidinium bromide;
- (i) (2R, 3'R) 3-(2-cyclopentyl-2-phenyl-2-hydroxyacetoxy)-1-(n-octyloxycarbonylmethyl)-1-methylpyrrolidinium bromide; and
- (j) (2R, 3'R) 3-(2-cyclopentyl-2-phenyl-2-hydroxyacetoxy)-1-(n-butoxycarbonylmethyl)-1-methylpyrrolidinium bromide.

10. The use of any preceding claim, wherein the compound of formula (1) is a compound of formula (2) and is selected from the group consisting of:

- (a) (2R) 3-(2-cyclopentyl-2-phenyl-2-hydroxyacetoxy)-1-(methoxycarbonylmethyl)-1-methylpyrrolidinium bromide;
- (b) (2R) 3-(2-cyclopentyl-2-phenyl-2-hydroxyacetoxy)-1-(ethoxycarbonylmethyl)-1-methylpyrrolidinium bromide;
- (f) (2R, 3'R) 3-(2-cyclopentyl-2-phenyl-2-hydroxyacetoxy)-1-(methoxycarbonylmethyl)-1-methylpyrrolidinium bromide; and
- (g) (2R, 3'R) 3-(2-cyclopentyl-2-phenyl-2-hydroxyacetoxy)-1-(ethoxycarbonylmethyl)-1-methylpyrrolidinium bromide.

11. The use of any preceding claim, wherein the compound of formula (1) is a compound of formula (2) and is (2R,3'R) 3-(2-cyclopentyl-2-phenyl-2-hydroxyacetoxy)-1-(ethoxycarbonylmethyl)-1-methylpyrrolidinium bromide or (2R,3'R) 3-(2-cyclopentyl-2-phenyl-2-hydroxyacetoxy)-1-(methoxycarbonylmethyl)-1-methylpyrrolidinium bromide.

12. The use of any one of claims 3-11, wherein the zwitterion is selected from the group consisting of:

- (i) (\pm) 3-(2-cyclopentyl-2-phenyl-2-hydroxyacetoxy)-1-(carboxymethyl)-1-methylpyrrolidinium inner salt;

- (ii) (2R) 3-(2-cyclopentyl-2-phenyl-2-hydroxyacetoxy)-1-(carboxymethyl)-1-methylpyrrolidinium inner salt;
 - (iii) (2R, 1'R, 3'R) 3-(2-cyclopentyl-2-phenyl-2-hydroxyacetoxy)-1-(carboxymethyl)-1-methylpyrrolidinium inner salt;
 - (iv) (2R, 1'S, 3'R) 3-(2-cyclopentyl-2-phenyl-2-hydroxyacetoxy)-1-(carboxymethyl)-1-methylpyrrolidinium inner salt;
 - (vii) (2R, 3'R) 3-(2-cyclopentyl-2-phenyl-2-hydroxyacetoxy)-1-(carboxymethyl)-1-methylpyrrolidinium inner salt;
 - (ix) (2R, 1'R) 3-(2-cyclopentyl-2-phenyl-2-hydroxyacetoxy)-1-(carboxymethyl)-1-methylpyrrolidinium inner salt; and
 - (x) (2R, 1'S) 3-(2-cyclopentyl-2-phenyl-2-hydroxyacetoxy)-1-(carboxymethyl)-1-methylpyrrolidinium inner salt.
13. The use of any one of claims 3-12, wherein the zwitterion is selected from the group consisting of:
- (ii) (2R) 3-(2-cyclopentyl-2-phenyl-2-hydroxyacetoxy)-1-(carboxymethyl)-1-methylpyrrolidinium inner salt; and
 - (vii) (2R, 3'R) 3-(2-cyclopentyl-2-phenyl-2-hydroxyacetoxy)-1-(carboxymethyl)-1-methylpyrrolidinium inner salt.
14. The use of any one of claims 3-13, wherein the zwitterion is (2R, 3'R) 3-(2-cyclopentyl-2-phenyl-2-hydroxyacetoxy)-1-(carboxymethyl)-1-methylpyrrolidinium inner salt.
15. The use of any preceding claim, wherein the compound of formula (1) is administered in an amount of from about 20 µg to about 150 µg per dose and is administered, by oral inhalation.

16. The use of any preceding claim, wherein the compound of formula (1) is administered in an amount of from about 50 μg to about 100 μg per dose and is administered, by oral inhalation.
17. The use of any one of claims 3 -16, wherein the compound of formula (2) is administered in an amount of from about 20 μg to about 150 μg per dose and is administered, by oral inhalation.
18. The use of any one of claims 3 - 17, wherein the compound of formula (2) is administered in an amount of from about 50 μg to about 100 μg per dose and is administered, by oral inhalation.
19. The use of any one of claims 3 - 18, wherein the compound of formula (1) is administered in an amount of from about 20 μg to about 150 μg per dose and wherein the ester compound and the zwitterion are administered, by oral inhalation.
20. The use of any one of claims 3 - 19, wherein the ester compound of formula (1) is administered in an amount of from about 50 μg to about 100 μg per dose, and wherein the ester compound and the zwitterion are administered by oral inhalation.
21. The use of any one of claims 3-20, wherein the ester compound of formula (2) is administered in an amount of from about 20 μg to about 150 μg per dose and wherein the ester compound and the zwitterion are administered, by oral inhalation.
22. The use of any one of claims 3-21, wherein the ester compound of formula (2) is administered in an amount of from about 20 μg to about 150 μg per dose and wherein the ester compound and the zwitterion are administered, by oral inhalation.
23. The use of any preceding claim, wherein the obstructive disease of the respiratory tract is selected from the group consisting of asthma, bronchitis, chronic obstructive pulmonary disease (COPD), allergic rhinitis, infectious rhinitis, bronchiectasis, acute lung injury (ALI), acute respiratory distress syndrome (ARDS) and cystic fibrosis.

24. The use of any one of claims 3-23, wherein the obstructive disease of the respiratory tract is asthma, bronchitis, COPD, bronchiectasis, ALI, ARDS or cystic fibrosis, and wherein the ester compound of formula (1) and the zwitterion are administered by oral inhalation.
25. The use of any one of claims 3 - 24, wherein the obstructive disease of the respiratory tract is allergic rhinitis or infectious rhinitis, and wherein the ester compound of formula (1) and a zwitterion are administered nasally.
26. The use of claim 24, wherein the obstructive disease of the respiratory tract is COPD.
27. The use of claim 3 or 4, wherein the obstructive disease of the respiratory tract is selected from the group consisting of asthma, bronchitis, chronic obstructive pulmonary disease (COPD), allergic rhinitis, infectious rhinitis, bronchiectasis, acute lung injury (ALI), acute respiratory distress syndrome (ARDS) and cystic fibrosis.
28. The use of claim 27, wherein the obstructive disease of the respiratory tract is asthma, bronchitis, COPD, bronchiectasis, ALI, ARDS or cystic fibrosis, and wherein the ester compound of formula (2) and the zwitterion are administered by oral inhalation.
29. The use of claim 3 or 4, wherein the obstructive disease of the respiratory tract is allergic rhinitis or infectious rhinitis, and wherein the ester compound of formula (2) and the zwitterion are administered nasally.
30. The use of claim 28, wherein the obstructive disease of the respiratory tract is COPD.
31. The use of claim 3 or 4, wherein the obstructive disease of the respiratory tract is selected from the group consisting of asthma, bronchitis, chronic obstructive pulmonary disease (COPD), allergic rhinitis, infectious rhinitis, bronchiectasis, acute lung injury (ALI), acute respiratory distress syndrome (ARDS) and cystic fibrosis.

32. The use of claim 31, wherein the obstructive disease of the respiratory tract is asthma, bronchitis, COPD, bronchiectasis, ALI, ARDS or cystic fibrosis, and wherein the ester compound of formula (2) and the zwitterion are administered by oral inhalation,

33. The use of claim 31, wherein the obstructive disease of the respiratory tract is allergic rhinitis or infectious rhinitis, and wherein the ester compound of formula (2) and the zwitterion are administered nasally.

34. The use of claim 32, wherein the obstructive disease of the respiratory tract is COPD.

35. The use of claim 7, wherein the obstructive disease of the respiratory tract is selected from the group consisting of asthma, bronchitis, chronic obstructive pulmonary disease (COPD), allergic rhinitis, infectious rhinitis, bronchiectasis, acute lung injury (ALI), acute respiratory distress syndrome (ARDS) and cystic fibrosis.

36. The use of claim 3 or 4, wherein the obstructive disease of the respiratory tract is asthma, bronchitis, COPD, bronchiectasis, ALI, ARDS or cystic fibrosis, and wherein the ester compound of formula (2) and the zwitterion are administered by oral inhalation.

37. The use of claim 3 or 4, wherein the obstructive disease of the respiratory tract is allergic rhinitis or infectious rhinitis, and wherein the ester compound of formula (2) and the zwitterion are administered nasally.

38. The use of claim 36, wherein the obstructive disease of the respiratory tract is COPD.

39. The use of claim 8, wherein the obstructive disease of the respiratory tract is selected from the group consisting of asthma, bronchitis, chronic obstructive pulmonary disease (COPD), allergic rhinitis, infectious rhinitis, bronchiectasis, acute lung injury (ALI), acute respiratory distress syndrome (ARDS) and cystic fibrosis.

40. The use of claim 37, wherein the obstructive disease of the respiratory tract is asthma, bronchitis, COPD, bronchiectasis, ALI, ARDS or cystic fibrosis, and wherein the ester compound of formula (1) and the zwitterion are administered by oral inhalation.

41. The use of claim 37, wherein the obstructive disease of the respiratory tract is allergic rhinitis or infectious rhinitis and wherein the ester compound of formula (1) and the zwitterion are administered nasally.

42. The use of claim 38, wherein the obstructive disease of the respiratory tract is COPD.

43. The use of claim 9, wherein the obstructive disease of the respiratory tract is selected from the group consisting of asthma, bronchitis, chronic obstructive pulmonary disease (COPD), allergic rhinitis, infectious rhinitis, bronchiectasis, acute lung injury (ALI), acute respiratory distress syndrome (ARDS) and cystic fibrosis.

44. The use of claim 43, wherein the obstructive disease of the respiratory tract is asthma, bronchitis, COPD, bronchiectasis, ALI, ARDS or cystic fibrosis, and wherein the ester compound of formula (2) and the zwitterion are administered by oral inhalation.

45. The use of claim 43, wherein the obstructive disease of the respiratory tract is allergic rhinitis or infectious rhinitis, and wherein the ester compound of formula (2) and the zwitterion are administered nasally.

46. The use of claim 44, wherein the obstructive disease of the respiratory tract is COPD.

47. The use of claim 10, wherein the obstructive disease of the respiratory tract is selected from the group consisting of asthma, bronchitis, chronic obstructive pulmonary disease (COPD), allergic rhinitis, infectious rhinitis, bronchiectasis, acute lung injury (ALI), acute respiratory distress syndrome (ARDS) and cystic fibrosis.

48. The use of claim 47, wherein the obstructive disease of the respiratory tract is asthma, bronchitis, COPD, bronchiectasis, ALI, ARDS or cystic fibrosis, and wherein the ester compound of formula (2) and the zwitterion are administered by oral inhalation.

49. The use of claim 47, wherein the obstructive disease of the respiratory tract is allergic rhinitis or infectious rhinitis, and wherein the ester compound of formula (2) and the zwitterion are administered nasally.

50. The use of claim 48, wherein the obstructive disease of the respiratory tract is COPD.

51. The use of claim 11, wherein the obstructive disease of the respiratory tract is selected from the group consisting of asthma, bronchitis, chronic obstructive pulmonary disease (COPD), allergic rhinitis, infectious rhinitis, bronchiectasis, acute lung injury (ALI), acute respiratory distress syndrome (ARDS) and cystic fibrosis.

52. The use of claim 51, wherein the obstructive disease of the respiratory tract is asthma, bronchitis, COPD, bronchiectasis, ALI, ARDS or cystic fibrosis, and wherein the ester compound of formula (2) and the zwitterion are administered by oral inhalation.

53. The use of claim 51, wherein the obstructive disease of the respiratory tract is allergic rhinitis or infectious rhinitis, and wherein the ester compound of formula (2) and the zwitterion are administered nasally.

54. The use of claim 52, wherein the obstructive disease of the respiratory tract is COPD.

55. The use of claim 12, wherein the obstructive disease of the respiratory tract is selected from the group consisting of asthma, bronchitis, chronic obstructive pulmonary disease (COPD), allergic rhinitis, infectious rhinitis, bronchiectasis, acute lung injury (ALI), acute respiratory distress syndrome (ARDS) and cystic fibrosis.

56. The use of claim 55, wherein the obstructive disease of the respiratory tract is asthma, bronchitis, COPD, bronchiectasis, ALI, ARDS or cystic fibrosis, and wherein the ester compound of formula (1) and the zwitterion are administered by oral inhalation.

57. The use of claim 55, wherein the obstructive disease of the respiratory tract is allergic rhinitis or infectious rhinitis, and wherein the ester compound of formula (1) and the zwitterion are administered nasally.

58. The use of claim 56, wherein the obstructive disease of the respiratory tract is COPD.

59. The use of claim 13, wherein the obstructive disease of the respiratory tract is selected from the group consisting of asthma, bronchitis, chronic obstructive pulmonary disease (COPD), allergic rhinitis, infectious rhinitis, bronchiectasis, acute lung injury (ALI), acute respiratory distress syndrome (ARDS) and cystic fibrosis.
60. The use of claim 59, wherein the obstructive disease of the respiratory tract is asthma, bronchitis, COPD, bronchiectasis, ALI, ARDS or cystic fibrosis, and wherein the ester compound of formula (2) and the zwitterion are administered by oral inhalation.
61. The use of claim 60, wherein the obstructive disease of the respiratory tract is allergic rhinitis or infectious rhinitis, and wherein the ester compound of formula (2) and the zwitterion are administered nasally.
62. The use of claim 60, wherein the obstructive disease of the respiratory tract is COPD.
63. The use of claim 14, wherein the obstructive disease of the respiratory tract is selected from the group consisting of asthma, bronchitis, chronic obstructive pulmonary disease (COPD), allergic rhinitis, infectious rhinitis, bronchiectasis, acute lung injury (ALI), acute respiratory distress syndrome (ARDS) and cystic fibrosis.
64. The use of claim 63, wherein the obstructive disease of the respiratory tract is asthma, bronchitis, COPD, bronchiectasis, ALI, ARDS or cystic fibrosis, and wherein the ester compound of formula (2) and the zwitterion are administered by oral inhalation.
65. The use of claim 63, wherein the obstructive disease of the respiratory tract is allergic rhinitis or infectious rhinitis, and wherein the ester compound of formula (2) and the zwitterion are administered nasally.
66. The use of claim 64, wherein the obstructive disease of the respiratory tract is COPD.
67. The use of any one of claims 15 - 22, wherein the obstructive disease of the respiratory tract is asthma, bronchitis, chronic obstructive pulmonary disease (COPD),

bronchiectasis, acute lung injury (ALI), acute respiratory distress syndrome (ARDS) or cystic fibrosis.

68. The use of any one of claims 15 - 22, wherein the obstructive disease of the respiratory tract is allergic rhinitis or infectious rhinitis.

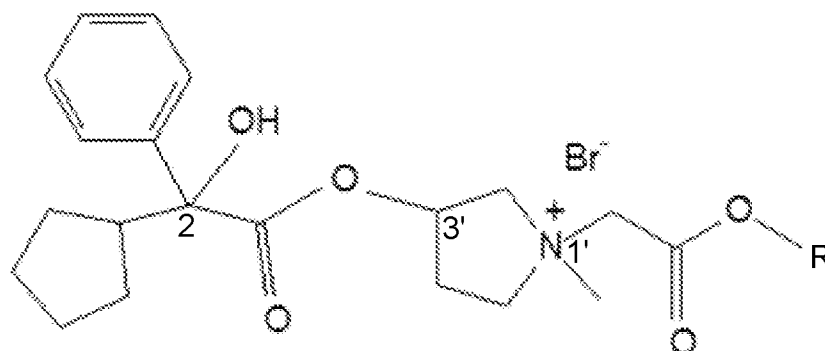
69. The use of any one of claims 15 - 22, wherein the obstructive disease of the respiratory tract is COPD.

70. The use of any one of the preceding claims, wherein said ester compound and said zwitterion are administered in the form of a pharmaceutical composition comprising (a) said ester compound, (b) a non-toxic pharmaceutically acceptable carrier therefor, and, optionally, (c) a zwitterion.

71. The use of any preceding claim, wherein said ester compound and, optionally, said zwitterion are administered in the form of a pharmaceutical composition comprising (a) said ester compound, (b) a non-toxic pharmaceutically acceptable carrier therefor, and, optionally, (c) a zwitterion, formulated for administration by oral inhalation.

72. The use of claim 71, wherein the composition is formulated as an inhalable powder.

73. A pharmaceutical composition comprising: (a) at least one ester compound having the formula:



(1)

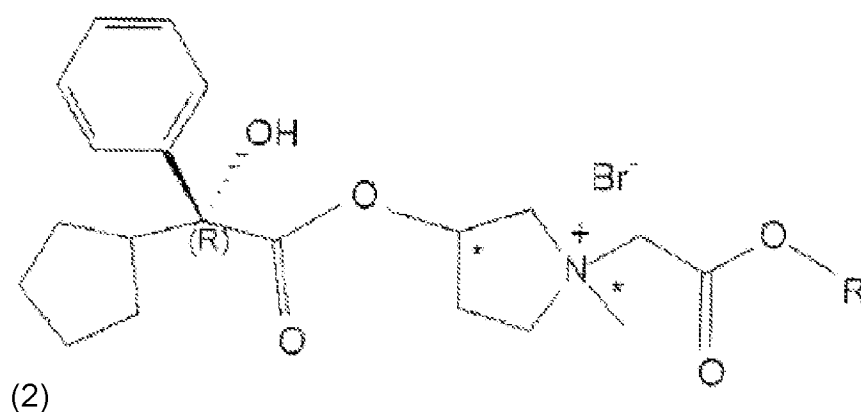
wherein R is C₁-C₈ straight or branched chain alkyl, said compound having the R, S or RS stereoisomeric configuration at the 2 position and the 1' and 3' positions, a stereoisomeric mixture thereof, in an amount effective to reduce or inhibit at least one symptom of an obstructive disease of the respiratory tract with fewer systemic side-effects than glycopyrrolate; and, optionally, (b) at least one zwitterion selected from the group consisting of:

- (i) (±) 3-(2-cyclopentyl-2-phenyl-2-hydroxyacetoxy)-1-(carboxymethyl)-1-methylpyrrolidinium inner salt;
- (ii) (2R) 3-(2-cyclopentyl-2-phenyl-2-hydroxyacetoxy)-1-(carboxymethyl)-1-methylpyrrolidinium inner salt;
- (iii) (2R, 1'R, 3'R) 3-(2-cyclopentyl-2-phenyl-2-hydroxyacetoxy)-1-(carboxymethyl)-1-methylpyrrolidinium inner salt;
- (iv) (2R, 1'S, 3'R) 3-(2-cyclopentyl-2-phenyl-2-hydroxyacetoxy)-1-(carboxymethyl)-1-methylpyrrolidinium inner salt;
- (v) (2R, 1'R, 3'S) 3-(2-cyclopentyl-2-phenyl-2-hydroxyacetoxy)-1-(carboxymethyl)-1-methylpyrrolidinium inner salt;
- (vi) (2R, 1'S, 3'S) 3-(2-cyclopentyl-2-phenyl-2-hydroxyacetoxy)-1-(carboxymethyl)-1-methylpyrrolidinium inner salt;
- (vii) (2R, 3'R) 3-(2-cyclopentyl-2-phenyl-2-hydroxyacetoxy)-1-(carboxymethyl)-1-methylpyrrolidinium inner salt;
- (viii) (2R, 3'S) 3-(2-cyclopentyl-2-phenyl-2-hydroxyacetoxy)-1-(carboxymethyl)-1-methylpyrrolidinium inner salt;
- (ix) (2R, 1'R) 3-(2-cyclopentyl-2-phenyl-2-hydroxyacetoxy)-1-(carboxymethyl)-1-methylpyrrolidinium inner salt;

- (x) (2R, 1'S) 3-(2-cyclopentyl-2-phenyl-2-hydroxyacetoxy)-1-(carboxymethyl)-1-methylpyrrolidinium inner salt; and

a mixture of said at least one zwitterion with at least one stereoisomer thereof in an amount or concentration sufficient to prolong the activity of the ester compound (1) in reducing or inhibiting said at least one symptom; and (c) a non-toxic pharmaceutically acceptable carrier therefor.

74. A pharmaceutical composition comprising: (a) at least one ester compound having the formula:



wherein R is C₁-C₈ straight or branched chain alkyl, said compound having the R stereoisomeric configuration at the 2 position and the R, S or RS stereoisomeric configuration at the 1' and 3' positions (designated by asterisks) or a stereoisomeric mixture thereof, in an amount effective to reduce or inhibit at least one symptom of said obstructive disease with fewer systemic side-effects than glycopyrrolate; and (b) at least one zwitterion selected from the group consisting of:

- (i) (±) 3-(2-cyclopentyl-2-phenyl-2-hydroxyacetoxy)-1-(carboxymethyl)-1-methylpyrrolidinium inner salt;
- (ii) (2R) 3-(2-cyclopentyl-2-phenyl-2-hydroxyacetoxy)-1-(carboxymethyl)-1-methylpyrrolidinium inner salt;

- (iii) (2R, 1'R, 3'R) 3-(2-cyclopentyl-2-phenyl-2-hydroxyacetoxy)-1-(carboxymethyl)-1-methylpyrrolidinium inner salt;
- (iv) (2R, 1'S, 3'R) 3-(2-cyclopentyl-2-phenyl-2-hydroxyacetoxy)-1-(carboxymethyl)-1-methylpyrrolidinium inner salt;
- (v) (2R, 1'R, 3'S) 3-(2-cyclopentyl-2-phenyl-2-hydroxyacetoxy)-1-(carboxymethyl)-1-methylpyrrolidinium inner salt;
- (vi) (2R, 1'S, 3'S) 3-(2-cyclopentyl-2-phenyl-2-hydroxyacetoxy)-1-(carboxymethyl)-1-methylpyrrolidinium inner salt;
- (vii) (2R, 3'R) 3-(2-cyclopentyl-2-phenyl-2-hydroxyacetoxy)-1-(carboxymethyl)-1-methylpyrrolidinium inner salt;
- (viii) (2R, 3'S) 3-(2-cyclopentyl-2-phenyl-2-hydroxyacetoxy)-1-(carboxymethyl)-1-methylpyrrolidinium inner salt;
- (ix) (2R, 1'R) 3-(2-cyclopentyl-2-phenyl-2-hydroxyacetoxy)-1-(carboxymethyl)-1-methylpyrrolidinium inner salt;
- (x) (2R, 1'S) 3-(2-cyclopentyl-2-phenyl-2-hydroxyacetoxy)-1-(carboxymethyl)-1-methylpyrrolidinium inner salt; and

a mixture of said at least one zwitterion with at least one stereoisomer thereof; in an amount or concentration sufficient to prolong the activity of the ester compound of formula (2) in reducing or inhibiting said at least one symptom; and (c) a non-toxic pharmaceutically acceptable carrier therefor.

75. The composition of claim 73 or 74, wherein R is C₁-C₈ straight chain alkyl.

76. The composition of any one of claims 73 - 75, wherein R is methyl, ethyl, n-butyl, n-hexyl or n-octyl.

77. The composition of claim 73, wherein the ester compound of formula (2) has the R or RS configuration at the 3' position.

78. The composition of claim 73, wherein the ester compound of formula (1) is selected from the group consisting of:

- (1) 3-(2-cyclopentyl-2-phenyl-2-hydroxyacetoxy)-1-(methoxycarbonylmethyl)-1-methylpyrrolidinium bromide;
- (2) 3-(2-cyclopentyl-2-phenyl-2-hydroxyacetoxy)-1-(ethoxycarbonylmethyl)-1-methylpyrrolidinium bromide;
- (3) (2R) 3-(2-cyclopentyl-2-phenyl-2-hydroxyacetoxy)-1-(methoxycarbonylmethyl)-1-methylpyrrolidinium bromide;
- (4) (2R) 3-(2-cyclopentyl-2-phenyl-2-hydroxyacetoxy)-1-(ethoxycarbonylmethyl)-1-methylpyrrolidinium bromide;
- (5) (2R, 3'R) 3-(2-cyclopentyl-2-phenyl-2-hydroxyacetoxy)-1-(methoxycarbonylmethyl)-1-methylpyrrolidinium bromide;
- (6) (2R, 3'S) 3-(2-cyclopentyl-2-phenyl-2-hydroxyacetoxy)-1-(methoxycarbonylmethyl)-1-methylpyrrolidinium bromide;
- (7) (2R, 3'S) 3-(2-cyclopentyl-2-phenyl-2-hydroxyacetoxy)-1-(ethoxycarbonylmethyl)-1-methylpyrrolidinium bromide;
- (8) (2R, 3'R) 3-(2-cyclopentyl-2-phenyl-2-hydroxyacetoxy)-1-(ethoxycarbonylmethyl)-1-methylpyrrolidinium bromide;
- (9) (2R, 1'R, 3'S) 3-(2-cyclopentyl-2-phenyl-2-hydroxyacetoxy)-1-(ethoxycarbonylmethyl)-1-methylpyrrolidinium bromide;
- (10) (2R, 1'S, 3'S) 3-(2-cyclopentyl-2-phenyl-2-hydroxyacetoxy)-1-(ethoxycarbonylmethyl)-1-methylpyrrolidinium bromide;
- (11) (2R, 1'R, 3'R) 3-(2-cyclopentyl-2-phenyl-2-hydroxyacetoxy)-1-(ethoxycarbonylmethyl)-1-methylpyrrolidinium bromide;

- (12) (2R, 1'S, 3'R) 3-(2-cyclopentyl-2-phenyl-2-hydroxyacetoxymethyl)-1-methylpyrrolidinium bromide;
- (13) (2R, 1'R, 3'S) 3-(2-cyclopentyl-2-phenyl-2-hydroxyacetoxymethyl)-1-methylpyrrolidinium bromide;
- (14) (2R, 1'S, 3'S) 3-(2-cyclopentyl-2-phenyl-2-hydroxyacetoxymethyl)-1-methylpyrrolidinium bromide;
- (15) (2R, 1'R, 3'R) 3-(2-cyclopentyl-2-phenyl-2-hydroxyacetoxymethyl)-1-methylpyrrolidinium bromide;
- (16) (2R, 1'S, 3'S) 3-(2-cyclopentyl-2-phenyl-2-hydroxyacetoxymethyl)-1-methylpyrrolidinium bromide;
- (17) (2R, 1'R, 3'S) 3-(2-cyclopentyl-2-phenyl-2-hydroxyacetoxymethyl)-1-(n-hexyloxycarbonylmethyl)-1-methylpyrrolidinium bromide;
- (18) (2R, 1'S, 3'S) 3-(2-cyclopentyl-2-phenyl-2-hydroxyacetoxymethyl)-1-(n-hexyloxycarbonylmethyl)-1-methylpyrrolidinium bromide;
- (19) (2R, 1'R, 3'R) 3-(2-cyclopentyl-2-phenyl-2-hydroxyacetoxymethyl)-1-(n-hexyloxycarbonylmethyl)-1-methylpyrrolidinium bromide;
- (20) (2R, 1'S, 3'R) 3-(2-cyclopentyl-2-phenyl-2-hydroxyacetoxymethyl)-1-(n-hexyloxycarbonylmethyl)-1-methylpyrrolidinium bromide.
- (21) (2R, 1'R, 3'S) 3-(2-cyclopentyl-2-phenyl-2-hydroxyacetoxymethyl)-1-methyl-1-(n-octyloxycarbonylmethyl)pyrrolidinium bromide;
- (22) (2R, 1'S, 3'S) 3-(2-cyclopentyl-2-phenyl-2-hydroxyacetoxymethyl)-1-methyl-1-(n-octyloxycarbonylmethyl)pyrrolidinium bromide;
- (23) (2R, 1'R, 3'R) 3-(2-cyclopentyl-2-phenyl-2-hydroxyacetoxymethyl)-1-methyl-1-(n-octyloxycarbonylmethyl)pyrrolidinium bromide;

- (24) (2R, 1'S, 3'R) 3-(2-cyclopentyl-2-phenyl-2-hydroxyacetoxymethyl)-1-methyl-1-(n-octyloxycarbonylmethyl)pyrrolidinium bromide;
- (25) 3-(2-cyclopentyl-2-phenyl-2-hydroxyacetoxymethyl)-1-(n-hexyloxycarbonylmethyl)-1-methylpyrrolidinium bromide;
- (26) (2R) 3-(2-cyclopentyl-2-phenyl-2-hydroxyacetoxymethyl)-1-(n-hexyloxycarbonylmethyl)-1-methylpyrrolidinium bromide;
- (27) (2R, 3'R) 3-(2-cyclopentyl-2-phenyl-2-hydroxyacetoxymethyl)-1-(n-hexyloxycarbonylmethyl)-1-methylpyrrolidinium bromide;
- (28) (2R, 3'S) 3-(2-cyclopentyl-2-phenyl-2-hydroxyacetoxymethyl)-1-(n-hexyloxycarbonylmethyl)-1-methylpyrrolidinium bromide;
- (29) 3-(2-cyclopentyl-2-phenyl-2-hydroxyacetoxymethyl)-1-(n-octyloxycarbonylmethyl)-1-methylpyrrolidinium bromide;
- (30) (2R) 3-(2-cyclopentyl-2-phenyl-2-hydroxyacetoxymethyl)-1-(n-octyloxycarbonylmethyl)-1-methylpyrrolidinium bromide;
- (31) (2R, 3'R) 3-(2-cyclopentyl-2-phenyl-2-hydroxyacetoxymethyl)-1-(n-octyloxycarbonylmethyl)-1-methylpyrrolidinium bromide;
- (32) (2R, 3'S) 3-(2-cyclopentyl-2-phenyl-2-hydroxyacetoxymethyl)-1-(n-octyloxycarbonylmethyl)-1-methylpyrrolidinium bromide;
- (33) 3-(2-cyclopentyl-2-phenyl-2-hydroxyacetoxymethyl)-1-(n-butoxycarbonylmethyl)-1-methylpyrrolidinium bromide;
- (34) (2R) 3-(2-cyclopentyl-2-phenyl-2-hydroxyacetoxymethyl)-1-(n-butoxycarbonylmethyl)-1-methylpyrrolidinium bromide;
- (35) (2R, 3'R) 3-(2-cyclopentyl-2-phenyl-2-hydroxyacetoxymethyl)-1-(n-butoxycarbonylmethyl)-1-methylpyrrolidinium bromide;

- (36) (2R, 3'S) 3-(2-cyclopentyl-2-phenyl-2-hydroxyacetoxymethyl)-1-(n-butoxycarbonylmethyl)-1-methylpyrrolidinium bromide.
- (37) (2R, 1'R, 3'S) 3-(2-cyclopentyl-2-phenyl-2-hydroxyacetoxymethyl)-1-(n-butoxycarbonylmethyl)-1-methylpyrrolidinium bromide;
- (38) (2R, 1'S, 3'S) 3-(2-cyclopentyl-2-phenyl-2-hydroxyacetoxymethyl)-1-(n-butoxycarbonylmethyl)-1-methylpyrrolidinium bromide;
- (39) (2R, 1'R, 3'R) 3-(2-cyclopentyl-2-phenyl-2-hydroxyacetoxymethyl)-1-(n-butoxycarbonylmethyl)-1-methylpyrrolidinium bromide; and
- (40) (2R, 1'S, 3'R) 3-(2-cyclopentyl-2-phenyl-2-hydroxyacetoxymethyl)-1-(n-butoxycarbonylmethyl)-1-methylpyrrolidinium bromide.

79. The composition of claim 74, wherein the ester compound of formula (2) is selected from the group consisting of:

- (a) (2R) 3-(2-cyclopentyl-2-phenyl-2-hydroxyacetoxymethyl)-1-(methoxycarbonylmethyl)-1-methylpyrrolidinium bromide;
- (b) (2R) 3-(2-cyclopentyl-2-phenyl-2-hydroxyacetoxymethyl)-1-(ethoxycarbonylmethyl)-1-methylpyrrolidinium bromide;
- (c) (2R) 3-(2-cyclopentyl-2-phenyl-2-hydroxyacetoxymethyl)-1-(n-hexyloxycarbonylmethyl)-1-methylpyrrolidinium bromide;
- (d) (2R) 3-(2-cyclopentyl-2-phenyl-2-hydroxyacetoxymethyl)-1-(n-octyloxycarbonylmethyl)-1-methylpyrrolidinium bromide;
- (e) (2R) 3-(2-cyclopentyl-2-phenyl-2-hydroxyacetoxymethyl)-1-(n-butoxycarbonylmethyl)-1-methylpyrrolidinium bromide;
- (f) (2R, 3'R) 3-(2-cyclopentyl-2-phenyl-2-hydroxyacetoxymethyl)-1-(methoxycarbonylmethyl)-1-methylpyrrolidinium bromide;

- (g) (2R, 3'R) 3-(2-cyclopentyl-2-phenyl-2-hydroxyacetoxy)-1-(ethoxycarbonylmethyl)-1-methylpyrrolidinium bromide;
- (h) (2R, 3'R) 3-(2-cyclopentyl-2-phenyl-2-hydroxyacetoxy)-1-(n-hexyloxycarbonylmethyl)-1-methylpyrrolidinium bromide;
- (i) (2R, 3'R) 3-(2-cyclopentyl-2-phenyl-2-hydroxyacetoxy)-1-(n-octyloxycarbonylmethyl)-1-methylpyrrolidinium bromide; and
- (j) (2R, 3'R) 3-(2-cyclopentyl-2-phenyl-2-hydroxyacetoxy)-1-(n-butoxycarbonylmethyl)-1-methylpyrrolidinium bromide.

80. The composition of claim 79, wherein the ester compound of formula (2) is selected from the group consisting of:

- (a) (2R) 3-(2-cyclopentyl-2-phenyl-2-hydroxyacetoxy)-1-(methoxycarbonylmethyl)-1-methylpyrrolidinium bromide;
- (b) (2R) 3-(2-cyclopentyl-2-phenyl-2-hydroxyacetoxy)-1-(ethoxycarbonylmethyl)-1-methylpyrrolidinium bromide;
- (f) (2R, 3'R) 3-(2-cyclopentyl-2-phenyl-2-hydroxyacetoxy)-1-(methoxycarbonylmethyl)-1-methylpyrrolidinium bromide; and
- (g) (2R, 3'R) 3-(2-cyclopentyl-2-phenyl-2-hydroxyacetoxy)-1-(ethoxycarbonylmethyl)-1-methylpyrrolidinium bromide.

81. The composition of claim 80, wherein the ester compound of formula (2) is (2R,3'R) 3-(2-cyclopentyl-2-phenyl-2-hydroxyacetoxy)-1-(ethoxycarbonylmethyl)-1-methylpyrrolidinium bromide or (2R,3'R) 3-(2-cyclopentyl-2-phenyl-2-hydroxyacetoxy)-1-(methoxycarbonylmethyl)-1-methylpyrrolidinium bromide.

82. The composition of claim 73, wherein the zwitterion is selected from the group consisting of:

- (i) (±) 3-(2-cyclopentyl-2-phenyl-2-hydroxyacetoxy)-1-(carboxymethyl)-1-methylpyrrolidinium inner salt;
- (ii) (2R) 3-(2-cyclopentyl-2-phenyl-2-hydroxyacetoxy)-1-(carboxymethyl)-1-methylpyrrolidinium inner salt;
- (iii) (2R, 1'R, 3'R) 3-(2-cyclopentyl-2-phenyl-2-hydroxyacetoxy)-1-(carboxymethyl)-1-methylpyrrolidinium inner salt;
- (iv) (2R, 1'S, 3'R) 3-(2-cyclopentyl-2-phenyl-2-hydroxyacetoxy)-1-(carboxymethyl)-1-methylpyrrolidinium inner salt;
- (vii) (2R, 3'R) 3-(2-cyclopentyl-2-phenyl-2-hydroxyacetoxy)-1-(carboxymethyl)-1-methylpyrrolidinium inner salt;
- (ix) (2R, 1'R) 3-(2-cyclopentyl-2-phenyl-2-hydroxyacetoxy)-1-(carboxymethyl)-1-methylpyrrolidinium inner salt; and
- (x) (2R, 1'S) 3-(2-cyclopentyl-2-phenyl-2-hydroxyacetoxy)-1-(carboxymethyl)-1-methylpyrrolidinium inner salt.

83. The composition of claim 73 - 88, wherein the zwitterion is selected from the group consisting of:

- (i) (±) 3-(2-cyclopentyl-2-phenyl-2-hydroxyacetoxy)-1-(carboxymethyl)-1-methylpyrrolidinium inner salt;
- (ii) (2R) 3-(2-cyclopentyl-2-phenyl-2-hydroxyacetoxy)-1-(carboxymethyl)-1-methylpyrrolidinium inner salt;
- (iii) (2R, 1'R, 3'R) 3-(2-cyclopentyl-2-phenyl-2-hydroxyacetoxy)-1-(carboxymethyl)-1-methylpyrrolidinium inner salt;
- (iv) (2R, 1'S, 3'R) 3-(2-cyclopentyl-2-phenyl-2-hydroxyacetoxy)-1-(carboxymethyl)-1-methylpyrrolidinium inner salt;

- (vii) (2R, 3'R) 3-(2-cyclopentyl-2-phenyl-2-hydroxyacetoxy)-1-(carboxymethyl)-1-methylpyrrolidinium inner salt;
- (ix) (2R, 1'R) 3-(2-cyclopentyl-2-phenyl-2-hydroxyacetoxy)-1-(carboxymethyl)-1-methylpyrrolidinium inner salt; and
- (x) (2R, 1'S) 3-(2-cyclopentyl-2-phenyl-2-hydroxyacetoxy)-1-(carboxymethyl)-1-methylpyrrolidinium inner salt.

84. The composition of claim 77, wherein the zwitterion is selected from the group consisting of:

- (i) (\pm) 3-(2-cyclopentyl-2-phenyl-2-hydroxyacetoxy)-1-(carboxymethyl)-1-methylpyrrolidinium inner salt;
- (ii) (2R) 3-(2-cyclopentyl-2-phenyl-2-hydroxyacetoxy)-1-(carboxymethyl)-1-methylpyrrolidinium inner salt;
- (iii) (2R, 1'R, 3'R) 3-(2-cyclopentyl-2-phenyl-2-hydroxyacetoxy)-1-(carboxymethyl)-1-methylpyrrolidinium inner salt;
- (iv) (2R, 1'S, 3'R) 3-(2-cyclopentyl-2-phenyl-2-hydroxyacetoxy)-1-(carboxymethyl)-1-methylpyrrolidinium inner salt;
- (vii) (2R, 3'R) 3-(2-cyclopentyl-2-phenyl-2-hydroxyacetoxy)-1-(carboxymethyl)-1-methylpyrrolidinium inner salt;
- (ix) (2R, 1'R) 3-(2-cyclopentyl-2-phenyl-2-hydroxyacetoxy)-1-(carboxymethyl)-1-methylpyrrolidinium inner salt; and
- (x) (2R, 1'S) 3-(2-cyclopentyl-2-phenyl-2-hydroxyacetoxy)-1-(carboxymethyl)-1-methylpyrrolidinium inner salt.

85. The composition of claim 80, wherein the zwitterion is selected from the group consisting of:

(ii) (2R) 3-(2-cyclopentyl-2-phenyl-2-hydroxyacetoxy)-1-(carboxymethyl)-1-methylpyrrolidinium inner salt; and

(vii) (2R, 3'R) 3-(2-cyclopentyl-2-phenyl-2-hydroxyacetoxy)-1-(carboxymethyl)-1-methylpyrrolidinium inner salt.

86. The composition of claim 81, wherein the zwitterion is (2R, 3'R) 3- (2-cyclopentyl-2-phenyl-2-hydroxyacetoxy)-1-(carboxymethyl)-1-methylpyrrolidinium inner salt.

87. The composition of claim 74, wherein the ester compound of formula (2) is present in an amount of from about 20 µg to about 150 µg per dose and wherein the composition is formulated for oral inhalation.

88. The composition of claim 87, wherein the ester compound of formula (2) is present in an amount of from about 50 µg to about 100 µg per dose.

89. The use of any one of claims 3 or 4, wherein the amount of said at least one zwitterion is insufficient alone to reduce or inhibit at least one symptom of said obstructive disease.

90. The use of any one of claims 3 or 4, wherein the ester compound and the zwitterion are administered in a molar or weight ratio of ester compound:zwitterion of from about 2.5:1 to about 5:1.

91. The composition of any one of claims 73 to 88, wherein the amount of said at least one zwitterion is insufficient alone to reduce or inhibit at least one symptom of said obstructive disease.

92. The composition of any one of claims 73 to 88, wherein the ester compound and the zwitterion are present in a molar or weight ratio of ester compound:zwitterion of from about 2.5:1 to about 5:1.

93. The use of any one of claims 3 or 4, wherein said ester compound and, optionally, said zwitterion are administered to said subject as a pharmaceutical combination further comprising an anti-inflammatory corticosteroid, a betamimetic agent

or an antiallergic agent, and wherein the combined amount of ester compound and anti-inflammatory corticosteroid, betamimetic agent or antiallergic agent is effective to reduce or inhibit at least one symptom of said obstructive disease of the respiratory tract.

94. The method of claim 93, where the pharmaceutical combination further comprises a non-toxic pharmaceutically acceptable carrier.

95. The use of claim 93 or 94, wherein the combination is formulated as an inhalable powder.

96. The use of any one of claims 93 to 95, wherein the anti-inflammatory corticosteroid is selected from the group consisting of budesonide, fluticasone, loteprednol etabonate, etiprednol dichloracetate, mometasone and ciclesonide.

97. The use of any one of claims 93 to 95, wherein the betamimetic agent is selected from the group consisting of fenoterol, formoterol and salmeterol.

98. The use of claim 96, wherein the anti-inflammatory steroid is loteprednol etabonate and wherein the pharmaceutical combination further comprises an enhancing agent for the loteprednol etabonate selected from the group consisting of:

- (a) 11 β ,17 α -dihydroxyandrost-4-en-3-one-17 β -carboxylic acid;
- (b) 11 β -17 α -dihydroxyandrosta-1,4-dien-3-one-17 β -carboxylic acid;
- (c) methyl 11 β -17 α -dihydroxyandrost-4-en-3-one-17 β -carboxylate;
- (d) ethyl 11 β ,17 α -dihydroxyandrost-4-en-3-one-17 β -carboxylate;
- (e) methyl 11 β ,17 α -dihydroxyandrosta-1,4-dien-3-one-17 β -carboxylate; and
- (f) ethyl 11 β ,17 α -dihydroxyandrosta-1,4-dien-3-one-17 β -carboxylate.

99. The composition of any preceding claim, wherein said ester compound and, optionally, a zwitterion are present in a pharmaceutical combination further comprising

an anti-inflammatory corticosteroid, a betamimetic agent or an antiallergic agent, and wherein the combined amount of ester compound and anti-inflammatory corticosteroid, betamimetic agent or antiallergic agent is effective to reduce or inhibit at least one symptom of said obstructive disease of the respiratory tract.

100. The composition of claim 99, wherein the pharmaceutical combination further comprises a non-toxic pharmaceutically acceptable carrier.

101. The composition of claim 99 or 100, wherein the combination is formulated as an inhalable powder.

102. The composition of any one of claims 99 to 101, wherein the anti-inflammatory corticosteroid is selected from the group consisting of budesonide, fluticasone, loteprednol etabonate, etiprednol dichloracetate, mometasone and ciclesonide.

103. The composition of any one of claims 99 to 101, wherein the betamimetic agent is selected from the group consisting of fenoterol, formoterol and salmeterol.

104. The composition of claim 102, wherein the anti-inflammatory steroid is loteprednol etabonate and wherein the pharmaceutical combination further comprises an enhancing agent for the loteprednol etabonate selected from the group consisting of:

- (a) 11 β ,17 α -dihydroxyandrost-4-en-3-one-17 β -carboxylic acid;
- (b) 11 β -17 α -dihydroxyandrosta-1,4-dien-3-one-17 β -carboxylic acid;
- (c) methyl 11 β -17 α -dihydroxyandrost-4-en-3-one-17 β -carboxylate;
- (d) ethyl 11 β ,17 α -dihydroxyandrost-4-en-3-one-17 β -carboxylate;
- (e) methyl 11 β ,17 α -dihydroxyandrosta-1,4-dien-3-one-17 β -carboxylate; and
- (f) ethyl 11 β ,17 α -dihydroxyandrosta-1,4-dien-3-one-17 β -carboxylate.

INTERNATIONAL SEARCH REPORT

International application No.

PCT/US 17/40348

A. CLASSIFICATION OF SUBJECT MATTER

IPC(8) - A61P 37/08, A61Q 15/00, A61P 11/06 (2017.01)

CPC - A61K 9/0075, A61K 9/008, A61K 9/0048, A61K 9/2059

According to International Patent Classification (IPC) or to both national classification and IPC

B. FIELDS SEARCHED

Minimum documentation searched (classification system followed by classification symbols)

See Search History Document

Documentation searched other than minimum documentation to the extent that such documents are included in the fields searched

See Search History Document

Electronic data base consulted during the international search (name of data base and, where practicable, search terms used)

See Search History Document

C. DOCUMENTS CONSIDERED TO BE RELEVANT

Category*	Citation of document, with indication, where appropriate, of the relevant passages	Relevant to claim No.
X	US 2007/0123557 A1 (Bodor) 31 May 2007 (31.05.2007); para[0005], para[0006], para[0008], para[0030], para[0038], para[0075], para[0076], para[0087], para[0100], para[0102], para[0104], para[0118], para[0119], para[0150], para[0151], para[0152], para[0154], para[0155], para[0169], para[0309], para[0317]	1-5, 27-34, 36-38, 40-42, 73-75, 77-82, 84-90, 93-94
A	US 2014/0275204 A1 (Bodor Laboratories, Inc.) 18 September 2014 (18.09.2014); entire document	1-5, 27-34, 36-38, 40-42, 73-75, 77-82, 84-90, 93-94
A	US 2015/0374621 A1 (Bodor Laboratories, Inc.) 31 December 2105 (31.12.2015); entire document	1-5, 27-34, 36-38, 40-42, 73-75, 77-82, 84-90, 93-94

☐ Further documents are listed in the continuation of Box C.☐ See patent family annex.

* Special categories of cited documents:

"A" document defining the general state of the art which is not considered to be of particular relevance

"E" earlier application or patent but published on or after the international filing date

"L" document which may throw doubts on priority claim(s) or which is cited to establish the publication date of another citation or other special reason (as specified)

"O" document referring to an oral disclosure, use, exhibition or other means

"P" document published prior to the international filing date but later than the priority date claimed

"T" later document published after the international filing date or priority date and not in conflict with the application but cited to understand the principle or theory underlying the invention

"X" document of particular relevance; the claimed invention cannot be considered novel or cannot be considered to involve an inventive step when the document is taken alone

"Y" document of particular relevance; the claimed invention cannot be considered to involve an inventive step when the document is combined with one or more other such documents, such combination being obvious to a person skilled in the art

"&" document member of the same patent family

Date of the actual completion of the international search

28 August 2017

Date of mailing of the international search report

22 SEP 2017

Name and mailing address of the ISA/US

Mail Stop PCT, Attn: ISA/US, Commissioner for Patents

P.O. Box 1450, Alexandria, Virginia 22313-1450

Facsimile No. 571-273-8300

Authorized officer:

Lee W. Young

PCT Helpdesk: 571-272-4300

PCT OSP: 571-272-7774

INTERNATIONAL SEARCH REPORT

International application No.

PCT/US 17/40348

Box No. II Observations where certain claims were found unsearchable (Continuation of item 2 of first sheet)

This international search report has not been established in respect of certain claims under Article 17(2)(a) for the following reasons:

1. ☐ Claims Nos.:
because they relate to subject matter not required to be searched by this Authority, namely:

2. ☐ Claims Nos.:
because they relate to parts of the international application that do not comply with the prescribed requirements to such an extent that no meaningful international search can be carried out, specifically:

3. ☒ Claims Nos.: 6-26, 35, 39, 43-72, 76, 83, 91-92, 95-104
because they are dependent claims and are not drafted in accordance with the second and third sentences of Rule 6.4(a).

Box No. III Observations where unity of invention is lacking (Continuation of item 3 of first sheet)

This International Searching Authority found multiple inventions in this international application, as follows:

1. ☐ As all required additional search fees were timely paid by the applicant, this international search report covers all searchable claims.
2. ☐ As all searchable claims could be searched without effort justifying additional fees, this Authority did not invite payment of additional fees.
3. ☐ As only some of the required additional search fees were timely paid by the applicant, this international search report covers only those claims for which fees were paid, specifically claims Nos.:

4. ☐ No required additional search fees were timely paid by the applicant. Consequently, this international search report is restricted to the invention first mentioned in the claims; it is covered by claims Nos.:

Remark on Protest

- ☐ The additional search fees were accompanied by the applicant's protest and, where applicable, the payment of a protest fee.
- ☐ The additional search fees were accompanied by the applicant's protest but the applicable protest fee was not paid within the time limit specified in the invitation.
- ☐ No protest accompanied the payment of additional search fees.