

(19) World Intellectual Property Organization
International Bureau



(43) International Publication Date
21 February 2002 (21.02.2002)

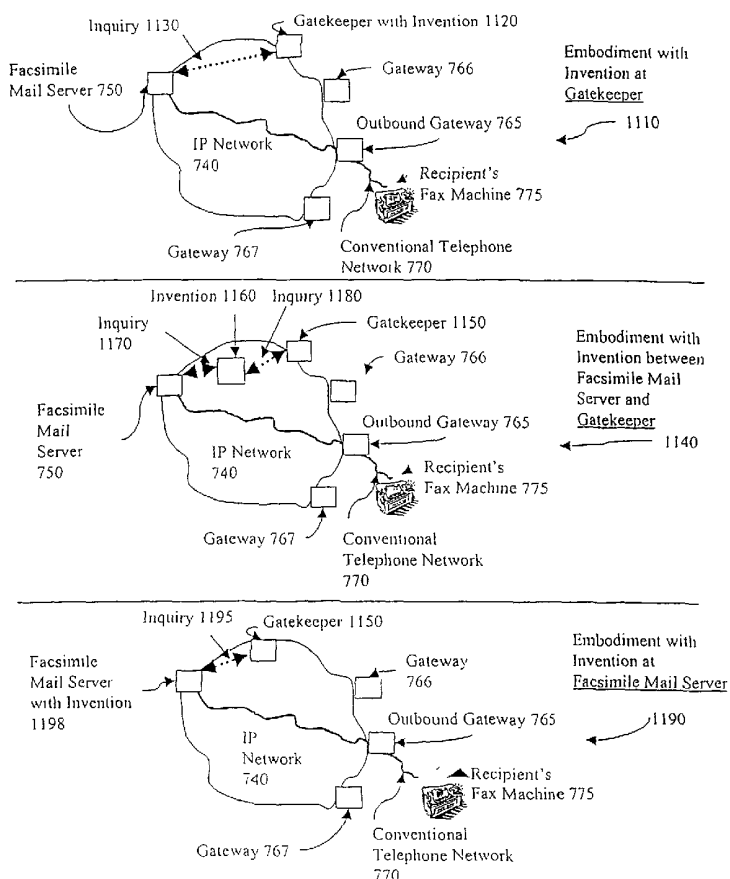
PCT

(10) International Publication Number
WO 02/15016 A1

- (51) International Patent Classification⁷: **G06F 13/00** (74) Agent: SUCHYTA, Leonard, C.; c/o Christian R. Andersen, 600 Hidden Ridge Drive, Mailcode HQE03H01, Irving, TX 75038 (US).
- (21) International Application Number: PCT/US01/24921
- (22) International Filing Date: 7 August 2001 (07.08.2001) (81) Designated States (*national*): AE, AG, AL, AM, AT, AU, AZ, BA, BB, BG, BR, BY, BZ, CA, CH, CN, CO, CR, CU, CZ, DE, DK, DM, DZ, EC, EE, ES, FI, GB, GD, GE, GH, GM, HR, HU, ID, IL, IN, IS, JP, KE, KG, KP, KR, KZ, LC, LK, LR, LS, LT, LU, LV, MA, MD, MG, MK, MN, MW, MX, MZ, NO, NZ, PL, PT, RO, RU, SD, SE, SG, SI, SK, SL, TJ, TM, TR, TT, TZ, UA, UG, UZ, VN, YU, ZA, ZW.
- (25) Filing Language: English
- (26) Publication Language: English
- (30) Priority Data:
09/638,166 10 August 2000 (10.08.2000) US (84) Designated States (*regional*): ARIPO patent (GH, GM, KE, LS, MW, MZ, SD, SL, SZ, TZ, UG, ZW), Eurasian patent (AM, AZ, BY, KG, KZ, MD, RU, TJ, TM), European patent (AT, BE, CH, CY, DE, DK, ES, FI, FR, GB, GR, IE, IT, LU, MC, NL, PT, SE, TR), OAPI patent (BF, BJ, CF, CG, CI, CM, GA, GN, GQ, GW, ML, MR, NE, SN, TD, TG).
- (71) Applicant: **BBNT SOLUTIONS LLC** [US/US]; 10 Moulton Street, Cambridge, MA 02138 (US).
- (72) Inventor: **GOODMAN, Lee, N.**; 212 Cross Street, Lowell, MA 01854 (US).

[Continued on next page]

(54) Title: ROUTING T-37 E-MAIL OVER AN H₃₂₃ (VOIP) NETWORK



(57) Abstract: Disclosed are methods and systems for routing T-37 E-mail over an H₃₂₃ (VOIP) network. The methods and systems facilitate the obtaining and utilization of data from Gatekeepers (1120) with respect to the utilization of Gateways (765, 766, 767) to be utilized to transmit the E-mail from the network over a conventional telephone network (770) to the recipient. They thereby facilitate the choice of a Gateway which is less heavily utilized.



Published:

— with international search report

For two-letter codes and other abbreviations, refer to the "Guidance Notes on Codes and Abbreviations" appearing at the beginning of each regular issue of the PCT Gazette.

ROUTING T-37 E-MAIL OVER AN H 323 (VOIP) NETWORK

Technical Field

5 This invention relates to transmission of facsimile copies of documents over the Internet.

Background

10 Computer networks, and the Internet in particular, have become increasingly important for the storage, retrieval and communication of documents and other material. Among other things, the Internet may permit the inexpensive transmittal of large quantities of data, between locations that may be thousands of miles apart, in a very short period of time.

15 The availability of the Internet as an inexpensive and rapid tool for transmitting large quantities of data has led to interest in its adaptation to the communication of varieties of data that traditionally have been sent over other networks. Thus, for example, there is interest in using the Internet to transmit telephone conversations in lieu of the use of conventional telephone lines, or to
20 transmit other communications that in the past may have utilized telephone lines, such as facsimile transmissions.

 In using the Internet to transmit telephone conversations or facsimile transmissions, it may be desirable to use the Internet only for a portion of the
25 communication, such as the "long distance" or middle portion of the communication, while the user who has initiated the communication, and/or the recipient of the communication, use their telephone (or facsimile machine) and their telephone line, rather than an Internet connection, to actually send or receive the transmission.

30

 In order to permit this combination of telephone and Internet in communications, a number of protocols have been developed. Thus, for example, an H 323 protocol may be used to permit the transmission of voice over

the Internet Protocol ("IP") network. The result is referred to as the Voice Over IP ("VOIP") or H 323 network. Insofar as a facsimile transmission conventionally may be made between two telephones, such a transmission may be sent using the VOIP network and the associated H 323 protocol.

5

However, a T 37 protocol also may be used to permit the transmission of facsimiles over the IP network.

The system of transmitting a facsimile over the IP network using the T 37
10 protocol proceeds by treating the facsimile as a TIF image, and sending it over the IP network as if it were an attachment to an E-mail message. To deliver the facsimile over a telephone line (or a wireless or other telephone connection) to a recipient, it may be converted to a facsimile image suitable for telephone
transmission. The use of the T 37 protocol, for example, may permit a sender to
15 originate a facsimile transmission directly from his computer, without the use of a facsimile machine, and thus without the use of a conventional telephone line connection.

Presently, a VOIP network under the H 323 protocol may utilize Gateways
20 and Gatekeepers to manage the interaction between the telephone and IP systems. Thus, referring to Figure 1, a process 10 to make a VOIP telephone call may begin with a caller 20 utilizing a conventional telephone to connect over a conventional telephone network 30 into an Inbound Gateway. (It will be understood by those of ordinary skill in the art that in place of using a
25 conventional telephone and connecting over a conventional land-line telephone network, the call may begin through the use of a cellular or other telephone connecting over a wireless network.. Hereafter, references to conventional telephone networks will be understood to encompass cellular or other wireless systems, and references to conventional telephones will be understood to refer to
30 other types of telephones such as cellular telephones.)

The Inbound Gateway 40 is an entrance point to the IP network 50. In connecting into the Gateway the caller may provide a telephone number to which

- 3 -

it is desired to place the telephone call. The Inbound Gateway 40 in turn may make an inquiry 60 to a Gatekeeper 70, which maintains a lookup table relating telephone numbers to Gateways.

5 Depending upon a variety of factors, the lookup table may maintain Gateway addresses, and may be searched, for the specific telephone number being called, for the area code/local exchange of the number being called, or for the area code alone. A given telephone number, area code/exchange combination, or area code, may be associated with more than one Gateway. The
10 look up table (which may be referred to as an H 323 Zone table) may maintain data about Gateway utilization, in order to facilitate the choice of a Gateway with a lowest utilization in a given Zone. In any event, however, an object of the lookup may be to find a Gateway close to the recipient, so that the telephone call may be routed over the Internet to that Gateway, and returned to the
15 conventional telephone network, at a location close to the recipient such that telephone network charges for the telephone call are minimized.

Figure 2 illustrates a Gatekeeper lookup table 210 which may be used with the Gatekeeper 70 in Figure 1 to maintain data by Zone 220, maintain Gateway
20 addresses 230 for each Zone, and maintain data with respect to Gateway utilization 240.

Returning to Figure 1, once a most appropriate Outbound Gateway 90 near the recipient is selected, from among a set of possible Gateways 80, 90, 100,
25 the telephone call may be completed by establishing a telephone link over a conventional telephone network 110 between the Outbound Gateway 90 selected and the recipient 120. The telephone call then may be transmitted: (1) as a conventional telephone call over the conventional telephone network 30 between the caller 20 and the first (Inbound) Gateway 40; (2) as packets over the IP
30 network 50 between the first (Inbound) Gateway 40 and the second (Outbound) Gateway 90; and (3) as a conventional telephone call over the conventional telephone network 110 between the second (Outbound) Gateway 90 and the recipient 120.

In this process, the Gateways 40, 90 may be thought of as knowing the Internet Protocol (IP) and in effect merging the conventional telephone network 30, 110 with the Internet 50, while the Gatekeeper 70 keeps track of relationships
5 between IP addresses and telephone numbers and in effect translates between the two.

Conceptually, this may be illustrated by means of a simple example as illustrated in Figure 3, for which a lookup table 410 is illustrated in Figure 4.
10

Referring to Figure 4, the example comprises a world composed of two zones, Boston and Los Angeles, in which each zone is defined by one area code 420, and each zone or area code has only one Gateway 430.

Referring now to Figure 3, when it is desired to place a VOIP telephone call from Boston to Los Angeles, a process 310 might begin with a telephone call being initiated by a Boston caller 320. This call could be to a telephone number which connected the caller to a Boston Gateway 330. That Gateway then could send an inquiry to a Gatekeeper 340. The Gatekeeper then could look in a two-
20 row H 323 Zone Table as illustrated in Figure 4 containing zone "617" and an associated IP address (in this example, "a.b.c.d") for the Boston Gateway in one row, and zone "213" and an associated IP address (in this example, "e.f.g.h") for a Los Angeles Gateway in the second row. Returning now to Figure 3, the "213" row could be chosen 350. The Gatekeeper then could communicate the IP
25 address e.f.g.h of the Los Angeles Gateway to the Boston Gateway 360. Information about the telephone call could be sent in the form of packets from the Boston Gateway over the Internet to the IP address of the Los Angeles Gateway 370. Finally the telephone call could be completed over a conventional telephone network between the Los Angeles Gateway and a telephone belonging
30 to a recipient of the telephone call 380, and the two persons could talk 390, with the telephone call proceeding as illustrated in Figure 1 over the conventional telephone network 30 between the caller 20 and the Boston Gateway 40, as packets over the IP network 50 between the Boston Gateway 40 and the Los

- 5 -

Angeles Gateway 90, and over the conventional telephone network 110 between the Los Angeles Gateway 90 and the recipient 120. Transmission of the telephone call as packets over the IP network 50 between the Boston and Los Angeles Gateways 40, 90 could eliminate use of a long distance telephone network, and costs associated with that network.

A slightly more complicated process could take place in a VOIP network containing three Zones, in which each Zone had associated with it several Gateways with varying utilizations. According to this example, for which a lookup table 510 is illustrated in Figure 5, when a telephone call destined for an area code "213" reaches an incoming Gateway, that Gateway could query a Gatekeeper which looked in an H 323 Zone Table 510 for Zone 213 and determined that a Gateway with an IP address "e3.f3.g3.h3" has a lowest utilization. The incoming Gateway then could forward the telephone call to that Zone 213 Gateway to be returned to a conventional telephone network.

Presently, as illustrated in Figure 6, a process 610 for transmission of electronic mail ("E-mail") over the IP network 650 may proceed in a manner which in some respects parallels the above. The transmission may utilize mail servers and domain name servers ("DNS servers"). When a computer user sends an E-mail from his computer 620, the user may address it to "recipient@recipientserver.xxx". Packets may be transmitted from the user's computer over his connection 630 to a mail server 640 with which he or she is associated. (Connection may be over a conventional telephone network utilizing a modem or over a high speed connection.)

The user's mail server 640 then may make an inquiry 645 of a DNS server 660 which maintains a lookup table associating domain names with IP addresses.

Figure 7 illustrates such a lookup table 710, for a situation where there are three mail servers. The lookup table may associate domain names 720 with mail server IP addresses 730. A domain name of a recipient's mail server, in the

example of Figure 6 "recipientserver.xxx", may be looked up, and an associated IP address for that mail server may be identified.

In looking up an IP address, the DNS server may take advantage of the fact that it maintains special records designating which IP addresses in its data base are mail servers. These records are "MX" records; this differentiation between mail server addresses and other addresses is necessary so that E-mail addressed to "recipient@recipientserver.xxx" may be sent to a "recipientserver.xxx" mail server, not to a Web page named "recipientserver.xxx".

The DNS server's function of finding an IP address for a mail server with a given domain name is analogous to a Gatekeeper's function of finding an IP address for a Gateway associated with a telephone number in a given Zone in the VOIP system. As with a Gatekeeper H 323 Zone Table, a DNS server lookup table may include several different IP addresses for a given mail server domain name, along with information about utilization of each such IP address, to facilitate a most appropriate choice of an IP address.

An illustration of such a lookup table 810 is given in Figure 8, which illustrates a situation where each mail server domain name 820 has associated with it several IP addresses 830, and a DNS server maintains information about server IP address utilization 840, to facilitate a choice of a most appropriate server.

Returning to Figure 6, after an IP address of an appropriate mail server for the recipient is selected from the lookup table, the sender's mail server 640 then may forward the E-mail over the IP network 650 to the mail server 670 which was selected from a set of potential mail servers 670, 672, 674. The mail server 670 to which the E-mail is forwarded then may store the E-mail, or may forward it to a recipient's computer 690 ("recipient" in this example) over a connection 680 between the mail server 670 and the recipient (which again may be a conventional telephone network connected by means of a modem or may be a high speed connection).

Summary

In accordance with the principles of the invention, a method for sending a facsimile document to a recipient is disclosed. The method comprises:

5 generating an electronic mail message to which the facsimile document is attached, the message having associated therewith an address containing a telephone number of the recipient to which the facsimile document is to be transmitted, and a domain name of a facsimile mail server; forwarding the electronic mail message to the facsimile mail server; determining an IP address of

10 a Gateway whose utilization is lowest to which the electronic mail message is to be forwarded from the facsimile mail server; forwarding the electronic mail message to the IP address of the Gateway selected; and forwarding the facsimile document from the Gateway selected to the recipient.

15 In one embodiment, the IP address may be selected from a lookup table having utilization data with respect to one or more Gateways in one or more Zones in an H 323 network, which utilization data is obtained from a Gatekeeper associated with the H 323 network. The lookup table may further comprise a Gateway domain name associated with one or more Gateways in one or more

20 Zones in the H 323 network, and an IP address for one or more of the Gateways in one or more of the Zones. The IP address may be selected by choosing a Gateway domain name by reference to the telephone number of the recipient in the electronic mail message address, selecting a Gateway from the Gateways associated with the Gateway domain name chosen, and determining the IP

25 address of the Gateway selected. The Gateway domain name may be chosen by reference to an area code portion and/or an exchange portion of the telephone number of the recipient. The Gatekeeper may be queried periodically for the data. The lookup table may be maintained at the facsimile mail server or at the Gatekeeper. The facsimile document may be forwarded over a conventional

30 telephone network. The electronic mail message may be generated in a computer. The electronic mail message may be forwarded from the computer to a mail server and then from the mail server over an IP network to the facsimile mail server. The facsimile document may be formatted in a format suitable for its

- 8 -

transmission as an attachment to an electronic mail message such as as a TIF attachment.

In accordance with the principles of the invention, there is further
5 disclosed a method for facilitating the transmission of a facsimile document to a recipient. The method comprises: defining a Gateway domain name for one or more Zones in an H 323 network, each Zone comprising a set of one or more Gateways; obtaining, from a Gatekeeper associated with the H 323 network, utilization data concerning one or more Gateways in one or more of the Zones;
10 and generating a lookup table comprising a Gateway domain name for one or more of the Zones, the utilization data with respect to one or more of the Gateways in the Zones obtained from the Gatekeeper, and an IP address for one or more of the Gateways in the Zones.

15 The facsimile document may be formatted in a format suitable for its transmission as an attachment to an electronic mail message, such as as a TIF attachment. The utilization data may be obtained by querying the Gatekeeper periodically for the data. The Gatekeeper may be queried every minute. The lookup table may be maintained at a facsimile mail server or at the Gatekeeper.

20

The method disclosed may further comprise: determining, by reference to a telephone number of the recipient in an electronic mail message address, a Gateway domain name associated with a Zone from which the facsimile document will be transmitted over a conventional telephone network to the
25 recipient; and selecting from the lookup table an IP address of a Gateway, from among the set of Gateways in the Zone associated with the Gateway domain name determined, whose utilization is lowest.

The Gateway domain name associated with the Zone from which the
30 facsimile document will be transmitted over the conventional telephone network to the recipient may be determined by reference to an area code portion of the telephone number of the recipient and/or an exchange portion of the telephone number of the recipient.

In accordance with the principles of the invention, there are further disclosed systems for carrying out the above-described steps.

5

Brief Description Of Drawings

The above-mentioned and other features of the invention will now become apparent by reference to the following description taken in connection with the accompanying drawings in which:

10 Figure 1 is an illustration of a prior art method for the transmission of a telephone call over a VOIP network utilizing the H 323 protocol.

Figure 2 is an illustration of a prior art structure of an H 323 Gatekeeper lookup table.

15 Figure 3 is a flow chart illustrating a prior art method for the transmission of a telephone call over a VOIP network utilizing the H 323 protocol.

Figure 4 is an illustration of a prior art H 323 Gatekeeper lookup table for a simple example of a two-zone network where each zone has one Gateway.

20 Figure 5 is an illustration of a prior art H 323 Gatekeeper lookup table for a more complicated example where there are three zones, each zone has multiple Gateways, and the table includes utilization data for the Gateways.

Figure 6 is an illustration of a prior art method for the transmission of electronic mail over an IP network.

25 Figure 7 is an illustration of a prior art DNS server lookup table containing MX records for a simple example where there are three mail servers and each has a single IP address.

Figure 8 is an illustration of a prior art DNS server lookup table containing MX records for a more complicated example where there are three mail servers, each has multiple IP addresses, and the table includes utilization data for the IP addresses.

30 Figure 9 is an illustration of the transmission of a facsimile document from its origination in a computer to a facsimile mail server.

Figure 10 is an illustration of the transmission of a facsimile document from a facsimile mail server to a recipient.

Figure 11 is an illustration of a lookup table maintained by a facsimile mail server to determine Gateway domain names.

Figure 12 is an illustration of three embodiments of the invention.

Figure 13 is an illustration of a Gatekeeper lookup table under the H 323
5 protocol.

Figure 14 is an illustration of a lookup table maintained at a facsimile mail server, in one embodiment of the invention, containing data with respect to the IP address and utilization of each Gateway associated with each Gateway domain name.
10

Detailed Description

The embodiments of the invention herein described permit the efficient use of VOIP Gateways to transmit facsimiles which utilize a T 37 protocol.
15

According to the T 37 protocol for transmitting a facsimile message or document over an IP network, the address of a recipient of a facsimile may be specified by, for example, "1112223333@faxservername.xxx". Digits preceding an "@" sign ("1112223333" in this example) may be treated as a conventional
20 telephone number of the facsimile recipient, while text which follows the "@" sign ("faxservername.xxx" in this example) may be considered to be a name of a facsimile mail server. (Of course, it will be recognized by one of ordinary skill in the art that the recipient telephone number and facsimile mail server may be specified in other formats or that different conventions may be employed to
25 designate where in the address the recipient telephone number and facsimile mail server name are presented without departing from the principles of the invention.)

As illustrated in Figures 9 and 10, a process applying the principles of the
30 invention to use the T 37 protocol for sending a facsimile message over an IP network may be considered to comprise two parts: (1) sending the facsimile message or document to a facsimile mail server (Figure 9); and (2) sending the message from the facsimile mail server to the recipient (Figure 10). According to

- 11 -

the principles of the invention, an initial portion of the process 910, sending the message to the facsimile mail server, is illustrated in Figure 9. It begins when a sender, wishing to send a facsimile communication to a recipient's facsimile machine, or other device capable of receiving facsimile documents, whose
5 telephone number is "1112223333", sends the facsimile communication as an attachment (such as a TIF attachment) to an E-mail message, where the E-mail message is addressed to "1112223333@faxservername.xxx". That communication may be sent by the sender's computer (or other device) 920 over a connection 925 to his own mail server 930, which then may send an inquiry 935 to a DNS
10 server 945 to provide it with an IP address for the facsimile mail server "faxservername.xxx" 950. (Alternatively, the mail server may obtain the IP address of the facsimile mail server by other means; for example, it may be provided by the sender in or in association with the message to which is attached the facsimile document.) The sender's mail server 930 then may forward the
15 facsimile communication over the IP network 940 to the IP address which represents "faxservername.xxx" 950.

The facsimile mail server "faxservername.xxx" 950 is responsible for handling facsimile traffic in the IP network 940. As illustrated in Figure 10, when
20 the facsimile mail server 950 gets a facsimile message over the IP network 940, by the process of the invention described above, its task may be to select a VOIP Outbound Gateway 965 to which the facsimile message should be forwarded over the IP network 940, for ultimate delivery over a conventional telephone network 970 to the recipient's facsimile machine or other device capable of receiving
25 facsimile documents 975, and then to forward the facsimile message over the IP network 940 to the VOIP Outbound Gateway 965. selected. (It will be understood by those of ordinary skill in the art that in place of delivering the facsimile message entirely over a conventional land-line telephone network, the message may be delivered through the use of a cellular or other telephone
30 connection over a wireless network. Hereafter, references to conventional telephone networks will be understood to encompass cellular or other wireless systems.)

Advantages of the embodiments of the invention disclosed herein include permitting a facsimile mail server to select an Outbound Gateway based upon the utilization of Gateways.

5 Previously, an IP address of an Outbound Gateway to be utilized as a “drop off point” for the facsimile message could be chosen by means of a static lookup table maintained, for example, at the facsimile mail server and/or in a conventional DNS server of which inquiry might be made. Thus, previously, the facsimile mail server might first determine a domain name associated with a
10 Gateway through which the facsimile message might be forwarded to a conventional telephone network, and then might determine an IP address for a Gateway in an H 323 Zone associated with the Gateway domain name by calling upon a DNS server which associated Gateway domain names (such as “213.Sigma.net”) with Gateway IP addresses in a static manner. (For example,
15 “213.Sigma.net” might be associated with a Gateway IP address “4.5.6.7”.)

However, it may be more efficient if a choice of a particular Gateway to be used at any given time is based in part on loads on Gateways. This is because, if a Gateway is busy, the time for delivery of a message may increase, and the risk of
20 error or nondelivery may increase as well.

The principles of the invention permit a dynamic allocation of Gateways to be made, whereby a choice of a Gateway for a particular facsimile message may be based upon loads on different Gateways at a time a particular facsimile
25 message is to be delivered, as well as upon a distance between Gateways and the recipient.

Figure 12 illustrates various embodiments by which Gateways may be allocated. In one embodiment 1190, a lookup table comprising utilization data
30 may be implemented in association with a facsimile mail server, in another 1110 the lookup table may be implemented in association with a Gatekeeper which a facsimile mail server queries, and in yet another 1140 the lookup table may be implemented in association with a separate device. In the second and third

implementations 1110, 1140, a single lookup table incorporating the principles of the invention may service multiple facsimile mail servers.

5 According to embodiments of the invention, a Gateway may be chosen in a dynamic manner which utilizes H 323 Gatekeeper information about loads upon various Gateways in a relevant H 323 Zone. Referring to Figure 12, the method 1190 of carrying out the invention in which the lookup table is implemented in association with the facsimile mail server 1198 will now be described.

10 According to this embodiment of the invention 1190, the process for sending a facsimile message which employs the T 37 protocol over the VOIP network utilizing the H 323 protocol may continue after the facsimile message has been transmitted to the facsimile mail server as shown in Figure 12.

15 The process may continue by the facsimile mail server 1198 determining a Gateway domain name (such as "213.Sigma.net") associated with a Zone from which a facsimile message may be forwarded from the IP network to a conventional telephone network. The facsimile mail server may do so by reference to a look up table 1210, as illustrated in Figure 11, which it maintains or
20 to which it has access. For example, Figure 11 illustrates a situation where there are three Zones 1220 and thus three Gateway domain names 1230, each one corresponding to an area code. The look up table 1210 might associate a Zone 1220 consisting of an area code "213" with a Gateway domain name 1230 such as "213.Sigma.net". When a facsimile message reaches the facsimile mail server
25 1198 as illustrated in Figure 12, that server may determine a Zone by reference to an area code (or area code/exchange combination or telephone number) from an address of the E-mail using the T 37 protocol, may look up the zone for the area code (or area code/exchange combination or telephone number) in its look up table, and may determine a domain name of Gateways associated with the zone.

30

Once the Gateway domain name has been determined, the next task according to the principles of the invention is determining an IP address for a Gateway associated with the Gateway domain name which is to be used to

- 14 -

forward the facsimile message into the conventional telephone network. In Figure 12, the process 1190 proceeds according to the principles of the invention by the facsimile mail server 1198 looking up the Gateway domain name determined in a table maintained in association with the facsimile mail server
5 and constructed according to the invention, not in a static table. There then may be determined from that table an IP address of a Gateway currently selected by the principles of the invention to be used as the Gateway for a facsimile message directed to a recipient in the Zone associated with that Gateway domain name. The facsimile mail server then may forward the facsimile message over the IP
10 network 740 to the selected Gateway 765, where it may be converted to a facsimile suitable for transmission over a conventional telephone network and forwarded over a conventional telephone network 770 to the recipient's facsimile machine or other device capable of receiving facsimile documents 775.

15 According to an embodiment of the invention, the look up table associating Gateway domain names with Gateway IP addresses may be constructed and utilized as follows. A unique Gateway domain name may be defined for each H 323 Zone. (For example, in conformity with the illustrative example set forth in Figure 11, a Gateway name "213.Sigma.net" may be defined
20 for H 323 Zone 213, a name "617.Sigma.net" may be defined for H 323 Zone 617, and a name "919.Sigma.net" may be defined for H 323 Zone 919.) From time to time, the H 323 Gatekeeper 1150 as shown in Figure 12 may be queried 1195 for information about Gateways 765, 766, 767. (For example, this may be done every minute.)

25 Figure 13 illustrates an example wherein when a query 1195 to the Gatekeeper 1150 takes place the Gatekeeper lookup table 1400 has the following information for the H 323 Zone "213": Gateway "GW LA 1" has a utilization of 80, Gateway "GW LA 2" has a utilization of 90, Gateway "GW LA 3" has a utilization
30 of 10, and Gateway "GW LA 4" has a utilization of 30. At the same time, similar utilization information for Gateways in 617 and 919 Zones is being maintained in the H 323 Zone lookup table 1400. (Of course, in actual practice Gateways may

- 15 -

be identified according to the IP protocol in the form "a.b.c.d", not by alphanumeric names such as "GW LA 1".)

Under the example illustrated in Figure 12, and referring to the lookup
5 table 1400 in Figure 13, when the query 1195 to the Gatekeeper 1150 takes place
there may be returned from the Gatekeeper 1150, for every H 323 Zone,
utilization data 1430 with respect to every Gateway 1420 for the Zone 1410, and
accordingly the facsimile mail server may construct a lookup table 1500 as
illustrated in Figure 14. The lookup table 1500 constructed may contain, for the
10 zone associated with the Gateway domain name "213.Sigma.net" four entries,
corresponding to the four H 323 Gateways in the 213 Zone: LA 1, LA 2, LA 3, and
LA 4. In this illustrative example, the entries 1520 are identified as
"LA1.Sigma.net", "LA2.Sigma.net", "LA3.Sigma.net", and "LA4.Sigma.net". Each
entry 1520 may have associated with it corresponding utilization data 1530 for an
15 equivalent H 323 Gateway: 80, 90, 10 and 40, respectively, in the example from
Figure 13. (Again, of course, in actual practice Gateways may be identified
according to the IP protocol in the form "a.b.c.d", not by alphanumeric names
such as "LA1.Sigma.net".)

20 According to an embodiment of the invention, then, and referring to
Figure 12, when a facsimile message reaches the facsimile mail server 1198, the
process may proceed as follows. The facsimile mail server 1198 may determine
from an area code (or area code/exchange combination or full telephone number)
portion of an address associated with the facsimile message an appropriate
25 Gateway domain name (corresponding to an H 323 Zone in which a recipient
falls). A lookup table as illustrated in Figure 14 constructed according to the
principles of the invention may then be queried, and an actual Gateway address,
associated with the Gateway domain name, which has a lowest utilization at the
time may then be chosen. According to the invention, the facsimile message may
30 then be forwarded to the IP address associated with the Gateway chosen 765,
where it may be converted to a format appropriate for transmittal over a
conventional telephone network 770, and forwarded to the recipient's facsimile

- 16 -

machine or other device capable of receiving facsimile documents 775 over a conventional telephone network 770.

This example has illustrated the working of the invention in a case where it is implemented by maintaining the lookup table in association with the facsimile mail server itself. It will be understood however that the invention can equally be implemented in an embodiment 1110 (see Figure 12) wherein the table of Figure 14 is maintained in association with the Gatekeeper 1120. In that circumstance, the Gatekeeper 1120 may construct the lookup table containing utilization (priority) data for each Gateway address associated with each Gateway domain name, and when the facsimile server 750 inquires of it for the Gateway address to which to forward a facsimile with a telephone number associated with Gateway domain name "213.Sigma.net" the Gatekeeper may look in the lookup table (see Figure 14) and choose the Gateway address associated with that Gateway domain name that has the lowest usage (in this example, Gateway address "LA3.Sigma.net").

The invention also can be implemented in an embodiment 1140 (see Figure 12) wherein the invention's lookup table associating Gateway domain names, Gateway addresses, and utilization (priority) information (see Figure 14) is maintained in association with an entity 1160 independent of both the facsimile mail server 750 and the Gatekeeper 1150. In this embodiment 1140, the entity 1160 maintaining the lookup table periodically may inquire of the Gatekeeper 1150 in order to obtain the necessary utilization data, and when the facsimile mail server 750 needs to forward a facsimile message it in turn may inquire of that entity 1160 to obtain the Gateway address of the Gateway 765 associated with the appropriate Gateway domain name which has the lowest utilization.

WHAT IS CLAIMED IS:

1. A method for sending a facsimile document to a recipient, comprising:
 - a. generating an electronic mail message to which the facsimile document is attached, the message having associated therewith an address containing a telephone number of the recipient to which the facsimile document is to be transmitted, and a domain name of a facsimile mail server;
 - b. forwarding the electronic mail message to the facsimile mail server;
 - c. determining an IP address of a Gateway whose utilization is lowest to which the electronic mail message is to be forwarded from the facsimile mail server;
 - d. forwarding the electronic mail message to the IP address of the Gateway selected; and
 - e. forwarding the facsimile document from the Gateway selected to the recipient.
2. The method of claim 1, wherein the step of determining the IP address includes selecting the IP address from a lookup table having utilization data with respect to one or more Gateways in one or more Zones in an H 323 network, which utilization data is obtained from a Gatekeeper associated with the H 323 network.
3. The method of claim 2, wherein, in the step of determining the IP address, the lookup table further comprises a Gateway domain name associated with one or more Gateways in one or more Zones in the H 323 network, and an IP address for one or more of the Gateways in one or more of the Zones.
4. The method of claim 3, wherein the step of determining the IP address further comprises:
 - a. choosing a Gateway domain name by reference to the telephone number of the recipient in the electronic mail message address;

- 18 -

- b. selecting the Gateway whose utilization is lowest from among the Gateways associated with the Gateway domain name chosen; and
- c. determining the IP address of the Gateway selected.

- 5 5. The method of claim 4, wherein the step of choosing the Gateway domain name includes doing so by reference to an area code portion of the telephone number of the recipient.
- 10 6. The method of claim 4, wherein the step of choosing the Gateway domain name includes doing so by reference to an area code portion of the telephone number of the recipient for some area codes, and to a combination of an area code portion and an exchange portion of the telephone number of the recipient for other area codes.
- 15 7. The method of claim 4, wherein the step of choosing the Gateway domain name includes doing so by reference to an area code portion and an exchange portion of the telephone number of the recipient.
- 20 8. The method of claim 2, wherein the step of obtaining the utilization data includes querying the Gatekeeper periodically for the data.
- 25 9. The method of claim 2, wherein the step of determining the IP address includes selecting the IP address from the lookup table maintained at the facsimile mail server.
- 30 10. The method of claim 2, wherein the step of determining the IP address includes selecting the IP address from the lookup table maintained at the Gatekeeper.
- 30 11. The method of claim 1, wherein the step of forwarding the facsimile document includes forwarding the document over a conventional telephone network.

- 19 -

12. The method of claim 1, wherein the step of generating the electronic mail message includes generating the message in a computer.
- 5 13. The method of claim 12, wherein the step of forwarding the electronic mail message to the facsimile mail server includes forwarding the message from the computer to a mail server and then from the mail server over an IP network to the facsimile mail server.
- 10 14. The method of claim 1, further comprising formatting the facsimile document in a format suitable for its transmission as an attachment to an electronic mail message.
- 15 15. The method of claim 14, wherein the step of formatting includes formatting the facsimile document as a TIF attachment.
16. A method for facilitating the transmission of a facsimile document to a recipient, comprising:
- 20 a. defining a Gateway domain name for one or more Zones in an H 323 network, each Zone comprising a set of one or more Gateways;
- b. obtaining, from a Gatekeeper associated with the H 323 network, utilization data concerning one or more Gateways in one or more of the Zones; and
- 25 c. generating a lookup table comprising a Gateway domain name for one or more of the Zones, the utilization data with respect to one or more of the Gateways in the Zones obtained from the Gatekeeper, and an IP address for one or more of the Gateways in the Zones.
- 30 17. The method of claim 16, further comprising formatting the facsimile document in a format suitable for its transmission as an attachment to an electronic mail message.
18. The method of claim 17, wherein the step of formatting includes formatting the facsimile document as a TIF attachment.

19. The method of claim 16, wherein the step of obtaining the utilization data includes querying the Gatekeeper periodically for the data.
- 5 20. The method of claim 19, wherein the step of querying the Gatekeeper includes doing so every minute.
21. The method of claim 16, wherein the lookup table is maintained at a facsimile mail server.
- 10 22. The method of claim 16, wherein the lookup table is maintained at the Gatekeeper.
23. The method of claim 16, further comprising:
- 15 a. determining, by reference to a telephone number of the recipient in an electronic mail message address, a Gateway domain name associated with a Zone from which the facsimile document will be transmitted over a conventional telephone network to the recipient; and
- 20 b. selecting from the lookup table an IP address of a Gateway, from among the set of Gateways in the Zone associated with the Gateway domain name determined, whose utilization is lowest.
24. The method of claim 23, wherein the step of determining the Gateway domain name associated with the Zone from which the facsimile document will be transmitted over the conventional telephone network to the recipient includes determining the name by reference to an area code portion of the telephone number of the recipient.
- 25 25. The method of claim 23, wherein the step of determining the Gateway domain name associated with the Zone from which the facsimile document will be transmitted over the conventional telephone network to the recipient includes determining the name by reference to an area code portion of the telephone number of the recipient for some area
- 30

codes, and to a combination of an area code portion and an exchange portion of the telephone number of the recipient for other area codes.

- 5 26. The method of claim 23, wherein the step of determining the Gateway domain name associated with the Zone from which the facsimile document will be transmitted over the conventional telephone network to the recipient includes determining the name by reference to an area code portion and an exchange portion of the telephone number of the recipient.
- 10 27. A method for sending a facsimile document to a recipient, comprising:
- 15 a. defining, for each of a plurality of Zones in an H 323 network, a domain name to be associated with a set of one or more Gateways in the Zone;
- b. making inquiry on a periodic basis of a Gatekeeper associated with the H 323 network;
- c. obtaining from the Gatekeeper utilization data with respect to one or more of the Gateways in one or more of the Zones;
- 20 d. creating a lookup table comprising, for each of the Zones, the Gateway domain name defined for association with the set of Gateways therein, an IP address for each of the Gateways therein, and the utilization data with respect to the Gateways therein obtained from the Gatekeeper;
- e. formatting the facsimile document in a format suitable for its transmission as an attachment to an electronic mail message;
- 25 f. creating an electronic mail message for transmission from the computer to a mail server, with the electronic mail message having associated with it an address containing a telephone number of the recipient to which the facsimile document is to be transmitted, and a domain name of a facsimile mail server;
- 30 g. making the facsimile document an attachment to the electronic mail message;

- 22 -

- h. sending the electronic mail message from the computer to the mail server;
 - i. determining an IP address of the facsimile mail server whose domain name is contained in the electronic mail message address;
 - 5 j. forwarding the electronic mail message over an IP network to the facsimile mail server;
 - k. determining, by reference to the telephone number of the recipient in the electronic mail message address, a Gateway domain name associated with a set of Gateways in a Zone from which the
10 facsimile document will be transmitted over a conventional telephone network to a telephone of the recipient;
 - l. selecting from the lookup table an IP address of a Gateway whose utilization is lowest which is associated with the Gateway domain name determined;
 - 15 m. forwarding the electronic mail message over the H 323 network to the IP address of the Gateway selected; and
 - n. forwarding the facsimile document over the conventional telephone network from the Gateway selected to the telephone of the recipient.
- 20
28. A system for sending a facsimile document to a recipient, comprising:
- a. means for generating an electronic mail message to which the facsimile document is attached, the message having associated therewith an address containing a telephone number of the
25 recipient to which the facsimile document is to be transmitted, and a domain name of a facsimile mail server;
 - b. means for forwarding the electronic mail message to the facsimile mail server;
 - c. means for determining an IP address of a Gateway whose utilization
30 is lowest to which the electronic mail message is to be forwarded from the facsimile mail server;
 - d. means for forwarding the electronic mail message to the IP address of the Gateway selected; and

- 23 -

e. means for forwarding the facsimile document from the Gateway selected to the recipient.

- 5 29. The system of claim 28, wherein the means for determining the IP address includes means for selecting the IP address from a lookup table having utilization data with respect to one or more Gateways in one or more Zones in an H 323 network, which utilization data is obtained from a Gatekeeper associated with the H 323 network.
- 10 30. The system of claim 29, wherein the lookup table further comprises a Gateway domain name associated with one or more Gateways in one or more Zones in the H 323 network, and an IP address for one or more of the Gateways in one or more of the Zones.
- 15 31. The system of claim 30, wherein the means for determining the IP address further comprises:
- a. means for choosing a Gateway domain name by reference to the telephone number of the recipient in the electronic mail message address;
- 20 b. means for selecting the Gateway whose utilization is lowest from among the Gateways associated with the Gateway domain name chosen; and
- c. means for determining the IP address of the Gateway selected.
- 25 32. The system of claim 31, wherein the means for choosing the Gateway domain name includes means for doing so by reference to an area code portion of the telephone number of the recipient.
- 30 33. The system of claim 31, wherein the means for choosing the Gateway domain name includes means for doing so by reference to an area code portion of the telephone number of the recipient for some area codes, and to a combination of an area code portion and an exchange portion of the telephone number of the recipient for other area codes.

- 24 -

- 5 34. The system of claim 31, wherein the means for choosing the Gateway domain name includes means for doing so by reference to an area code portion and an exchange portion of the telephone number of the recipient.
35. The system of claim 29, wherein the means for obtaining the utilization data includes means for querying the Gatekeeper periodically for the data.
- 10 36. The system of claim 29, wherein the means for determining the IP address includes means for selecting the IP address from the lookup table maintained at the facsimile mail server.
- 15 37. The system of claim 29, wherein the means for determining the IP address includes means for selecting the IP address from the lookup table maintained at the Gatekeeper.
- 20 38. The system of claim 28, wherein the means for forwarding the facsimile document includes means for forwarding the document over a conventional telephone network.
- 25 39. The system of claim 28, wherein the means for generating the electronic mail message includes means for generating the message in a computer.
- 30 40. The system of claim 39, wherein the means for forwarding the electronic mail message to the facsimile mail server includes means for forwarding the message from the computer to a mail server and then from the mail server over an IP network to the facsimile mail server.

- 25 -

41. The system of claim 28, further comprising means for formatting the facsimile document in a format suitable for its transmission as an attachment to an electronic mail message.
- 5 42. The system of claim 41, wherein the means for formatting includes means for formatting the facsimile document as a TIF attachment.
43. A system for facilitating the transmission of a facsimile document to a recipient, comprising:
- 10 a. means for defining a Gateway domain name for one or more Zones in an H 323 network, each Zone comprising a set of one or more Gateways;
- b. means for obtaining, from a Gatekeeper associated with the H 323 network, utilization data concerning one or more Gateways in one or more of the Zones; and
- 15 c. means for generating a lookup table comprising a Gateway domain name for one or more of the Zones, the utilization data with respect to one or more of the Gateways in the Zones obtained from the Gatekeeper, and an IP address for one or more of the Gateways in the Zones.
- 20 44. The system of claim 43, further comprising means for formatting the facsimile document in a format suitable for its transmission as an attachment to an electronic mail message.
- 25 45. The system of claim 44, wherein the means for formatting includes means for formatting the facsimile document as a TIF attachment.
- 30 46. The system of claim 43, wherein the means for obtaining the utilization data includes means for querying the Gatekeeper periodically for the data.

- 26 -

47. The system of claim 46, wherein the means for querying the Gatekeeper includes means for doing so every minute.
- 5 48. The system of claim 43, wherein the lookup table is maintained at a facsimile mail server.
49. The system of claim 43, wherein the lookup table is maintained at the Gatekeeper.
- 10 50. The system of claim 43, further comprising:
- a. means for determining, by reference to a telephone number of the recipient in an electronic mail message address, a Gateway domain name associated with a Zone from which the facsimile document will be transmitted over a conventional telephone network to the recipient; and
 - 15 b. means for selecting from the lookup table an IP address of a Gateway, from among the set of Gateways in the Zone associated with the Gateway domain name determined, whose utilization is lowest.
- 20 51. The system of claim 50, wherein the means for determining the Gateway domain name associated with the Zone from which the facsimile document will be transmitted over the conventional telephone network to the recipient includes means for determining the name by reference to an area code portion of the telephone number of the recipient.
- 25 52. The system of claim 50, wherein the means for determining the Gateway domain name associated with the Zone from which the facsimile document will be transmitted over the conventional telephone network to the recipient includes means for determining the name by reference to an area code portion of the telephone number of the recipient for some area codes, and to a combination of an area code
- 30

- 27 -

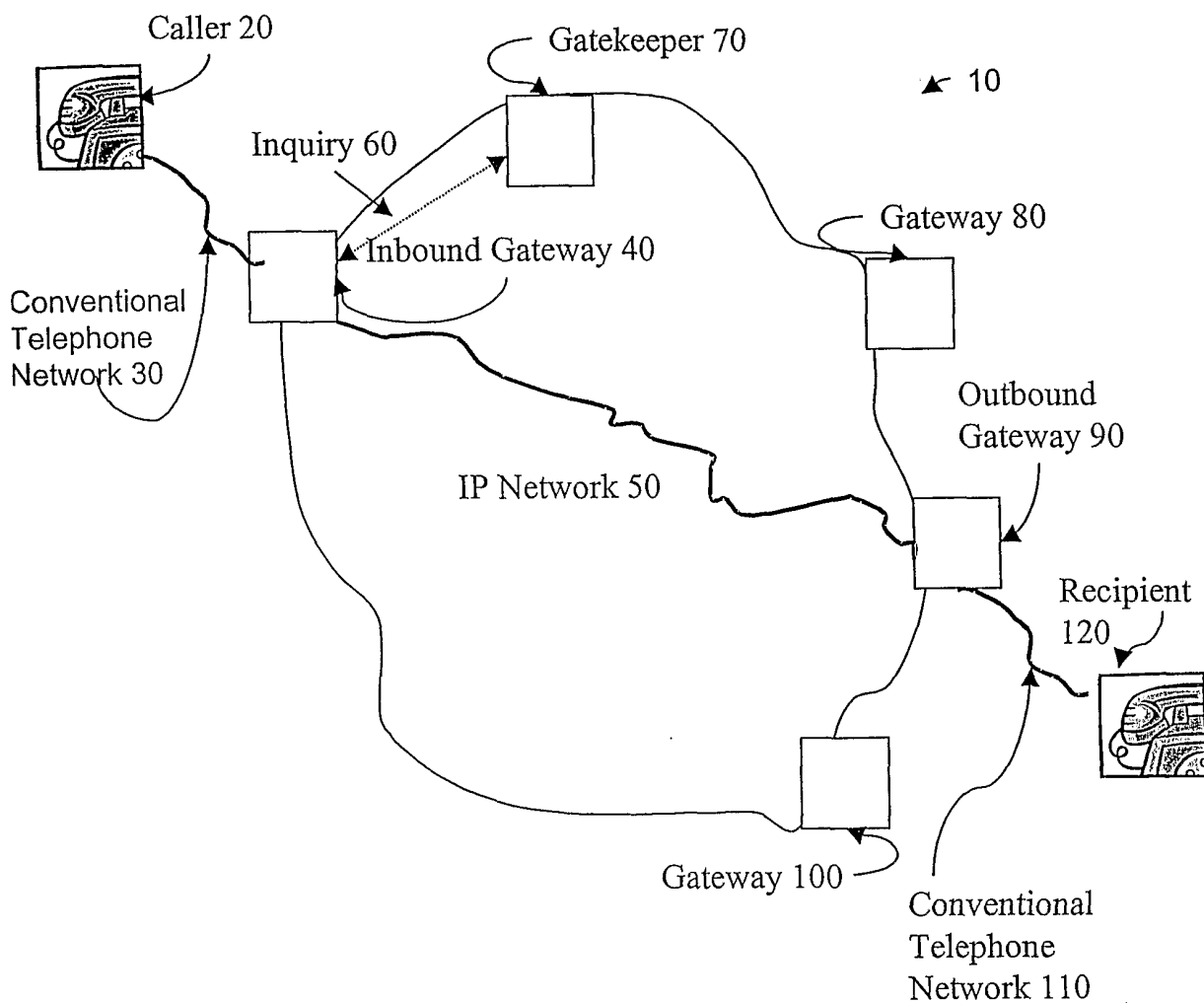
portion and an exchange portion of the telephone number of the recipient for other area codes.

53. The system of claim 50, wherein the means for determining the Gateway domain name associated with the Zone from which the facsimile document will be transmitted over the conventional telephone network to the recipient includes means for determining the name by reference to an area code portion and an exchange portion of the telephone number of the recipient.
54. A system for sending a facsimile document to a recipient, comprising:
- a. means for defining, for each of a plurality of Zones in an H 323 network, a domain name to be associated with a set of one or more Gateways in the Zone;
 - b. means for making inquiry on a periodic basis of a Gatekeeper associated with the H 323 network;
 - c. means for obtaining from the Gatekeeper utilization data with respect to one or more of the Gateways in one or more of the Zones;
 - d. means for creating a lookup table comprising, for each of the Zones, the Gateway domain name defined for association with the set of Gateways therein, an IP address for each of the Gateways therein, and the utilization data with respect to the Gateways therein obtained from the Gatekeeper;
 - e. means for formatting the facsimile document in a format suitable for its transmission as an attachment to an electronic mail message;
 - f. means for creating an electronic mail message for transmission from the computer to a mail server, with the electronic mail message having associated with it an address containing a telephone number of the recipient to which the facsimile document is to be transmitted, and a domain name of a facsimile mail server;
 - g. means for making the facsimile document an attachment to the electronic mail message;

- 28 -

- h. means for sending the electronic mail message from the computer to the mail server;
- i. means for determining an IP address of the facsimile mail server whose domain name is contained in the electronic mail message address;
5
- j. means for forwarding the electronic mail message over an IP network to the facsimile mail server;
- k. means for determining, by reference to the telephone number of the recipient in the electronic mail message address, a Gateway domain name associated with a set of Gateways in a Zone from which the facsimile document will be transmitted over a conventional telephone network to a telephone of the recipient;
10
- l. means for selecting from the lookup table an IP address of a Gateway whose utilization is lowest which is associated with the Gateway domain name determined;
15
- m. means for forwarding the electronic mail message over the H 323 network to the IP address of the Gateway selected; and
- n. means for forwarding the facsimile document over the conventional telephone network from the Gateway selected to the telephone of the recipient.
20

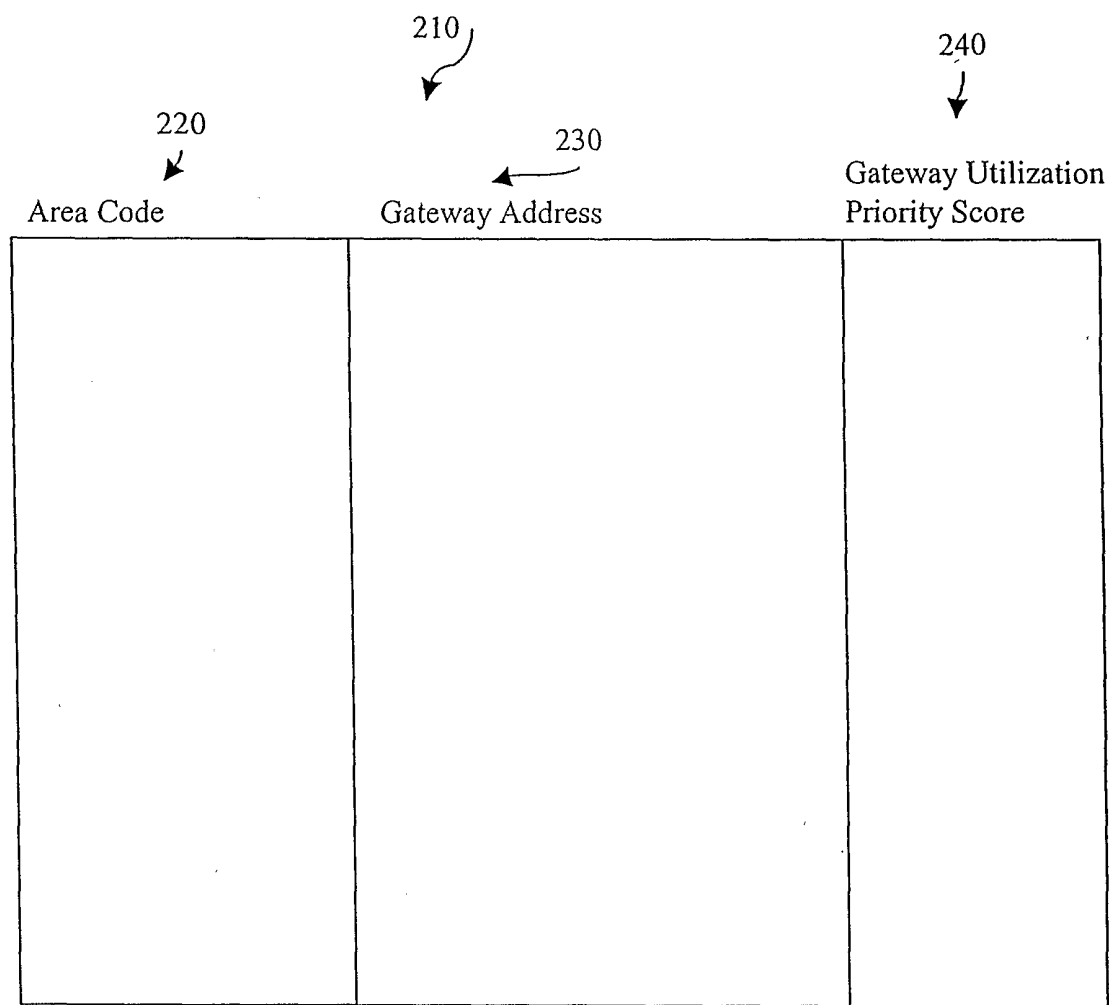
1/14



Prior Art

Figure 1

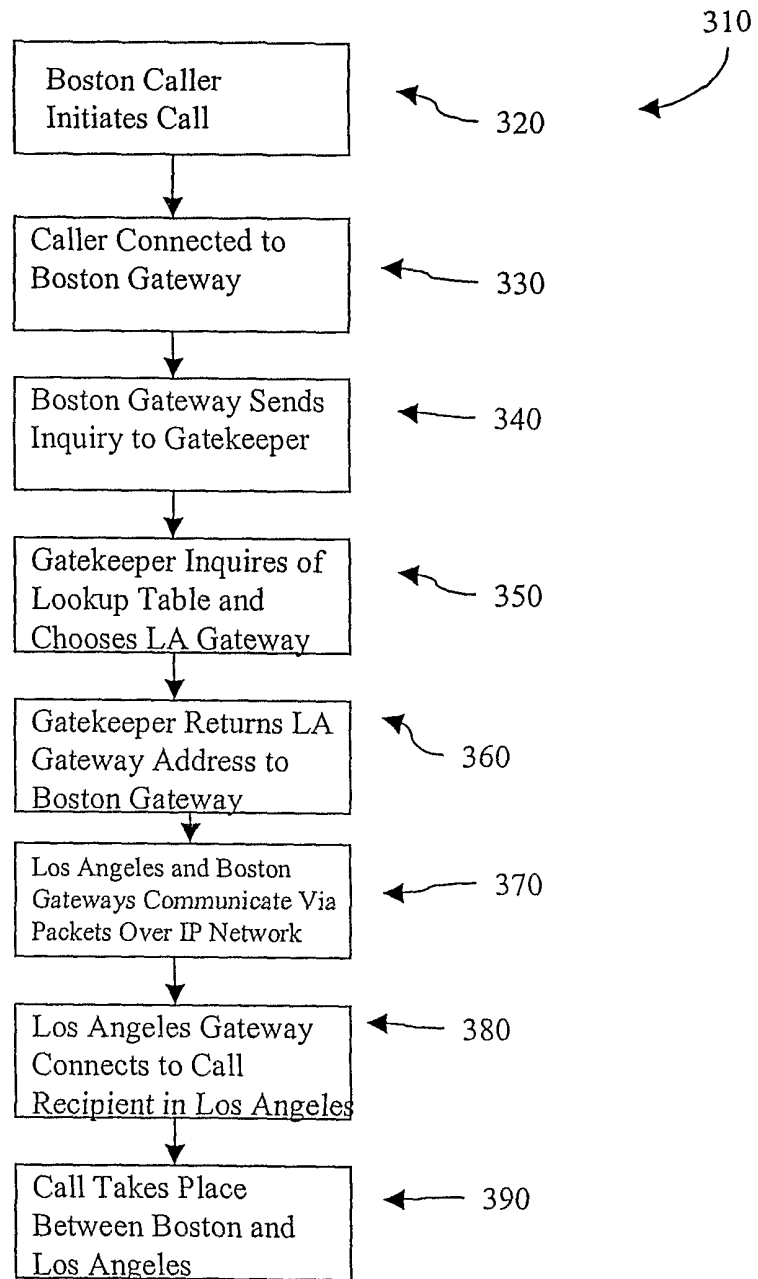
2/14



Prior Art

Figure 2

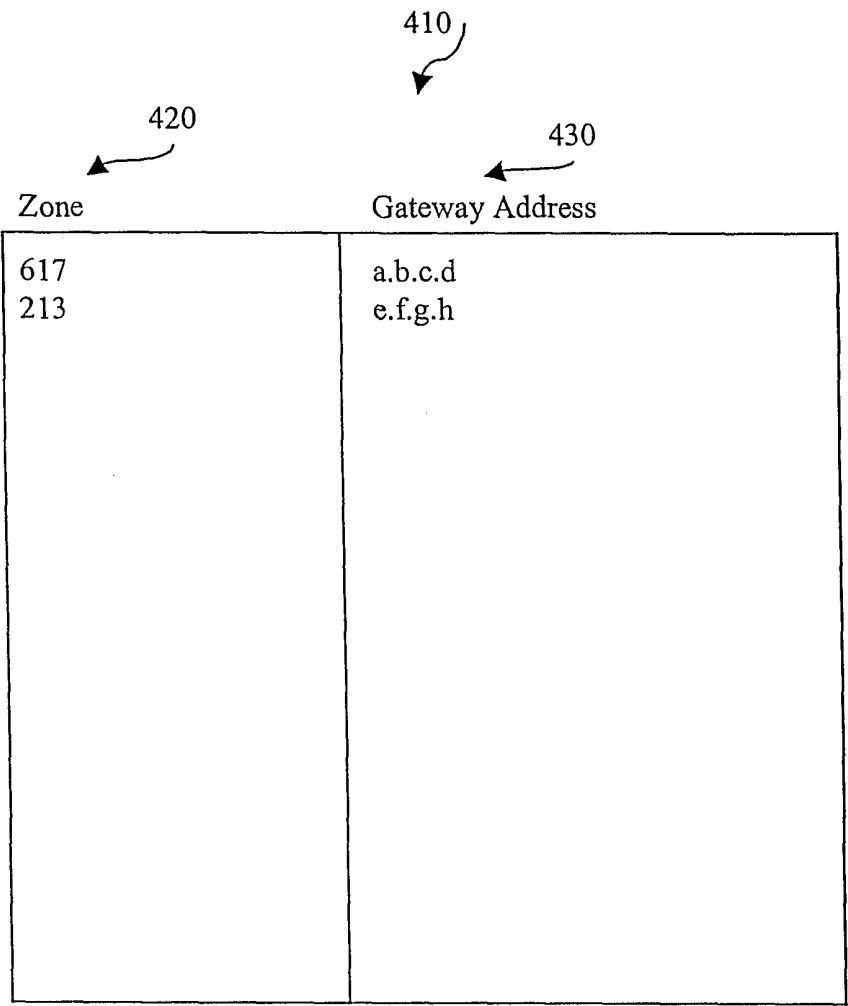
3/14



Prior Art

Figure 3

4/14



Prior Art

Figure 4

5/14

510

520

530

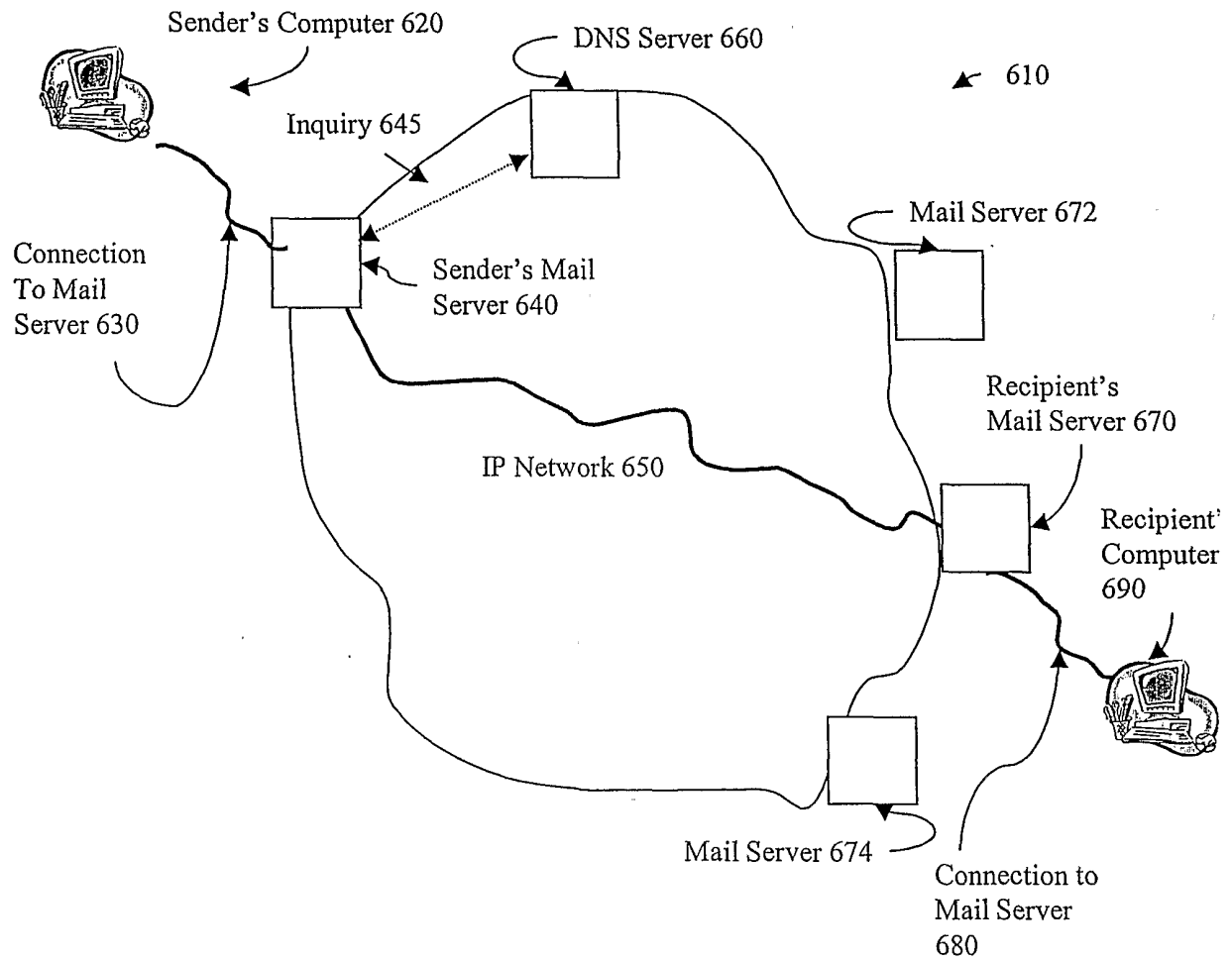
540

Zone	Gateway Address	Gateway Utilization Priority Score
617	a1.b1.c1.d1	100
617	a2.b2.c2.d2	90
617	a3.b3.c3.d3	10
617	a4.b4.c4.d4	60
919	i1.j1.k1.l1	80
919	i2.j2.k2.l2	20
919	i3.j3.k3.l3	50
919	i4.j4.k4.l4	75
213	e1.f1.g1.h1	80
213	e2.f2.g2.h2	90
213	e3.f3.g3.h3	10
213	e4.f4.g4.h4	30

Prior Art

Figure 5

6/14



Prior Art

Figure 6

710

720

730

Domain Name	Mail Server IP Address
alpha.net	n.o.p.q
beta.net	r.s.t.u
gamma.net	v.w.x.y

Prior Art

Figure 7

8/14

820 Domain Name	810 830 Mail Server IP Address	840 Mail Server Utilization Priority Score
alpha.net alpha.net alpha.net alpha.net	n1.o1.p1.q1 n2.o2.p2.q2 n3.o3.p3.q3 n4.o4.p4.q4	100 90 10 60
beta.net beta.net beta.net beta.net	r1.s1.t1.u1 r2.s2.t2.u2 r3.s3.t3.u3 r4.s4.t4.u4	80 20 50 75
gamma.net gamma.net gamma.net gamma.net	v1.w1.x1.y1 v2.w2.x2.y2 v3.w3.x3.y3 v4.w4.x4.y4	80 90 10 30

Prior Art

Figure 8

9/14

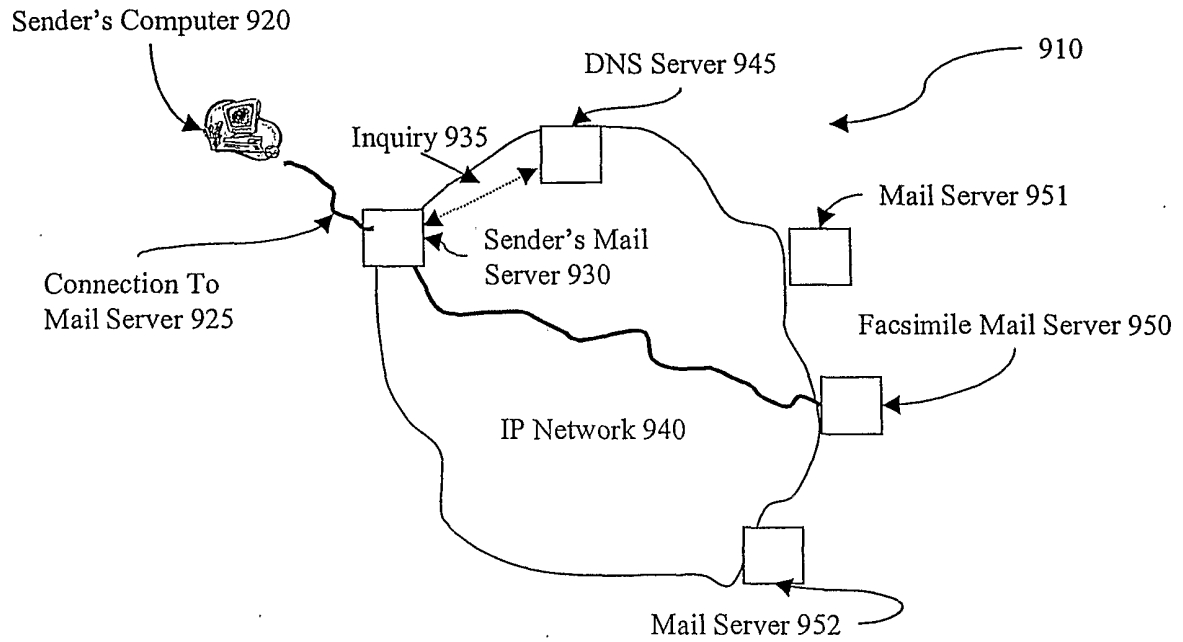


Figure 9

10/14

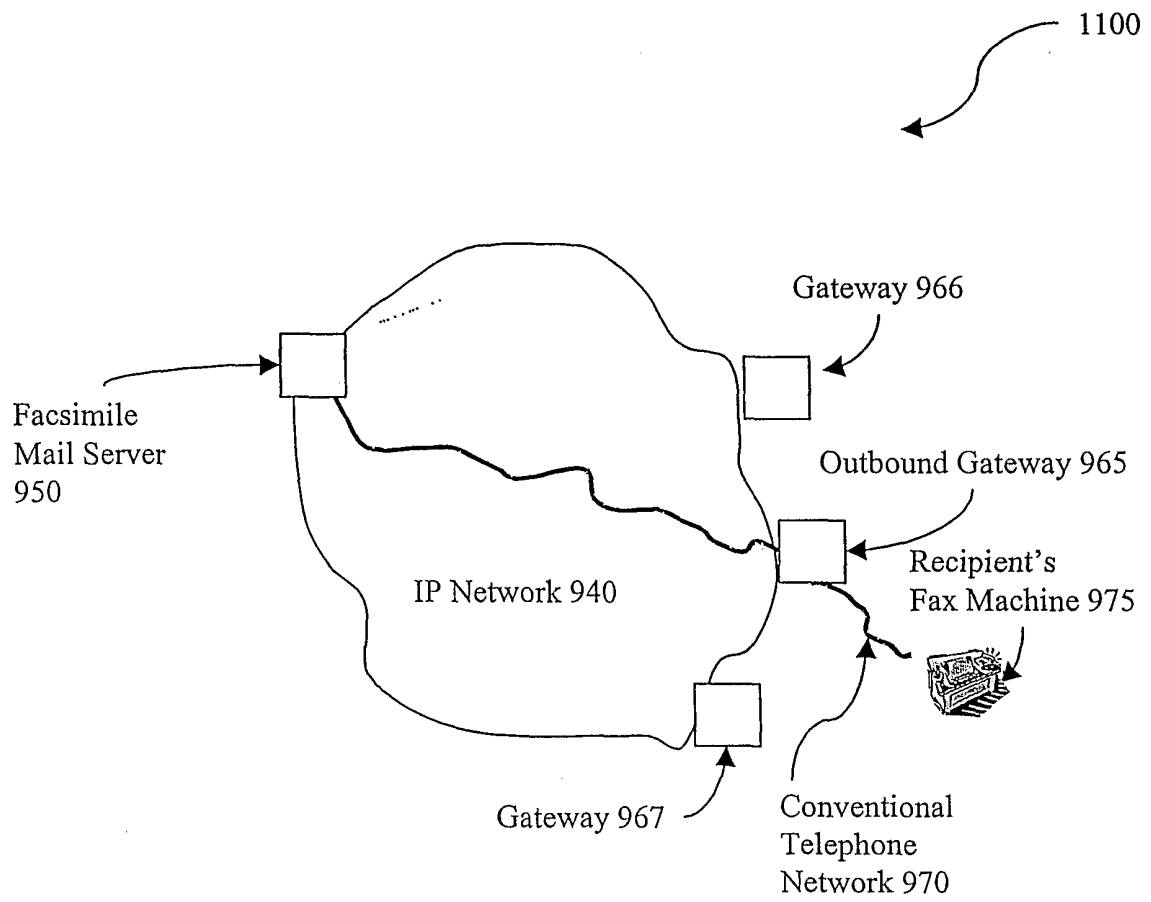


Figure 10

11/14

1210

1220

1230

Zone/Area Code	Gateway Domain Name
617	617.Sigma.net
919	919.Sigma.net
213	213.Sigma.net

Figure 11

12/14

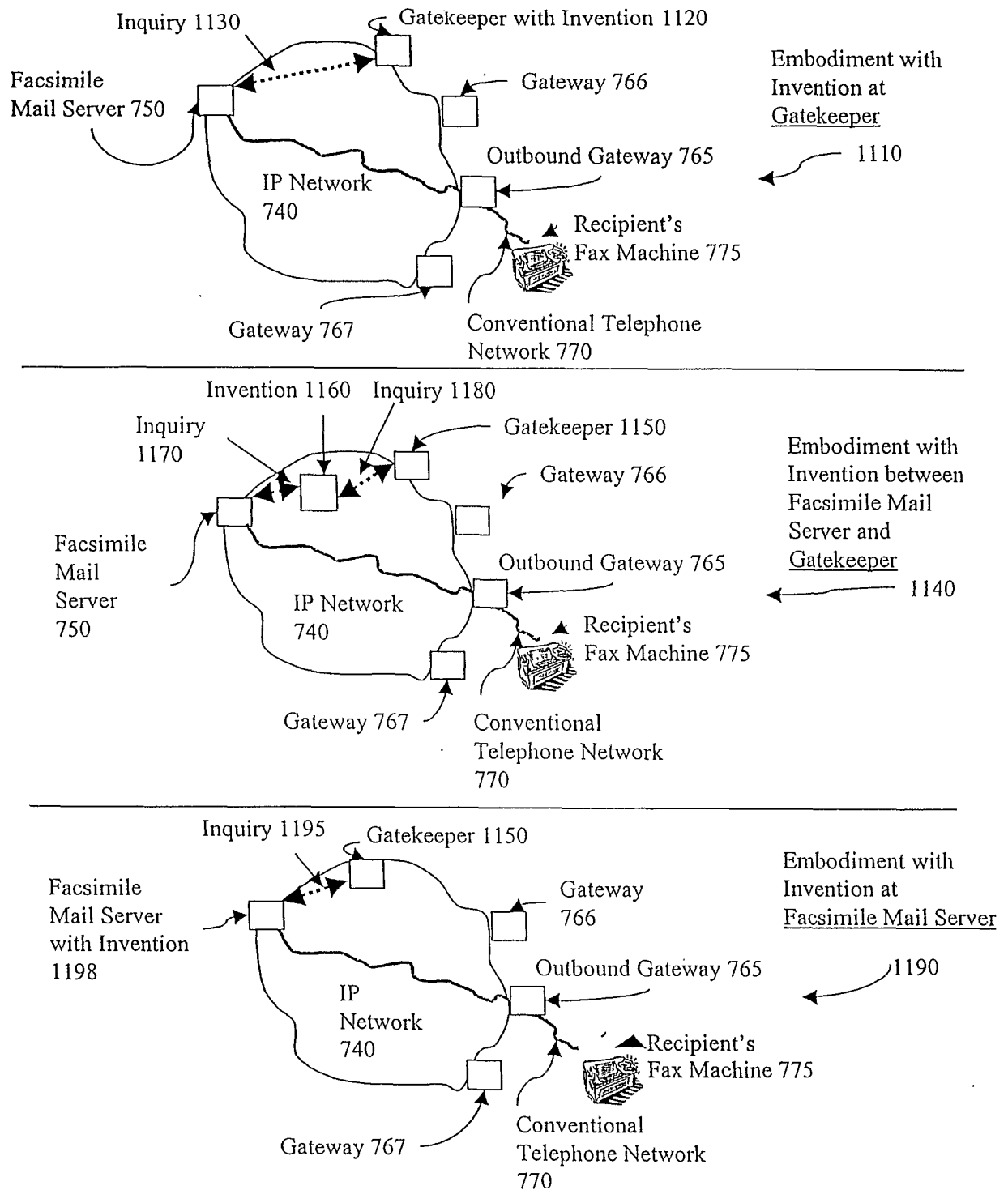


Figure 12

13/14

1410

1420


1400

1430

Zone	Gateway Address	Gateway Priority
213	GW LA 1	80
213	GW LA 2	90
213	GW LA 3	10
213	GW LA 4	30
617	GW Boston 1	100
617	GW Boston 2	90
617	GW Boston 3	10
617	GW Boston 4	60
919	GW Dallas 1	80
919	GW Dallas 2	20
919	GW Dallas 3	50
919	GW Dallas 4	75

Figure 13

14/14



Gateway Domain Name	Gateway Address	Gateway Priority
213.Sigma.net	LA 1.Sigma.net	80
213.Sigma.net	LA 2.Sigma.net	90
213.Sigma.net	LA 3.Sigma.net	10
213.Sigma.net	LA 4.Sigma.net	30
617.Sigma.net	Boston 1.Sigma.net	100
617.Sigma.net	Boston 2.Sigma.net	90
617.Sigma.net	Boston 3.Sigma.net	10
617.Sigma.net	Boston 4.Sigma.net	60
919.Sigma.net	Dallas 1.Sigma.net	80
919.Sigma.net	Dallas 2.Sigma.net	20
919.Sigma.net	Dallas 3.Sigma.net	50
919.Sigma.net	Dallas 4.Sigma.net	75

Figure 14

INTERNATIONAL SEARCH REPORT

 Inter application No.
 PCT/US01/24921
A. CLASSIFICATION OF SUBJECT MATTER

IPC(7) :G06F 13/00

US CL :709/206, 203

According to International Patent Classification (IPC) or to both national classification and IPC

B. FIELDS SEARCHED

Minimum documentation searched (classification system followed by classification symbols)

U.S. : 709/206, 203

Documentation searched other than minimum documentation to the extent that such documents are included in the fields searched

Electronic data base consulted during the international search (name of data base and, where practicable, search terms used)

WEST: USPT, JPAB, EPAB, DERWENT, IBM TDB

C. DOCUMENTS CONSIDERED TO BE RELEVANT

Category*	Citation of document, with indication, where appropriate, of the relevant passages	Relevant to claim No.
Y	US 6,025,931 A (BLOOMFIELD) 15 February 2000; col. 2, lines 46 - 62, col. 4, lines 37 - 67	1,11-14 ,28,38-41
Y	US 6,094,277 A (TOYODA) 25 July 2000; col. 1, lines 7 - 22	1,11-14,28,38-41
A	US 5,974,449 A (CHANG et al.) 26 October 1999	1-54

☐ Further documents are listed in the continuation of Box C.
 ☐ See patent family annex.

* Special categories of cited documents:	"T" later document published after the international filing date or priority date and not in conflict with the application but cited to understand the principle or theory underlying the invention
"A" document defining the general state of the art which is not considered to be of particular relevance	"X" document of particular relevance; the claimed invention cannot be considered novel or cannot be considered to involve an inventive step when the document is taken alone
"E" earlier document published on or after the international filing date	"Y" document of particular relevance; the claimed invention cannot be considered to involve an inventive step when the document is combined with one or more other such documents, such combination being obvious to a person skilled in the art
"L" document which may throw doubts on priority claim(s) or which is cited to establish the publication date of another citation or other special reason (as specified)	"&" document member of the same patent family
"O" document referring to an oral disclosure, use, exhibition or other means	
"P" document published prior to the international filing date but later than the priority date claimed	

Date of the actual completion of the international search

23 SEPTEMBER 2001

Date of mailing of the international search report

02 NOV 2001

 Name and mailing address of the ISA/US
 Commissioner of Patents and Trademarks
 Box PCT
 Washington, D.C. 20231

Facsimile No. (703) 305-3230

Authorized officer

KENNETH R. COULTER

Telephone No. (703) 305-8447