



(72) TAKEDA, KOICHI, JP

(72) MARUYAMA, HARUJI, JP

(71) HIMU ELECTRO CO., LTD., JP

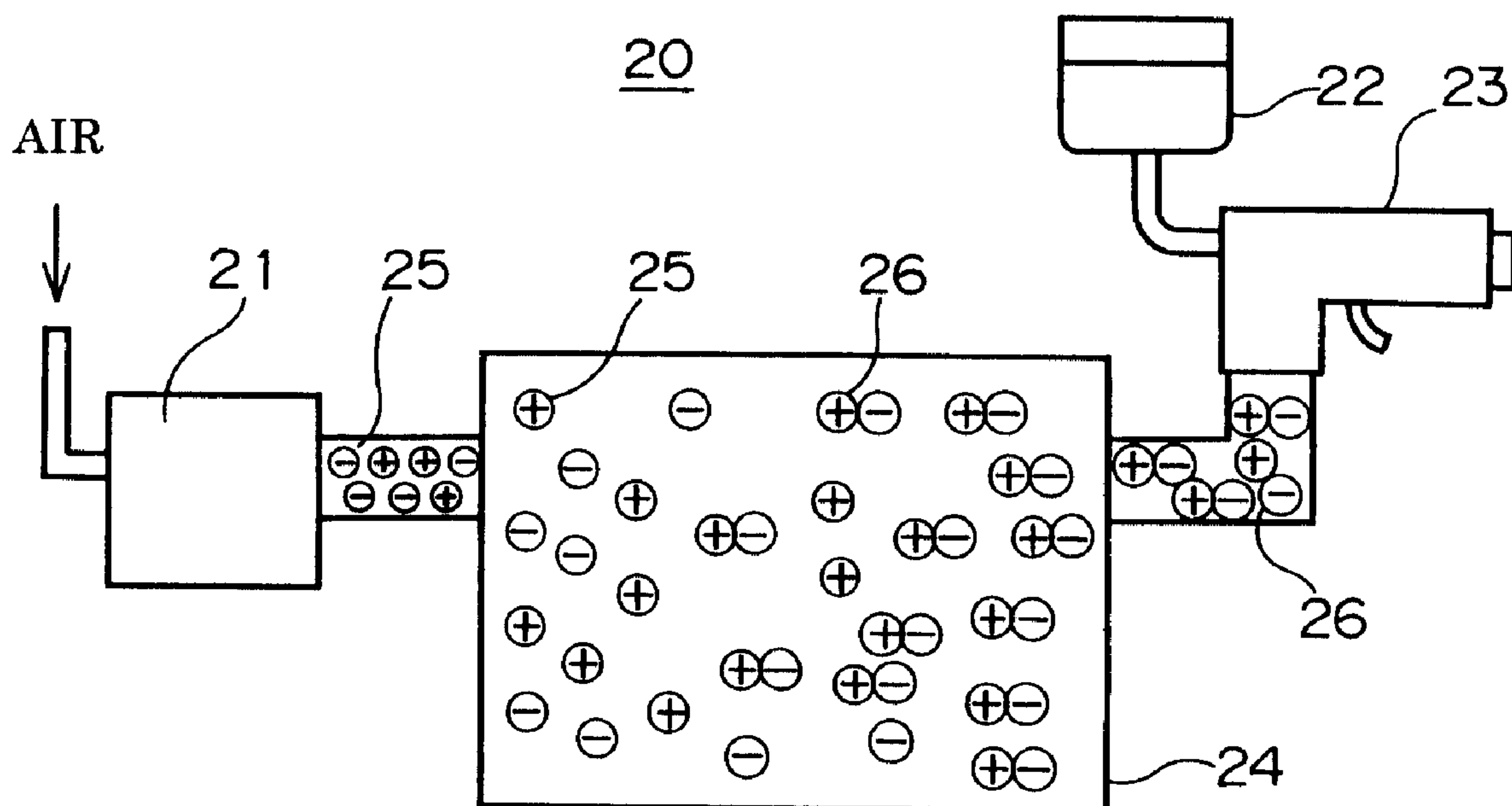
(71) TAKEDA, KOICHI, JP

(51) Int.Cl.⁷ B05B 7/00, H05F 3/06, B05C 21/00, B05C 17/00

(30) 1999/09/17 (11-263124) JP

(54) PISTOLEUR ET METHODE DE PEINTURAGE

(54) PAINTER AND METHOD OF PAINTING



(57) There is provided a painter (20) including (a) a static eraser (21) which removes static electricity from air, (b) a tank (22) containing a paint therein, and (c) a spray gun (23) which mixes the paint with air supplied from the static eraser (21), and sprays the paint to an object, characterized by (d) a device (24) located between the static eraser (21) and the spray gun (23) which device retains air therein, wherein positively or negatively charged ionized air (25) supplied from the static eraser (21) is retained in the device (24), positively charged ionized air is mixed with negatively charged ionized air in the device (24), and electrically neutral air (26) is supplied from the device (24) to the spray gun (23).

ABSTRACT OF THE DISCLOSURE

There is provided a painter (20) including (a) a static eraser (21) which removes static electricity from air, (b) a tank (22) containing a paint therein, and
5 (c) a spray gun (23) which mixes the paint with air supplied from the static eraser (21), and sprays the paint to an object, characterized by (d) a device (24) located between the static eraser (21) and the spray gun (23) which device retains air therein, wherein positively or negatively charged ionized air (25) supplied from the static eraser (21) is retained in the device (24), positively charged ionized air is
10 mixed with negatively charged ionized air in the device (24), and electrically neutral air (26) is supplied from the device (24) to the spray gun (23).

(Drawing to be published: Fig. 3)

Painter and Method of Painting

Background of the Invention

Field of the Invention

5 The invention relates to a painter and a method of painting, and more particularly to a painter and a method of painting in both of which static electricity is removed from air, and then, the air is mixed with a paint.

Description of the Related Art

10 For instance, when a paint is applied to a body of an automobile, there is sometimes generated non-uniformity in painting. It is known that such non-uniformity is caused by static electricity.

 In general, static electricity is generated by friction between different materials. Hence, static electricity is already generated when a body of an
15 automobile is puttied for pretreatment of painting.

 In addition, static electricity is further accumulated in various polishing steps. For instance, since a bumper, one of parts of an automobile, is composed of insulating material such as plastic, when a polishing step is applied to a bumper, the bumper is completely electrically charged after the polishing step
20 has been finished.

 In particular, when a metallic-color paint is applied to an automobile, non-uniformity in painting is likely to be generated by static electricity. A metallic-color paint contains a lot of quite small metal particles. Since those metal particles are electrically conductive, if static electricity is accumulated on a
25 body of an automobile, the metal particles are attracted to the static electricity. As a result, there is generated non-uniformity in painting on a body of an automobile.

 In general, an object such as an automobile is painted by spraying a mixture of a paint and air thereto through a spray gun. Such air sprayed

through a spray gun is generally electrically charged. Specifically, when air flows through an air tube, air is electrically charged before sprayed through a spray gun, because of friction between air and an inner surface of the air tube. Since electrically charged air attracts ambient dusts, such dusts are resultingly
5 adhered to an object to be painted with a paint.

Thus, in order to prevent non-uniformity in painting caused by static electricity, it is necessary to completely remove static electricity from an object to be painted, such as an automobile, or remove static electricity from air to be sprayed together with a paint through a spray gun.

10 It is generally easier to remove static electricity from air than to remove static electricity from an object to be painted. Hence, many apparatuses and methods have been suggested to remove static electricity when an object is painted. As an example of such apparatuses, the apparatus for removing static electricity, suggested in Japanese Utility Model Publication No. 3009802
15 published on April 11, 1995, is illustrated in Figs. 1 and 2.

As illustrated in Fig. 1, the apparatus is comprised of a filter 1 which removed moisture and oil from compressed air, a paint tank 2 filled with a paint, a gun 3 spraying a mixture of a paint and air, a high pressure hose 4 making fluid communication between the filter 1 and the gun 3, and a shield cable 5.

20 The filter 1, the high pressure hose 4 and the shield cable 5 are arranged in a box 10.

A leakage transformer 6 as illustrated in Fig. 2 is also arranged in the box 10. The leakage transformer 6 can raise a voltage supplied from a generally used AC power source up to about 7000 volts. The leakage transformer 6
25 includes a $10M\Omega$ -resistor 7, three capacitors 8, and three discharge needles 9 each electrically connected to each of the capacitors 8, at its high voltage terminal. The discharge needles 9 are radially arranged in an outlet of the gun 3, and are arranged in facing relation to the high pressure hose 4 (not illustrated in Fig. 2).

The shield cable 5 includes a high-voltage terminal line and an earth

terminal line, and extends from the gun 3 to the leakage transformer 6 arranged in the box 10. The earth terminal line is electrically connected to a fixed terminal 12 through an earth line 11.

When a high voltage is applied to the discharge needles 9, electrons are ejected from the discharge needles 9, resulting in that air is accompanied with electron avalanche, and hence, there is generated corona discharge. As a result, positive ions and negative ions are alternately produced around the discharge needles 9. These positive and negative ions are sprayed through the gun 3 together with a paint by compressed air supplied through the high pressure hose 4.

Static electricity accumulated on an object to be painted is neutralized with the ionized air. At the same time, dusts having been adhered to the object are blown out.

However, the above-mentioned apparatus is accompanied with a problem that since air sprayed through the gun 3 has been already electrically charged when sprayed, the air attracts ambient dusts before reaching an object to be painted, resulting in that those dusts are adhered to the object.

Japanese Utility Model Publication No. 3013762 has suggested an apparatus for removing static electricity, comprising a high voltage source, a tube in which ions are generated, a discharge needle arranged in the tube, opposing electrodes arranged in the tube, a high pressure tube for introducing compressed air into the tube, a gun through which a paint and air are sprayed, and a pressure control valve arranged in the gun. The high voltage source has two output terminals one of which is electrically connected to the discharge needle, and the other is electrically connected to the opposing electrodes.

Japanese Unexamined Patent Publication No. 7-296985 has suggested an apparatus for vaporizing electrically conductive liquid. The apparatus is comprised of an electrically insulating container containing electrically conductive liquid therein, and a high voltage source. The electrically conductive liquid is

vaporized, and at the same time, ionized while the high voltage source applies a high voltage to the electrically conductive liquid.

Japanese Unexamined Patent Publication No. 11-109069 has suggested an electronic device comprising a main case formed with a transparent window through which a person can see what is contained in the main case. The main case and the window are both composed of the same transparent resin. The main case is coated with a colored underlying coating and a transparent coating on the colored underlying coating, and the window is coated with the transparent coating.

Japanese Unexamined Patent Publication No. 7-18412 has suggested a method of treating a surface of a work, including the steps of spraying ionized gas to a surface of a work to thereby remove static electricity from the surface, radiating ultra-violet ray to the surface of the work to thereby clean the surface, and forming a thin film on the surface.

However, the above-mentioned problem remains unsolved even by the above-mentioned apparatuses and methods suggested in the Publications.

SUMMARY OF THE INVENTION

In view of the above-mentioned problem in the conventional apparatus for removing static electricity, it is an object of the present invention to provide an apparatus and a method of removing static electricity from air when an object is to be painted with a mixture of a paint and air.

In one aspect of the present invention, there is provided a painter including (a) a static eraser which removes static electricity from air, (b) a tank containing a paint therein, (c) a spray gun which mixes the paint with air supplied from the static eraser, and sprays the paint to an object, and (d) a device located between the static eraser and the spray gun which device retains air therein, wherein positively or negatively charged ionized air supplied from the static eraser is retained in the device, positively charged ionized air is mixed with

negatively charged ionized air in the device, and electrically neutral air is supplied from the device to the spray gun.

The inventors of the present invention had found out that it is more effective to spray electrically neutral air than to spray positively or negatively charged ionized air, as done in the conventional apparatus illustrated in Figs. 2 and 3, in order to prevent non-uniformity in painting. If air is electrically neutral, the air will not attract dusts thereto when sprayed to an object to be painted.

The present invention is based on this discovery.

In accordance with the above-mentioned apparatus, while the positively or negatively charged ionized air supplied from the static eraser is being accumulated in the device such as a tank, the positively charged air is combined with the negatively charged air, resulting in that air becomes electrically neutral. The thus made electrically neutral air is sprayed through the spray gun together with a paint, ensuring non-uniformity in painting an object.

It is preferable that the device has a volume at least ten times greater than a volume of air discharged from the static eraser in a unit period of time.

If the device had a too small volume, it would not be possible to facilitate positively and negatively charged ionized air supplied from the static eraser, to combine with each other. Hence, the inventors had conducted the experiment to know how much volume the device had to have. In accordance with the experiment, it was found out that if the device had a volume ten times greater than a volume of air to be discharged from the static eraser in a unit period of time, it was possible to facilitate the positively and negatively charged ionized air to combine with each other. Accordingly, it is preferable for the device to have a volume defined as NV wherein N is an integer equal to or greater than 10, and V indicates a volume of air to be discharged from the static eraser in a unit period of time.

For instance, the device may be comprised of a tank for retaining air

therein. As an alternative, the device may be comprised of a hose such as a high pressure tube.

In another aspect of the present invention, there is provided a method of painting an object, including the steps of (a) removing static electricity from air,
5 (b) retaining positively and negatively charged ionized air resulted from the step (a), in a retainer, to thereby mix the positively and negatively charged ionized air to each other to render air electrically neutral, and (c) mixing the electrically neutral air with a paint, and applying the paint onto an object.

In accordance with the above-mentioned method, while the positively or
10 negatively charged ionized air is being accumulated in the retainer, the positively charged air is combined with the negatively charged air, resulting in that air becomes electrically neutral. The thus made electrically neutral air is sprayed through the spray gun together with a paint, ensuring non-uniformity in painting an object.

15 It is preferable that the positively and negatively charged ionized air is retained in a tank in the step (b). As an alternative, the positively and negatively charged ionized air may be retained in a tube in the step (b).

The advantages obtained by the aforementioned present invention will be described hereinbelow.

20 In accordance with the present invention, while the positively or negatively charged ionized air supplied from the static eraser is being accumulated in the device such as a tank or a hose, the positively charged air is combined with the negatively charged air, resulting in that the air becomes electrically neutral. The thus made electrically neutral air is sprayed through
25 the spray gun together with a paint, ensuring non-uniformity in painting an object.

The above and other objects and advantageous features of the present invention will be made apparent from the following description made with reference to the accompanying drawings, in which like reference characters

designate the same or similar parts throughout the drawings.

BRIEF DESCRIPTION OF THE DRAWINGS

Fig. 1 illustrates a conventional apparatus for removing static
5 electricity.

Fig. 2 illustrates the static eraser which is a part of the apparatus
illustrated in Fig. 1.

Fig. 3 illustrates a painter in accordance with the embodiment of the
present invention.

10

DESCRIPTION OF THE PREFERRED EMBODIMENT

A preferred embodiment in accordance with the present invention will
be explained hereinbelow with reference to drawings.

Fig. 3 illustrates a painter in accordance with the embodiment of the
15 present invention.

A painter 20 in accordance with the embodiment is comprised of a static
eraser 21 which removed static electricity from air, a paint tank 22 filled with a
paint, a spray gun 23 in which air supplied from the static eraser 21 is mixed with
a paint supplied from the paint tank 22, and which sprays the mixture of the air
20 and paint, and a tank 24 located between the static eraser 21 and the spray gun
23 for retaining air therein.

For instance, the static eraser 21 in the embodiment may be comprised
of the static eraser illustrated in Figs. 1 and 2. However, the static eraser 21 is
not to be limited to that. Any apparatus which can remove static electricity may
25 be used as the static eraser 21 in the embodiment.

The tank 24 has a volume ten times greater than a volume of air
discharged from the static eraser 21 in a unit period of time.

The painter 20 in accordance with the embodiment operates as follows.

Positively and negatively charged ionized air 25 supplied from the

static eraser 21 is once retained in the tank 24. The positively and negatively charged ionized air are combined with each other in the tank 24, resulting in that the air 25 is turned into electrically neutral ions 26.

5 The thus made electrically neutral ions 26 are fed to the spray gun 23, and sprayed to an object through the spray gun 23 together with a paint supplied from the paint tank 22.

10 As mentioned above, in accordance with the painter 20, the positively or negatively charged ionized air 25 supplied from the static eraser 21 can be turned into the electrically neutral ions 26 by once retaining the charged ionized air 25 in the tank 24. By spraying the electrically neutral air 26 through the spray gun 23 together with a paint, it is possible to paint an object without non-uniformity in painting.

15 Though the painter 20 in accordance with the embodiment is provided with the tank 24 as the device for retaining air therein, the device for retaining air therein is not to be limited to the tank 24. Any means can be used as the device, if the means had such a volume as to be able to combine positively and negatively charged ionized air supplied from the static eraser 21, to each other to thereby render the air electrically neutral. For instance, a high pressure hose may be used in place of the tank 24, as the device for retaining air therein.

20 While the present invention has been described in connection with certain preferred embodiments, it is to be understood that the subject matter encompassed by way of the present invention is not to be limited to those specific embodiments. On the contrary, it is intended for the subject matter of the invention to include all alternatives, modifications and equivalents as can be
25 included within the spirit and scope of the following claims.

WHAT IS CLAIMED IS:

1. A painter comprising:

(a) a static eraser which removes static electricity from air;

5 (b) a tank containing a paint therein;

(c) a spray gun which mixes said paint with air supplied from said static eraser, and sprays said paint to an object; and

(d) a device located between said static eraser and said spray gun which device retains air therein,

10 wherein positively or negatively charged ionized air supplied from said static eraser is retained in said device, positively charged ionized air is mixed with negatively charged ionized air in said device, and electrically neutral air is supplied from said device to said spray gun.

15 2. The painter as set forth in claim 1, wherein said device has a volume at least ten times greater than a volume of air discharged from said static eraser in a unit period of time.

20 3. The painter as set forth in claim 1 or 2, wherein said device is comprised of a tank for retaining air therein.

4. The painter as set forth in claim 1 or 2, wherein said device is comprised of a tube.

25 5. A method of painting an object, comprising the steps of:

(a) removing static electricity from air;

(b) retaining positively and negatively charged ionized air resulted from said step (a), in a retainer, to thereby mix said positively and negatively charged ionized air to each other to render air electrically neutral; and

(c) mixing said electrically neutral air with a paint, and applying said paint onto an object.

6. The method as set forth in claim 5, wherein said positively and negatively
5 charged ionized air is retained in a tank in said step (b).

7. The method as set forth in claim 5, wherein said positively and negatively charged ionized air is retained in a tube in said step (b).

Smart & Biggar
Ottawa, Canada
Patent Agents

FIG. 1
PRIOR ART

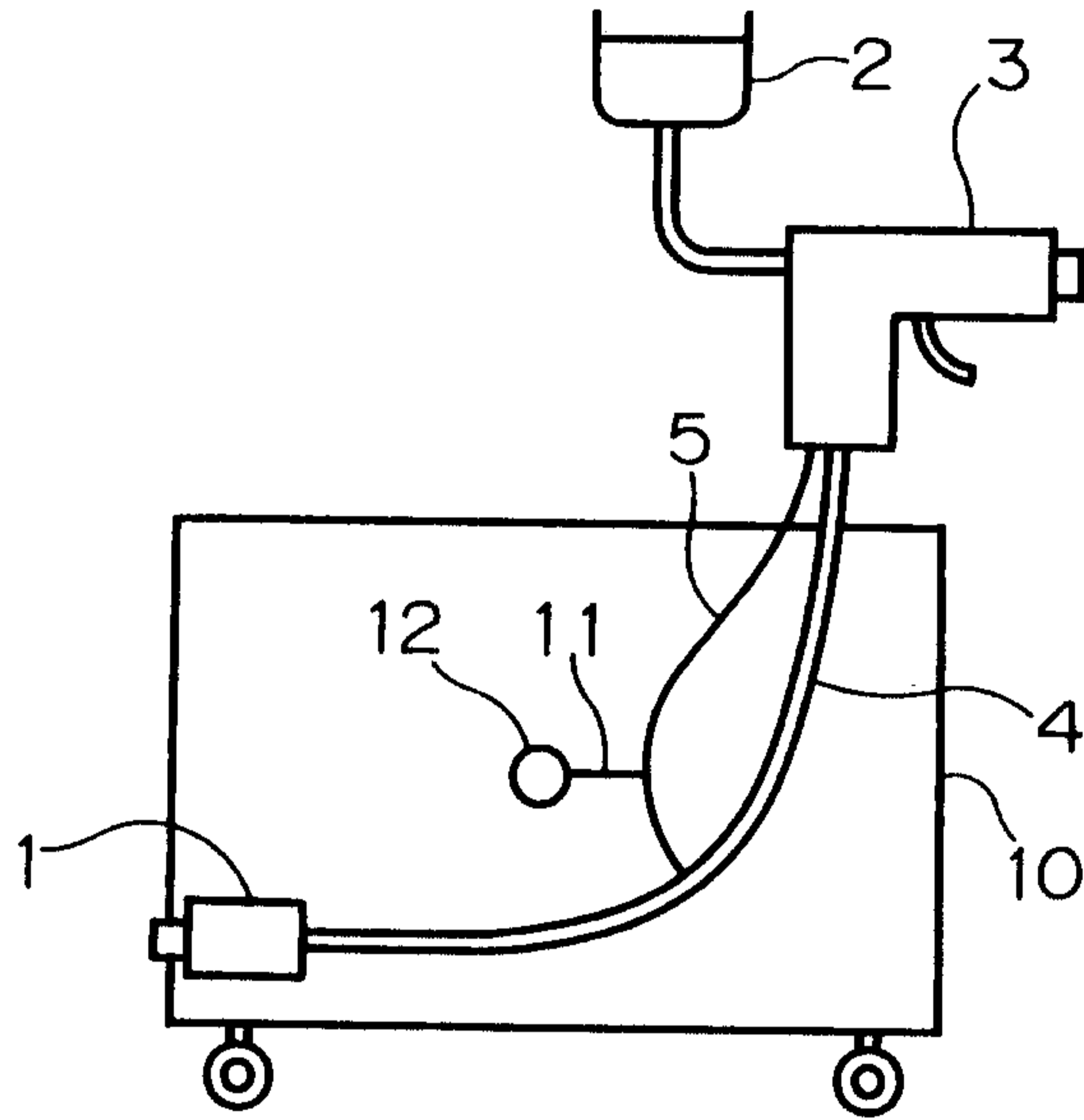


FIG. 2
PRIOR ART

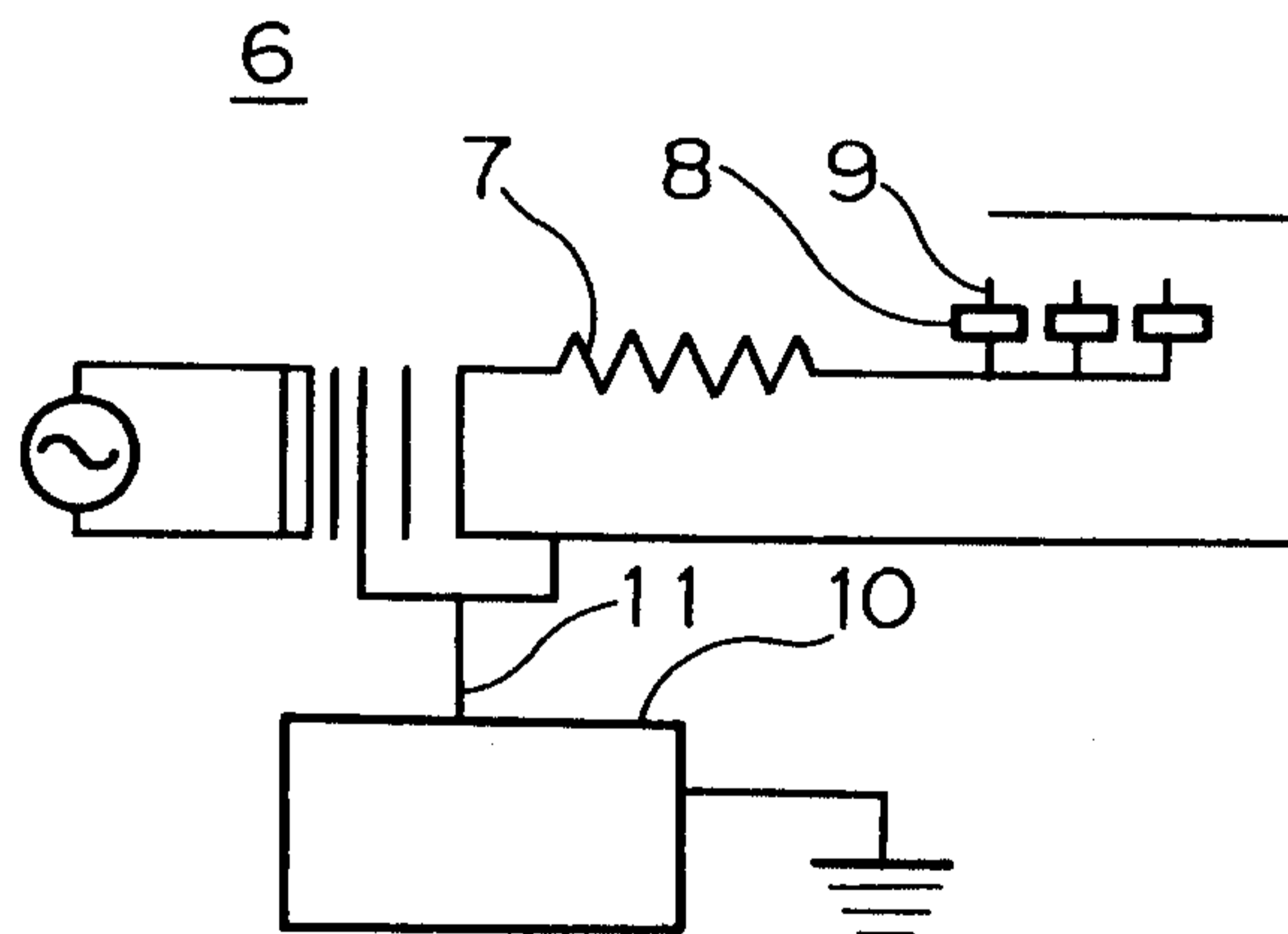
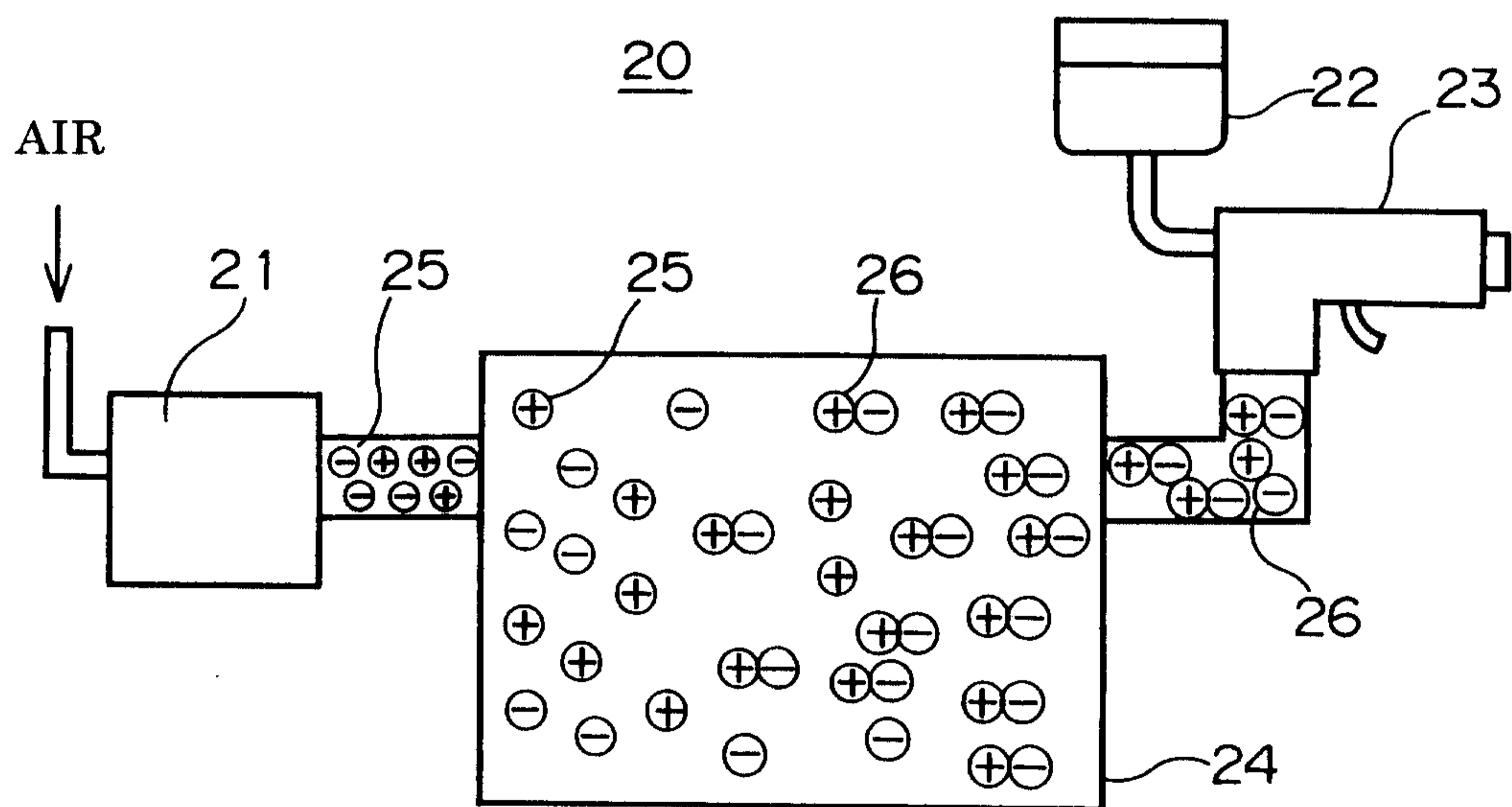
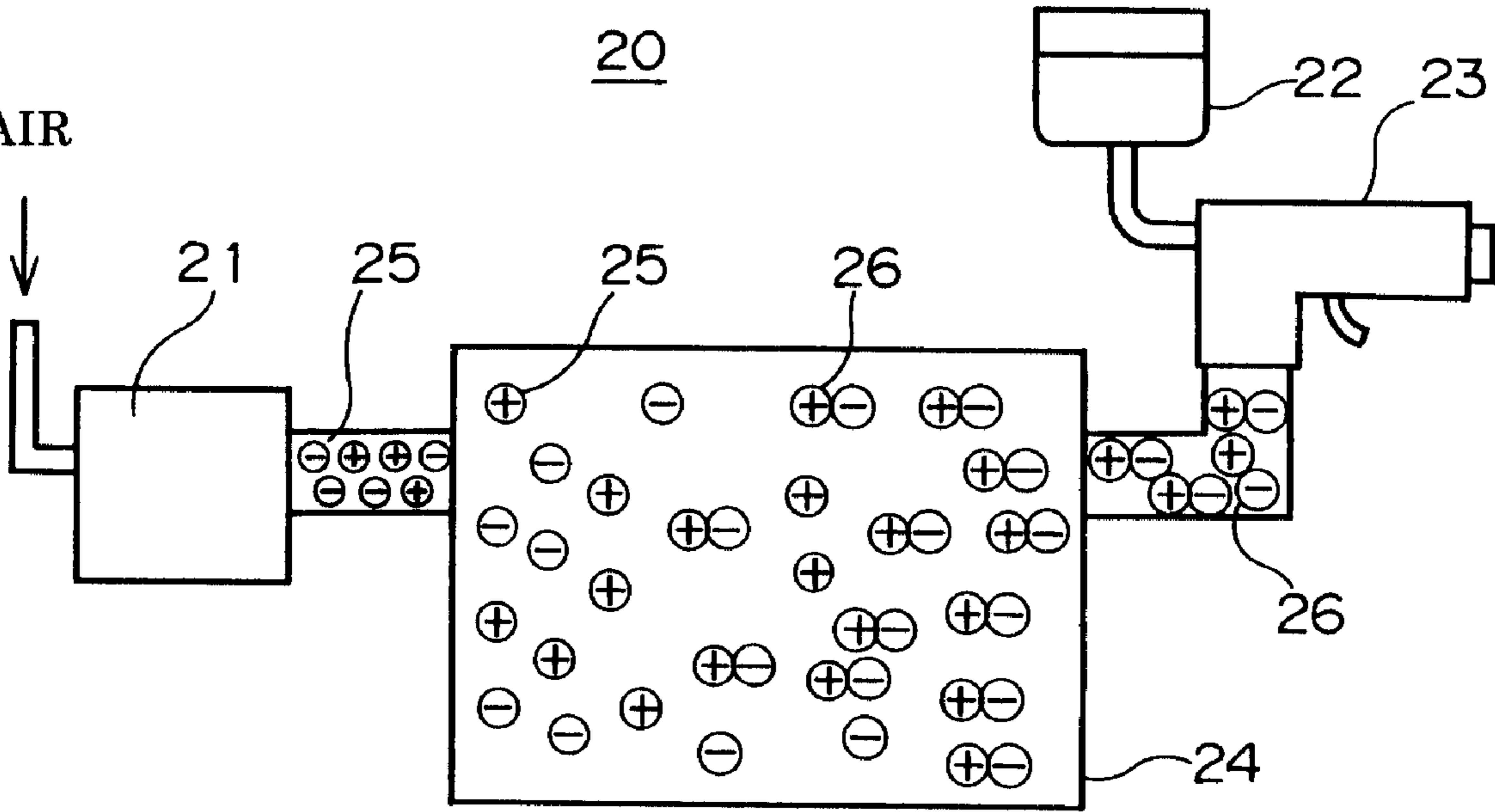


FIG. 3



AIR



20

22

23

21

25

25

26

26

24