



US00D397627S

United States Patent [19]

[11] Patent Number: **Des. 397,627**

Webb

[45] Date of Patent: ****Sep. 1, 1998**

[54] **SLOPE GRADE ADJUSTER FOR A LEVEL DEVICE**

Primary Examiner—Antoine Duval Davis
Attorney, Agent, or Firm—Roger A. Marrs

[76] Inventor: **James Webb**, 4025 Spencer St., #304,
Torrance, Calif. 90503

[57] **CLAIM**

[**] Term: **14 Years**

The ornamental design for slope grade adjuster for a level device, as shown and described.

[21] Appl. No.: **75,359**

DESCRIPTION

[22] Filed: **Apr. 14, 1997**

FIG. 1 is a side elevational view showing my new design for a slope grade adjuster for a level device;

[51] **LOC (6) CL** **10-04**

FIG. 2 is an end elevational view thereof;

[52] **U.S. CL** **D10/74; D10/71; D10/69**

FIG. 3 is an end elevational view taken from the opposite end as shown in FIG. 4;

[58] **Field of Search** **D10/69, 65, 74, D10/71; 33/365-390**

FIG. 4 is a side elevational view thereof taken from the opposite side as shown in FIG. 1;

FIG. 5 is a top plan view thereof; and,

FIG. 6 is a bottom view thereof.

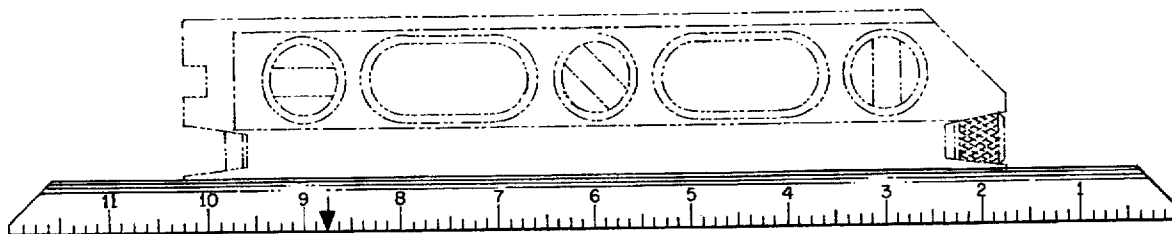
The broken line showing is for illustrative purposes only and forms no part of the claimed design.

[56] **References Cited**

U.S. PATENT DOCUMENTS

- D. 244,837 6/1977 Thingstad et al. D10/69
- D. 268,909 5/1983 Doan D10/69

1 Claim, 1 Drawing Sheet



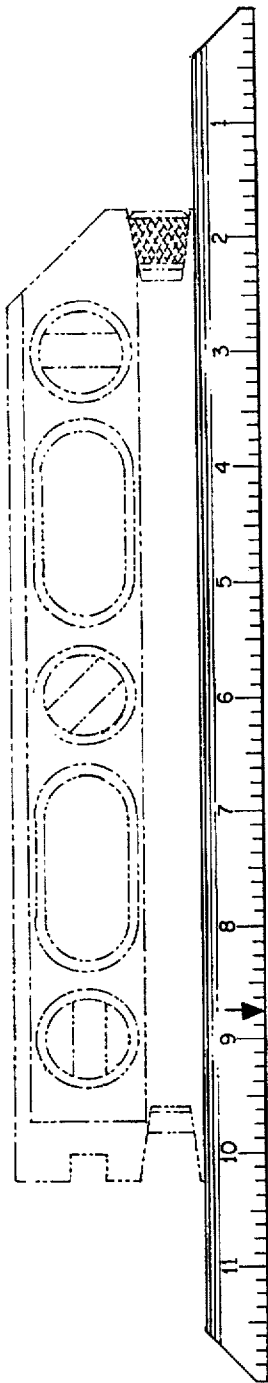


FIG. 1.



FIG. 2.



FIG. 4.

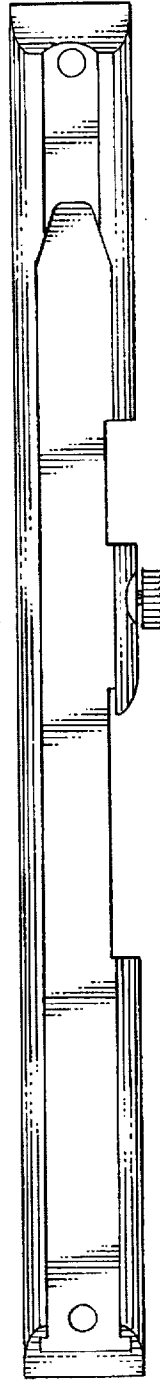


FIG. 5.

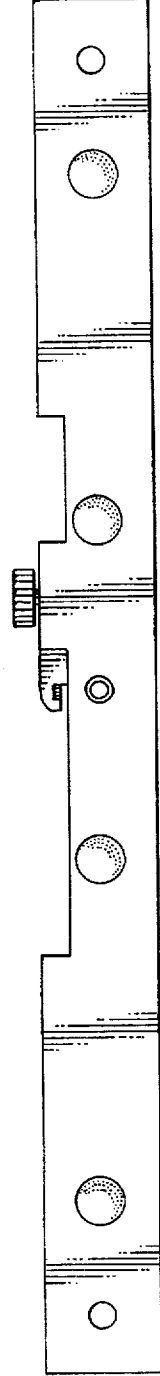


FIG. 6.

FIG. 3.