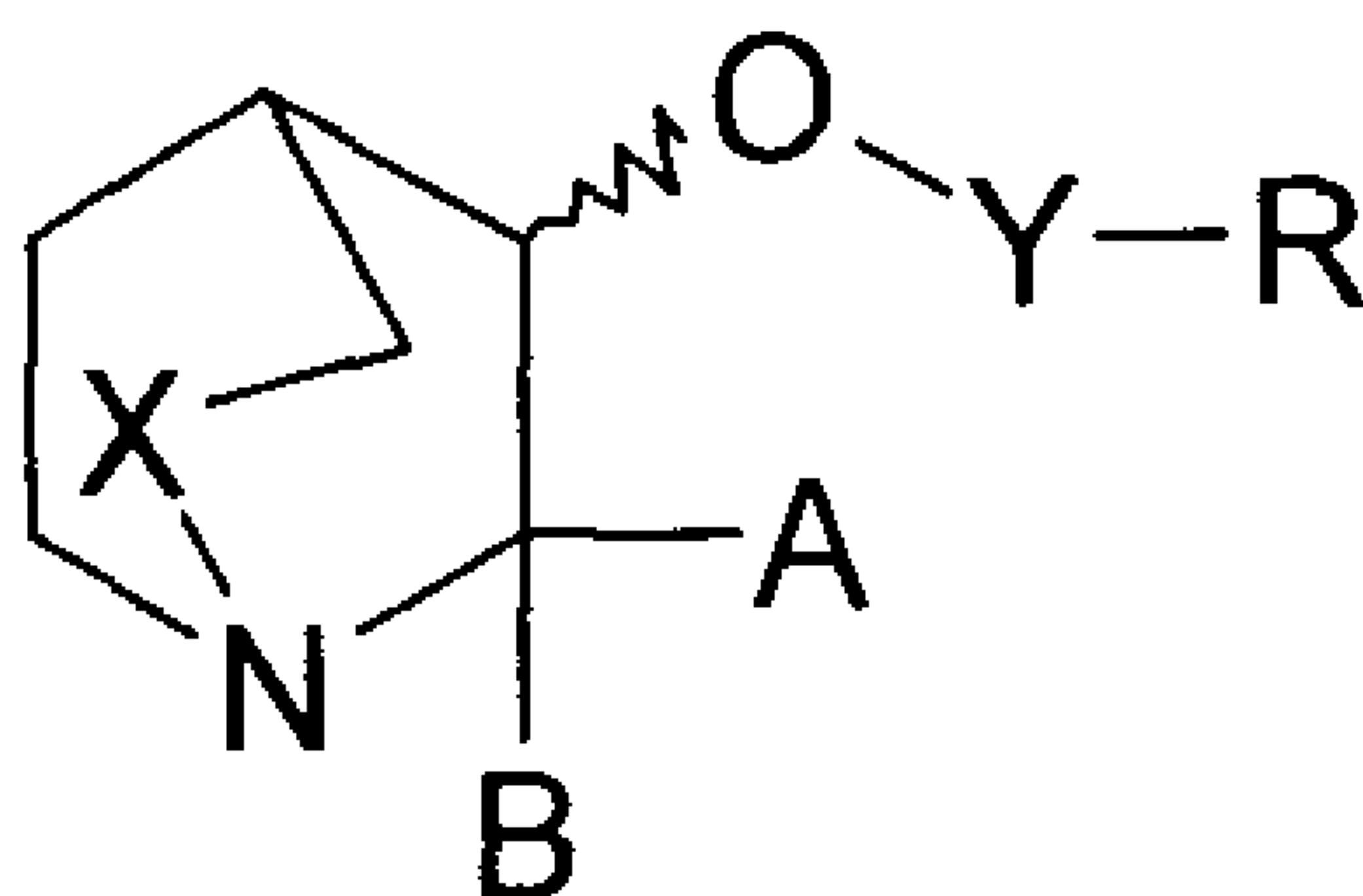




(86) Date de dépôt PCT/PCT Filing Date: 2005/07/13  
 (87) Date publication PCT/PCT Publication Date: 2006/01/19  
 (45) Date de délivrance/Issue Date: 2013/02/12  
 (85) Entrée phase nationale/National Entry: 2006/12/12  
 (86) N° demande PCT/PCT Application No.: EP 2005/007630  
 (87) N° publication PCT/PCT Publication No.: 2006/005608  
 (30) Priorité/Priority: 2004/07/14 (GB0415746.7)

(51) Cl.Int./Int.Cl. *C07D 453/02* (2006.01),  
*A61K 31/439* (2006.01), *A61P 25/00* (2006.01),  
*C07D 487/08* (2006.01)  
 (72) Inventeurs/Inventors:  
 FEUERBACH, DOMINIK, DE;  
 ROY, BERNARD LUCIEN, CH;  
 HURTH, KONSTANZE, FR;  
 FREDERIKSEN, MATHIAS, CH  
 (73) Propriétaire/Owner:  
 NOVARTIS AG, CH  
 (74) Agent: FETHERSTONHAUGH & CO.

(54) Titre : DERIVES 3-(HETEROARYL-OXY)-2-ALKYL-1-AZA-BICYCLOALKYLE UTILISES COMME LIGANDS  
 D'ALPHA.7-NACHR POUR LE TRAITEMENT DE MALADIES DU SNC  
 (54) Title: 3-(HETEROARYL-OXY)-2-ALKYL-1-AZA-BICYCLOALKYL DERIVATIVES AS ALPHA.7-NACHR LIGANDS  
 FOR THE TREATMENT OF CNS DISEASES



(I)

(57) Abrégé/Abstract:

The present invention relates to 1-aza-bicycloalkyl derivatives of formula (I) wherein the substituents are as defined in the specification, to processes for their production, their use as pharmaceuticals in the prevention and treatment of psychotic and neurodegenerative disorders. The claimed compounds act as nicotinic acetylcholine receptors (NACHR) ligands.

(12) INTERNATIONAL APPLICATION PUBLISHED UNDER THE PATENT COOPERATION TREATY (PCT)

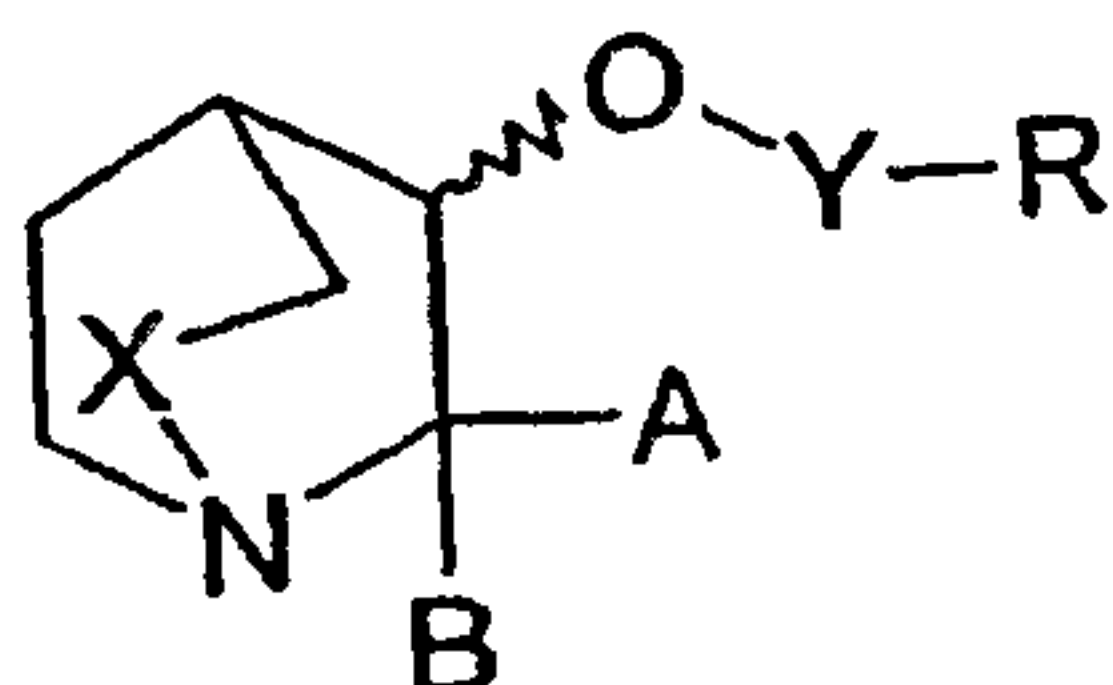
(19) World Intellectual Property Organization  
International Bureau(43) International Publication Date  
19 January 2006 (19.01.2006)

PCT

(10) International Publication Number  
**WO 2006/005608 A1**

- (51) International Patent Classification<sup>7</sup>: C07D 453/02, 487/08, A61K 31/439, A61P 25/00
- (74) Agent: WEERD DE, Peter; Novartis AG, Corporate Intellectual Property, CH-4002 Basel (NL).
- (21) International Application Number: PCT/EP2005/007630
- (22) International Filing Date: 13 July 2005 (13.07.2005)
- (25) Filing Language: English
- (26) Publication Language: English
- (30) Priority Data:  
0415746.7 14 July 2004 (14.07.2004) GB
- (71) Applicant (for all designated States except AT, US): NOVARTIS AG [CH/CH]; Lichtstrasse 35, CH-4056 Basel (CH).
- (71) Applicant (for AT only): NOVARTIS PHARMA GMBH [AT/AT]; Brunner Strasse 59, A-1230 Vienna (AT).
- (72) Inventors; and
- (75) Inventors/Applicants (for US only): FEUERBACH, Dominik [DE/DE]; Wehrgasse 3, 79379 Müllheim (DE). ROY, Bernard, Lucien [CH/CH]; Route de La Broye 10, CH-1700 Fribourg (CH). TROXLER, Thomas, J. [CH/CH]; Sennweg 27, CH-4246 Wahlen b. Laufen (CH). HURTH, Konstanze [DE/FR]; 4, rue de l'Ancien Golf, F-68300 Saint Louis (FR).
- (81) Designated States (unless otherwise indicated, for every kind of national protection available): AE, AG, AL, AM, AT, AU, AZ, BA, BB, BG, BR, BW, BY, BZ, CA, CH, CN, CO, CR, CU, CZ, DE, DK, DM, DZ, EC, EE, EG, ES, FI, GB, GD, GE, GH, GM, HR, HU, ID, IL, IN, IS, JP, KE, KG, KM, KP, KR, KZ, LC, LK, LR, LS, LT, LU, LV, MA, MD, MG, MK, MN, MW, MX, MZ, NA, NG, NI, NO, NZ, OM, PG, PH, PL, PT, RO, RU, SC, SD, SE, SG, SK, SL, SM, SY, TJ, TM, TN, TR, TT, TZ, UA, UG, US, UZ, VC, VN, YU, ZA, ZM, ZW.
- (84) Designated States (unless otherwise indicated, for every kind of regional protection available): ARIPO (BW, GH, GM, KE, LS, MW, MZ, NA, SD, SL, SZ, TZ, UG, ZM, ZW), Eurasian (AM, AZ, BY, KG, KZ, MD, RU, TJ, TM), European (AT, BE, BG, CH, CY, CZ, DE, DK, EE, ES, FI, FR, GB, GR, HU, IE, IS, IT, LT, LU, LV, MC, NL, PL, PT, RO, SE, SI, SK, TR), OAPI (BF, BJ, CF, CG, CI, CM, GA, GN, GQ, GW, ML, MR, NE, SN, TD, TG).
- Published:**  
— with international search report
- For two-letter codes and other abbreviations, refer to the "Guidance Notes on Codes and Abbreviations" appearing at the beginning of each regular issue of the PCT Gazette.

(54) Title: 3-(HETEROARYL-OXY)-2-ALKYL-1-AZA-BICYCLOALKYL DERIVATIVES AS ALPHA.7-NACHR LIGANDS FOR THE TREATMENT OF CNS DISEASES



(I)

(57) Abstract: The present invention relates to 1-aza-bicycloalkyl derivatives of formula (I) wherein the substituents are as defined in the specification, to processes for their production, their use as pharmaceuticals in the prevention and treatment of psychotic and neurodegenerative disorders. The claimed compounds act as nicotinic acetylcholine receptors (NACHR) ligands.

WO 2006/005608 A1

21489-10623

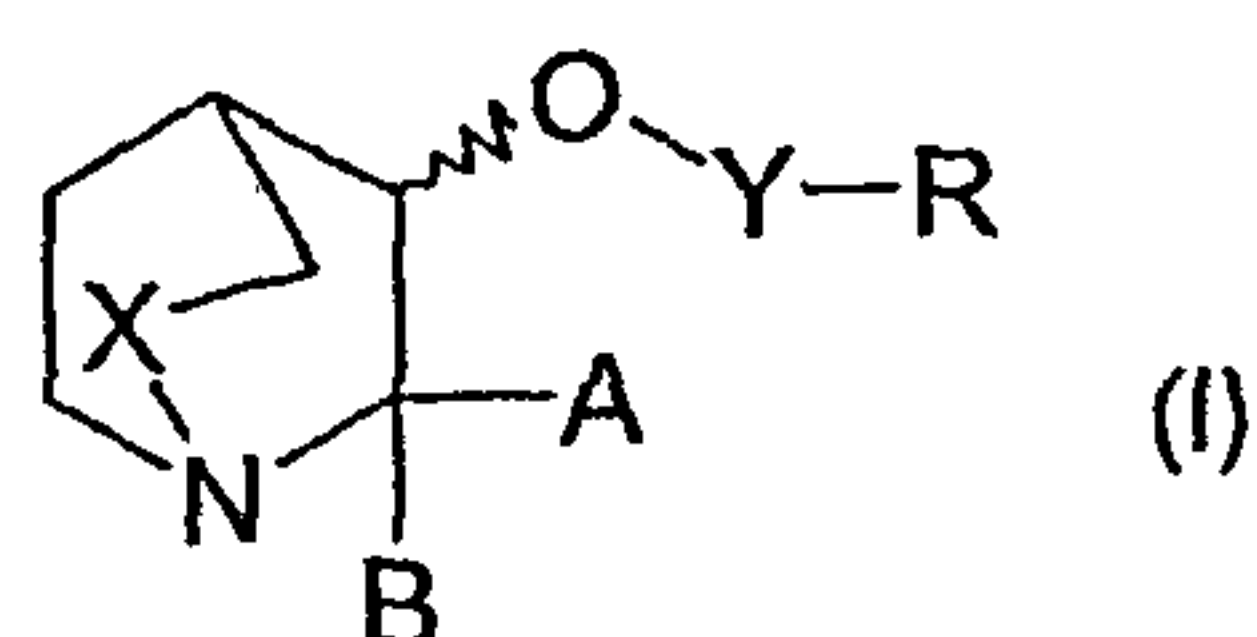
- 1 -

3- (HETEROARYL-OXY) -2-ALKYL-1-AZA-BICYCLOALKYL DERIVATIVES AS ALPHA.7-NACHR  
LIGANDS FOR THE TREATMENT OF CNS DISEASES

The present invention relates to novel 1-aza-bicycloalkyl derivatives, to processes for their production, their use as pharmaceuticals and to pharmaceutical compositions comprising them.

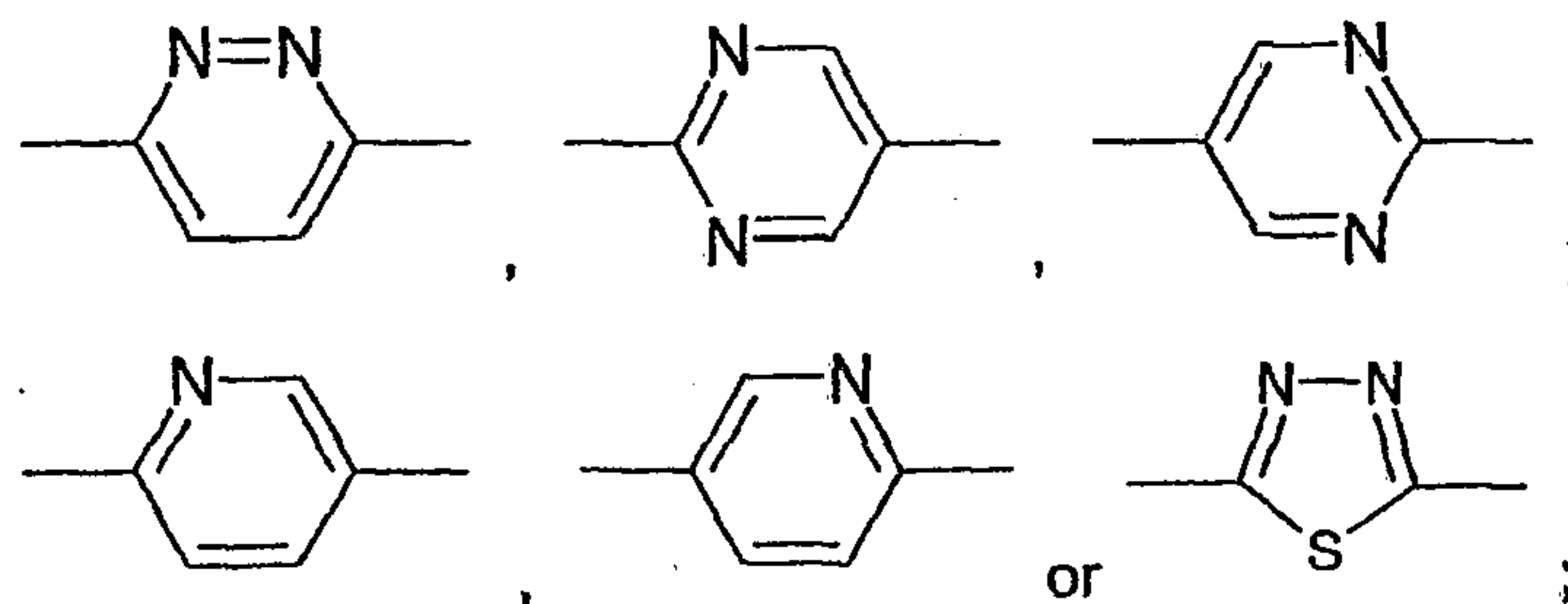
5

More particularly the present invention provides in a first aspect, a compound of formula I



wherein

- 10 A and B, independently of each other, represent hydrogen or C<sub>1</sub>-C<sub>7</sub>alkyl under the proviso that not both A and B can represent hydrogen at the same time, or A and B together with the carbon atom to which they are attached form a C<sub>3</sub>-C<sub>7</sub>cycloalkyl group; and
- X represents CH<sub>2</sub> or a single bond;
- 15 Y represents a group of formula



- 20 wherein the left bond is attached to the oxygen and the right bond is attached to the R group;

- R represents a substituted or unsubstituted C<sub>5</sub>-C<sub>10</sub>aryl; a substituted or unsubstituted C<sub>5</sub>-C<sub>10</sub>heteroaryl, a group N(R<sup>1</sup>)(R<sup>5</sup>), or a group N(R<sup>2</sup>)(CHR<sup>3</sup>R<sup>4</sup>);
- R<sup>1</sup> represents hydrogen, C<sub>1</sub>-C<sub>4</sub>alkyl, or CF<sub>3</sub>;
- R<sup>2</sup> represents hydrogen, C<sub>1</sub>-C<sub>4</sub>alkyl, or CF<sub>3</sub>;
- 25 R<sup>3</sup> represents hydrogen, C<sub>1</sub>-C<sub>4</sub>alkyl, or CF<sub>3</sub>;

- 2 -

R<sup>4</sup> represents a substituted or unsubstituted C<sub>5</sub>-C<sub>10</sub>aryl or a substituted or unsubstituted C<sub>5</sub>-C<sub>10</sub>heteroaryl;

R<sup>5</sup> represents a substituted or unsubstituted C<sub>5</sub>-C<sub>10</sub>aryl or a substituted or unsubstituted C<sub>5</sub>-C<sub>10</sub>heteroaryl;

5

in free base or acid addition salt form.

The general terms used hereinbefore and hereinafter preferably have within the context of this disclosure the following meanings, unless otherwise indicated:

10

The term "unsubstituted or substituted" as used herein means that the respective radical can be substituted by one or more, preferably up to three, especially one or two substituents. The substituents are preferably selected from the group consisting of amino, C<sub>1</sub>-C<sub>4</sub>alkyl amino, di(C<sub>1</sub>-C<sub>4</sub>alkyl)-amino, C<sub>3</sub>-C<sub>5</sub>cycloalkyl amino, di(C<sub>3</sub>-C<sub>5</sub>)cycloalkyl amino, N-C<sub>1</sub>-C<sub>4</sub>alkyl-N-C<sub>3</sub>-C<sub>5</sub>cycloalkyl amino, halogen, C<sub>1</sub>-C<sub>4</sub>alkyl, C<sub>4</sub>-C<sub>6</sub>cycloalkyl, hydroxy, C<sub>1</sub>-C<sub>4</sub>alkoxy, C<sub>3</sub>-C<sub>5</sub>cycloalkoxy, C<sub>1</sub>-C<sub>4</sub>alkoxy C<sub>1</sub>-C<sub>4</sub>alkoxy, di(C<sub>1</sub>-C<sub>4</sub>alkyl)-amino C<sub>1</sub>-C<sub>4</sub>alkoxy, carbamoyl, N-C<sub>1</sub>-C<sub>4</sub>alkyl-carbamoyl, N,N-di(C<sub>1</sub>-C<sub>4</sub>alkyl)-carbamoyl, nitro, cyano, carboxy, C<sub>1</sub>-C<sub>4</sub>alkoxy carbonyl, C<sub>1</sub>-C<sub>4</sub>alkanoyl, C<sub>1</sub>-C<sub>4</sub>alkanoyloxy, benzoyl, amidino, guanidino, ureido, mercapto, C<sub>1</sub>-C<sub>4</sub>alkylthio, pyridyl, phenyl, phenoxy, C<sub>1</sub>-C<sub>4</sub>alkoxy phenyl, phenylthio, phenyl-C<sub>1</sub>-C<sub>4</sub>alkylthio, C<sub>1</sub>-C<sub>4</sub>alkylsulfonyl, phenylsulfonyl, C<sub>1</sub>-C<sub>4</sub>alkylphenylsulfonyl, C<sub>1</sub>-C<sub>4</sub>alkenyl, C<sub>1</sub>-C<sub>4</sub>alkanoyl, C<sub>1</sub>-C<sub>4</sub>alkylene dioxy bound at adjacent C-atoms of the ring, and C<sub>1</sub>-C<sub>4</sub>alkyl, which is substituted by halogen, hydroxy, C<sub>1</sub>-C<sub>4</sub>alkoxy, nitro, cyano, carboxy, C<sub>1</sub>-C<sub>4</sub>alkoxy carbonyl, C<sub>1</sub>-C<sub>4</sub>alkanoyl or C<sub>1</sub>-C<sub>4</sub>alkanoyloxy.

25 The terms "C<sub>5</sub>-C<sub>10</sub>aryl", "C<sub>5</sub>-C<sub>10</sub>heteroaryl" are to be understood as aromatic residues which are in each case unsubstituted or substituted by the substituents provided above, preferably in each case unsubstituted or substituted by one or more substituents selected from halogen, CN or alkyl, which can be unsubstituted or substituted by halogen, e.g. trifluoromethyl; or C<sub>1</sub>-C<sub>4</sub>alkoxy, or condensed, e.g. to a benzo[1,3]dioxole or 2,3-dihydrobenzo[1,4]dioxine and/or to a further heterocyclic ring. C<sub>5</sub>-C<sub>10</sub>heteroaryl is an aromatic heterocyclic system wherein one or more carbon atoms are replaced by hetero atoms. Preferred are 5 to 9 membered ring systems containing one, two or three hetero atoms. Examples of C<sub>5</sub>-C<sub>10</sub>aryl or C<sub>5</sub>-C<sub>10</sub>heteroaryl residues as mentioned above include phenyl, naphthyl, isobenzofuranyl, thienyl, indolyl.

30

- 3 -

The term "alkyl" represents a straight-chain or branched-chain alkyl group, preferably represents a straight-chain or branched-chain C<sub>1-7</sub>alkyl, particularly preferably represents a straight-chain or branched-chain C<sub>1-4</sub>alkyl; for example, methyl, ethyl, n- or iso-propyl, n-, iso-  
5 , sec- or tert-butyl, n-pentyl, n-hexyl, n-heptyl, n-octyl, n-nonyl, n-decyl, n-undecyl, n-dodecyl, with particular preference given to methyl, ethyl, n-propyl and iso-propyl.

Each alkyl part of "alkoxy", "alkoxyalkyl", "alkoxycarbonyl", "alkoxycarbonylalkyl" and  
"halogenalkyl" shall have the same meaning as described in the above-mentioned definition  
10 of "alkyl". Alkoxy is especially C<sub>1</sub>-C<sub>4</sub>alkoxy, in particular methoxy, ethoxy or n-propoxy.

"Hetero atoms" are atoms other than Carbon and Hydrogen, preferably Nitrogen (N), Oxygen (O) or Sulfur (S).

15 "Halogen" represents Fluoro, Chloro, Bromo or Iodo, preferably represents Fluoro, Chloro or Bromo and particularly preferably represents Chloro.

On account of the asymmetrical carbon atom(s) present in the compounds of formula I and their salts, the compounds may exist in optically active form or in form of mixtures of optical  
20 isomers, e.g. in form of racemic mixtures. All optical isomers and their mixtures including the racemic mixtures are part of the present invention.

In view of the close relationship between the novel compounds in free form and those in the form of their salts, including those salts that can be used as intermediates, for example in  
25 the purification or identification of the novel compounds, any reference to the free compounds hereinbefore and hereinafter is to be understood as referring also to the corresponding salts, as appropriate and expedient.

Where the plural form is used for compounds, salts, and the like, this is taken to mean also a  
30 single compound, salt, or the like.

Preferred substituents, preferred ranges of numerical values or preferred ranges of the radicals present in the formula (I) and the corresponding intermediate compounds are

- 4 -

defined below. These substituents, preferred ranges of numerical values or preferred ranges are preferred independently, collectively or in any combination or sub-combination:

X preferably represents CH<sub>2</sub>.

5

A and B preferably form together with the carbon atom to which they are attached a C<sub>3</sub>-C<sub>7</sub>cycloalkyl group group.

A and B particularly preferably form together with the carbon atom to which they are attached a cyclopropyl group.

10

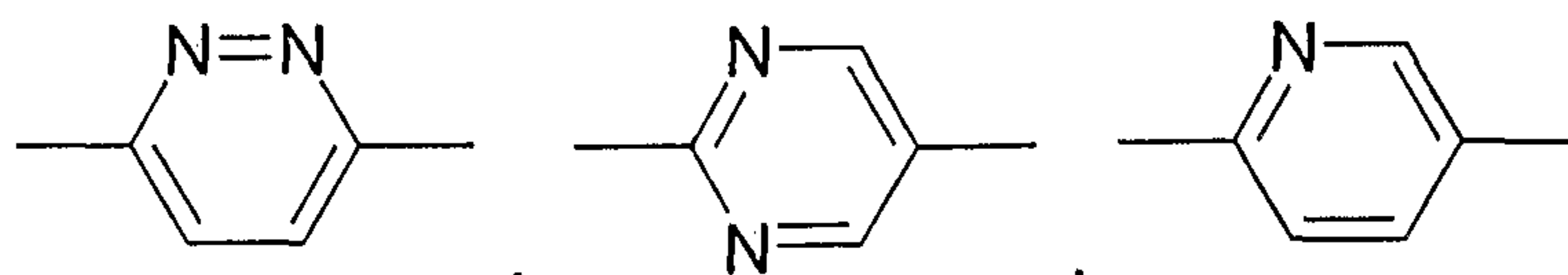
A and B preferably represent, independent from each other, hydrogen or C<sub>1</sub>-C<sub>4</sub>alkyl under the proviso that not both A and B can represent hydrogen at the same time.

15 A and B particularly preferably represent, independent from each other, hydrogen or C<sub>1</sub>-C<sub>2</sub>alkyl under the proviso that not both A and B can represent hydrogen at the same time.

A very particularly preferably represents hydrogen and B represents methyl.

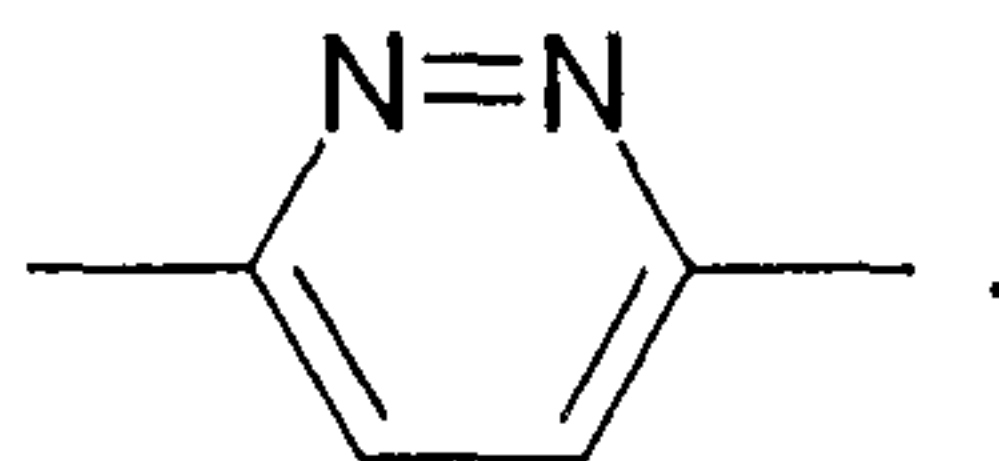
20

Y preferably represents one of the following groups:



Y particularly preferably represents the following group:

25



R preferably represents C<sub>5</sub>-C<sub>10</sub>aryl, which is unsubstituted or substituted by one or more substituents, the substituents selected from the group consisting of halogen; NO<sub>2</sub>; CN; C<sub>1</sub>-C<sub>4</sub>alkoxy which is unsubstituted or substituted by halogen; C<sub>1</sub>-C<sub>4</sub>alkyl which is unsubstituted or substituted by halogen, C<sub>1</sub>-C<sub>4</sub>alkylC(O)NH, C<sub>1</sub>-C<sub>4</sub>alkylsulfonyl.

30

- 5 -

- R preferably represents hetero-C<sub>5</sub>-C<sub>10</sub>aryl, which is unsubstituted or substituted by one or more substituents, the substituents selected from the group consisting of halogen; C<sub>1</sub>-C<sub>2</sub>alkoxy; CN or C<sub>1</sub>-C<sub>2</sub>alkyl which is unsubstituted or substituted by halogen.
- 5 R preferably represents N(R<sup>1</sup>)(R<sup>5</sup>) or N(R<sup>2</sup>)(CHR<sup>3</sup>R<sup>4</sup>).
- R particularly preferably represents phenyl or substituted phenyl, the substituents being selected from the group consisting of chlorine, fluorine, methyl, ethyl, methoxy, trifluoromethyl, trifluoromethoxy, cyano, nitro, acetamide, methylsulfonyl.
- 10 R particularly preferably represents unsubstituted or substituted hetero-C<sub>5</sub>-C<sub>10</sub>aryl, the hetero-C<sub>5</sub>-C<sub>10</sub>aryl selected from the group consisting of imidazolyl, triazolyl, tetrazolyl, furanyl, thiophenyl, benzo[b]thiophenyl, oxazolyl, isocazolyl, thiazolyl, isothiazolyl, 1-isobenzofuranyl, benzo[1,3]-dioxolyl, 2,3-dihydrobenzo[1,4]-dioxinyl,
- 15 benzo[1,2,5]oxadiazolyl, benzo[1,2,5]thiadiazolyl, chinolinyl, isochinolinyl; the substituents selected from the group consisting of chlorine, fluorine, methyl, ethyl, methoxy, trifluoromethyl, trifluoromethoxy, cyano, nitro, acetamide.
- R very particularly represents 5-indolyl.
- 20 R very particularly represents 5-methyl-2-thiophenyl.
- R<sup>1</sup>, R<sup>2</sup> and R<sup>3</sup> preferably represent, independently H, C<sub>1</sub>-C<sub>4</sub>alkyl, or CF<sub>3</sub>.
- 25 R<sup>4</sup> preferably represents C<sub>5</sub>-C<sub>10</sub>aryl or hetero-C<sub>5</sub>-C<sub>10</sub>aryl, which is unsubstituted or substituted by one or more substituents the substituents selected from the group consisting of halogen, C<sub>1</sub>-C<sub>4</sub>alkoxy, CN or C<sub>1</sub>-C<sub>2</sub>alkyl which is unsubstituted or substituted by halogen.
- 30 R<sup>5</sup> preferably represents C<sub>5</sub>-C<sub>10</sub>aryl or hetero-C<sub>5</sub>-C<sub>10</sub>aryl, which is unsubstituted or substituted by one or more substituents the substituents selected from the group consisting of halogen, C<sub>1</sub>-C<sub>4</sub>alkoxy, CN or C<sub>1</sub>-C<sub>2</sub>alkyl which is unsubstituted or substituted by halogen.

- 6 -

Preferred are compounds of formula (I) wherein A represents hydrogen, B represents methyl and B is in the trans-Position to the oxygen.

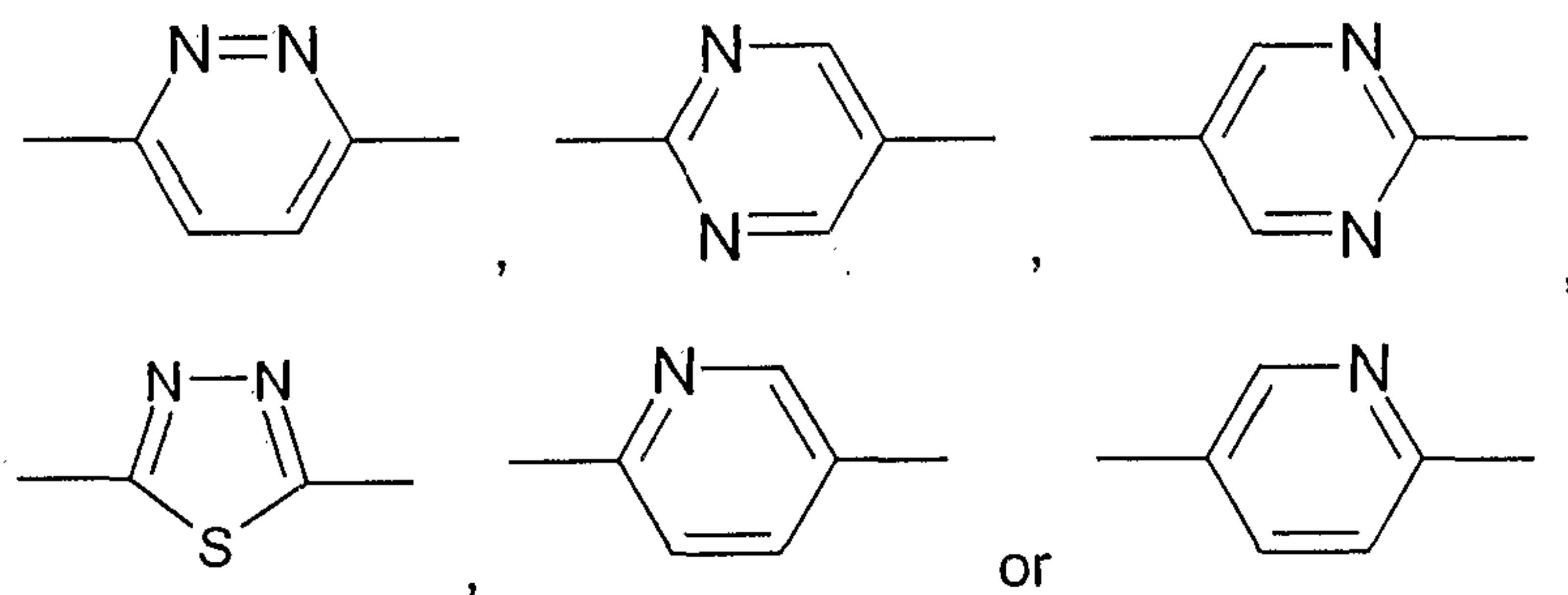
Further, preferred are compounds of formula (I) wherein the starting material of formula (III) is the (-) alcohol and the compound of formula (II) is a pyridazine or pyrimidine derivative.

Further, preferred are compounds of formula (I) wherein the starting material of formula (III) is the (+) alcohol and the compound of formula (II) is a pyridine derivative.

10 In particular compounds of formula I are preferred, wherein

X is CH<sub>2</sub> or a single bond,

Y is a group of formula



A and B, independently of each other, represent hydrogen or C<sub>1</sub>-C<sub>7</sub>alkyl under the proviso that not both A and B can represent hydrogen at the same time, or

A and B together with the carbon atom to which they are attached form a C<sub>3</sub>-C<sub>7</sub>cycloalkyl group,

R is C<sub>5</sub>-C<sub>10</sub>aryl, which is unsubstituted or substituted by one or more substituents selected from halogen, NO<sub>2</sub>, CN, C<sub>1</sub>-C<sub>4</sub>alkoxy which is unsubstituted or substituted by halogen, or C<sub>1</sub>-C<sub>4</sub>alkyl which is unsubstituted or substituted by halogen; hetero-C<sub>5</sub>-C<sub>10</sub>aryl, which is unsubstituted or substituted by one or more substituents selected from halogen, C<sub>1</sub>-C<sub>4</sub>alkoxy, CN or C<sub>1</sub>-C<sub>2</sub>alkyl which is unsubstituted or substituted by halogen; N(R<sup>1</sup>)(R<sup>4</sup>) or N(R<sup>2</sup>)(CHR<sup>3</sup>R<sup>4</sup>);

each of R<sup>1</sup>, R<sup>2</sup> and R<sup>3</sup> is independently H, C<sub>1</sub>-C<sub>4</sub>alkyl, or CF<sub>3</sub>; and

R<sup>4</sup> is C<sub>5</sub>-C<sub>10</sub>aryl, which is unsubstituted or substituted by one or more substituents selected from halogen, C<sub>1</sub>-C<sub>4</sub>alkoxy, CN or C<sub>1</sub>-C<sub>2</sub>alkyl which is unsubstituted or substituted by

30 halogen; or hetero-C<sub>5</sub>-C<sub>10</sub>aryl, which is unsubstituted or substituted by one or more

- 7 -

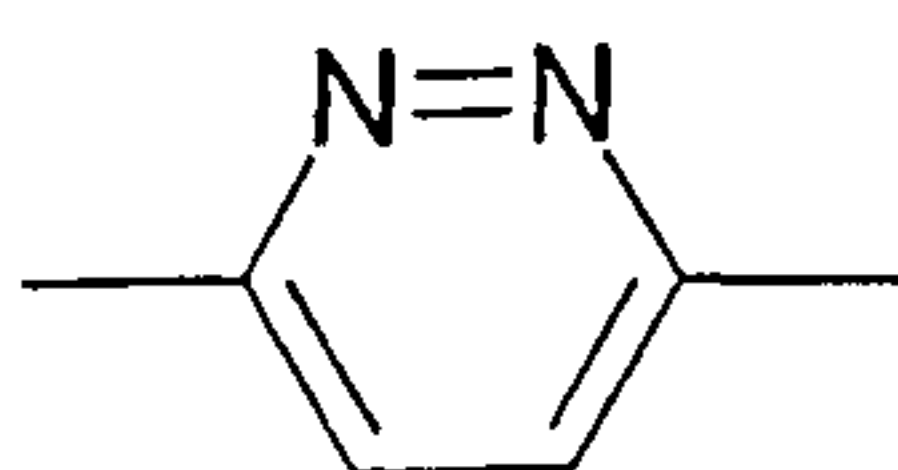
substituents selected from halogen, C<sub>1</sub>-C<sub>4</sub>alkoxy, CN or C<sub>1</sub>-C<sub>2</sub>alkyl which is unsubstituted or substituted by halogen.

Further, a preferred embodiment of the present invention relates to compounds of formula I,

5 wherein

X is CH<sub>2</sub> or a single bond,

Y is a group of formula



10 A and B, independently of each other, represent hydrogen or C<sub>1</sub>-C<sub>4</sub>alkyl under the proviso that not both A and B can represent hydrogen at the same time, or

A and B together with the carbon atom to which they are attached form a C<sub>3</sub>-C<sub>4</sub>cycloalkyl group,

and R is phenyl, which is unsubstituted or substituted by one or more substituents selected

15 from halogen, NO<sub>2</sub>, C<sub>1</sub>-C<sub>4</sub>alkoxy which is unsubstituted or substituted by halogen, or C<sub>1</sub>-C<sub>4</sub>alkyl which is unsubstituted or substituted by halogen.

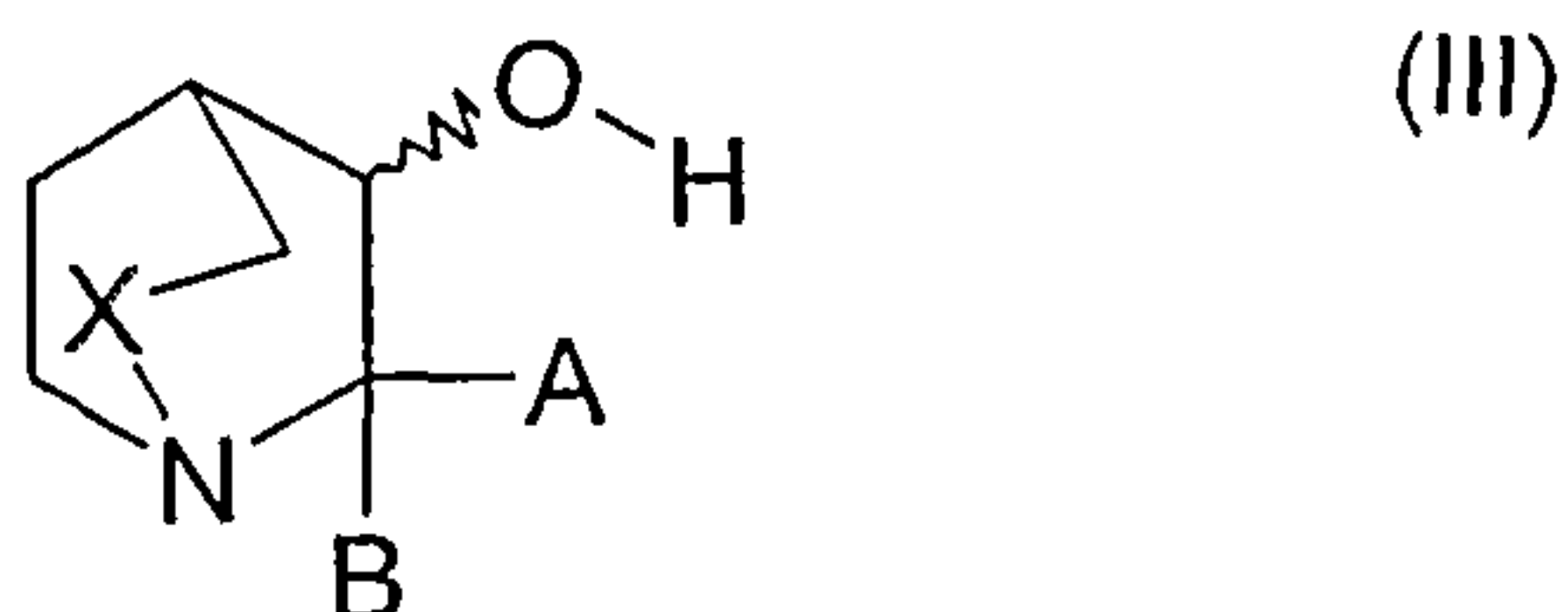
Particularly preferred compounds of the invention are the compounds of the Examples.

20 In a further aspect, the present invention provides a process for the production of a compound of formula I, which process comprises the step of reacting a compound of formula II



25

wherein Y and R are as defined above for a compound of formula I and Z is a leaving group, e.g. F, Cl, Br, I or OSO<sub>2</sub>CF<sub>3</sub>, with a compound of formula III



30

- 8 -

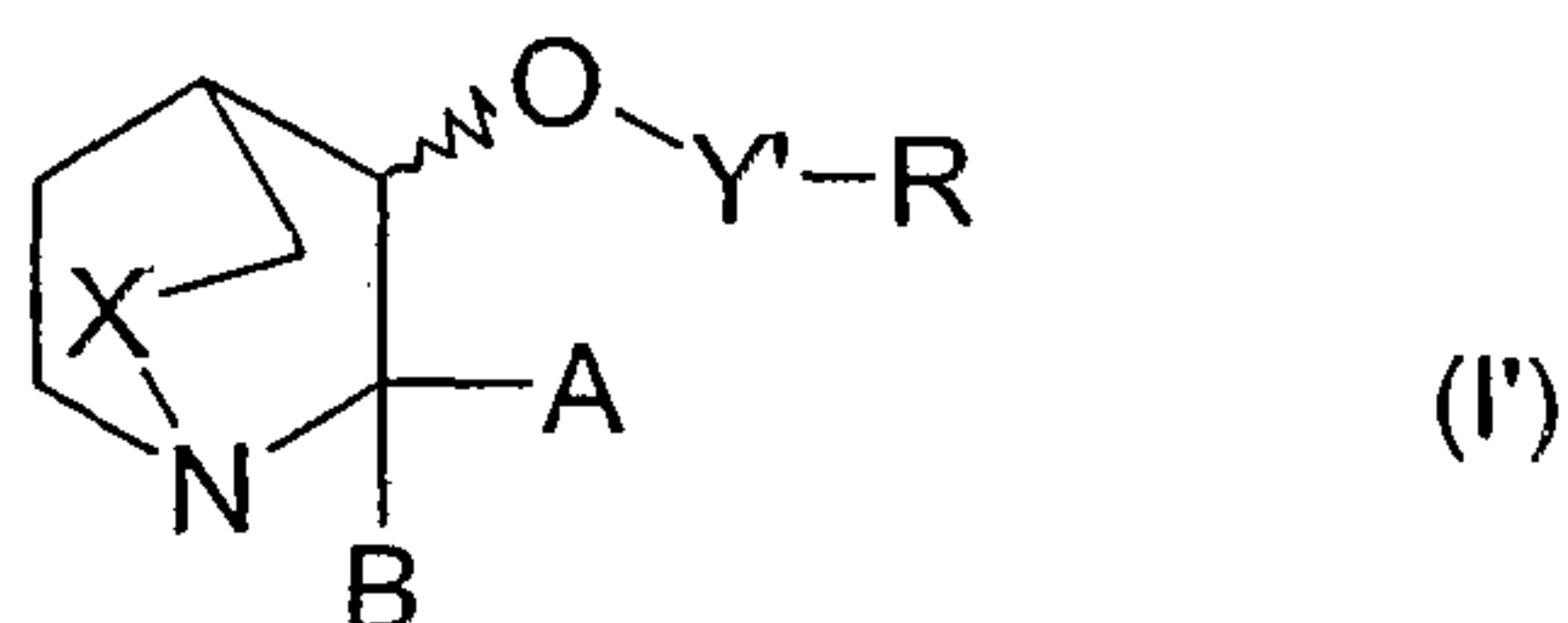
wherein A, B, X and Y have the meanings as defined for a compound of formula I, and recovering the so obtained compound of formula I in free base or acid addition salt form.

The reaction may be carried out in accordance with standard procedures, for example as  
5 illustrated in the Examples.

Compounds of formula II are known or may be prepared from corresponding known  
compounds, e.g. as described in the Examples, e.g. in analogy to Coates WJ, McKillop A  
(1992) Synthesis 334-342. The compounds of formula III are known (Vorob'eva, V. Ya.;  
10 Bondarenko, V. A.; Mikhlina, E. E.; Turchin, K. F.; Linberg, L. F.; Yakhontov, L. N. Reaction  
of 2-methylene-3-oxoquinuclidine with nucleophilic reagents. Khimiya Geterotsiklicheskikh  
Soedinenii (1977), (10), 1370-6).

Alternatively, the compounds of formula I'

15

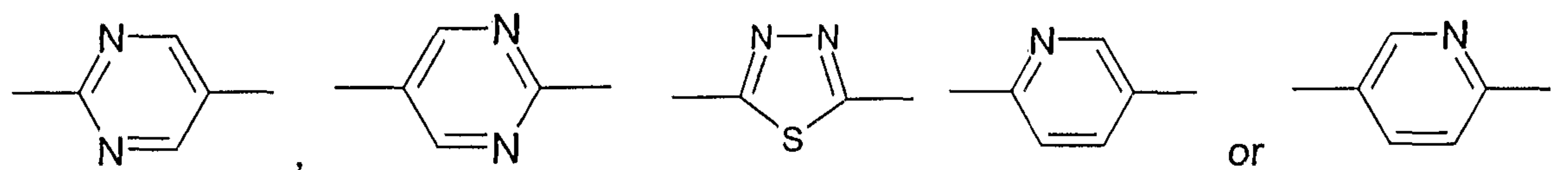


wherein

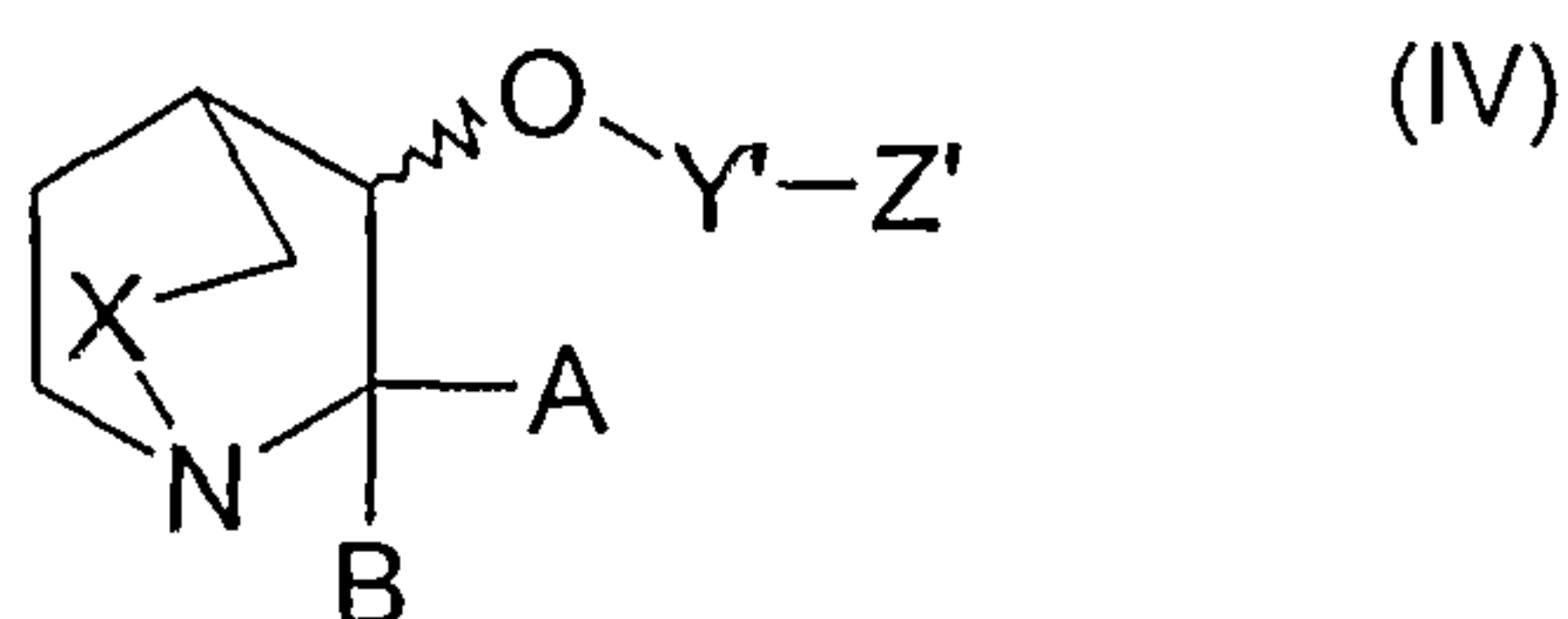
A, B, X and R are as defined above for a compound of formula I and

Y' represents one of the following groups

20



can be produced by a process comprising the step of reacting a compound of formula IV



25

wherein

A, B and X are as defined above for a compound of formula I and

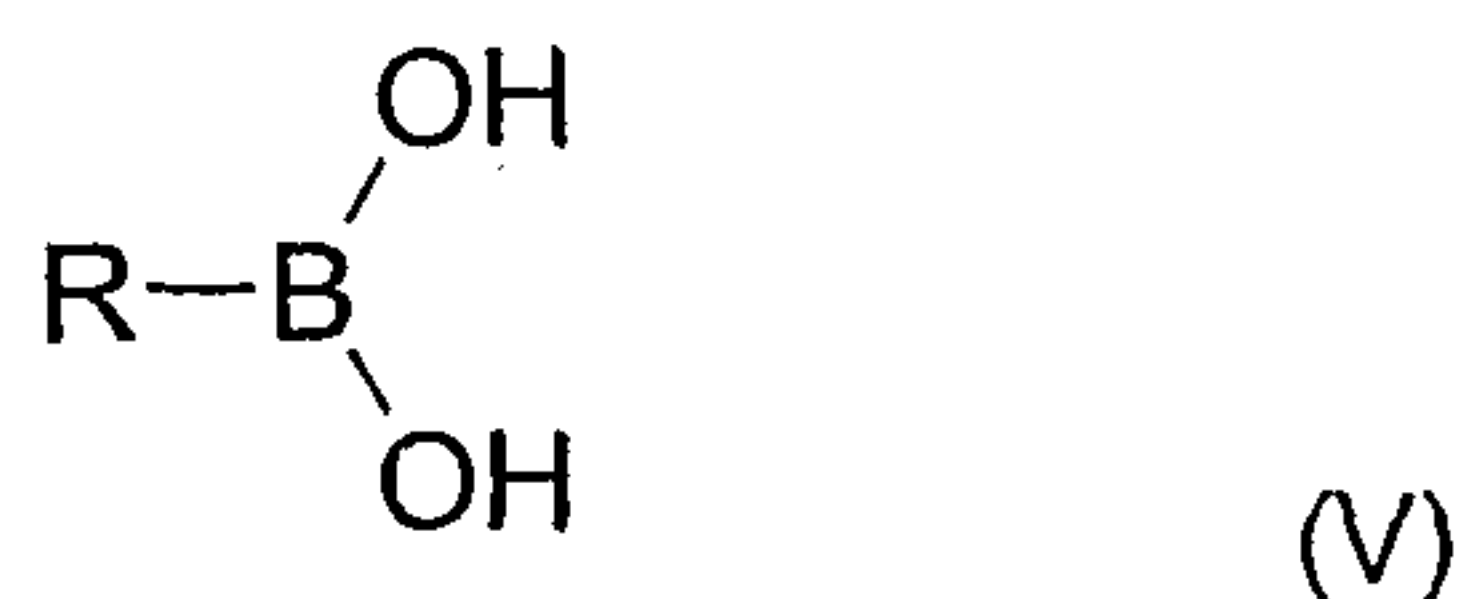
- 9 -

Y' is as defined above for a compound of formula I',

Z' represents

with a compound of formula V

5



wherein

R is as defined above for a compound of formula I

10 B represents a Boron atom,


and recovering the so obtained compound of formula I' in free base or acid addition salt form.

15 Compounds of formula IV are known or may be prepared from corresponding known compounds, e.g. by reacting compounds of formula III with compounds of formula II';



wherein

20 Y' represents one of the following groups:



Z is as defined above.

25 Compounds of formula V (e.g. unsubstituted or substituted phenylboronic acids) are known or may be prepared from corresponding known compounds.

The following considerations apply to the individual reaction steps described above:

30 a) One or more functional groups, for example carboxy, hydroxy, amino, or mercapto, may need to be protected in the starting materials by protecting groups. The protecting groups

- 10 -

employed may already be present in precursors and should protect the functional groups concerned against unwanted secondary reactions, such as acylations, etherifications, esterifications, oxidations, solvolysis, and similar reactions. It is a characteristic of protecting groups that they lend themselves readily, i.e. without undesired secondary reactions, to removal, typically by solvolysis, reduction, photolysis or also by enzyme activity, for example under conditions analogous to physiological conditions, and that they are not present in the end-products. The specialist knows, or can easily establish, which protecting groups are suitable with the reactions mentioned hereinabove and hereinafter. The protection of such functional groups by such protecting groups, the protecting groups themselves, and their removal reactions are described for example in standard reference works, such as J. F. W. McOmie, "Protective Groups in Organic Chemistry", Plenum Press, London and New York 1973, in T. W. Greene, "Protective Groups in Organic Synthesis", Wiley, New York 1981, in "The Peptides"; Volume 3 (editors: E. Gross and J. Meienhofer), Academic Press, London and New York 1981, in "Methoden der organischen Chemie" (Methods of organic chemistry), Houben Weyl, 4th edition, Volume 15/I, Georg Thieme Verlag, Stuttgart 1974, in H.-D. Jakubke and H. Jescheit, "Aminosäuren, Peptide, Proteine" (Amino acids, peptides, proteins), Verlag Chemie, Weinheim, Deerfield Beach, and Basel 1982, and in Jochen Lehmann, "Chemie der Kohlenhydrate: Monosaccharide und Derivate" (Chemistry of carbohydrates: monosaccharides and derivatives), Georg Thieme Verlag, Stuttgart 1974.

b) Acid addition salts may be produced from the free bases in known manner, and vice-versa. Alternatively, optically pure starting materials can be used. Suitable acid addition salts for use in accordance with the present invention include for example the hydrochloride.

c) Stereoisomeric mixtures, e.g. mixtures of diastereomers, can be separated into their corresponding isomers in a manner known per se by means of suitable separation methods. Diastereomeric mixtures for example may be separated into their individual diastereomers by means of fractionated crystallization, chromatography, solvent distribution, and similar procedures. This separation may take place either at the level of a starting compound or in a compound of formula I itself. Enantiomers may be separated through the formation of diastereomeric salts, for example by salt formation with an enantiomer-pure chiral acid, or by means of chromatography, for example by HPLC, using chromatographic substrates with chiral ligands. Alternatively, optically pure starting materials can be used.

- 11 -

d) Suitable diluents for carrying out the above-described are especially inert organic solvents. These include, in particular, aliphatic, alicyclic or aromatic, optionally halogenated hydrocarbons, such as, for example, benzene, toluene, xylene, chlorobenzene, dichlorobenzene, petroleum ether, hexane, cyclohexane, dichloromethane, chloroform, carbon tetrachloride; ethers, such as diethyl ether, diisopropyl ether, dioxane, tetrahydrofuran or ethylene glycol dimethyl ether or ethylene glycol diethyl ether; ketones, such as acetone, butanone or methyl isobutyl ketone; nitriles, such as acetonitrile propionitrile or butyronitrile; amides, such as N,N-dimethylformamide, N,N-dimethylacetamide, N-methyl-formanilide, N-methyl-pyrrolidone or hexamethylphosphoric triamide; esters, such as methyl acetate or ethyl acetate, sulphoxides, such as dimethyl sulphoxide, alcohols, such as methanol, ethanol, n- or i-propanol, ethylene glycol monomethyl ether, ethylene glycol monoethyl ether, diethylene glycol monomethyl ether, diethylene glycol monoethyl ether. Further, mixtures of diluents may be employed. Depending on the starting materials, reaction conditions and auxiliaries, water or diluents containing water may be suitable. It is also possible to use one a starting material as diluent simultaneously.

e) Reaction temperatures can be varied within a relatively wide range. In general, the processes are carried out at temperatures between 0°C and 150°C, preferably between 10°C and 120°C. Deprotonation reactions can be varied within a relatively wide range. In general, the processes are carried out at temperatures between -150°C and +50°C, preferably between -75°C and 0°C.

f) The reactions are generally carried out under atmospheric pressure. However, it is also possible to carry out the processes according to the invention under elevated or reduced pressure – in general between 0.1 bar and 10 bar.

g) Starting materials are generally employed in approximately equimolar amounts. However, it is also possible to use a relatively large excess of one of the components. The reaction is generally carried out in a suitable diluent in the presence of a reaction auxiliary, and the reaction mixture is generally stirred at the required temperature for a number of hours.

- 12 -

h) Working up the reaction mixtures according to the above processes and purification of the compounds thus obtained may be carried out in accordance to known procedures (cf. the Preparation Examples).

- 5 Compounds of formula (I) and their pharmaceutically acceptable acid addition salts, hereinafter referred to as agents of the invention, exhibit valuable pharmacological properties and are therefore useful as pharmaceuticals.
- The compounds of the invention and their pharmaceutically acceptable acid addition salts, hereinafter referred to as compounds of the invention, exhibit valuable pharmacological pro-
- 10 perties when tested in vitro and in animals, and are therefore useful as pharmaceuticals.

Thus, the compounds of the invention are found to be cholinergic ligands of the nAChR. In addition preferred compounds of the invention show selective  $\alpha 7$ -nAChR activity. The compounds of the present invention may in particular be found to be agonists, partial

15 agonists, antagonists or allosteric modulators of the receptor.

Due to their pharmacological profiles, compounds of the invention are anticipated to be useful for the treatment of diseases or conditions as diverse as CNS related diseases; PNS related diseases, diseases related to inflammation, pain and withdrawal symptoms caused

20 by an abuse of chemical substances., diseases or disorders related to the CNS include general anxiety disorders, cognitive disorders, learning and memory deficits and dysfunctions, Alzheimer's disease, ADHD, Parkinson's disease, Huntington's disease, ALS, prionic neurodegenerative disorders such as Creutzfeld-Jacob disease and kuru disease, Gilles de la Tourette's syndrome, psychosis, depression and depressive disorders, mania, manic de-

25 pression, schizophrenia, the cognitive deficits in schizophrenia, obsessive compulsive disorders, panic disorders, eating disorders, narcolepsy, nociception, AIDS-dementia, senile dementia, mild cognitive dysfunctions related to age, autism, dyslexia, tardive dyskinesia, epilepsy, and convulsive disorders, post-traumatic stress disorders, transient anoxia, pseudodementia, pre-menstrual syndrome, late luteal phase syndrome, chronic fatigue syndrome

30 and jet lag. Furthermore, compounds of the invention may be useful for the treatment of endocrine disorders, such as thyrotoxicosis, pheochromocytoma, hypertension and arrhythmias as well as angina pectoris, hyperkinesia, premature ejaculation and erectile difficulty. Still further, compounds of the invention may be useful in the treatment of inflammatory disorders (Wang et al., Nature 2003, 421,384), disorders or conditions including inflamma-

- 13 -

tory skin disorders, Crohn's disease, inflammatory bowel disease, ulcerative colitis and diarrhoea. Compounds of the invention may further be useful for the treatment of withdrawal symptoms caused by termination of the use of addictive substances, like tobacco, nicotine, opioids, benzodiazepines and alcohol. Finally, compounds of the invention may be useful for the treatment of pain, e.g. caused by migraine, postoperative pain, phantom limb pain or pain associated with cancer. The pain may comprise inflammatory or neuropathic pain, central pain, chronic headache, pain related to diabetic neuropathy, to post therapeutic neuralgia or to peripheral nerve injury.

10 Furthermore, degenerative ocular disorders which may be treated include ocular diseases which may directly or indirectly involve the degeneration of retinal cells, including ischemic retinopathies in general, anterior ischemic optic neuropathy, all forms of optic neuritis, age-related macular degeneration (AMD), in its dry forms (dry AMD) and wet forms (wet AMD), diabetic retinopathy, cystoid macular edema (CME), retinal detachment, retinitis pigmentosa, Stargardt's disease, Best's vitelliform retinal degeneration, Leber's congenital amaurosis and other hereditary retinal degenerations, pathologic myopia, retinopathy of prematurity, and Leber's hereditary optic neuropathy,

In another aspect, the compounds of the invention are used as diagnostic agents and/or PET ligands, e.g. for the identification and localization of nicotine receptors in various tissues. Properly isotope-labeled agents of the invention exhibit valuable properties as histopathological labeling agents, imaging agents and/or biomarkers, hereinafter "markers", for the selective labeling of the nAChR. More particularly the agents of the invention are useful as markers for labeling the  $\alpha 7$  nAChR receptors *in vitro* or *in vivo*. In particular, compounds of the invention which are properly isotopically labeled are useful as PET markers. Such PET markers are labeled with one or more atoms selected from the group consisting of  $^{11}\text{C}$ ,  $^{13}\text{N}$ ,  $^{15}\text{O}$ ,  $^{18}\text{F}$ .

The agents of the invention are therefore useful, for instance, for determining the levels of receptor occupancy of a drug acting at the nAChR, or diagnostic purposes for diseases resulting from an imbalance or dysfunction of nAChR, and for monitoring the effectiveness of pharmacotherapies of such diseases.

- 14 -

In accordance with the above, the present invention provides an agent of the invention for use as a marker for neuroimaging.

5 In a further aspect, the present invention provides a composition for labeling brain and peripheral nervous system structures involving nAChR *in vivo* and *in vitro* comprising an agent of the invention.

10 In still a further aspect, the present invention provides a method for labeling brain and peripheral nervous system structures involving nAChR *in vitro* or *in vivo*, which comprises contacting brain tissue with an agent of the invention.

The method of the invention may comprise a further step aimed at determining whether the agent of the invention labeled the target structure. Said further step may be effected by observing the target structure using positron emission tomography (PET) or single photon emission computed tomography (SPECT), or any device allowing detection of radioactive radiations.

20 In particular, the agents of the invention are  $\alpha 7$  nicotinic acetylcholine receptor ( $\alpha 7$  nAChR) agonists.

In functional assays, the agents of the invention display high affinity at the  $\alpha 7$  nAChR as shown in the following tests:

25 a) A functional assay for affinity at the  $\alpha 7$  nAChR is carried out with a rat pituitary cell line stably expressing the  $\alpha 7$  nAChR. Briefly, GH3 cells recombinantly expressing the nAChR  $\alpha 7$  were seeded 72 h prior to the experiment on black 96-well plates and incubated at 37°C in a humidified atmosphere (5 % CO<sub>2</sub>/95 % air). On the day of the experiment medium was removed by flicking the plates and replaced with 100  $\mu$ l growth medium containing a fluorescent calcium sensitive dye, in the presence of 2.5 mM probenicid (Sigma). The cells  
30 were incubated at 37°C in a humidified atmosphere (5 % CO<sub>2</sub>/95 % air) for 1 h. Plates were flicked to remove excess of Fluo-4, washed twice with HEPES-buffered salt solution (in mM: NaCl 130, KCl 5.4, CaCl<sub>2</sub> 2, MgSO<sub>4</sub> 0.8, NaH<sub>2</sub>PO<sub>4</sub> 0.9, glucose 25, HEPES 20, pH 7.4; HBS) and refilled with 100  $\mu$ l of HBS containing antagonists when appropriate. The incubation in the presence of the antagonist lasted between 3 and 5 minutes. Plates were then placed into

- 15 -

an imaging plate reader and fluorescence signal recorded. In this assay, compounds of the invention exhibit pEC<sub>50</sub> values of about 5 to about 9. Partial and potent agonists in this test are preferred.

5 b) To assess the antagonist activity of the compounds of the invention on the human neuronal nAChR  $\alpha 4\beta 2$ , a similar functional assay is carried out using a human epithelial cell line stably expressing the human  $\alpha 4\beta 2$  subtype (Michelmore et al., Naunyn-Schmiedeberg's Arch. Pharmacol. (2002) 366, 235) In this assay, the preferred compounds of the invention show selectivity for the  $\alpha 7$  nAChR subtypes.

10

c) To assess the antagonist activity of the compounds of the invention on the "ganglionic subtype" ( $\alpha 3\beta 4$ ), the muscle type of nicotinic receptor ( $\alpha 1\beta 1\gamma\delta$ ) and the 5-HT<sub>3</sub> receptor, similar functional tests as just described under a) are carried out with a human epithelial cell line stably expressing the human ganglionic subtype, a cell line endogenously expressing the human muscle type of nicotinic receptors or a cell line endogenously expressing the murine 5-HT<sub>3</sub> receptor (Michelmore et al., Naunyn-Schmiedeberg's Arch. Pharmacol. (2002) 366, 235. Compounds which display little or no activity on the  $\alpha 3\beta 4$  nAChR, the muscle subtype of nicotinic receptor as well as the 5-HT<sub>3</sub> receptor are especially preferred.

15 20 In the model of mice showing sensory gating deficit (DBA/2-mice) described by S. Leonard et al. in Schizophrenia Bulletin 22, 431-445 (1996), the compounds of the invention induce significant sensory gating at concentrations of about 10 to about 40  $\mu$ M.

25 The compounds of the invention may be shown to increase attention in a test of attention for rodents (Robbins, J. Neuropsychiatry Clin. Neurosci. (2001) 13, 326-35), namely the 5-choice serial reaction time test (5-CSRTT). In this test, the rat must observe a wall containing 5 holes. When a light flash appears in one of them, the rat must respond with a nose-poke into the correct hole within 5 sec. in order to receive a food pellet reward, delivered to a feeder in the opposite wall.

30

Compounds of the invention may also show learning/memory enhancing effects in the social recognition test in mice and rats (Ennaceur and Delacour, Behav. Brain Res. (1988) 31, 47-59).

- 16 -

The compounds of the invention are therefore useful for the prevention and treatment (including mitigation and prevention) of various disorders, especially those mentioned above. The usefulness of  $\alpha 7$  nAChR agonists in neurodegeneration is documented in the literature, e.g. in Wang et al., J. Biol. Chem. 275, 5626-5632 (2000).

5

For the treatment of the above and other disorders, the appropriate dosage of a compound (active ingredient) of the invention will, of course, vary depending upon, for example, the host, the mode of administration and the nature and severity of the condition being treated as well as the relative potency of the particular agent of the invention employed. For example, the amount of active agent required may be determined on the basis of known in vitro and in vivo techniques, determining how long a particular active agent concentration in the blood plasma remains at an acceptable level for a therapeutic effect. In general, satisfactory results in animals are indicated to be obtained at daily dosages of from about 0.01 to about 30.0 mg/kg p.o. In humans, an indicated daily dosage is in the range of from about 0.7 to about 1400 mg/day p.o., e.g. from about 50 to 200 mg (70 kg man), conveniently administered once or in divided doses up to 4 x per day or in sustained release form. Oral dosage forms accordingly suitably comprise from about 1.75 or 2.0 to about 700 or 1400 mg of a compound of the invention admixed with an appropriate pharmaceutically acceptable diluent or carrier therefor.

20 Pharmaceutical compositions contain, for example, from about 0.1 % to about 99.9 %, preferably from about 20 % to about 60 %, of the active ingredient(s).

Examples for compositions comprising a compound of the invention include, for example, a solid dispersion, an aqueous solution, e.g. containing a solubilising agent, a microemulsion and a suspension of, e.g. a salt of a compound of formula I or a free compound of the formula I in the range of from 0.1 to 1 %, e.g. 0.5 %. The composition may be buffered to a pH in the range of, e.g. from 3.5 to 9.5, e.g. to pH 4.5, by a suitable buffer.

The compounds of the invention are also commercially useful as research chemicals.

30

For use according to the invention, a compound of the formula I and/or a pharmaceutically acceptable salt thereof may be administered as single active agent or in combination with one or more other active agents of the formula I and/or a pharmaceutically acceptable salt thereof or especially other active agents commonly employed especially for the treatment of

- 17 -

the disorders mentioned herein or further other disorders, in any customary manner, e.g. orally, for example in the form of tablets, capsules, or as nasal spray, or parenterally, for example in the form of injection solutions or suspensions. Such other active agents employed in such combinations are preferably selected from the group consisting of  
5 benzodiazepines, selective serotonin reuptake inhibitors (SSRIs), selective serotonin and norepinephrine reuptake inhibitors (SNRIs), conventional antipsychotics, atypical antipsychotics, buspirone, carbamazepine, oxcarbazepine, gabapentin and pregabalin.

An SSRI suitable for the present invention is especially selected from fluoxetine, fuvoxamine,  
10 sertraline, paroxetine, citalopram and escitalopram. An SNRI suitable for the present invention is especially selected from venlafaxine and duloxetine. The term "benzodiazepines" as used herein includes, but is not limited to clonazepam, diazepam and lorazepam. The term "conventional antipsychotics" as used herein includes, but is not limited to haloperidol, fluphenazine, thiotixene and flupentixol. The term "atypical antipsychotics" as used herein  
15 relates to clozaril, risperidone, olanzapine, quetiapine, ziprasidone and aripiprazol.

Buspirone can be administered in free form or as a salt, e.g. as its hydrochloride, e.g., in the form as marketed, e.g. under the trademark Buspar™ or Bespar™. It can be prepared and administered, e.g., as described in US 3,717,634. Fluoxetine can be administered, e.g., in  
20 the form of its hydrochloride as marketed, e.g. under the trademark Prozac™. It can be prepared and administered, e.g., as described in CA 2002182. Paroxetine ((3S,4R)-3-[(1,3-benzodioxol-5-yloxy)methyl]-4-(4-fluorophenyl)piperidine) can be administered, e.g., in the form as marketed, e.g. under the trademark Paxil™. It can be prepared and administered, e.g., as described in US 3,912,743. Sertraline can be administered, e.g., in the form as  
25 marketed, e.g. under the trademark Zoloft™. It can be prepared and administered, e.g., as described in US 4,536,518. Clonazepam can be administered, e.g., in the form as marketed, e.g. under the trademark Anteplepsin™. Diazepam can be administered, e.g., in the form as marketed, e.g. under the trademark Diazepam Desitin™. Lorazepam can be administered, e.g., in the form as marketed, e.g. under the trademark Tavor™. Citalopram can be  
30 administered in free form or as a salt, e.g. as its hydrobromide, e.g., in the form as marketed, e.g. under the trademark Cipramil™. Escitalopram can be administered, e.g., in the form as marketed, e.g. under the trademark Cipralextm. It can be prepared and administered, e.g., as described in AU623144. Venlafaxine can be administered, e.g., in the form as marketed, e.g. under the trademark Trevilor™. Duloxetine can be administered, e.g.,

21489-10623

- 18 -

in the form as marketed, e.g. under the trademark Cymbalta™. It may be prepared and administered, e.g., as described in CA 1302421. Carbamazepine can be administered, e.g., in the form as marketed, e.g. under the trademark Tegretal™ or Tegretol™. Oxcarbazepine can be administered, e.g., in the form as marketed, e.g. under the trademark Trileptal™.

5 Oxcarbazepine is well known from the literature [see for example Schuetz H. et al., Xenobiotica (GB), 16(8), 769-778 (1986)]. Gabapentin can be administered, e.g., in the form as marketed, e.g. under the trademark Neurontin™. Haloperidol can be administered, e.g., in the form as marketed, e.g. under the trademark Haloperidol STADA™. Fluphenazine can be administered, e.g., in the form of its dihydrochloride as marketed, e.g. under the  
10 trademark Prolixin™. Thiothixene can be administered, e.g., in the form as marketed, e.g. under the trademark Navane™. It can be prepared, e.g., as described in US 3,310,553. Flupentixol can be administered for instance in the form of its dihydrochloride, e.g., in the form as marketed, e.g. under the trademark Emergil™ or in the form of its decanoate, e.g., in the form as marketed, e.g. under the trademark Depixol™. It can be prepared, e.g., as  
15 described in BP 925,538. Clozaril can be administered, e.g., in the form as marketed, e.g. under the trademark Leponex™. It can be prepared, e.g., as described in US 3,539,573. Risperidone can be administered, e.g., in the form as marketed, e.g. under the trademark Risperdal™. Olanzapine can be administered, e.g., in the form as marketed, e.g. under the trademark Zyprexa™. Quetiapine can be administered, e.g., in the form as marketed, e.g.  
20 under the trademark Seroquel™. Ziprasidone can be administered, e.g., in the form as marketed, e.g. under the trademark Geodon™. It can be prepared, e.g., as described in GB 281,309. Aripiprazole can be administered, e.g., in the form as marketed, e.g. under the trademark Abilify™. It can be prepared, e.g., as described in US 5,006,528.

25 In the case of a combination, the pharmaceutical compositions for separate administration of the combination partners and/or those for administration in a fixed combination, i.e. a single

- 19 -

galenical composition comprising at least two combination partners, according to the invention can be prepared in a manner known per se and are those suitable for enteral, such as oral or rectal, and parenteral administration to mammals, including man, comprising a therapeutically effective amount of at least one pharmacologically active combination partner alone or in combination with one or more pharmaceutically acceptable carriers, especially suitable for enteral or parenteral application. When the combination partners employed are applied in the form as marketed as single drugs, their dosage and mode of administration can take place in accordance with the information provided on the packet leaflet of the respective marketed drug in order to result in the beneficial effect described herein, if not mentioned herein otherwise.

Pharmaceutical preparations for the combination therapy for enteral or parenteral administration are, for example, those in unit dosage forms, such as sugar-coated tablets, tablets, capsules or suppositories, or furthermore ampoules. If not indicated otherwise, these are prepared in a manner known per se, for example by means of conventional mixing, granulating, sugar-coating, dissolving or lyophilizing processes. It will be appreciated that the unit content of a combination partner contained in an individual dose of each dosage form need not in itself constitute an effective amount since the necessary effective amount can instead with a single dosage unit also be reached by administration of a two or more dosage units.

In particular, a therapeutically effective amount of each of the combination partners may be administered simultaneously or sequentially and in any order, and the components may be administered separately (e.g. sequentially after fixed or variable periods of time), or as a fixed combination. For example, the method of treatment (including mitigation) of a disorder according to the invention may comprise (i) administration of the combination partner (a) (a compound of the present invention) in free or pharmaceutically acceptable salt form and (ii) administration of a combination partner (b) (e.g. a different compound of the present invention or an active ingredient of a different formula) in free or pharmaceutically acceptable salt form, simultaneously or sequentially in any order, in jointly therapeutically effective amounts, preferably in synergistically effective amounts, e.g. in daily dosages corresponding to the amounts described herein. The individual combination partners can be administered separately at different times during the course of therapy or concurrently in divided or single combination forms. Furthermore, the term "administering" also encompasses the use of a pro-drug of a combination partner that convert *in vivo* to the combination partner as such. The

- 20 -

instant invention is therefore to be understood as embracing all such regimes of simultaneous and/ or alternating treatment and the term "administering" is to be interpreted accordingly.

5 The effective dosage of the combination partners employed may vary, for example depending on the particular compound or pharmaceutical composition employed, the mode of administration, the disorder being treated, and/or the severity of the disorder being treated. Thus, the dosage regimen is selected in accordance with a variety of factors including the route of administration, metabolism by and the renal and hepatic function of the patient. A  
10 physician, clinician or veterinarian of ordinary skill can readily determine and prescribe the effective amount of the single active ingredients required to prevent, mitigate, counter or arrest the disorder. Optimal precision in achieving concentration of the active ingredients within the range that yields efficacy without toxicity requires a regimen based on the kinetics of the active ingredients' availability to target sites.

15

In accordance with the foregoing, the present invention also provides:

(1) A compound of the formula I, and/or a salt thereof, for use in the diagnostic or therapeutic  
20 treatment of a mammal, especially a human; especially for use as an alpha-7 receptor agonist, for example for use in the treatment (including mitigation) of any one or more disorders, especially of any one or more of the particular disorders set forth hereinbefore and hereinafter.

(2) A pharmaceutical composition comprising a compound of the formula I, and/or a pharmaceutically acceptable salt thereof, as active ingredient together with a pharmaceutically acceptable diluent or carrier.

(2') A pharmaceutical composition for the treatment or prevention of a disorder in the treatment  
25 of which alpha-7 receptor activation plays a role or is involved and/or in which alpha-7 receptor activity is involved, especially any one or more of the disorders mentioned hereinbefore or hereinafter, comprising a compound of the formula I, and/or a pharmaceutically acceptable salt thereof, and a pharmaceutically acceptable diluent or carrier.

(3) A method for the treatment of a disorder, especially any one or more of the particular  
30 disorders set forth hereinbefore, in a subject in need of such treatment, comprising administering a pharmaceutically effective amount of a compound of the formula I, or a pharmaceutically acceptable salt thereof.

(3') A method for treating or preventing a disorder in the treatment of which alpha-7 receptor activation plays a role or is involved and/or in which alpha-7 receptor activity is involved, com-

- 21 -

prising administering to a mammal in need thereof a therapeutically effective amount of a compound of the formula I, and/or a pharmaceutically acceptable salt thereof.

(4) The use of a compound of the formula I, and/or a pharmaceutically acceptable salt thereof, for the manufacture of a medicament for the treatment or prevention of a disease or condition in the treatment of which alpha-7 receptor activation plays a role or is involved and/or in which alpha-7 receptor activity is involved, especially one or more of the disorders mentioned above.

(5) A method as defined above comprising co-administration, e.g. concomitantly or in sequence, of a therapeutically effective amount of an alpha-7 agonist of the formula I, and/or a pharmaceutically acceptable salt thereof, and a second pharmaceutically active compound and/or a pharmaceutically acceptable salt thereof, said second pharmaceutically active compound and/or salt thereof being especially for use in the treatment of any one or more of the disorders set forth hereinbefore or hereinafter.

(6) A combination comprising a therapeutically effective amount of an alpha-7 agonist of the formula I, and/or a pharmaceutically acceptable salt thereof, and a second pharmaceutically active compound and/or a pharmaceutically acceptable salt thereof, said second pharmaceutically active compound being especially for use or of use in the treatment of any one or more of the particular disorders set forth hereinbefore.

(7) A product obtained according to the above described process, characterized in that (+)-trans-2-methyl-1-aza-bicyclo[2.2.2]octan-3-ol is used as starting material and Y represents pyrimidinyl or pyridazinyl.

(7') A product obtained according to the above described process, characterized in that (-)-trans-2-methyl-1-aza-bicyclo[2.2.2]octan-3-ol is used as starting material and Y represents pyridinyl.

The Examples which follow serve to illustrate the invention without limiting the scope thereof.

The following abbreviations are used :

AcOEt	ethyl acetate
aq.	aqueous
DEAD	diethylazodicarboxylate
DMF	dimethylformamide
EtOH	ethanol
FC	flash chromatography

- 22 -

HV	high vacuum
MeOH	MeOH
RP-HPLC	reversed-phase high performance liquid chromatography
rt	room temperature
5 <i>rac.</i>	racemate
soln.	solution

Temperatures are measured in degrees Celsius. Unless indicated otherwise, reactions are carried out at room temperature. The structure of final products, intermediates and starting materials is confirmed by standard analytical methods, e.g. microanalysis and spectroscopic characteristics (e.g. MS, IR, NMR).

**Example 1: Preparation of Rac.-trans-3-[6-(2-Fluoro-4-methyl-phenyl)-pyridazin-3-yloxy]-2-methyl-1-aza-bicyclo[2.2.2]octane**

15 A solution of rac.-trans-2-methyl-1-aza-bicyclo[2.2.2]octan-3-ol (1.3 mmol) in DMF (5 ml) is treated with sodium hydride (60% in mineral oil; 1.3 mmol). After 1 hr at rt, a solution of 3-chloro-6-(2-fluoro-4-methyl-phenyl)-pyridazine (1.5 mmol) in DMF (30 ml) is added, and the reaction mixture heated to 50 °C for 16 hrs. After cooling to rt, the DMF solution is  
20 quenched with a 10 % NaCl solution, extracted with methylene dichloride (2 X 15 ml), followed by sodium chloride solution (20 ml). The organic layer is dried over anhydrous magnesium sulfate, filtered and evaporated to dryness, and the residual oil purified by silica gel column chromatography (eluent: CH<sub>2</sub>Cl<sub>2</sub>:CH<sub>3</sub>OH:NH<sub>3</sub> ; 95:5:0.1) to afford rac.-trans-3-[6-(2-Fluoro-4-methyl-phenyl)-pyridazin-3-yloxy]-2-methyl-1-aza-bicyclo[2.2.2]octane as a  
25 colourless solid. MS (ES<sup>+</sup>): m/e = 328.4 (MH<sup>+</sup>).

**Example 2**

The following compounds are prepared in a similar manner using the appropriate starting materials:

Rac.- trans-2-Methyl-3-(6-phenyl-pyridazin-3-yloxy)-1-aza-bicyclo[2.2.2]octane, MS (ES<sup>+</sup>): m/e = 296.4 (MH<sup>+</sup>)

**Example 3**

The following compounds can be prepared according to the procedure described in Example 1 using appropriate starting materials:

- 5 3a) (2S,3R)-3-[6-(2-Fluoro-4-methyl-phenyl)-pyridazin-3-yloxy]-2-methyl-1-aza-bicyclo[2.2.2]octane, MS (ES<sup>+</sup>): m/e = 328.4 (MH<sup>+</sup>)
- 3b) (2R,3S)-3-[6-(2-Fluoro-4-methyl-phenyl)-pyridazin-3-yloxy]-2-methyl-1-aza-bicyclo[2.2.2]octane, MS (ES<sup>+</sup>): m/e = 328.4 (MH<sup>+</sup>)
- 10 3c) (2RS,3RS)-3-[6-(2-Fluoro-4-methyl-phenyl)-pyridazin-3-yloxy]-2-methyl-1-aza-bicyclo[2.2.2]octane, MS (ES<sup>+</sup>): m/e = 328.4 (MH<sup>+</sup>)
- 3d) (2SR,3RS)-2-Methyl-3-(6-phenyl-pyridazin-3-yloxy)-1-aza-bicyclo[2.2.2]octane, MS  
15 (ES<sup>+</sup>): m/e = 296.4 (MH<sup>+</sup>)
- 3e) (2SR,3RS)-2-Methyl-3-[6-(5-methyl-thiophen-2-yl)-pyridazin-3-yloxy]-1-aza-bicyclo[2.2.2]octane, MS (ES<sup>+</sup>): m/e = 316 (MH<sup>+</sup>); m.p. 148-150 °C;
- 20 3f) (2S,3R)-2-Methyl-3-[6-(5-methyl-thiophen-2-yl)-pyridazin-3-yloxy]-1-aza-bicyclo[2.2.2]octane
- 3g) (2R,3S)-2-Methyl-3-[6-(5-methyl-thiophen-2-yl)-pyridazin-3-yloxy]-1-aza-bicyclo[2.2.2]octane
- 25 3h) (2SR,3RS)-3-[5-(1H-Indol-5-yl)-pyridin-2-yloxy]-2-methyl-1-aza-bicyclo[2.2.2]octane, MS (ES<sup>+</sup>): m/e = 334.4 (MH<sup>+</sup>)
- 30 3i) (+) - 3-[5-(1H-Indol-5-yl)-pyridin-2-yloxy]-2-methyl-1-aza-bicyclo[2.2.2]octane, MS (ES<sup>+</sup>): m/e = 334.4 (MH<sup>+</sup>), [α]<sub>D</sub>(25) = + 210 (c = 1, MeOH)
- 3j) (-) - 3-[5-(1H-Indol-5-yl)-pyridin-2-yloxy]-2-methyl-1-aza-bicyclo[2.2.2]octane, MS (ES<sup>+</sup>): m/e = 334.4 (MH<sup>+</sup>), [α]<sub>D</sub>(25) = -150 (c = 1, MeOH)

21489-10623

- 24 -

- 3k) (2SR,3RS)-3-[6-(1H-Indol-5-yl)-pyridazin-3-yloxy]-2-methyl-1-aza-bicyclo[2.2.2]octane, MS (ES<sup>+</sup>): m/e = 335 (MH<sup>+</sup>), m.p. 210-213 °C, Chiral chromatography: [ column: Chiralpak<sup>™</sup> AD, 250-4.6 mm, 10 μm ; Eluent: hexane/EtOH 60:40 + 0.1% TFA; Flow: 1.0 ml/min.; Detector: UV 254nm], peak 1: 5.533 min., peak 2: 9.258 min
- 5
- 3l) (2S,3R)-3-[6-(1H-Indol-5-yl)-pyridazin-3-yloxy]-2-methyl-1-aza-bicyclo[2.2.2]octane
- 3m) (2R,3S)-3-[6-(1H-Indol-5-yl)-pyridazin-3-yloxy]-2-methyl-1-aza-bicyclo[2.2.2]octane
- 10 3n) (2SR,3RS)-3-[5-(1H-Indol-5-yl)-pyrimidin-2-yloxy]-2-methyl-1-aza-bicyclo[2.2.2]octane, MS (ES<sup>+</sup>): m/e = 335 (MH<sup>+</sup>), m.p.: 219-222 °C
- 3o) (2S,3R)-3-[5-(1H-Indol-5-yl)-pyrimidin-2-yloxy]-2-methyl-1-aza-bicyclo[2.2.2]octane, MS (ES<sup>+</sup>): m/e = 335(MH<sup>+</sup>)
- 15
- 3p) (2R,3S)-3-[5-(1H-Indol-5-yl)-pyrimidin-2-yloxy]-2-methyl-1-aza-bicyclo[2.2.2]octane
- 3q) (2SR,3RS)-3-[6-(2,3-Dimethyl-1H-indol-5-yl)-pyridazin-3-yloxy]-2-methyl-1-aza-bicyclo[2.2.2]octane, MS (ES<sup>+</sup>): m/e = 363 (MH<sup>+</sup>)
- 20
- 3r) (2SR,3RS)-3-[5-(1H-Indol-5-yl)-pyrimidin-2-yloxy]-2-methyl-1-aza-bicyclo[2.2.2]octane, MS (ES<sup>+</sup>): m/e = 335.4 (MH<sup>+</sup>)
- 3s) (2SR,3RS)-3-[6-(2,5-Difluoro-4-methyl-phenyl)-pyridazin-3-yloxy]-2-methyl-1-azabicyclo[2.2.2]octane, MS (ES<sup>+</sup>): m/e = 346 (MH<sup>+</sup>)
- 25
- 3t) (2SR,3RS)-2-Methyl-3-(6-p-tolyl-pyridazin-3-yloxy)-1-aza-bicyclo[2.2.2]octane, MS (ES<sup>+</sup>): m/e = 310 (MH<sup>+</sup>)
- 30 3u) (2SR,3RS)-2-Methyl-3-(6-m-tolyl-pyridazin-3-yloxy)-1-aza-bicyclo[2.2.2]octane, MS (ES<sup>+</sup>): m/e = 310 (MH<sup>+</sup>)
- 3v) (2SR,3RS)-2-Methyl-3-(6-p-tolyl-pyridin-3-yloxy)-1-aza-bicyclo[2.2.2]octane, MS (ES<sup>+</sup>): m/e = 309 (MH<sup>+</sup>)

- 3w) (2SR,3RS)-2-Methyl-3-[6-(3-nitro-phenyl)-pyridazin-3-yloxy]-1-aza-bicyclo[2.2.2]octane,  
MS (ES<sup>+</sup>): m/e = 341 (MH<sup>+</sup>)
- 5 3x) (2SR,3RS)-N-{3-[6-(2-Methyl-1-aza-bicyclo[2.2.2]oct-3-yloxy)-pyridazin-3-yl]-phenyl}  
acetamide, MS (ES<sup>+</sup>): m/e = 353 (MH<sup>+</sup>)
- 3y) (2SR,3RS)-3-[6-(5-Ethyl-2-fluoro-phenyl)-pyridazin-3-yloxy]-2-methyl-1-aza-bicyclo[2.2.2]  
octane, MS (ES<sup>+</sup>): m/e = 342 (MH<sup>+</sup>)
- 10 3z) (2SR,3RS)-3-(6-Benzo[1,3]dioxol-5-yl-pyridazin-3-yloxy)-2-methyl-1-aza-  
bicyclo[2.2.2]octane, MS (ES<sup>+</sup>): m/e = 340 (MH<sup>+</sup>)
- 3aa) (2SR,3RS)-3-[6-(3-Methoxy-phenyl)-pyridazin-3-yloxy]-2-methyl-1-aza-  
15 bicyclo[2.2.2]octane, MS (ES<sup>+</sup>): m/e = 326 (MH<sup>+</sup>)
- 3ab) (2SR,3RS)-3-[6-(2-Chloro-4-methyl-phenyl)-pyridazin-3-yloxy]-2-methyl-1-aza-  
bicyclo[2.2.2] octane, MS (ES<sup>+</sup>): m/e = 344 (MH<sup>+</sup>)
- 20 3ac) (2SR,3RS)-N-{4-[6-(2-Methyl-1-aza-bicyclo[2.2.2]oct-3-yloxy)-pyridazin-3-yl]-phenyl}-  
acetamide, MS (ES<sup>+</sup>): m/e = 353 (MH<sup>+</sup>)
- 3ad) (2SR,3RS)-2-Methyl-3-[6-(1-methyl-1H-indol-5-yl)-pyridazin-3-yloxy]-1-aza-  
bicyclo[2.2.2] octane, MS (ES<sup>+</sup>): m/e = 349 (MH<sup>+</sup>)
- 25 3ae) (2SR,3RS)-3-[6-(2-Fluoro-5-methoxy-4-methyl-phenyl)-pyridazin-3-yloxy]-2-methyl-1-  
aza-bicyclo[2.2.2]octane, MS (ES<sup>+</sup>): m/e = 358 (MH<sup>+</sup>)
- 3af) (2SR,3RS)-3-[5-(3,5-Dimethyl-phenyl)-pyridin-2-yloxy]-2-methyl-1-aza-  
30 bicyclo[2.2.2]octane, MS (ES<sup>+</sup>): m/e = 323.2 (MH<sup>+</sup>)
- 3ag) (2SR,3RS)-3-[5-(3,4-Difluoro-phenyl)-pyridin-2-yloxy]-2-methyl-1-aza-  
bicyclo[2.2.2]octane, MS (ES<sup>+</sup>): m/e = 331.1 (MH<sup>+</sup>)

- 26 -

- 3ah) (2SR,3RS)-3-[6-(3,4-Dimethyl-phenyl)-pyridazin-3-yloxy]-2-methyl-1-aza-bicyclo[2.2.2]octane, MS (ES<sup>+</sup>): m/e = 324 (MH<sup>+</sup>)
- 3ai) (2SR,3RS)-3-[6-(2-Fluoro-4-methyl-phenyl)-pyridazin-3-yloxy]-2-methyl-1-aza-bicyclo[2.2.2] octane, MS (ES<sup>+</sup>): m/e = 328.4 (MH<sup>+</sup>)
- 5
- 3aj) (2SR,3RS)-3-[6-(4-Fluoro-phenyl)-pyridazin-3-yloxy]-2-methyl-1-aza-bicyclo[2.2.2]octane, MS (ES<sup>+</sup>): m/e = 314 (MH<sup>+</sup>)
- 10
- 3ak) (2SR,3RS)-2-Methyl-3-[6-(3-trifluoromethoxy-phenyl)-pyridazin-3-yloxy]-1-aza-bicyclo[2.2.2] octane, MS (ES<sup>+</sup>): m/e = 380 (MH<sup>+</sup>)
- 2al) (2SR,3RS)-3-[6-(4-Ethyl-phenyl)-pyridazin-3-yloxy]-2-methyl-1-aza-bicyclo[2.2.2]octane, MS (ES<sup>+</sup>): m/e = 324 (MH<sup>+</sup>)
- 15
- 3am) (2SR,3RS)-3-[6-(3,4-Dimethoxy-phenyl)-pyridazin-3-yloxy]-2-methyl-1-aza-bicyclo[2.2.2] octane, MS (ES<sup>+</sup>): m/e = 356 (MH<sup>+</sup>)
- 3an) (2SR,3RS)-2-Methyl-3-(5-phenyl-pyridin-2-yloxy)-1-aza-bicyclo[2.2.2]octane, MS (ES<sup>+</sup>): m/e = 295.5 (MH<sup>+</sup>)
- 20
- 3ao) (2SR,3RS)-3-[6-(3-Fluoro-4-methyl-phenyl)-pyridazin-3-yloxy]-2-methyl-1-aza-bicyclo[2.2.2] octane, MS (ES<sup>+</sup>): m/e = 328 (MH<sup>+</sup>)
- 25
- 3ap) (2SR,3RS)- (2RS,3RS)-2-Methyl-3-(6-p-tolyl-pyridin-3-yloxy)-1-aza-bicyclo[2.2.2]octane, MS (ES<sup>+</sup>): m/e = 309 (MH<sup>+</sup>)
- 3aq) (2SR,3RS)-3-[6-(2,5-Dimethoxy-phenyl)-pyridazin-3-yloxy]-2-methyl-1-aza-bicyclo[2.2.2] octane, MS (ES<sup>+</sup>): m/e = 356 (MH<sup>+</sup>)
- 30
- 3ar) (2SR,3RS)-2-Methyl-3-(5-phenyl-[1,3,4]thiadiazol-2-yloxy)-1-aza-bicyclo[2.2.2]octane, MS (ES<sup>+</sup>): m/e = 302 (MH<sup>+</sup>)

- 27 -

- 3as) (2SR,3RS)-3-[6-(3-Chloro-phenyl)-pyridazin-3-yloxy]-2-methyl-1-aza-bicyclo[2.2.2]octane, MS (ES<sup>+</sup>): m/e = 330 (MH<sup>+</sup>)
- 3at) (2SR,3RS)-3-[5-(2-Fluoro-4-methyl-phenyl)-pyrimidin-2-yloxy]-2-methyl-1-aza-bicyclo[2.2.2] octane, MS (ES<sup>+</sup>): m/e = 328 (MH<sup>+</sup>)
- 5
- 3au) (2RS,3RS)-3-[6-(4-Ethyl-phenyl)-pyridazin-3-yloxy]-2-methyl-1-aza-bicyclo[2.2.2]octane, MS (ES<sup>+</sup>): m/e = 324 (MH<sup>+</sup>)
- 10
- 3av) (2RS,3RS)-3-[6-(2,5-Difluoro-4-methyl-phenyl)-pyridazin-3-yloxy]-2-methyl-1-aza-bicyclo[2.2.2]octane, MS (ES<sup>+</sup>): m/e = 346 (MH<sup>+</sup>)
- 3aw) (2SR,3RS)-2-Methyl-3-[6-(3-trifluoromethyl-phenyl)-pyridazin-3-yloxy]-1-aza-bicyclo[2.2.2] octane, MS (ES<sup>+</sup>): m/e = 364 (MH<sup>+</sup>)
- 15
- 3ax) (2RS,3RS)-2-Methyl-3-(6-p-tolyl-pyridazin-3-yloxy)-1-aza-bicyclo[2.2.2]octane, MS (ES<sup>+</sup>): m/e = 310 (MH<sup>+</sup>)
- 3ay) (2SR,3RS)-2-Methyl-3-(5-m-tolyl-pyridin-2-yloxy)-1-aza-bicyclo[2.2.2]octane, MS (ES<sup>+</sup>): m/e = 309.1 (MH<sup>+</sup>)
- 20
- 3az) (2SR,3RS)-3-(5-Furan-3-yl-pyridin-2-yloxy)-2-methyl-1-aza-bicyclo[2.2.2]octane, MS (ES<sup>+</sup>): m/e = 285.1 (MH<sup>+</sup>)
- 25
- 3ba) (2SR,3RS)-3-(5-Benzo[1,3]dioxol-5-yl-pyridin-2-yloxy)-2-methyl-1-aza-bicyclo[2.2.2]octane, MS (ES<sup>+</sup>): m/e = 339.1 (MH<sup>+</sup>)
- 3bb) (2SR,3RS)-2-Methyl-3-(5-p-tolyl-pyridin-2-yloxy)-1-aza-bicyclo[2.2.2]octane, MS (ES<sup>+</sup>): m/e = 309.2 (MH<sup>+</sup>)
- 30
- 3bc) (2SR,3RS)-3-[5-(1H-Indol-6-yl)-pyridin-2-yloxy]-2-methyl-1-aza-bicyclo[2.2.2]octane, MS (ES<sup>+</sup>): m/e = 334.2 (MH<sup>+</sup>)

- 28 -

- 3bd) (2SR,3RS)-3-[6-(6-Methoxy-pyridin-3-yl)-pyridazin-3-yloxy]-2-methyl-1-aza-bicyclo[2.2.2] octane, MS (ES<sup>+</sup>): m/e = 327 (MH<sup>+</sup>)
- 3be) (2SR,3RS)-2-Methyl-3-[6-(2-methyl-benzothiazol-5-yl)-pyridazin-3-yloxy]-1-aza-bicyclo[2.2.2] octane, MS (ES<sup>+</sup>): m/e = 367.4 (MH<sup>+</sup>)
- 5
- 3bg) (2SR,3RS)-3-[6-(3,4-Dichloro-phenyl)-pyridazin-3-yloxy]-2-methyl-1-aza-bicyclo[2.2.2]octane, MS (ES<sup>+</sup>): m/e = 364 (MH<sup>+</sup>)
- 10
- 3bh) (2SR,3RS)-3-[5-(2-Fluoro-phenyl)-pyrimidin-2-yloxy]-2-methyl-1-aza-bicyclo[2.2.2]octane, MS (ES<sup>+</sup>): m/e = 314 (MH<sup>+</sup>)
- 3bi) (2RS,3RS)-2-Methyl-3-(5-phenyl-[1,3,4]thiadiazol-2-yloxy)-1-aza-bicyclo[2.2.2]octane, MS (ES<sup>+</sup>): m/e = 302 (MH<sup>+</sup>)
- 15
- 3bj) (2SR,3RS)-2-Methyl-3-[5-(1-methyl-1H-indol-5-yl)-pyridin-2-yloxy]-1-aza-bicyclo[2.2.2] octane, MS (ES<sup>+</sup>): m/e = 348.2 (MH<sup>+</sup>)
- 3bk) (2SR,3RS)-3-[5-(2-Fluoro-phenyl)-pyridin-2-yloxy]-2-methyl-1-aza-bicyclo[2.2.2]octane, MS (ES<sup>+</sup>): m/e = 313.1 (MH<sup>+</sup>)
- 20
- 3bl) (2SR,3RS)-3-[6-(3-Chloro-phenyl)-pyridazin-3-yloxy]-2-methyl-1-aza-bicyclo[2.2.2]octane, MS (ES<sup>+</sup>): m/e = 330 (MH<sup>+</sup>)
- 25
- 3bm) (2SR,3RS)-2-Methyl-3-(5-phenyl-pyrimidin-2-yloxy)-1-aza-bicyclo[2.2.2]octane, MS (ES<sup>+</sup>): m/e = 296 (MH<sup>+</sup>)
- 3bn) (2SR,3RS)-2-Methyl-3-(5-p-tolyl-pyrimidin-2-yloxy)-1-aza-bicyclo[2.2.2]octane, MS (ES<sup>+</sup>): m/e = 310 (MH<sup>+</sup>)
- 30
- 3bo) (2RS,3RS)-3-[6-(5-Ethyl-2-fluoro-phenyl)-pyridazin-3-yloxy]-2-methyl-1-aza-bicyclo[2.2.2] octane, MS (ES<sup>+</sup>): m/e = 342 (MH<sup>+</sup>)
- 3bp) (2RS,3RS)-3-[6-(2-Fluoro-5-methoxy-4-methyl-phenyl)-pyridazin-3-yloxy]-2-methyl-1-aza-bicyclo[2.2.2]octane, MS (ES<sup>+</sup>): m/e = 358 (MH<sup>+</sup>)
- 35

- 3bq) (2SR,3RS)-3-[5-(2,3-Dimethyl-1H-indol-6-yl)-pyridin-2-yloxy]-2-methyl-1-aza-bicyclo[2.2.2] octane, MS (ES<sup>+</sup>): m/e = 362.1 (MH<sup>+</sup>)
- 3br) (2RS,3RS)-3-[6-(3-Fluoro-4-methyl-phenyl)-pyridazin-3-yloxy]-2-methyl-1-aza-bicyclo[2.2.2]octane, MS (ES<sup>+</sup>): m/e = 328 (MH<sup>+</sup>)
- 5 3bs) (2SR,3RS)-3-[6-(2,3-Difluoro-4-methyl-phenyl)-pyridazin-3-yloxy]-2-methyl-1-aza-bicyclo[2.2.2]octane, MS (ES<sup>+</sup>): m/e = 346 (MH<sup>+</sup>)
- 10 3bt) (2SR,3RS)-3-[5-(4-Methoxy-phenyl)-pyridin-2-yloxy]-2-methyl-1-aza-bicyclo[2.2.2]octane, MS (ES<sup>+</sup>): m/e = 325.2 (MH<sup>+</sup>)
- 3bu) (2SR,3RS)-3-[5-(2,2-Difluoro-benzo[1,3]dioxol-5-yl)-pyridin-2-yloxy]-2-methyl-1-aza-bicyclo[2.2.2]octane, MS (ES<sup>+</sup>): m/e = 375.4 (MH<sup>+</sup>)
- 15 3bv) (2RS,3RS)-3-[6-(3,4-Dichloro-phenyl)-pyridazin-3-yloxy]-2-methyl-1-aza-bicyclo[2.2.2]octane, MS (ES<sup>+</sup>): m/e = 364 (MH<sup>+</sup>)
- 3bw) (2SR,3RS)-3-(5-Biphenyl-4-yl-pyridin-2-yloxy)-2-methyl-1-aza-bicyclo[2.2.2]octane, MS (ES<sup>+</sup>): m/e = 371.1 (MH<sup>+</sup>)
- 20 3bx) (2SR,3RS)-2-Methyl-3-[6-(3-trifluoromethyl-phenyl)-pyridazin-3-yloxy]-1-aza-bicyclo[2.2.2] octane, MS (ES<sup>+</sup>): m/e = 364 (MH<sup>+</sup>)
- 25 3by) (2SR,3RS)-3-[5-(2,5-Difluoro-4-methyl-phenyl)-pyridin-2-yloxy]-2-methyl-1-aza-bicyclo[2.2.2] octane, MS (ES<sup>+</sup>): m/e = 345.2 (MH<sup>+</sup>)
- 3bz) (2SR,3RS)-3-(5-Benzo[1,3]dioxol-5-ylethynyl-pyridin-2-yloxy)-2-methyl-1-aza-bicyclo[2.2.2] octane, MS (ES<sup>+</sup>): m/e = 363.9 (MH<sup>+</sup>)
- 30 3ca) (2SR,3RS)-5-[6-(2-Methyl-1-aza-bicyclo[2.2.2]oct-3-yloxy)-pyridin-3-yl]-quinoline, MS (ES<sup>+</sup>): m/e = 346.4 (MH<sup>+</sup>)
- 35 3cb) (2RS,3RS)-3-[6-(2,3-Difluoro-4-methyl-phenyl)-pyridazin-3-yloxy]-2-methyl-1-aza-bicyclo[2.2.2]octane, MS (ES<sup>+</sup>): m/e = 346 (MH<sup>+</sup>)
- 3cc) (2SR,3RS)-3-[5-(2-Fluoro-4-methyl-phenyl)-pyridin-2-yloxy]-2-methyl-1-aza-bicyclo[2.2.2] octane, MS (ES<sup>+</sup>): m/e = 327.3 (MH<sup>+</sup>)

- 3cd) (2RS,3RS)-2-Methyl-3-(6-phenyl-pyridazin-3-yloxy)-1-aza-bicyclo[2.2.2]octane, MS  
(ES<sup>+</sup>): m/e = 296.4 (MH<sup>+</sup>)
- 5 3ce) (2RS,3RS)-3-[6-(3,4-Dimethyl-phenyl)-pyridazin-3-yloxy]-2-methyl-1-aza-bicyclo[2.2.2]  
octane, MS (ES<sup>+</sup>): m/e = 324 (MH<sup>+</sup>)
- 3cf) (2RS,3RS)-2-Methyl-3-(6-m-tolyl-pyridazin-3-yloxy)-1-aza-bicyclo[2.2.2]octane, MS  
(ES<sup>+</sup>): m/e = 310 (MH<sup>+</sup>)
- 10 3cg) (2SR,3RS)-3-[6-(4-Methanesulfonyl-phenyl)-pyridazin-3-yloxy]-2-methyl-1-aza-  
bicyclo[2.2.2] octane, MS (ES<sup>+</sup>): m/e = 374 (MH<sup>+</sup>)
- 3ch) (2SR,3RS)-3-[6-(2-Methyl-1-aza-bicyclo[2.2.2]oct-3-yloxy)-pyridin-3-ylethynyl]-  
15 quinoline, MS (ES<sup>+</sup>): m/e = 370.0 (MH<sup>+</sup>)
- 3ci) (2SR,3RS)- (2RS,3RS)-2-Methyl-3-[6-(3-trifluoromethoxy-phenyl)-pyridazin-3-yloxy]-1-  
aza-bicyclo[2.2.2]octane, MS (ES<sup>+</sup>): m/e = 380 (MH<sup>+</sup>)
- 20 3cj) (2SR,3RS)-3-[5-(2,3-Dihydro-benzofuran-5-yl)-pyridin-2-yloxy]-2-methyl-1-aza-  
bicyclo[2.2.2] octane, MS (ES<sup>+</sup>): m/e = 337.1 (MH<sup>+</sup>)
- 3ck) (2SR,3RS)-3-(5-Iodo-pyridin-2-yloxy)-2-methyl-1-aza-bicyclo[2.2.2]octane MS (ES<sup>+</sup>):  
m/e = 345.1 (MH<sup>+</sup>)
- 25 3cl) (2SR,3RS)-3-(5-Iodo-pyridin-2-yloxy)-2-methyl-1-aza-bicyclo[2.2.2]octane
- 3cm) (2SR,3RS)-3-(5-Iodo-pyridin-2-yloxy)-2-methyl-1-aza-bicyclo[2.2.2]octane
- 30 3cn) (2SR,3RS)-3-(5-Benzo[b]thiophen-2-yl-pyridin-2-yloxy)-2-methyl-1-aza-  
bicyclo[2.2.2]octane octane
- 3co) (2SR,3RS)-3-(5-Benzo[b]thiophen-3-yl-pyridin-2-yloxy)-2-methyl-1-aza-  
bicyclo[2.2.2]octane
- 35 3cp) (2SR,3RS)-3-(5-Dibenzothiophen-4-yl-pyridin-2-yloxy)-2-methyl-1-aza-  
bicyclo[2.2.2]octane
- 3cq) (2SR,3RS)-3-(5-Dibenzofuran-4-yl-pyridin-2-yloxy)-2-methyl-1-aza-bicyclo[2.2.2]octane

- 3cr) (2SR,3RS)-2-Methyl-3-[5-(1-phenyl-1H-indol-5-yl)-pyridin-2-yloxy]-1-aza-bicyclo[2.2.2]octane
- 5 3cs) (2SR,3RS)-3-{5-[1-(4-Methoxy-phenyl)-1H-indol-5-yl]-pyridin-2-yloxy}-2-methyl-1-aza-bicyclo[2.2.2]octane
- 3ct) (2SR,3RS)-3-[5-(1H-Indol-7-yl)-pyridin-2-yloxy]-2-methyl-1-aza-bicyclo[2.2.2]octane
- 10 3cu) (2SR,3RS)-3-[5-(1H-Indol-4-yl)-pyridin-2-yloxy]-2-methyl-1-aza-bicyclo[2.2.2]octane
- 3cv) (2SR,3RS)-3-[5-(1H-Indol-3-yl)-pyridin-2-yloxy]-2-methyl-1-aza-bicyclo[2.2.2]octane
- 3cw) (2SR,3RS)-3-[5-(1-Benzenesulfonyl-1H-indol-3-yl)-pyridin-2-yloxy]-2-methyl-1-aza-bicyclo[2.2.2]octane
- 15 3cx) (2SR,3RS)-3-[5-(1-Benzenesulfonyl-1H-indol-2-yl)-pyridin-2-yloxy]-2-methyl-1-aza-bicyclo[2.2.2]octane
- 20 3cy) (2SR,3RS)-3-[5-(1H-Indol-2-yl)-pyridin-2-yloxy]-2-methyl-1-aza-bicyclo[2.2.2]octane
- 3cz) (2SR,3RS)-3-(5-Benzo[b]thiophen-4-yl-pyridin-2-yloxy)-2-methyl-1-aza-bicyclo[2.2.2]octane
- 25 3da) (2SR,3RS)-3-(5-Benzo[b]thiophen-7-yl-pyridin-2-yloxy)-2-methyl-1-aza-bicyclo[2.2.2]octane
- 3db) (2SR,3RS)-3-(5-Benzo[b]thiophen-6-yl-pyridin-2-yloxy)-2-methyl-1-aza-bicyclo[2.2.2]octane
- 30 3dc) (2SR,3RS)-3-(5-Benzo[b]thiophen-5-yl-pyridin-2-yloxy)-2-methyl-1-aza-bicyclo[2.2.2]octane
- 3dd) (2SR,3RS)-3-(5-Benzofuran-5-yl-pyridin-2-yloxy)-2-methyl-1-aza-bicyclo[2.2.2]octane
- 35 3de) (2SR,3RS)-3-(5-Benzofuran-6-yl-pyridin-2-yloxy)-2-methyl-1-aza-bicyclo[2.2.2]octane
- 3df) (2SR,3RS)-3-(5-Benzofuran-7-yl-pyridin-2-yloxy)-2-methyl-1-aza-bicyclo[2.2.2]octane
- 40 3dg) (2SR,3RS)-3-(5-Benzofuran-4-yl-pyridin-2-yloxy)-2-methyl-1-aza-bicyclo[2.2.2]octane

3dh) (2SR,3RS)-3-(5-Benzofuran-2-yl-pyridin-2-yloxy)-2-methyl-1-aza-bicyclo[2.2.2]octane

3di) (2SR,3RS)-3-(5-Benzofuran-2-yl-pyridin-2-yloxy)-2-methyl-1-aza-bicyclo[2.2.2]octane

5 3dj) (2SR,3RS)-3-(5-Benzo[1,2,5]oxadiazol-5-yl-pyridin-2-yloxy)-2-methyl-1-aza-bicyclo[2.2.2]octane

10 3dk) (2SR,3RS)-2-Methyl-3-[5-(5-methyl-thiophen-2-yl)-pyridin-2-yloxy]-1-aza-bicyclo[2.2.2]octane

3dl) (2SR,3RS)-3-[6-(1H-Indol-5-yl)-pyridin-3-yloxy]-2-methyl-1-aza-bicyclo[2.2.2]octane

15 3dm) (2SR,3RS)-2-Methyl-3-[6-(1-methyl-1H-indol-5-yl)-pyridin-3-yloxy]-1-aza-bicyclo[2.2.2]octane

3dn) (2SR,3RS)-3-[6-(1-Benzyl-1H-indol-5-yl)-pyridin-3-yloxy]-2-methyl-1-aza-bicyclo[2.2.2]octane

20 3do) (2SR,3RS)-2-Methyl-3-[5-(5-methyl-thiophen-2-yl)-pyrimidin-2-yloxy]-1-aza-bicyclo[2.2.2]octane

#### **Example 4: Soft Capsules**

25 5000 soft gelatin capsules, each comprising as active ingredient 0.05 g of one of the compounds of formula I mentioned in the preceding Examples, are prepared as follows:

##### Composition

Active ingredient	250 g
30 Lauroglycol	2 litres

Preparation process: The pulverized active ingredient is suspended in Lauroglykol® (propylene glycol laurate, Gattefossé S.A., Saint Priest, France) and ground in a wet pulverizer to produce a particle size of about 1 to 3 µm. 0.419 g portions of the mixture are then introduced into soft gelatin capsules using a capsule-filling machine.

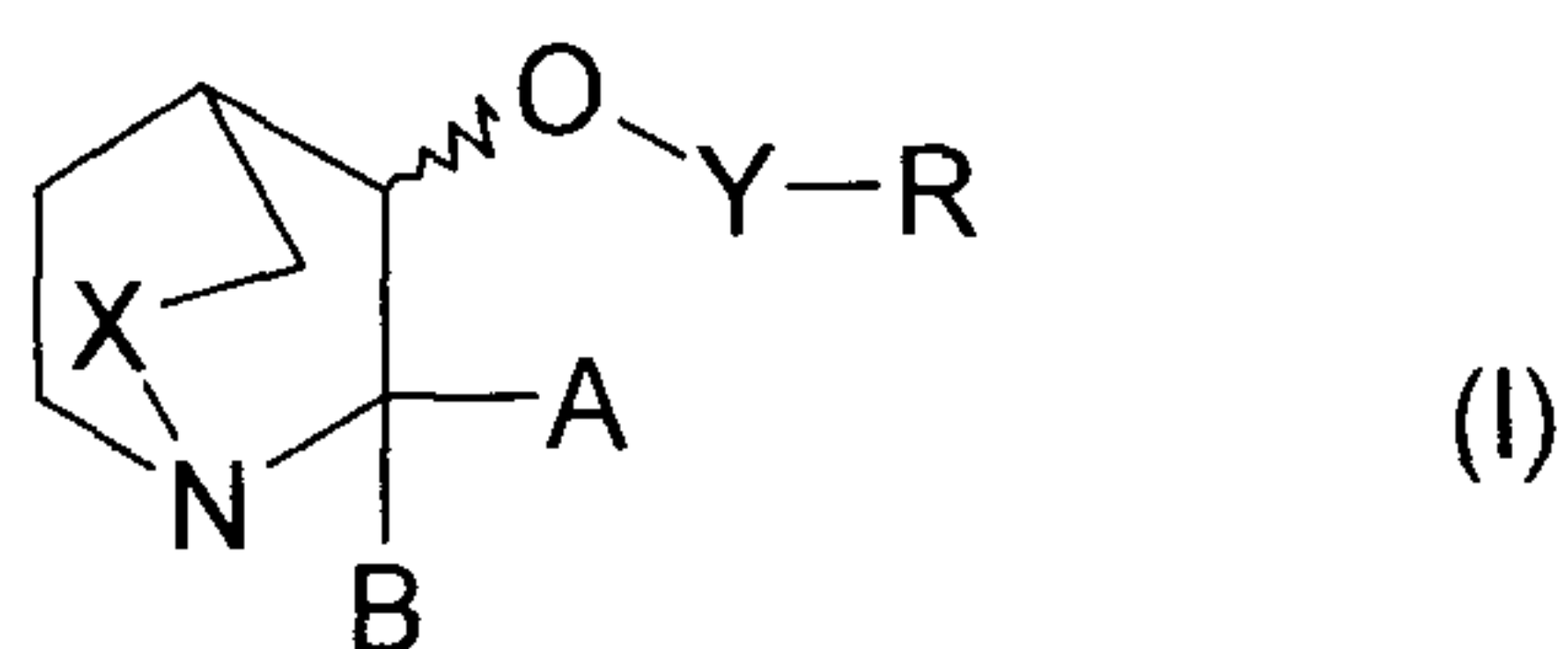
35

21489-10623

- 33 -

CLAIMS:

1. A compound of formula I

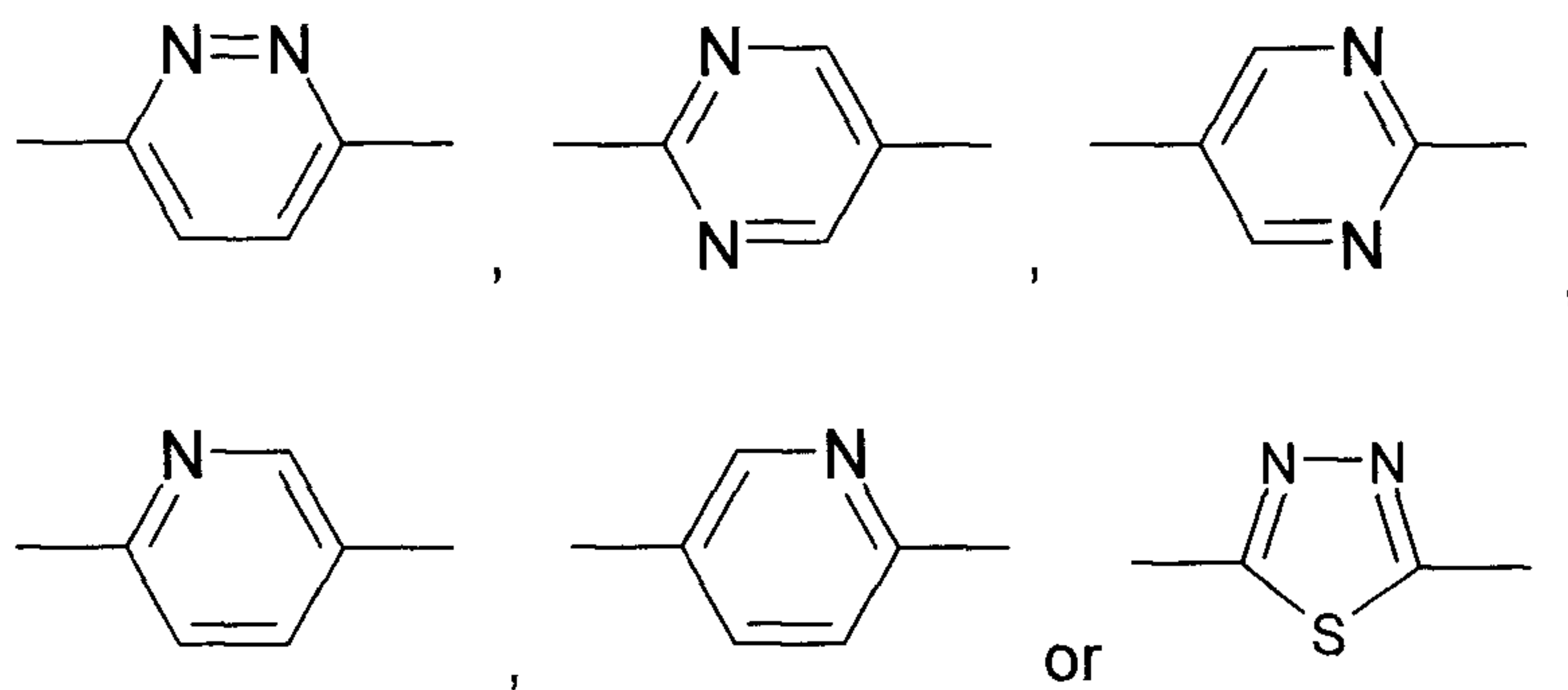


wherein

- 5 A represents hydrogen, B represents methyl and B is in the trans-position to the oxygen;

X represents CH<sub>2</sub>;

Y represents a group of formula



wherein the left bond is attached to the oxygen and the right bond is attached to the R group;

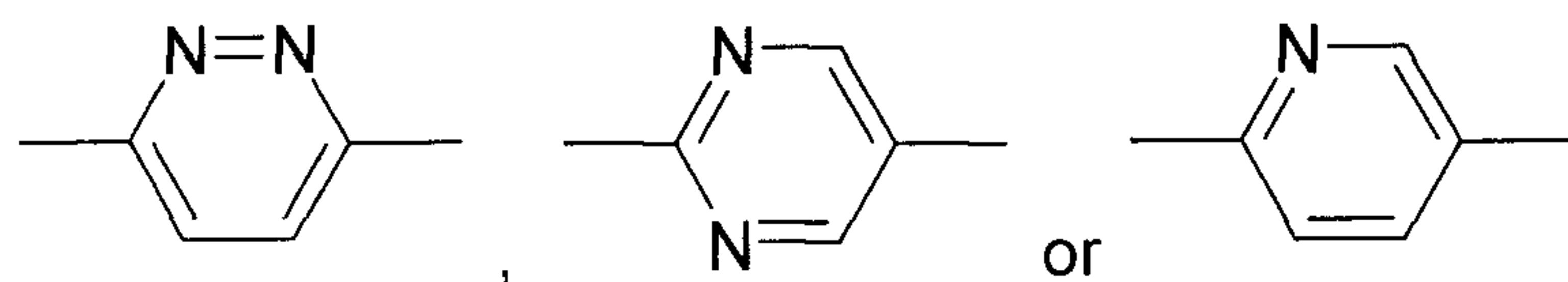
R represents 5-indolyl;

in free base or acid addition salt form.

- 15 2. A compound of formula I according to claim 1, in free base or acid addition salt form, wherein Y is a group of formula

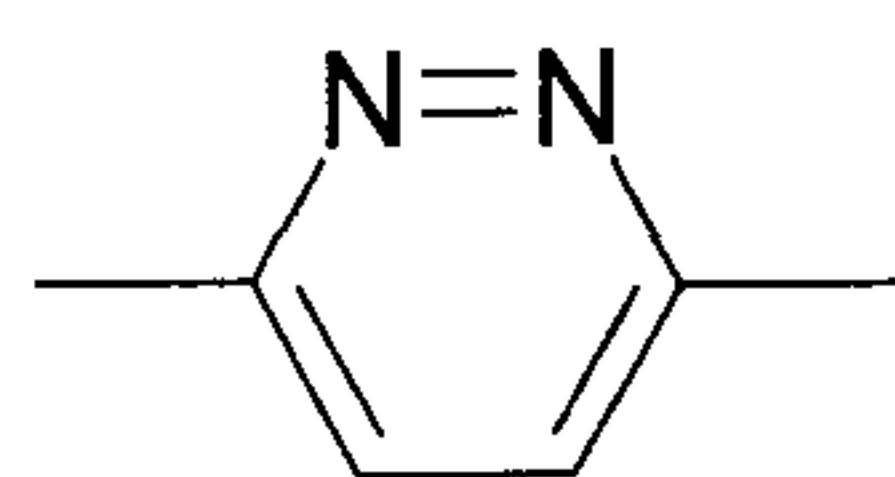
21489-10623

- 34 -



3. A compound of formula I according to claim 1, in free base or acid addition salt form, wherein Y is

5



4. A compound of formula I according to claim 1 which is:

(2SR,3RS)-3-[5-(1H-Indol-5-yl)-pyridin-2-yloxy]-2-methyl-1-aza-bicyclo[2.2.2]octane;

10 (+)-3-[5-(1H-Indol-5-yl)-pyridin-2-yloxy]-2-methyl-1-aza-bicyclo[2.2.2]octane;

(-)-3-[5-(1H-Indol-5-yl)-pyridin-2-yloxy]-2-methyl-1-aza-bicyclo[2.2.2]octane;

(2SR,3RS)-3-[6-(1H-Indol-5-yl)-pyridazin-3-yloxy]-2-methyl-1-aza-bicyclo[2.2.2]octane;

(2S,3R)-3-[6-(1H-Indol-5-yl)-pyridazin-3-yloxy]-2-methyl-1-aza-bicyclo[2.2.2]octane;

15 (2R,3S)-3-[6-(1H-Indol-5-yl)-pyridazin-3-yloxy]-2-methyl-1-aza-bicyclo[2.2.2]octane;

(2SR,3RS)-3-[5-(1H-Indol-5-yl)-pyrimidin-2-yloxy]-2-methyl-1-aza-bicyclo[2.2.2]octane;

(2S,3R)-3-[5-(1H-Indol-5-yl)-pyrimidin-2-yloxy]-2-methyl-1-aza-bicyclo[2.2.2]octane;

21489-10623

- 35 -

(2R,3S)-3-[5-(1H-Indol-5-yl)-pyrimidin-2-yloxy]-2-methyl-1-aza-bicyclo[2.2.2]octane;  
or

(2SR,3RS)-3-[6-(1H-Indol-5-yl)-pyridin-3-yloxy]-2-methyl-1-aza-bicyclo[2.2.2]octane,  
in free base or acid addition salt form.

5 5. A compound of formula I according to claim 1, wherein said compound is (2SR,3RS)-3-[6-(1H-Indol-5-yl)-pyridazin-3-yloxy]-2-methyl-1-aza-bicyclo[2.2.2]octane, in free base or acid addition salt form.

6. A compound of formula I according to claim 1, wherein said compound is (2S,3R)-3-[6-(1H-Indol-5-yl)-pyridazin-3-yloxy]-2-methyl-1-aza-bicyclo[2.2.2]octane,  
10 in free base or acid addition salt form.

7. A compound of formula I according to claim 1, wherein said compound is (2R,3S)-3-[6-(1H-Indol-5-yl)-pyridazin-3-yloxy]-2-methyl-1-aza-bicyclo[2.2.2]octane, in free base or acid addition salt form.

8. A compound of any one of claims 1 to 7 in free base or  
15 pharmaceutically acceptable acid addition salt form, for use as a pharmaceutical.

9. A compound of any one of claims 1 to 7 in free base or pharmaceutically acceptable acid addition salt form, for use in the prevention or treatment of a psychotic or neurodegenerative disorder.

10. A pharmaceutical composition comprising a compound of any one of  
20 claims 1 to 7 in free base or pharmaceutically acceptable acid addition salt form, in association with a pharmaceutical carrier or diluent.

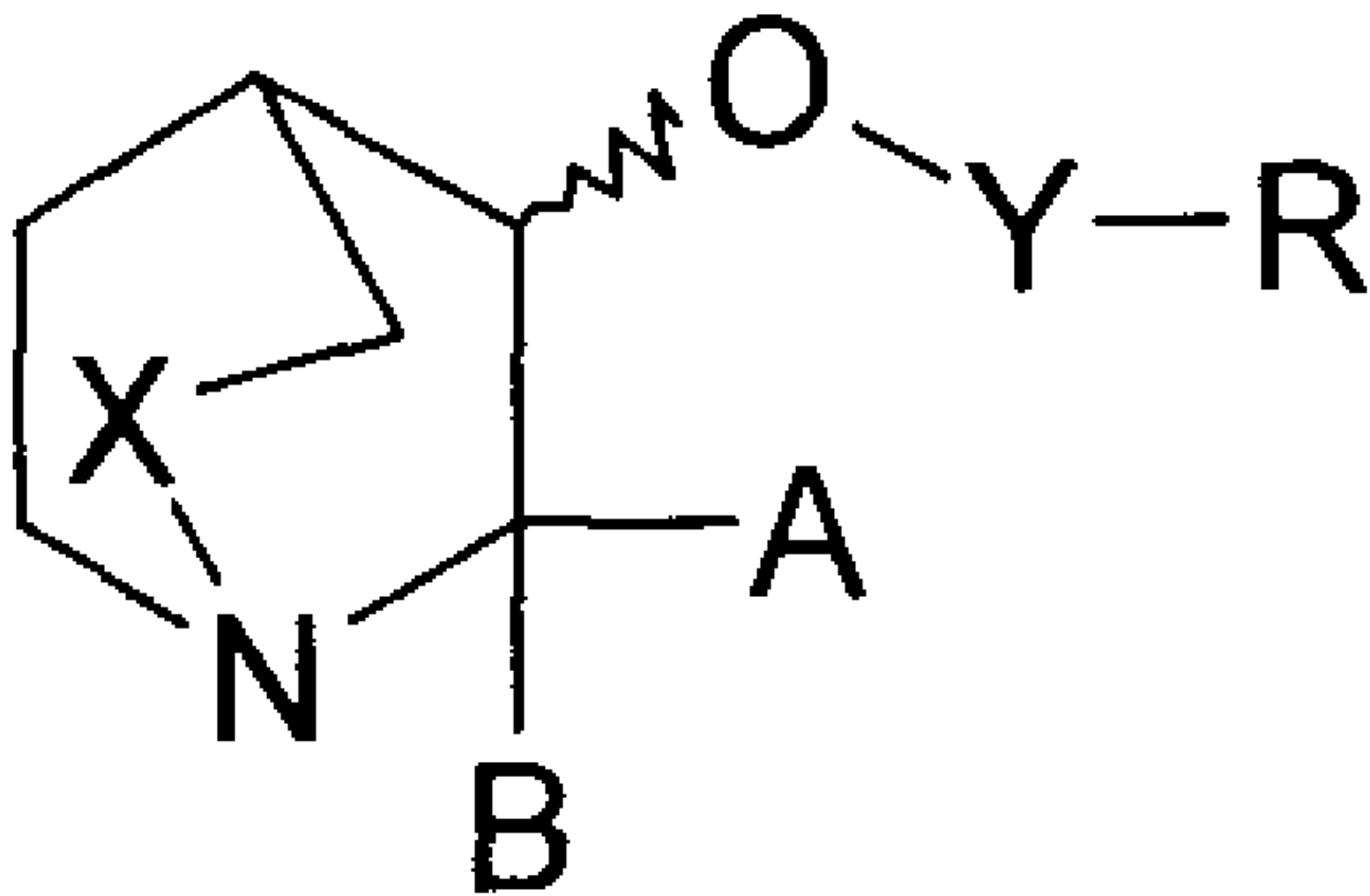
11. The pharmaceutical composition according to claim 10 for use in the prevention or treatment of a psychotic or neurodegenerative disorder.

21489-10623

- 36 -

12. Use of a compound of any one of claims 1 to 7 in free base or pharmaceutically acceptable acid addition salt form, as a pharmaceutical for the prevention or treatment of a psychotic or neurodegenerative disorder.

13. Use of a compound of any one of claims 1 to 7 in free base or pharmaceutically acceptable acid addition salt form, for the manufacture of a medicament for the prevention or treatment of a psychotic or neurodegenerative disorder.



(I)