

(19) World Intellectual Property Organization  
International Bureau



(43) International Publication Date  
13 March 2008 (13.03.2008)

PCT

(10) International Publication Number  
**WO 2008/030158 A1**

(51) International Patent Classification:

C07D 213/82 (2006.01) A61P 19/02 (2006.01)  
A61K 31/444 (2006.01) A61P 9/00 (2006.01)  
A61K 31/513 (2006.01) C07D 401/12 (2006.01)  
A61P 11/00 (2006.01) C07D 403/12 (2006.01)

(74) Agent: ASTRAZENECA AB; Global Intellectual Property, S-151 85 Södertälje (SE).

(81) Designated States (unless otherwise indicated, for every kind of national protection available): AE, AG, AL, AM, AT, AU, AZ, BA, BB, BG, BH, BR, BW, BY, BZ, CA, CH, CN, CO, CR, CU, CZ, DE, DK, DM, DO, DZ, EC, EE, EG, ES, FI, GB, GD, GE, GH, GM, GT, HN, HR, HU, ID, IL, IN, IS, JP, KE, KG, KM, KN, KP, KR, KZ, LA, LC, LK, LR, LS, LT, LU, LY, MA, MD, ME, MG, MK, MN, MW, MX, MY, MZ, NA, NG, NI, NO, NZ, OM, PG, PH, PL, PT, RO, RS, RU, SC, SD, SE, SG, SK, SL, SM, SV, SY, TJ, TM, TN, TR, TT, TZ, UA, UG, US, UZ, VC, VN, ZA, ZM, ZW.

(21) International Application Number:

PCT/SE2007/000766

(22) International Filing Date:

3 September 2007 (03.09.2007)

(25) Filing Language:

English

(26) Publication Language:

English

(30) Priority Data:

0601812-1 4 September 2006 (04.09.2006) SE

(84) Designated States (unless otherwise indicated, for every kind of regional protection available): ARIPO (BW, GH, GM, KE, LS, MW, MZ, NA, SD, SL, SZ, TZ, UG, ZM, ZW), Eurasian (AM, AZ, BY, KG, KZ, MD, RU, TJ, TM), European (AT, BE, BG, CH, CY, CZ, DE, DK, EE, ES, FI, FR, GB, GR, HU, IE, IS, IT, LT, LU, LV, MC, MT, NL, PL, PT, RO, SE, SI, SK, TR), OAPI (BF, BJ, CF, CG, CI, CM, GA, GN, GQ, GW, ML, MR, NE, SN, TD, TG).

(71) Applicant (for all designated States except US): ASTRAZENECA AB [SE/SE]; S-151 85 Södertälje (SE).

(72) Inventors; and

(75) Inventors/Applicants (for US only): BERGSTRÖM, Lena [SE/SE]; AstraZeneca R & D Lund, S-221 87 Lund (SE). LUNDKVIST, Michael [SE/SE]; AstraZeneca R & D Lund, S-221 87 Lund (SE). LÖNN, Hans [SE/SE]; AstraZeneca R & D Lund, S-221 87 Lund (SE). SJÖ, Peter [SE/SE]; AstraZeneca R & D Lund, S-221 87 Lund (SE).

Published:

— with international search report  
— before the expiration of the time limit for amending the claims and to be republished in the event of receipt of amendments

(54) Title: MULTIMERIC HETEROCYCLIC COMPOUNDS USEFUL AS NEUTROPHIL ELASTASE INHIBITORS

(57) Abstract: The invention provides compounds of formula (I) and formula (IV) (M) - (L) - (M) (I) [(M) - (L)<sup>4</sup>]<sub>n</sub>-G (VI) wherein M, L, L<sup>4</sup>, G and t are as defined in the specification and optical isomers, racemates and tautomers thereof, and pharmaceutically acceptable salts thereof; together with processes for their preparation, pharmaceutical compositions containing them and their use in therapy. The compounds are inhibitors of human neutrophil elastase.



WO 2008/030158 A1

## Multimeric heterocyclic compounds useful as neutrophil elastase inhibitors

### Field of the Invention

The present invention relates to novel compounds, processes for their preparation,  
5 pharmaceutical compositions containing them and their use in therapy.

### Background of the Invention

Elastases are possibly the most destructive enzymes in the body, having the ability to  
degrade virtually all connective tissue components. The uncontrolled proteolytic  
10 degradation by elastases has been implicated in a number of pathological conditions.  
Human neutrophil elastase (hNE), a member of the chymotrypsin superfamily of serine  
proteases is a 33-KDa enzyme stored in the azurophilic granules of the neutrophils. In  
neutrophils the concentration of NE exceeded 5 mM and its total cellular amount has been  
estimated to be up to 3 pg. Upon activation, NE is rapidly released from the granules into  
15 the extracellular space with some portion remaining bound to neutrophil plasma membrane  
(See Kawabat et al. 2002, Eur. J. Pharmacol. 451, 1-10). The main intracellular  
physiological function of NE is degradation of foreign organic molecules phagocytosed by  
neutrophils, whereas the main target for extracellular elastase is elastin (Janoff and  
Scherer, 1968, J. Exp. Med. 128, 1137-1155). NE is unique, as compared to other proteases  
20 (for example, proteinase 3) in that it has the ability to degrade almost all extracellular  
matrix and key plasma proteins (See Kawabat et al., 2002, Eur. J. Pharmacol. 451, 1-10). It  
degrades a wide range of extracellular matrix proteins such as elastin, Type 3 and type 4  
collagens, laminin, fibronectin, cytokines, etc. (Ohbayashi, H., 2002, Expert Opin.  
Investig. Drugs, 11, 965-980). NE is a major common mediator of many pathological  
25 changes seen in chronic lung disease including epithelial damage (Stockley, R.A. 1994,  
Am. J. Resp. Crit. Care Med. 150, 109-113).

The destructive role of NE was solidified almost 40 years ago when Laurell and Eriksson  
reported an association of chronic airflow obstruction and emphysema with deficiency of  
30 serum  $\alpha_1$ -antitrypsin (Laurell and Eriksson, 1963, Scand. J. Clin. Invest. 15, 132-140).  
Subsequently it was determined that  $\alpha_1$ -antitrypsin is the most important endogenous  
inhibitor of human NE. The imbalance between human NE and endogenous antiprotease is

believed to cause excess human NE in pulmonary tissues which is considered as a major pathogenic factor in chronic obstructive pulmonary disease (COPD). The excessive human NE shows a prominent destructive profile and actively takes part in destroying the normal pulmonary structures, followed by the irreversible enlargement of the respiratory airspaces, as seen mainly in emphysema. There is an increase in neutrophil recruitment into the lungs which is associated with increased lung elastase burden and emphysema in  $\alpha_1$ -proteinase inhibitor-deficient mice (Cavarra et al., 1996, Lab. Invest. 75, 273-280). Individuals with higher levels of the NE- $\alpha_1$  protease inhibitor complex in bronchoalveolar lavage fluid show significantly accelerated decline in lung functions compared to those with lower levels (Betsuyaku et al. 2000, Respiration, 67, 261-267). Instillation of human NE via the trachea in rats causes lung haemorrhage, neutrophil accumulation during acute phase and emphysematous changes during chronic phase (Karaki et al., 2002, Am. J. Resp. Crit. Care Med., 166, 496-500). Studies have shown that the acute phase of pulmonary emphysema and pulmonary haemorrhage caused by NE in hamsters can be inhibited by pre-treatment with inhibitors of NE (Fujie et al., 1999, Inflamm. Res. 48, 160-167).

Neutrophil-predominant airway inflammation and mucus obstruction of the airways are major pathologic features of COPD, including cystic fibrosis and chronic bronchitis. NE impairs mucin production, leading to mucus obstruction of the airways. NE is reported to increase the expression of major respiratory mucin gene, MUC5AC (Fischer, B.M & Voynow, 2002, Am. J. Respir. Cell Biol., 26, 447-452). Aerosol administration of NE to guinea pigs produces extensive epithelial damage within 20 minutes of contact (Suzuki et al., 1996, Am. J. Resp. Crit. Care Med., 153, 1405-1411). Furthermore NE reduces the ciliary beat frequency of human respiratory epithelium *in vitro* (Smallman et al., 1984, Thorax, 39, 663-667) which is consistent with the reduced mucociliary clearance that is seen in COPD patients (Currie et al., 1984, Thorax, 42, 126-130). The instillation of NE into the airways leads to mucus gland hyperplasia in hamsters (Lucey et al., 1985, Am. Resp. Crit. Care Med., 132, 362-366). A role for NE is also implicated in mucus hypersecretion in asthma. In an allergen sensitised guinea pig acute asthma model an inhibitor of NE prevented goblet cell degranulation and mucus hypersecretion (Nadel et al., 1999, Eur. Resp. J., 13, 190-196).

NE has been also shown to play a role in the pathogenesis of pulmonary fibrosis.

NE:  $\alpha_1$ -protenase inhibitor complex is increased in serum of patients with pulmonary fibrosis, which correlates with the clinical parameters in these patients (Yamanouchi et al., 1998, *Eur. Resp. J.* 11, 120-125). In a murine model of human pulmonary fibrosis, a NE inhibitor reduced bleomycin-induced pulmonary fibrosis (Taooka et al., 1997, *Am. J. Resp. Crit. Care Med.*, 156, 260-265). Furthermore investigators have shown that NE deficient mice are resistant to bleomycin-induced pulmonary fibrosis (Dunsmore et al., 2001, *Chest*, 120, 35S-36S). Plasma NE level was found to be elevated in patients who progressed to ARDS implicating the importance of NE in early ARDS disease pathogenesis. (Donnelly et al., 1995, *Am. J. Res. Crit. Care Med.*, 151, 428-1433). The antiproteases and NE complexed with antiprotease are increased in lung cancer area (Marchandise et al., 1989, *Eur. Resp. J.* 2, 623-629). Recent studies have shown that polymorphism in the promoter region of the NE gene are associated with lung cancer development (Taniguchi et al., 2002, *Clin. Cancer Res.*, 8, 1115-1120).

15

Acute lung injury caused by endotoxin in experimental animals is associated with elevated levels of NE (Kawabata, et al., 1999, *Am. J. Resp. Crit. Care*, 161, 2013-2018). Acute lung inflammation caused by intratracheal injection of lipopolysaccharide in mice has been shown to elevate the NE activity in bronchoalveolar lavage fluid which is significantly inhibited by a NE inhibitor (Fujie et al., 1999, *Eur. J. Pharmacol.*, 374, 117-125; Yasui, et al., 1995, *Eur. Resp. J.*, 8, 1293-1299). NE also plays an important role in the neutrophil-induced increase of pulmonary microvascular permeability observed in a model of acute lung injury caused by tumour necrosis factor  $\alpha$  (TNF $\alpha$ ) and phorbol myristate acetate (PMA) in isolated perfused rabbit lungs (Miyazaki et al., 1998, *Am. J. Respir. Crit. Care Med.*, 157, 89-94).

25

A role for NE has also been suggested in monocrotaline-induced pulmonary vascular wall thickening and cardiac hypertrophy (Molteni et al., 1989, *Biochemical Pharmacol.* 38, 2411-2419). Serine elastase inhibitor reverses the monocrotaline-induced pulmonary hypertension and remodelling in rat pulmonary arteries (Cowan et al., 2000, *Nature Medicine*, 6, 698-702). Recent studies have shown that serine elastase, that is, NE or vascular elastase are important in cigarette smoke-induced muscularisation of small

30

pulmonary arteries in guinea pigs (Wright et al., 2002, Am. J. Respir. Crit. Care Med., 166, 954-960).

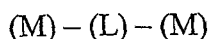
NE plays a key role in experimental cerebral ischemic damage (Shimakura et al., 2000, Brain Research, 858, 55-60), ischemia-reperfusion lung injury (Kishima et al., 1998, Ann. Thorac. Surg. 65, 913-918) and myocardial ischemia in rat heart (Tiefenbacher et al., 1997, Eur. J. Physiol., 433, 563-570). Human NE levels in plasma are significantly increased above normal in inflammatory bowel diseases, for example, Crohn's disease and ulcerative colitis (Adeyemi et al., 1985, Gut, 26, 1306-1311). In addition NE has also been assumed to be involved in the pathogenesis of rheumatoid arthritis (Adeyemi et al., 1986, Rheumatol. Int., 6, 57). The development of collagen induced arthritis in mice is suppressed by a NE inhibitor (Kakimoto et al., 1995, Cellular Immunol. 165, 26-32).

Thus, human NE is known as one of the most destructive serine proteases and has been implicated in a variety of inflammatory diseases. The important endogenous inhibitor of human NE is  $\alpha_1$ -antitrypsin. The imbalance between human NE and antiprotease is believed to give rise to an excess of human NE resulting in uncontrolled tissue destruction. The protease/ antiprotease balance may be upset by a decreased availability of  $\alpha_1$ -antitrypsin either through inactivation by oxidants such as cigarette smoke, or as a result of genetic inability to produce sufficient serum levels. Human NE has been implicated in the promotion or exacerbation of a number of diseases such as pulmonary emphysema, pulmonary fibrosis, adult respiratory distress syndrome (ARDS), ischemia reperfusion injury, rheumatoid arthritis and pulmonary hypertension.

Neutrophil elastase inhibitors are disclosed in, *inter alia*, WO 2004/024700, WO 2004/024701, GB 2 392 910, WO 2005/082863, WO 2005/082864, WO 2004/043924, WO 2005/021512, WO 2005/021509, WO 2005/026123 and WO 2005/026124.

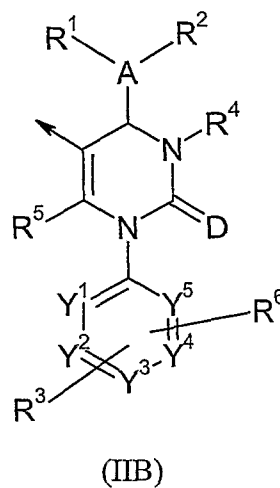
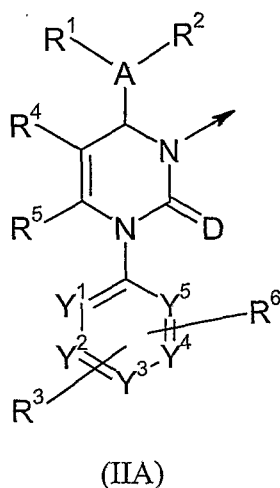
#### Disclosure of the Invention

In one aspect the present invention provides a compound of formula (I)



wherein:

either M represents a group  $M^1$  of formula (IIA) or (IIB):



wherein:

10

A is aryl or heteroaryl;

D is oxygen or sulphur;

$R^1$ ,  $R^2$  and  $R^3$  are each independently hydrogen, halogen, nitro, cyano, alkyl, hydroxy or alkoxy; wherein said alkyl and alkoxy may be further substituted with one to three identical or different radicals selected from the group consisting of halogen, hydroxy and alkoxy;

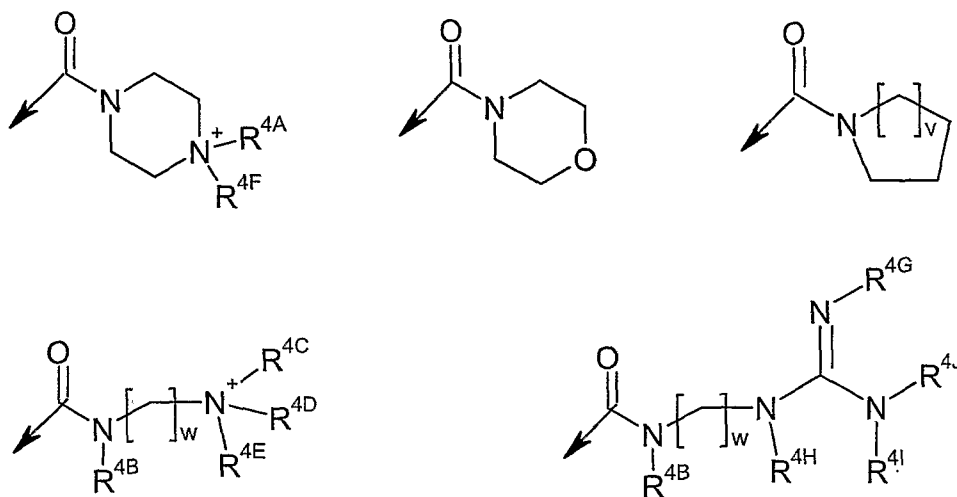
15

$R^4$  is hydrogen, alkyl, trifluoromethylcarbonyl, alkylcarbonyl, alkoxy carbonyl, alkenoxy carbonyl, hydroxycarbonyl, aminocarbonyl, arylcarbonyl, heteroarylcarbonyl, heterocycloalkylcarbonyl, heteroaryl, heterocycloalkyl or cyano; wherein said alkylcarbonyl, alkoxy carbonyl and aminocarbonyl may be further substituted with one to three identical or different radicals selected from the group consisting of cycloalkyl, hydroxy, alkoxy, alkoxy carbonyl, hydroxycarbonyl, aminocarbonyl, cyano, amino, heteroaryl, heterocycloalkyl and tri-(alkyl)-silyl; and wherein said heteroarylcarbonyl, heterocycloalkylcarbonyl, heteroaryl and heterocycloalkyl may be further substituted with alkyl;

20

or

$R^4$  represents a group of Formula (III):



5

wherein

$R^{4A}$ ,  $R^{4B}$ ,  $R^{4G}$ ,  $R^{4H}$ ,  $R^{4I}$  and  $R^{4J}$  are each independently hydrogen or alkyl; or  $R^{4H}$

and  $R^{4I}$  may be joined together with the nitrogen atoms to which they are attached to form a ring;

10  $R^{4F}$  is a lone pair or  $R^{4F}$  is alkyl and the nitrogen atom to which it is attached is quaternary and carries a positive charge;

$R^{4C}$ ,  $R^{4D}$  and  $R^{4E}$  are alkyl, or any two of  $R^{4C}$ ,  $R^{4D}$  and  $R^{4E}$  may be joined together with the nitrogen atom to which they are attached to form a ring, optionally containing

15  $v$  is an integer 1 to 3;

$w$  is an integer 1 to 6;

$R^5$  is alkyl, which may be optionally substituted with one to three identical or different radicals selected from the group consisting of halogen, hydroxy, alkoxy, alkenoxy, alkylthio, amino, hydroxycarbonyl, alkoxy carbonyl and the radical -O-(alkyl)-O-(alkyl);

20

or  $R^5$  is amino;

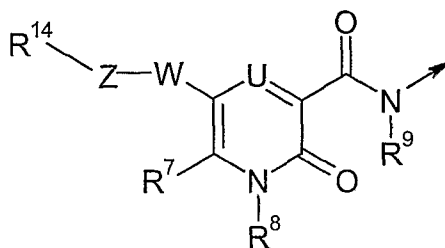
$R^6$  is halogen, nitro, cyano, alkyl, hydroxy or alkoxy; wherein said alkyl and alkoxy may be further substituted with one to three identical or different radicals selected from the group consisting of halogen, hydroxy and alkoxy;

$Y^1, Y^2, Y^3, Y^4$  and  $Y^5$  are each independently C or N, with the proviso that the ring in

which they are comprised contains no more than two N atoms; and

→ indicates the preferred point of attachment of  $M^1$  to the group L;

or M represents a group  $M^2$  of formula (IV):



(IV)

wherein

$R^7$  represents hydrogen or alkyl;

U represents N or  $CR^{10}$ ;

Either W represents  $S(O)_m$  wherein m represents an integer 0, 1 or 2; and

Z represents a single bond,  $-CH_2-$  or  $-NR^{37}-$ ; and

$R^{14}$  represents a hydrogen atom or OH or a group selected from alkyl and a saturated or unsaturated 3- to 10-membered ring system optionally comprising at least one ring heteroatom selected from nitrogen, oxygen and sulphur; each group being optionally substituted with at least one substituent selected from phenyl, alkoxycarbonyl,

halogen, alkyl, alkoxy, CN, OH,  $NO_2$ , alkyl substituted by one or more F atoms,

alkoxy substituted by one or more F atoms,  $NR^{12}R^{13}$ ,  $C\equiv CR^{30}$ ,  $CONR^{31}R^{32}$ , CHO,

alkylcarbonyl,  $S(O)_pR^{33}$  and  $OSO_2R^{34}$ ;

Or W represents a 5-membered heterocyclic ring comprising at least one ring heteroatom selected from nitrogen, oxygen and sulphur, wherein at least one of the ring carbon atoms may be optionally replaced by a carbonyl group; and wherein the heterocyclic ring is optionally substituted by at least one substituent selected from halogen, C<sub>1</sub>-C<sub>4</sub> alkyl, C<sub>1</sub>-C<sub>4</sub> alkoxy, CN, OH, NO<sub>2</sub>, C<sub>1</sub>-C<sub>3</sub> alkyl substituted by one or more F atoms, C<sub>1</sub>-C<sub>3</sub> alkoxy substituted by one or more F atoms, NR<sup>40, 41</sup>, C≡CR<sup>45</sup>, CONR<sup>46, 47</sup>, CHO, C<sub>2</sub>-C<sub>4</sub> alkanoyl, S(O)<sub>s</sub>R<sup>48</sup> and OSO<sub>2</sub>R<sup>49</sup>; and

Z represents a single bond; and

R<sup>14</sup> represents phenyl or a 6-membered heteroaromatic ring comprising 1 to 3 ring nitrogen atoms; said ring being optionally substituted with at least one substituent selected from halogen, C<sub>1</sub>-C<sub>4</sub> alkyl, C<sub>1</sub>-C<sub>4</sub> alkoxy, CN, OH, NO<sub>2</sub>, C<sub>1</sub>-C<sub>3</sub> alkyl substituted by one or more F atoms, C<sub>1</sub>-C<sub>3</sub> alkoxy substituted by one or more F atoms, NR<sup>12, 13</sup>, C≡CR<sup>30</sup>, CONR<sup>31, 32</sup>, CHO, C<sub>2</sub>-C<sub>4</sub> alkanoyl, S(O)<sub>p</sub>R<sup>33</sup> and OSO<sub>2</sub>R<sup>34</sup>;

R<sup>12</sup>, R<sup>13</sup>, R<sup>40</sup> and R<sup>41</sup> independently represent H, alkyl, formyl or alkylcarbonyl; or the group -NR<sup>12, 13</sup> or -NR<sup>40, 41</sup> together represents a 5 to 7 membered azacyclic ring optionally incorporating one further heteroatom selected from O, S and NR<sup>38</sup>;

R<sup>30</sup> and R<sup>45</sup> independently represent H, alkyl, Si(CH<sub>3</sub>)<sub>3</sub> or phenyl;

R<sup>33</sup> and R<sup>34</sup> independently represent H or alkyl; said alkyl being optionally substituted by one or more F atoms;

R<sup>10</sup> represents H or F;

$R^8$  represents phenyl or a five- or six-membered heteroaromatic ring containing 1 to 3  
 heteroatoms independently selected from O, S and N; said ring being optionally  
 substituted with at least one substituent selected from halogen, alkyl, cyano, alkoxy,  
 5 nitro, methylcarbonyl,  $NR^{35}R^{36}$ , alkyl substituted by one or more F atoms or alkoxy  
 substituted by one or more F atoms;

$R^{35}$ ,  $R^{36}$ ,  $R^{48}$  and  $R^{49}$  independently represent H or alkyl; said alkyl being optionally  
 further substituted by one or more F atoms;

$R^9$  represents hydrogen or alkyl optionally substituted with at least one substituent  
 selected from fluoro, hydroxyl and alkoxy;

p is 0, 1 or 2;

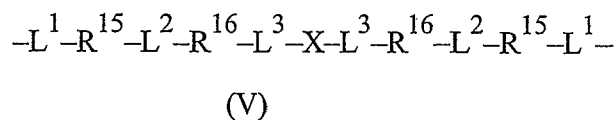
15 s is 0, 1 or 2;

$R^{31}$ ,  $R^{32}$ ,  $R^{37}$ ,  $R^{38}$ ,  $R^{46}$  and  $R^{47}$  each independently represent hydrogen or alkyl; and  
 → indicates the preferred point of attachment of  $M^2$  to the group L;

20 and each group M in formula (I) is selected independently from a group  $M^1$  or  $M^2$   
 provided that every compound of formula (I) contains at least one group  $M^2$ ;

L represents a linker group of formula (V):

25

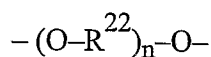


wherein:

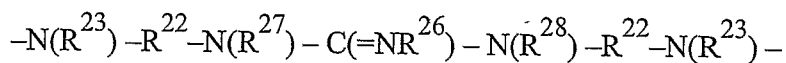
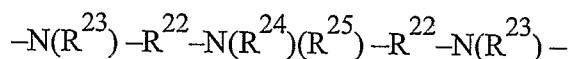
each  $L^1$ , each  $L^2$  and each  $L^3$  is independently selected from a direct bond,  $C(=O)$ ,  $O$ ,  $NR^{17}$ ,  $CONR^{18}$  and  $NR^{19}CO$ ;

each  $R^{15}$  and each  $R^{16}$  is independently selected from C1 to 10 alkylene or C3 to 7 cycloalkylene; and

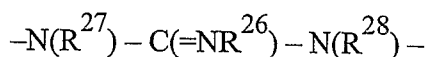
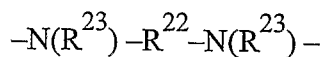
5 X is a direct bond,  $C(=O)$ ,  $NR^{20}R^{21}$ , alkylene, cycloalkylene, aryl, aryl<sup>1</sup>-aryl<sup>2</sup>, aryl<sup>1</sup>-O-aryl<sup>2</sup>, heteroaryl, heteroaryl<sup>1</sup>-heteroaryl<sup>2</sup>, heteroaryl<sup>1</sup>-O-heteroaryl<sup>2</sup> or is selected from the following divalent radicals:



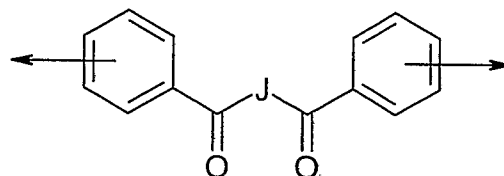
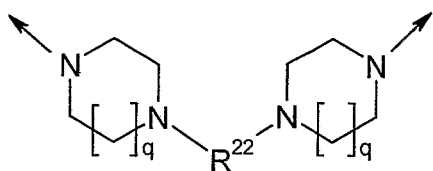
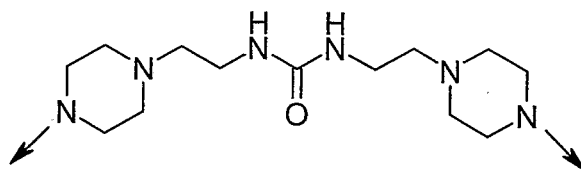
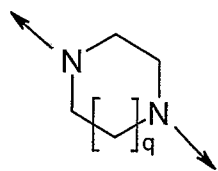
10

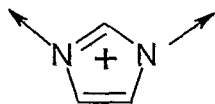


15



20





wherein

n is an integer 1 to 4;

5 each q independently represents an integer 1 or 2;

each  $R^{17}$ , each  $R^{18}$  and each  $R^{19}$  are independently selected from H or alkyl;

$R^{20}$  and  $R^{21}$  are independently selected from H and alkyl; and when both

represent alkyl, the N atom to which they are attached bears a positive charge; or

10  $R^{20}$  and  $R^{21}$  are joined together such that the group  $NR^{20}R^{21}$  together represents a quaternary 5- to 7-membered azacyclic ring which optionally incorporates one further heteroatom selected from O, N and S;

aryl<sup>1</sup> and aryl<sup>2</sup> represent the same or different aryl ring systems;

heteroaryl<sup>1</sup> and heteroaryl<sup>2</sup> represent the same or different heteroaryl ring systems;

15 each  $R^{22}$  is independently selected from C1 to 10 alkylene or C3 to 7 cycloalkylene;

each  $R^{23}$ , each  $R^{26}$ , each  $R^{27}$  and each  $R^{28}$  is independently selected from H or alkyl;

$R^{24}$  and  $R^{25}$  are independently selected from H and alkyl; and when both

20 represent alkyl, the N atom to which they are attached bears a positive charge; or  $R^{24}$  and  $R^{25}$  are joined together such that the group  $NR^{24}R^{25}$  together represents a quaternary 5- to 7-membered azacyclic ring which optionally incorporates one further heteroatom selected from O, N and S;

J is selected from the groups  $-N(R^{23})-R^{22}-N(R^{24})(R^{25})-R^{22}-N(R^{23})-$  or

25  $-N(R^{23})-R^{22}-N(R^{27})-C(=NR^{26})-(NR^{28})-R^{22}-N(R^{23})-$ ;

or a pharmaceutically acceptable salt thereof.

In the context of the present specification, unless otherwise stated, an alkyl group or an alkyl moiety in a substituent group (for example, alkoxy) may be linear or branched. Similarly, an alkylene group may be linear or branched. Unless otherwise defined, a ring system may have alicyclic or aromatic properties. An unsaturated ring system may be partially or fully unsaturated.

"Alkylcarbonyl", "acyl" or "alkanoyl" means a -CO-alkyl group in which the alkyl group is as described herein. Exemplary acyl groups include -COCH<sub>3</sub> and -COCH(CH<sub>3</sub>)<sub>2</sub>.

"Acylamino" means a -NR-acyl group in which R is H or alkyl and acyl is as described herein. Exemplary acylamino groups include -NHCOCH<sub>3</sub> and -N(CH<sub>3</sub>)COCH<sub>3</sub>.

"Alkenoxy" means an -O-alkenyl group in which alkenyl is as described below. Exemplary groups includes -O-allyl (-OCH<sub>2</sub>CH=CH<sub>2</sub>).

"Alkenoxycarbonyl" means a -COO-alkenyl group which alkenyl is as described below. Exemplary groups includes -C(O)O-allyl.

"Alkoxy" and "alkyloxy" means an -O-alkyl group in which alkyl is as described below. Exemplary alkoxy groups include methoxy (-OCH<sub>3</sub>) and ethoxy (-OC<sub>2</sub>H<sub>5</sub>).

"Alkoxycarbonyl" means a -COO-alkyl group in which alkyl is as defined below. Exemplary alkoxycarbonyl groups include methoxycarbonyl and ethoxycarbonyl.

"Alkyl" or "lower alkyl", as a group or part of a group, refers to a straight or branched chain saturated hydrocarbon group having from 1 to 12, preferably 1 to 6, carbon atoms in the chain. Exemplary alkyl groups include methyl, ethyl, 1-propyl and 2-propyl.

"Alkenyl" as a group or part of a group refers to a straight or branched chain

hydrocarbon group having from 1 to 12, preferably 1 to 6, carbon atoms and one carbon-carbon double bond in the chain. Exemplary alkenyl groups include ethenyl, 1-propenyl and 2-propenyl.

5 "Alkylamino" means a -NH-alkyl group in which alkyl is as defined above. Exemplary alkylamino groups include methylamino and ethylamino.

"Alkylene means an -alkyl- group in which alkyl is as defined previously. Exemplary alkylene groups include -CH<sub>2</sub>-, -(CH<sub>2</sub>)<sub>2</sub>- and -CH(CH<sub>3</sub>)CH<sub>2</sub>-.

10

"Alkenylene" means an -alkenyl- group in which alkenyl is as defined previously. Exemplary alkenylene groups include -CH=CH-, -CH=CHCH<sub>2</sub>- and -CH<sub>2</sub>CH=CH-.

15 "Alkylthio" means a -S-alkyl group in which alkyl is as defined above. Exemplary alkylthio groups include methylthio and ethylthio.

"Amino" means a -NR<sup>1</sup>R<sup>2</sup> group where R<sup>1</sup> and R<sup>2</sup> may be independently a hydrogen atom, alkyl, aryl, arylalkyl, alkenyl, alkynyl, heteroaryl or heterocycloalkyl group. That is, the amino group may be primary, secondary or tertiary. Exemplary amino groups  
20 include -NH<sub>2</sub>, NHCH<sub>3</sub>, -NHPh, -N(CH<sub>3</sub>)<sub>2</sub>, etc.

"Aminocarbonyl" means a -CO-NRR group in which R is as herein described. Exemplary aminocarbonyl groups include -CONH<sub>2</sub>, -CONHCH<sub>3</sub> and -CONH-phenyl.

25 "Aminoalkyl" means an alkyl-NH<sub>2</sub> group in which alkyl is as previously described. Exemplary aminoalkyl groups include -CH<sub>2</sub>NH<sub>2</sub>.

"Ammonium" means a quarternary nitrogen group -N<sup>+</sup>R<sup>1</sup>R<sup>2</sup>R<sup>3</sup> where R<sup>1</sup>, R<sup>2</sup> and R<sup>3</sup> are alkyl, aryl, alkenyl, arylalkyl, heteroaryl, heterocycloalkyl, and the nitrogen atom

carries a formal positive charge .

"Aryl" as a group or part of a group denotes an optionally substituted monocyclic or multicyclic aromatic carbocyclic moiety of from 6 to 14 carbon atoms, preferably from 5 6 to 10 carbon atoms, such as phenyl or naphthyl. The aryl group may be substituted by one or more substituent groups.

"Arylalkyl" means an aryl-alkyl- group in which the aryl and alkyl moieties are as previously described. Exemplary arylalkyl groups include benzyl, phenethyl and 10 naphthylmethyl .

"Arylalkyloxy" means an aryl-alkyloxy- group in which the aryl and alkyloxy moieties are as previously described. Preferred arylalkyloxy groups contain a C1-4 alkyl moiety. Exemplary arylalkyl groups include benzyloxy.

15

"Arylcarbonyl" means an aromatic ring joined to a carbonyl group  $-(C=O)$ . Exemplary groups include benzoyl  $-(C(O)Ph)$ .

"Aryloxy" means an  $-O$ -aryl group in which aryl is described above. Exemplary aryloxy 20 groups include phenoxy.

"Cyclic amine" means an optionally substituted 3 to 8 membered monocyclic cycloalkyl ring system where one of the ring carbon atoms is replaced by nitrogen, and which may optionally contain an additional heteroatom selected from O, S or NR (wherein 25 R is as described herein). Exemplary cyclic amines include pyrrolidine, piperidine, morpholine, piperazine and N-methylpiperazine. The cyclic amine group may be substituted by one or more substituent groups.

"Cycloalkyl" means an optionally substituted saturated monocyclic or bicyclic ring system 30 of from 3 to 12 carbon atoms, preferably from 3 to 8 carbon atoms, and more preferably from 3 to 6 carbon atoms. Exemplary monocyclic cycloalkyl rings include cyclopropyl, cyclopentyl, cyclohexyl and cycloheptyl . The cycloalkyl group may be

substituted by one or more substituent groups.

"Cycloalkylene" means an optionally substituted saturated monocyclic or bicyclic ring system of from 3 to 12 carbon atoms, preferably from 3 to 8 carbon atoms, and more  
5 preferably from 3 to 6 carbon atoms, as a bivalent radical. Exemplary cycloalkylene groups include cyclohexane-1,4-diyl.

"Cycloalkylalkyl" means a cycloalkyl-alkyl- group in which the cycloalkyl and alkyl moieties are as previously described. Exemplary monocyclic cycloalkylalkyl groups  
10 include cyclopropylmethyl, cyclopentylmethyl, cyclohexylmethyl and cycloheptylmethyl.

"Dendrimer" means a multifunctional core group with a branching group attached to each functional site. Each branching site can be attached to another branching molecule and this process may be repeated multiple times.

15

"Halo" or "halogen" means fluoro, chloro, bromo, or iodo.

"Haloalkoxy" means an -O-alkyl group in which the alkyl is substituted by one or more halogen atoms. Exemplary haloalkyl groups include trifluoromethoxy and  
20 difluoromethoxy.

"Haloalkyl" means an alkyl group which is substituted by one or more halo atoms. Exemplary haloalkyl groups include trifluoromethyl.

25 "Heteroaryl" as a group or part of a group denotes an optionally substituted aromatic monocyclic or multicyclic organic moiety of from 5 to 14 ring atoms, preferably from 5 to 10 ring atoms, in which one or more of the ring atoms is/are element(s) other than carbon, for example, nitrogen, oxygen or sulfur. Examples of such groups include benzimidazolyl, benzoxazolyl, benzothiazolyl, benzofuranyl, benzothienyl, furyl,  
30 imidazolyl, indolyl, indoliziny, isoxazolyl, isoquinolinyl, isothiazolyl, oxazolyl, oxadiazolyl, pyrazinyl, pyridazinyl, pyrazolyl, pyridyl, pyrimidinyl, pyrrolyl, quinazolinyl, quinolinyl, tetrazolyl, 1,3,4-thiadiazolyl, thiazolyl, thienyl and triazolyl groups. The

heteroaryl group may be substituted by one or more substituent groups. The heteroaryl group may be attached to the remainder of the compound of the invention by any available carbon or nitrogen atom.

5 "Heteroarylcarbonyl" means a heteroaryl group attached to a carbonyl group, -C(O)-. Exemplary groups are pyridine-2-carbonyl and thiophene-2-carbonyl.

"Heteroaryloxy" means a heteroaryloxy- group in which the heteroaryl is as previously described. Exemplary heteroaryloxy groups include pyridyloxy.

10

"Heterocycloalkyl" means: (i) an optionally substituted cycloalkyl group of from 4 to 8 ring members which contains one or more heteroatoms selected from O, S or NR; (ii) a cycloalkyl group of from 4 to 8 ring members which contains CONR or CONRCO (examples of such groups include succinimidyl and 2-oxopyrrolidinyl). The  
15 heterocycloalkyl group may be substituted by one or more substituent groups. The heterocycloalkyl group may be attached to the remainder of the compound by any available carbon or nitrogen atom.

"Heterocycloalkylalkyl" means a heterocycloalkyl-alkyl- group in which the  
20 heterocycloalkyl and alkyl moieties are as previously described.

"Hydroxycarbonyl" means a group -COOH.

Examples of a 5 to 7 membered azacyclic ring optionally incorporating one further  
25 heteroatom selected from O, S and NR<sup>38</sup> include pyrrolidine, piperidine, piperazine, morpholine and perhydroazepine.

Examples of 5-membered heterocyclic ring systems that may be used, which may be saturated or partially unsaturated or fully unsaturated include any one of pyrrolidinyl,  
30 tetrahydrofuranyl, pyrroline, imidazolidinyl, imidazoliny, pyrazolidinyl, pyrazolinyl, pyrrolidinonyl, imidazolidinonyl, oxazolyl, pyrazolyl, thiazolidinyl, thienyl, isoxazolyl,

isothiazolyl, thiadiazolyl, pyrrolyl, furanyl, thiazolyl, imidazolyl, furazanyl, triazolyl and tetrazolyl.

In one embodiment, each group M in formula (I) represents a group  $M^2$  and the two  $M^2$  groups are chosen independently. In another embodiment, each group M in formula (I) represents a group  $M^2$  and the two  $M^2$  groups are the same.

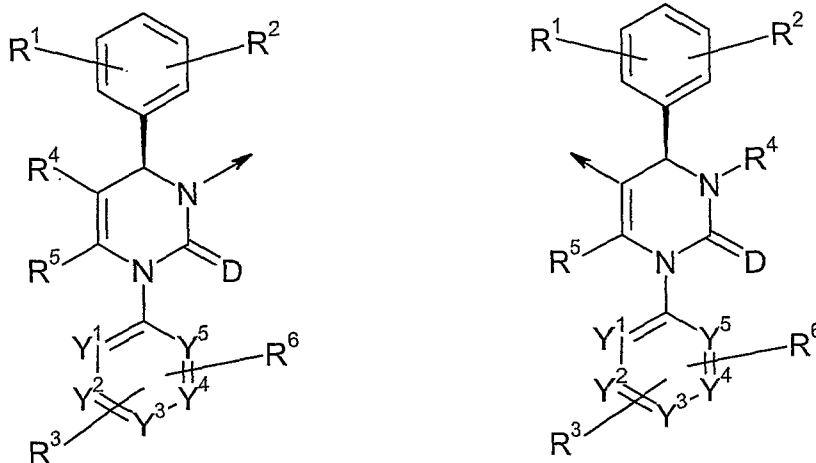
In one embodiment, one group M in formula (I) represents a group  $M^1$  and the other group M represents a group  $M^2$ .

10

In one embodiment, A in formula (IIA) or (IIB) is a phenyl ring.

In one embodiment D in formula (IIA) or (IIB) is an oxygen atom.

In another embodiment, the groups  $M^1$  have the stereochemistry shown below:



In one embodiment, in formula (IV), W represents  $S(O)_m$  wherein m represents an integer 0, 1 or 2; and Z represents a single bond,  $-CH_2-$  or  $-NR^{37}-$ ; and  $R^{14}$  represents a hydrogen atom or OH or a group selected from alkyl and a saturated or unsaturated 3- to 10-membered ring system optionally comprising at least one ring heteroatom selected from

20

nitrogen, oxygen and sulphur; each group being optionally substituted with at least one substituent selected from phenyl, alkoxy carbonyl, halogen, alkyl, alkoxy, CN, OH, NO<sub>2</sub>, alkyl substituted by one or more F atoms, alkoxy substituted by one or more F atoms, NR<sup>12</sup>R<sup>13</sup>, C≡CR<sup>30</sup>, CONR<sup>31</sup>R<sup>32</sup>, CHO, alkyl carbonyl, S(O)<sub>p</sub>R<sup>33</sup> and OSO<sub>2</sub>R<sup>34</sup>.

5

In another embodiment, in formula (IV), W represents a 5-membered heterocyclic ring comprising at least one ring heteroatom selected from nitrogen, oxygen and sulphur, wherein at least one of the ring carbon atoms may be optionally replaced by a carbonyl group; and wherein the heterocyclic ring is optionally substituted by at least one  
 10 substituent selected from halogen, C<sub>1</sub>-C<sub>4</sub> alkyl, C<sub>1</sub>-C<sub>4</sub> alkoxy, CN, OH, NO<sub>2</sub>, C<sub>1</sub>-C<sub>3</sub> alkyl substituted by one or more F atoms, C<sub>1</sub>-C<sub>3</sub> alkoxy substituted by one or more F atoms, NR<sup>40</sup>R<sup>41</sup>, C≡CR<sup>45</sup>, CONR<sup>46</sup>R<sup>47</sup>, CHO, C<sub>2</sub>-C<sub>4</sub> alkanoyl, S(O)<sub>s</sub>R<sup>48</sup> and OSO<sub>2</sub>R<sup>49</sup>; and Z represents a single bond; and R<sup>14</sup> represents phenyl or a 6-membered heteroaromatic ring comprising 1 to 3 ring nitrogen atoms; said ring being optionally  
 15 substituted with at least one substituent selected from halogen, C<sub>1</sub>-C<sub>4</sub> alkyl, C<sub>1</sub>-C<sub>4</sub> alkoxy, CN, OH, NO<sub>2</sub>, C<sub>1</sub>-C<sub>3</sub> alkyl substituted by one or more F atoms, C<sub>1</sub>-C<sub>3</sub> alkoxy substituted by one or more F atoms, NR<sup>12</sup>R<sup>13</sup>, C≡CR<sup>30</sup>, CONR<sup>31</sup>R<sup>32</sup>, CHO, C<sub>2</sub>-C<sub>4</sub> alkanoyl, S(O)<sub>p</sub>R<sup>33</sup> and OSO<sub>2</sub>R<sup>34</sup>;

20 In one embodiment R<sup>6</sup> is a haloalkyl group.

In one embodiment, Y<sup>1</sup> to Y<sup>5</sup> are each carbon atoms.

In one embodiment, A in formula (IIA) or (IIB) is a phenyl ring; D in formula (IIA) or  
 25 (IIB) is an oxygen atom; and Y<sup>1</sup> to Y<sup>5</sup> are each carbon atoms.

In one embodiment, W in formula (IV) represents S(O).

In an embodiment of the invention, Z represents a single bond,  $-\text{CH}_2-$ ,  $-\text{NH}-$  or  $-\text{NCH}_3-$ .

In another embodiment, Z represents a single bond such that the group W is bonded directly to the group  $\text{R}^{14}$ .

5 Examples of saturated or unsaturated 3- to 10-membered ring systems that may be used, which may be monocyclic or polycyclic (e.g. bicyclic) in which the two or more rings are fused, include one or more (in any combination) of cyclopropyl, cyclobutyl, cyclopentyl, cyclohexyl, bicyclo[2.2.1]heptyl, cyclopentenyl, cyclohexenyl, phenyl, pyrrolidinyl, piperidinyl, piperazinyl, morpholinyl, thiomorpholinyl, diazabicyclo[2.2.1]hept-2-yl,  
10 naphthyl, benzofuranyl, benzothienyl, benzodioxolyl, quinoliny, oxazolyl, 2,3-dihydrobenzofuranyl, tetrahydropyranyl, pyrazolyl, pyrazinyl, thiazolidinyl, indanyl, thienyl, isoxazolyl, pyridazinyl, thiadiazolyl, pyrrolyl, furanyl, thiazolyl, indolyl, imidazolyl, pyrimidinyl, benzimidazolyl, triazolyl, tetrazolyl and pyridinyl. Preferred ring systems include cyclopropyl, isoxazolyl and pyrazolyl.

15

In one embodiment of the invention,  $\text{R}^{14}$  represents phenyl or a 5- or 6-membered heteroaromatic ring system comprising one to three ring heteroatoms independently selected from nitrogen, oxygen and sulphur; each ring being optionally substituted by one or two substituents independently selected from F, Cl, Br, cyano, nitro,  $\text{CF}_3$  and  $\text{C}\equiv\text{CH}$ .

20

Examples of a 5- or 6-membered heteroaromatic ring include furanyl, thienyl, pyrrolyl, oxazolyl, 1,2,4-oxadiazolyl, 1,3,4-oxadiazolyl, isoxazolyl, imidazolyl, pyrazolyl, thiazolyl, triazolyl, tetrazolyl, thiadiazolyl, pyridinyl, pyrimidinyl and pyrazinyl. Preferred heteroaromatic rings include thienyl, imidazolyl, pyridinyl, pyrimidinyl and pyrazinyl,  
25 especially pyridinyl.

In a further embodiment of the invention,  $\text{R}^{14}$  represents phenyl optionally substituted by one or two substituents independently selected from F, Cl, Br, cyano, nitro,  $\text{CF}_3$  and  $\text{C}\equiv\text{CH}$ .

30

In one embodiment,  $R^{10}$  represents H.

In one embodiment,  $R^8$  represents a phenyl or pyridinyl ring substituted with at least one substituent (e.g. one, two or three substituents) independently selected from halogen (e.g. 5 fluorine, chlorine, bromine or iodine), cyano, nitro, methyl, trifluoromethyl or methylcarbonyl.

In one embodiment,  $R^8$  represents a phenyl group substituted with one or two substituents independently selected from fluorine, chlorine, cyano, nitro, trifluoromethyl or 10 methylcarbonyl.

In another embodiment,  $R^8$  represents a phenyl group substituted with one or two substituents selected from fluorine, chlorine or trifluoromethyl.

15 In still another embodiment,  $R^8$  represents a phenyl group substituted with a trifluoromethyl substituent (preferably in the meta position).

In one embodiment,  $R^9$  represents hydrogen or  $C_1$ - $C_4$  alkyl optionally substituted with one or two substituents independently selected from hydroxyl and  $C_1$ - $C_4$  alkoxy.

20

In another embodiment,  $R^9$  represents hydrogen.

In an embodiment of the invention, the compound of formula (IV) is one wherein:

- $R^7$  represents methyl;
- 25 W represents S(O);
- Z represents a single bond;
- $R^{14}$  represents phenyl optionally substituted by one or two substituents independently selected from cyano, F, Cl, Br,  $CF_3$ ,  $NO_2$  and  $-C\equiv CH$ ;

$R^{10}$  represents H;

$R^8$  represents a phenyl group substituted with a trifluoromethyl substituent; and

$R^4$  represents hydrogen.

5 In one embodiment,  $L^1$  is a direct bond.

In a further embodiment, X is the radical  $-N(R^{23})-R^{22}-N(R^{24})(R^{25})-R^{22}-N(R^{23})-$ .

In another embodiment, X is the radical  $-N(R^{23})-R^{22}-N(R^{27})-C(=NR^{26})-N(R^{28})-R^{22}-N(R^{23})-$ .

In yet another embodiment,  $R^5$  is an alkyl group.

10 In yet another embodiment,  $R^5$  is a methyl group.

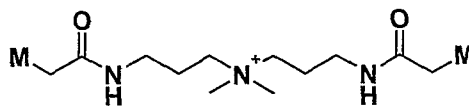
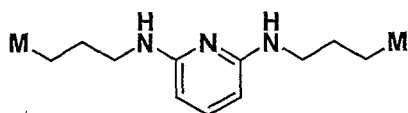
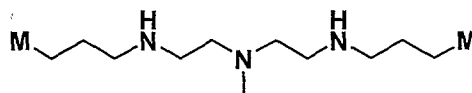
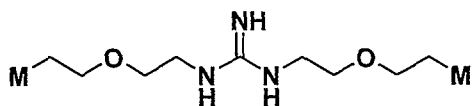
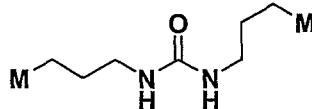
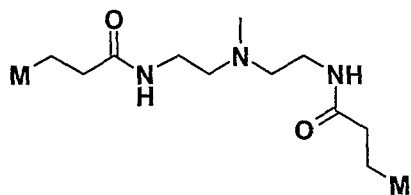
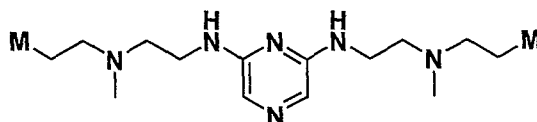
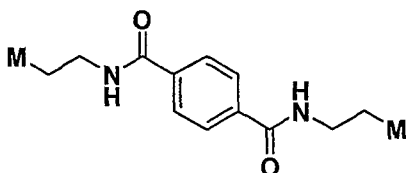
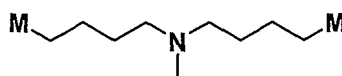
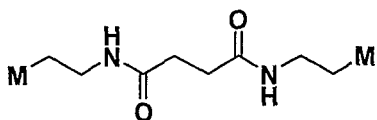
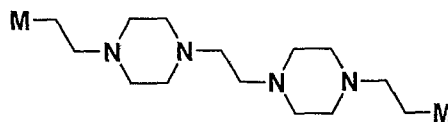
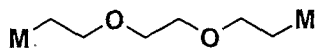
In one embodiment,  $R^4$  is alkoxy carbonyl.

In a further embodiment,  $R^4$  is alkoxy carbonyl wherein the alkoxy group is substituted with a hydroxyl group.

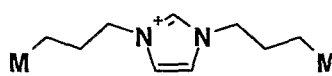
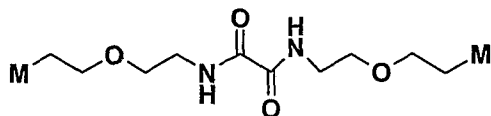
In a further embodiment,  $R^4$  is alkoxy carbonyl wherein the alkoxy group is substituted  
15 with an amino group.

In a further embodiment,  $R^4$  is alkoxy carbonyl wherein the alkoxy group is substituted with an ammonium group.

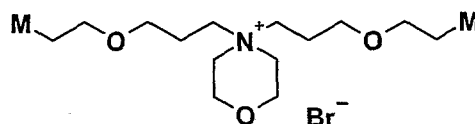
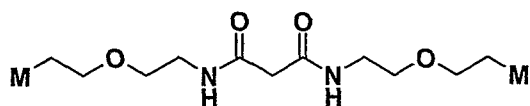
Particular values for the linker group L in compounds of formula (I) include:



I<sup>-</sup>

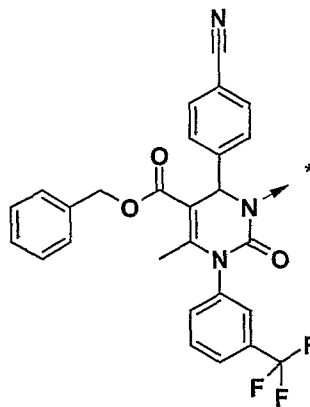
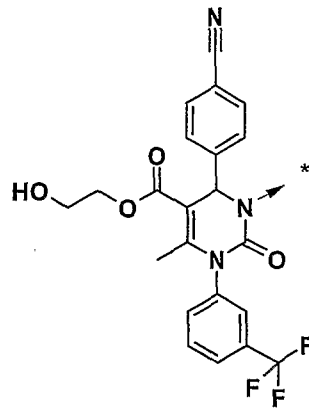
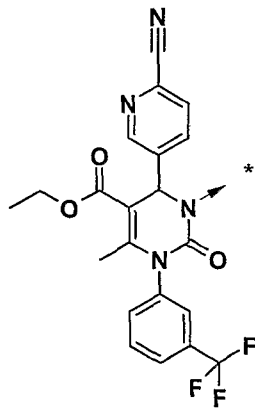
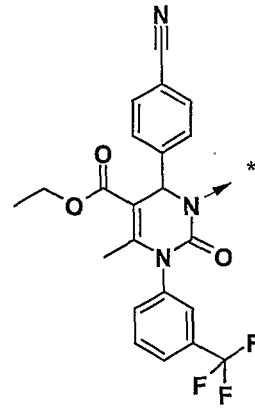
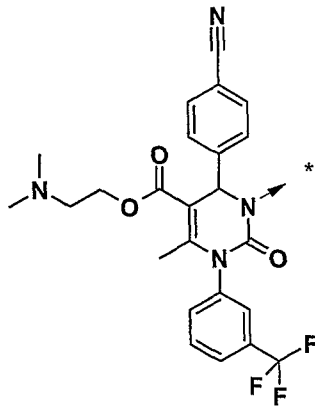


Br<sup>-</sup>

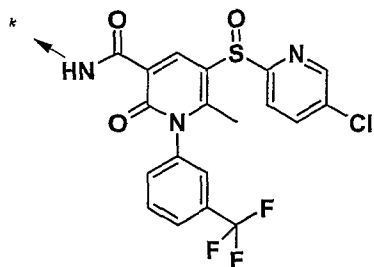
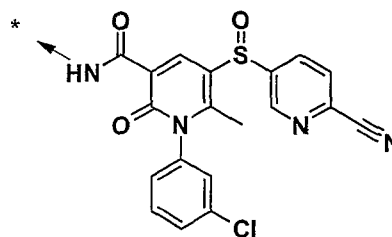
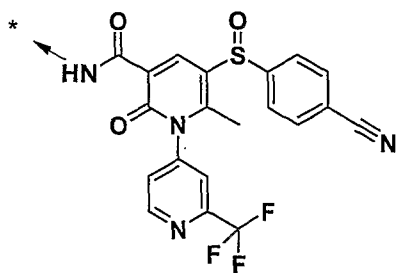
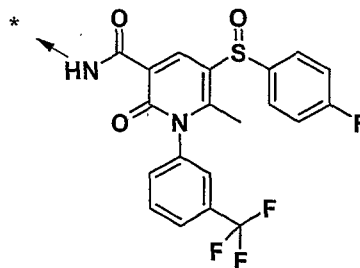
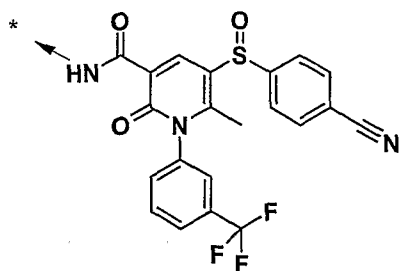


Br<sup>-</sup>

Particular values for the group  $M^1$  in compounds of formula (I) include:



Particular values for the group  $M^2$  in compounds of formula (I) include:



5

Particular compounds of the invention may be obtained by combining a particular linker group as illustrated above with a particular group  $M^1$  as illustrated above and with a particular group  $M^2$  as illustrated above.

Further particular compounds of the invention may be obtained by combining a particular linker group as illustrated above with two particular group  $M^2$  as illustrated above, wherein the two  $M^2$  groups may be the same or different.

- 5 In another aspect the present invention provides a compound of formula (VI):



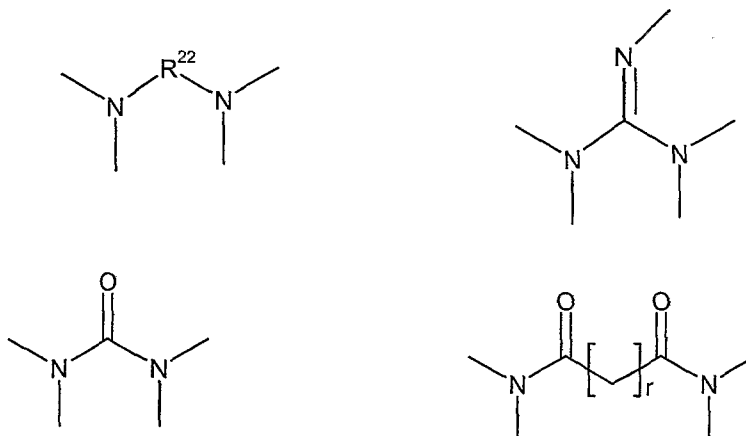
wherein:

- 10 t represents an integer 3 to 20;

$L^4$  represents a linker group of formula  $-L^1 - R^{15} - L^2 - R^{16} - L^3 -$  wherein  $L^1, L^2, L^3, R^{15}$  and  $R^{16}$  are as defined above;

G represents is N, aryl, aryl<sup>1</sup>-aryl<sup>2</sup>, aryl<sup>1</sup>-O-aryl<sup>2</sup>, heteroaryl, heteroaryl<sup>1</sup>-heteroaryl<sup>2</sup>, heteroaryl<sup>1</sup>-O-heteroaryl<sup>2</sup>, a dendrimer or is selected from the following multivalent

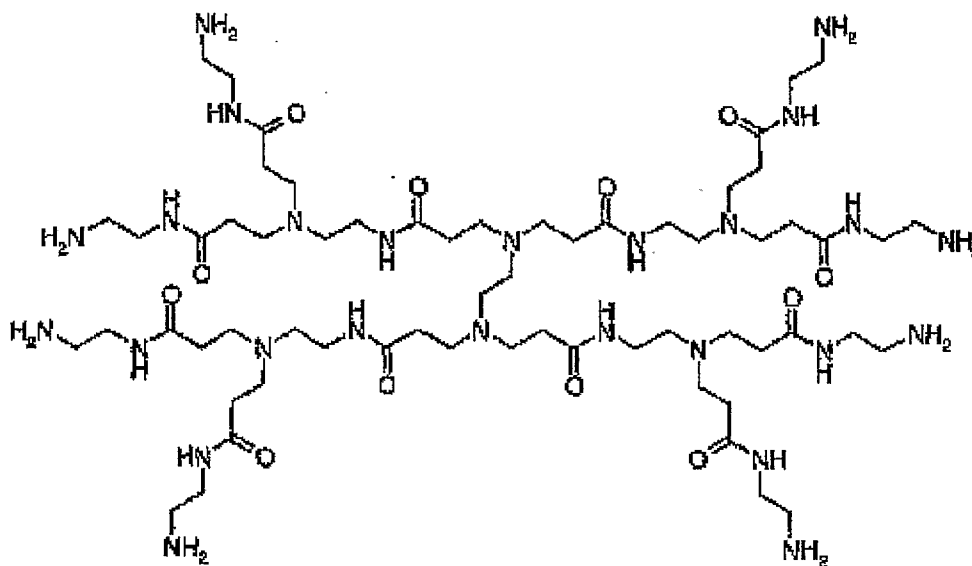
- 15 radicals wherein  $R^{22}$  is as defined above and r is an integer 1 to 6:



- and M is as defined for formula (I) with the proviso that at least one M group represents  $M^2$ ;

or a pharmaceutically acceptable salt thereof.

Examples of group G include, but are not limited to, phenoxyphenyl, biphenyl, bipyridyl, ethylenediamino, propylenediamino and the like. It is to be understood that the number of possible attachment points is dictated by the valency of the groups present, so that for example, biphenyl can contain up to 10 possible attachments (5 on each phenyl ring), and ethylenediamine can possess up to 4 possible attachments (2 on each terminal amine). An example of a dendrimer suitable for use in the invention is:



10

Preferred groups  $M^1$  and  $M^2$  for inclusion within the structures of compounds of formula (VI) include those specifically illustrated above.

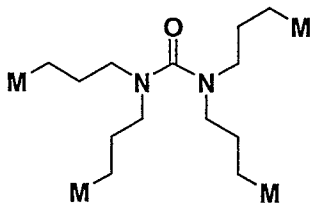
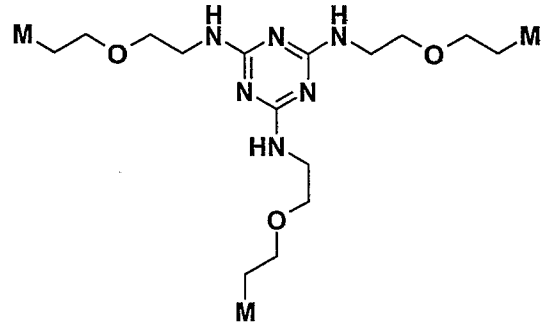
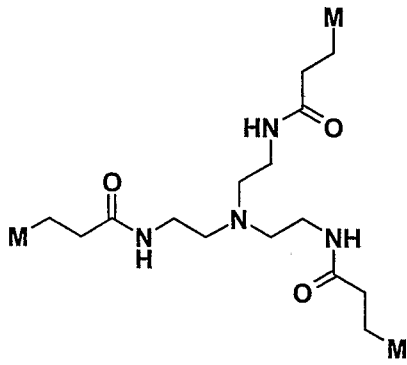
15

In one embodiment, t represents an integer 3 to 5.

Particular structures for the compounds of formula (VI) include:

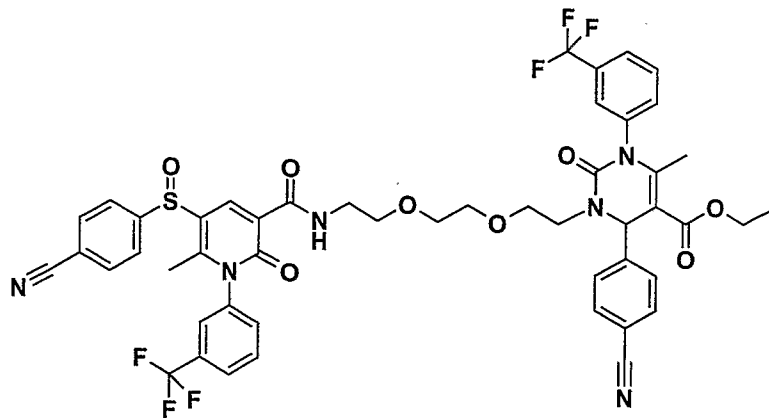
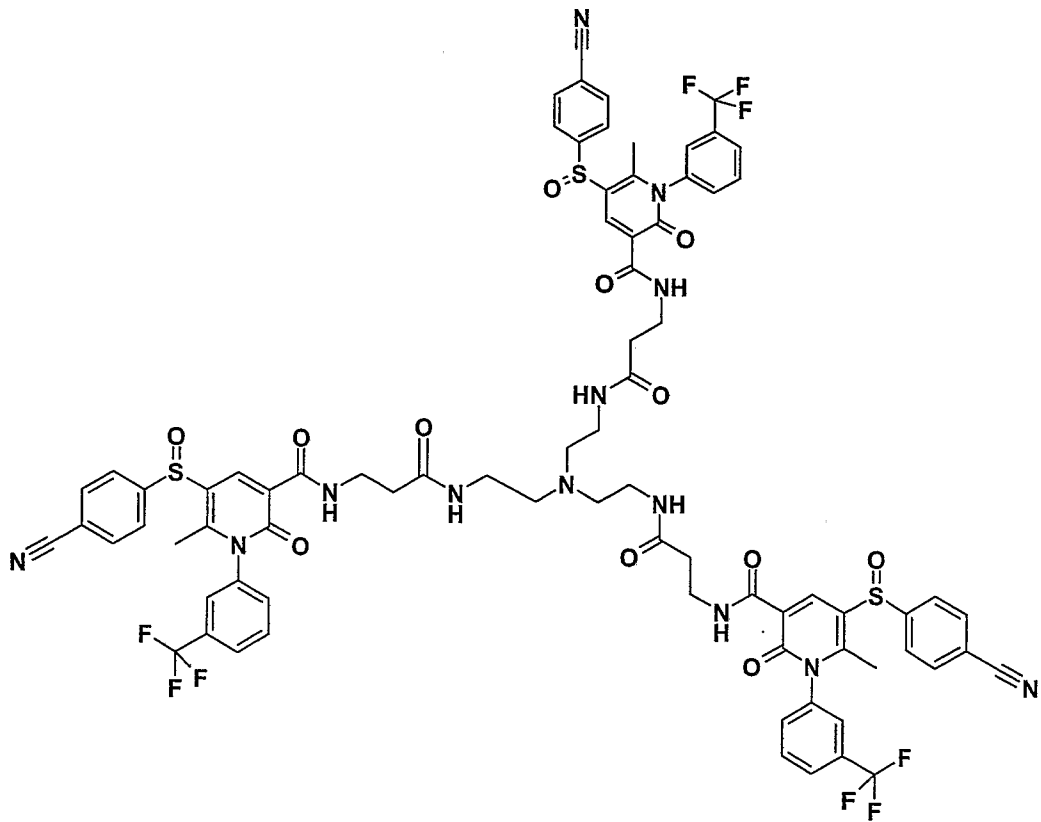
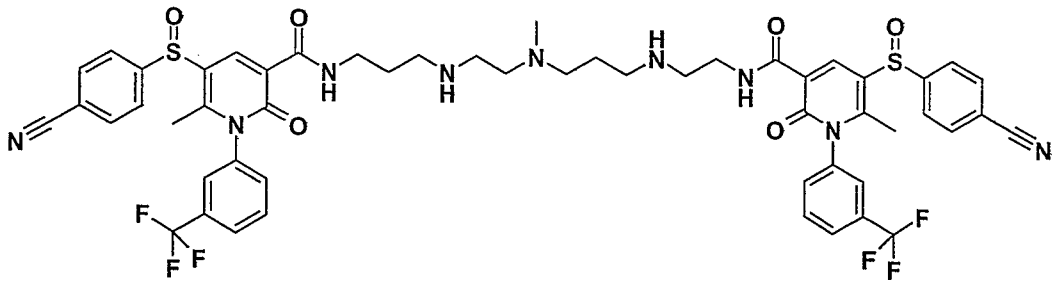
20

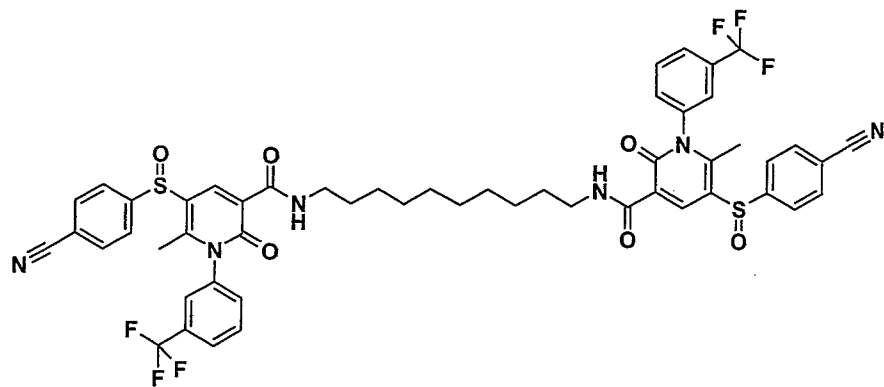
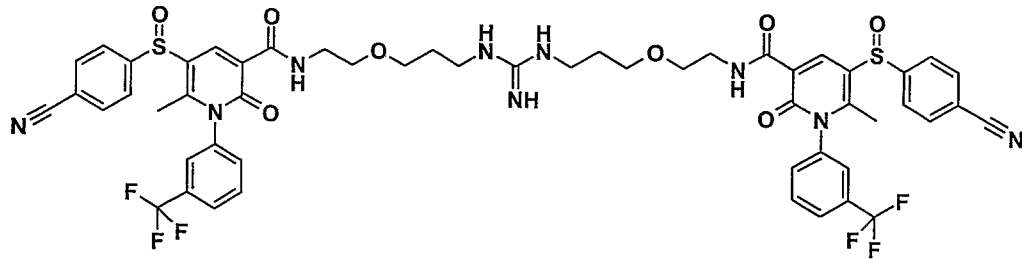
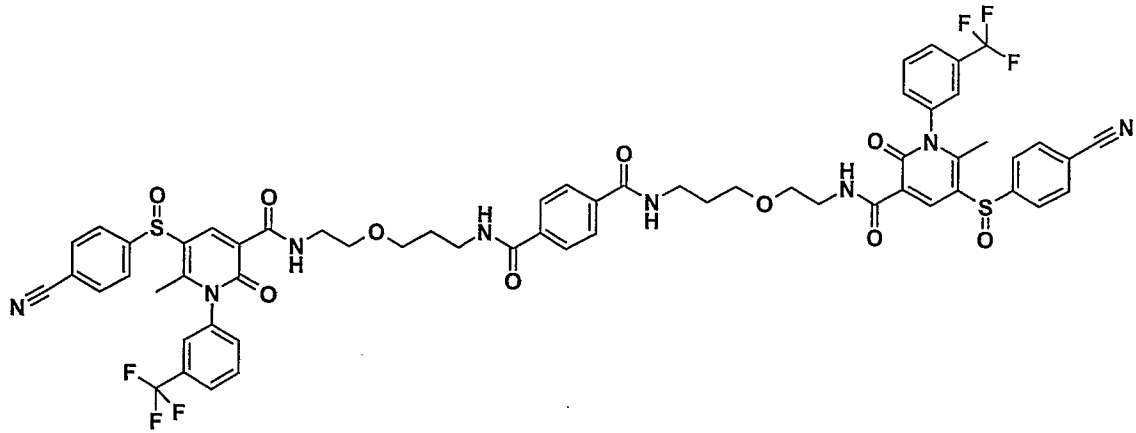
5

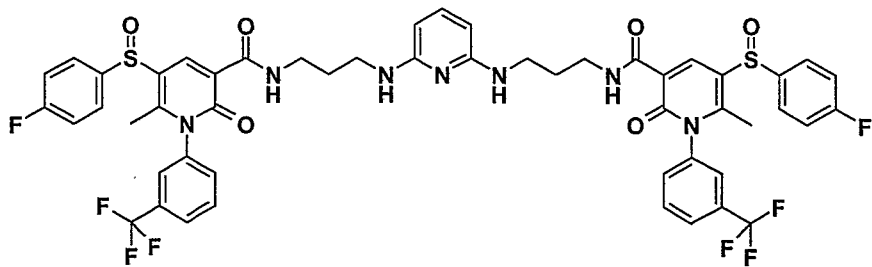
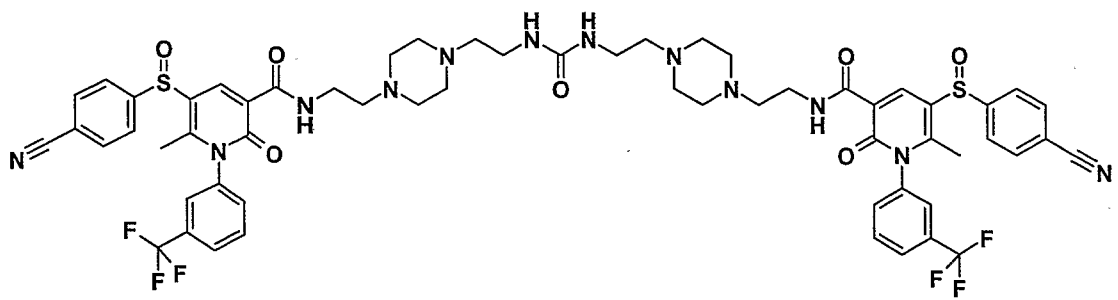
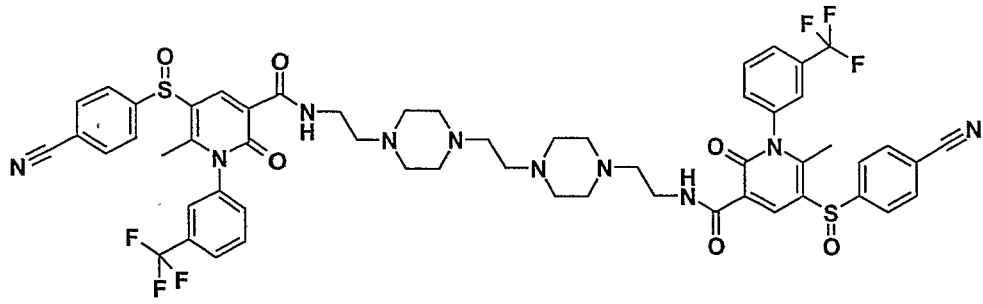


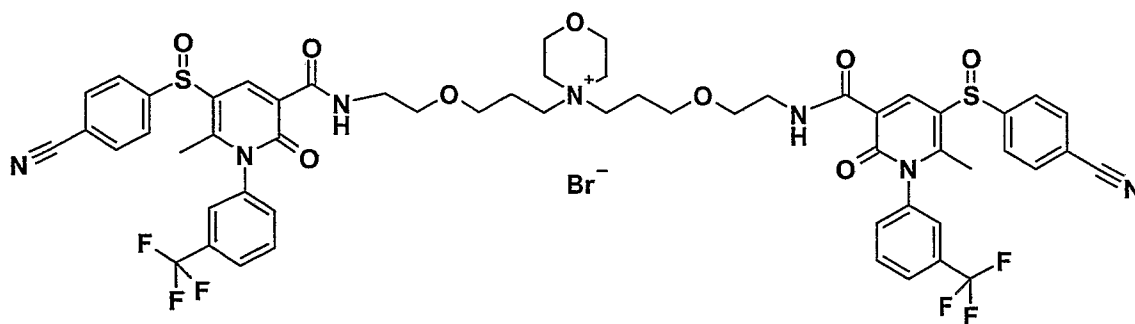
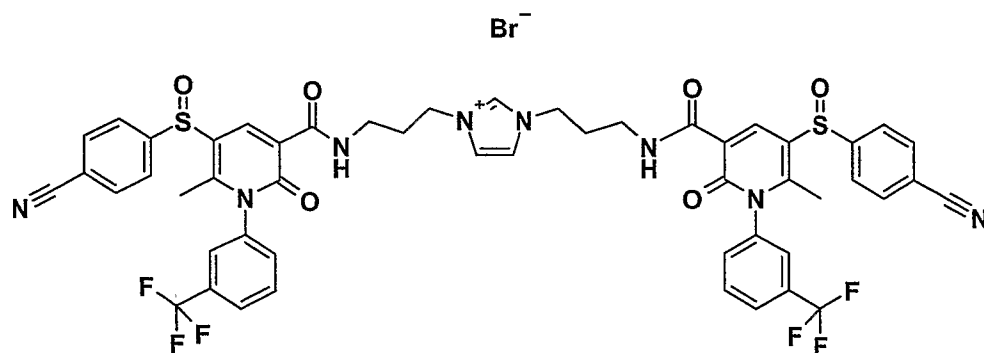
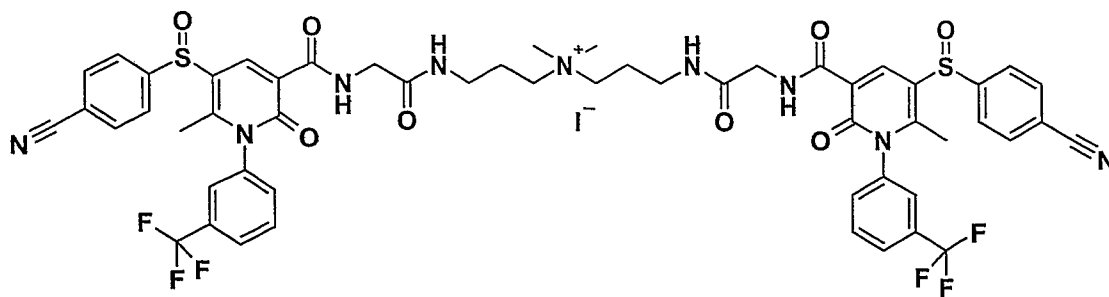
10

Examples of compounds of the invention include:









or a pharmaceutically acceptable salt of any one thereof.

The present invention further provides a process for the preparation of a compound of formula (I) or formula (VI) or a pharmaceutically acceptable salt thereof.

5

Processes for the preparation of compounds of formula (II) are disclosed in WO 2004/024700, WO 2004/024701, WO 2005/082863, WO 2005/082864 and GB 2 392 910.

Processes for the preparation of compounds of formula (IV) are disclosed in  
10 PCT/SE2006/000328.

Specific processes for the preparation of compounds of formula (I) are disclosed within the Examples section of the present specification. Such processes form an aspect of the present invention.

15

The necessary starting materials are either commercially available, are known in the literature or may be prepared using known techniques. Specific processes for the preparation of certain key starting materials are disclosed within the Examples section of the present specification and such processes form an aspect of the present invention.

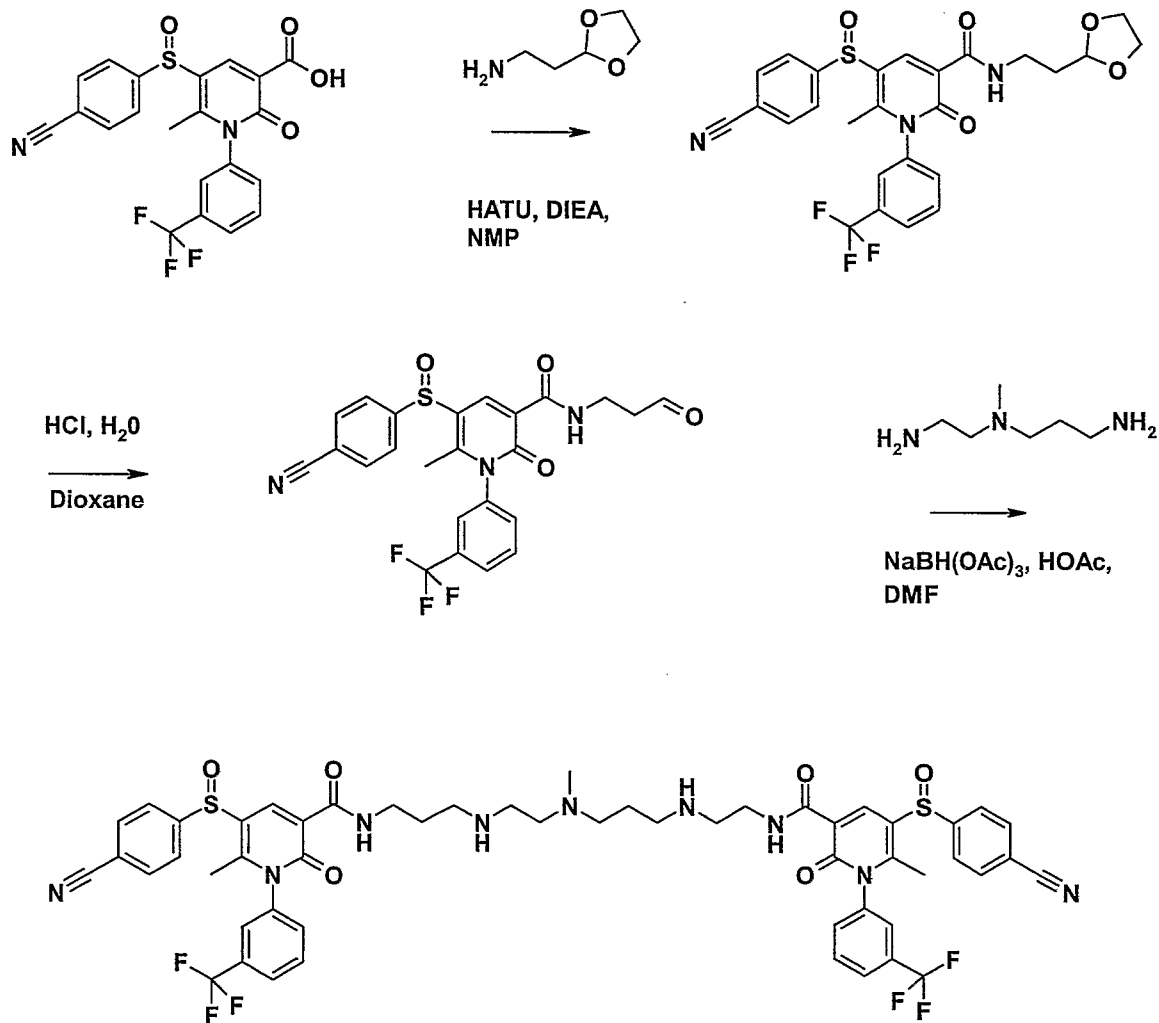
20

It will be appreciated by those skilled in the art that in the processes of the present invention certain functional groups such as hydroxyl or amino groups may need to be protected by protecting groups. Thus, the preparation of the compounds of formula (I) or (VI) may involve, at an appropriate stage, the addition and/or removal of one or more  
25 protecting groups.

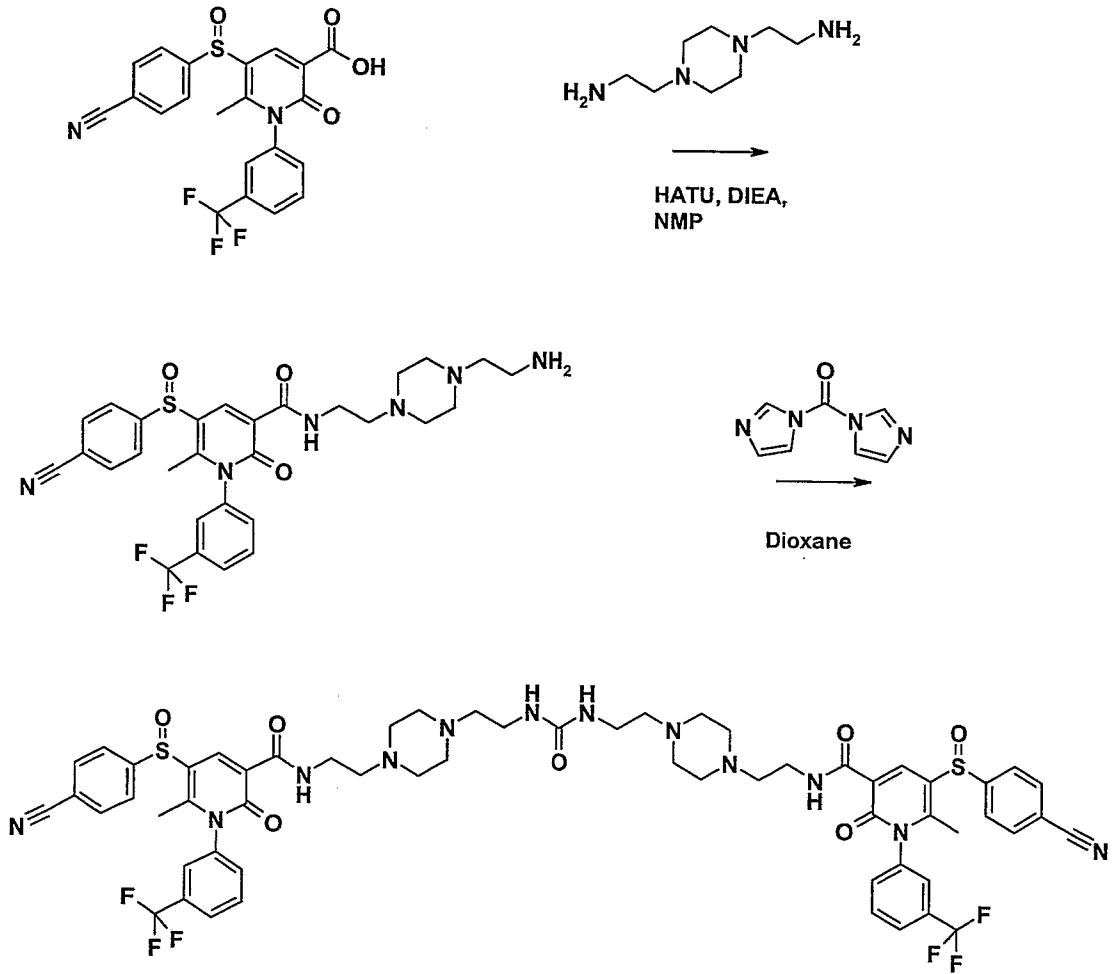
The protection and deprotection of functional groups is described in 'Protective Groups in Organic Chemistry', edited by J.W.F. McOmie, Plenum Press (1973) and 'Protective Groups in Organic Synthesis', 3<sup>rd</sup> edition, T.W. Greene and P.G.M. Wuts, Wiley-  
30 Interscience (1999).

Typical processes are illustrated in the following schemes:

5



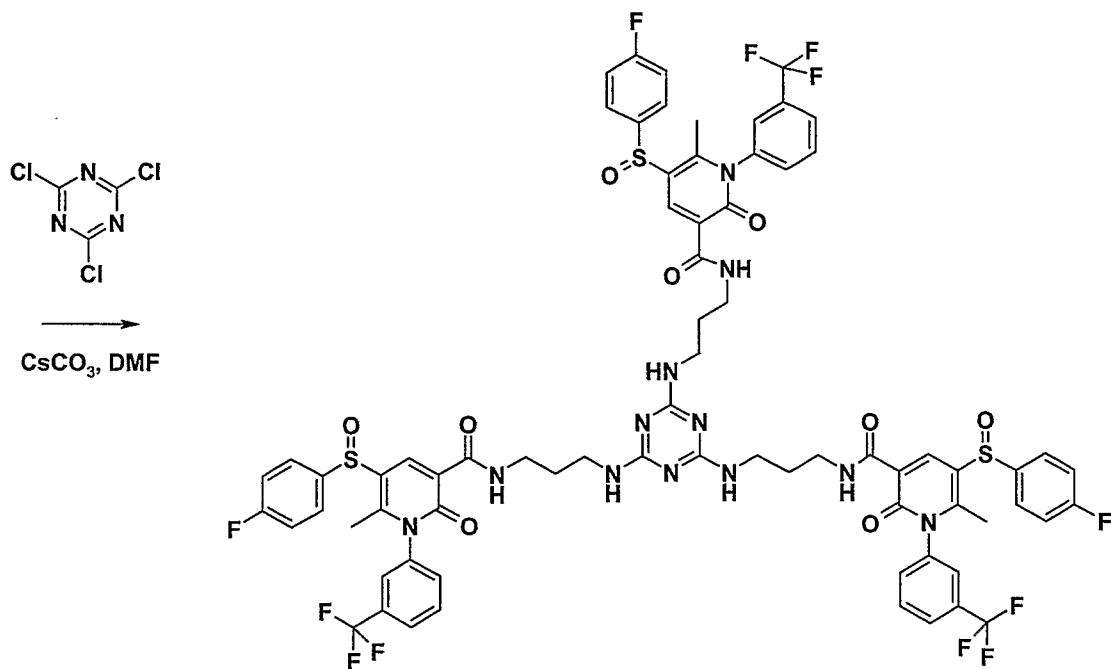
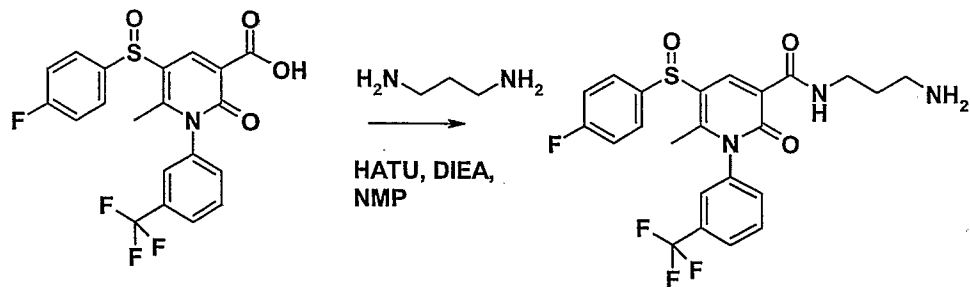
10

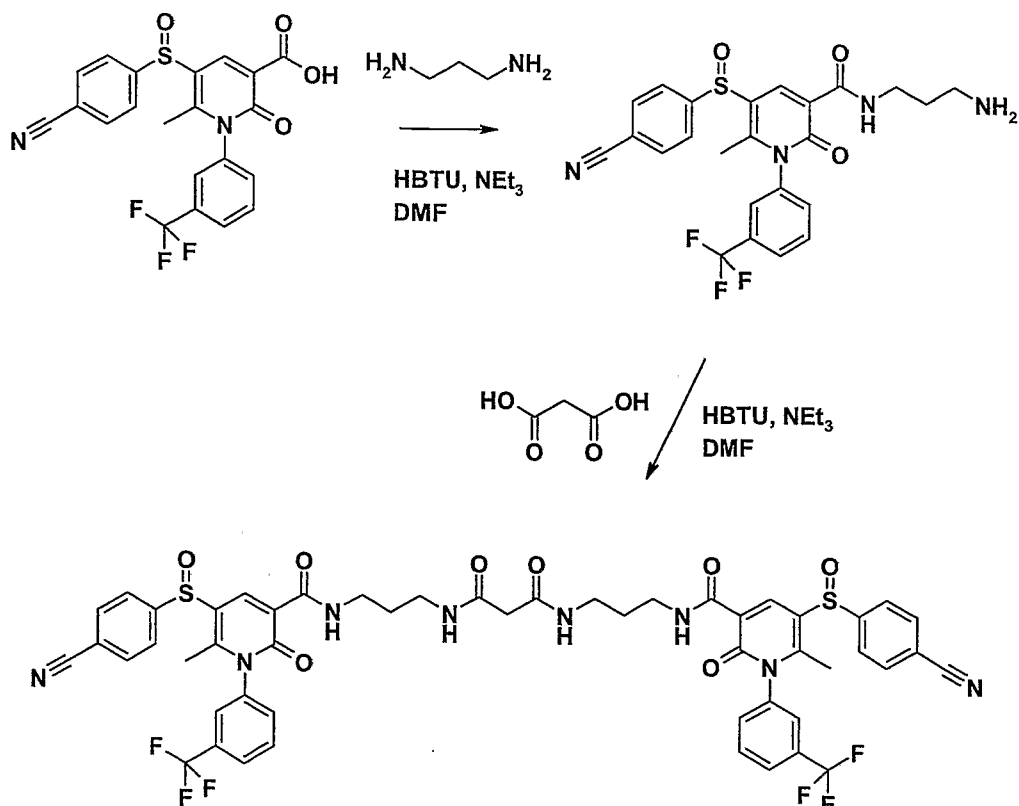


5

10

15





- 5 The compounds of formula (I) and formula (VI) may be converted to a pharmaceutically acceptable salt thereof, preferably an acid addition salt such as a hydrochloride, hydrobromide, sulphate, phosphate, acetate, fumarate, maleate, tartrate, lactate, citrate, pyruvate, succinate, oxalate, methanesulphonate or *p*-toluenesulphonate.
- 10 Compounds of formula (I) and formula (VI) are capable of existing in stereoisomeric forms. It will be understood that the invention encompasses the use of all geometric and optical isomers (including atropisomers) of the compounds of formula (I) and formula (VI) and mixtures thereof including racemates. The use of tautomers and mixtures thereof also form an aspect of the present invention. Enantiomerically pure forms are particularly
- 15 desired.

The compounds of formula (I) and formula (VI) and their pharmaceutically acceptable salts have activity as pharmaceuticals, in particular as modulators of serine proteases such as

proteinase 3 and pancreatic elastase and, especially, human neutrophil elastase, and may therefore be beneficial in the treatment or prophylaxis of inflammatory diseases and conditions.

5 Examples of such conditions include: adult respiratory distress syndrome (ARDS), cystic fibrosis, pulmonary emphysema, bronchitis, bronchiectasis, chronic obstructive pulmonary disease (COPD), systemic inflammatory response syndrome (SIRS) and ischaemic-reperfusion injury. The compounds of this invention may also be useful in the modulation of endogenous and/or exogenous biological irritants which cause and/or propagate  
10 atherosclerosis, diabetes, myocardial infarction; hepatic disorders including but not limited to cirrhosis, systemic lupus erythematosus, inflammatory disease of lymphoid origin, including but not limited to T lymphocytes, B lymphocytes, thymocytes; autoimmune diseases, bone marrow; inflammation of the joint (especially rheumatoid arthritis, osteoarthritis and gout); inflammation of the gastro-intestinal tract (especially  
15 inflammatory bowel disease, ulcerative colitis, pancreatitis, peptic ulcers and gastritis); inflammation of the skin (especially psoriasis, eczema, dermatitis); in tumour metastasis or invasion; in disease associated with uncontrolled degradation of the extracellular matrix such as osteoarthritis; in bone resorptive disease (such as osteoporosis and Paget's disease); diseases associated with aberrant angiogenesis; the enhanced collagen  
20 remodelling associated with diabetes, periodontal disease (such as gingivitis), corneal ulceration, ulceration of the skin, post-operative conditions (such as colonic anastomosis) and dermal wound healing and chronic wounds; demyelinating diseases of the central and peripheral nervous systems (such as multiple sclerosis); age related illness such as dementia, inflammatory diseases of cardiovascular origins; granulomatous diseases; renal  
25 diseases including but not limited to nephritis and polyarteritis; cancer; pulmonary hypertension, ingested poisons, skin contacts, stings, bites, sepsis; asthma; rhinitis; HIV disease progression; for minimising the effects of organ rejection in organ transplantation including but not limited to human organs; and replacement therapy of proteinase inhibitors.

30

Thus, the present invention provides a compound of formula (I) or a pharmaceutically-acceptable salt thereof as hereinbefore defined for use in therapy.

Thus, the present invention provides a compound of formula (VI) or a pharmaceutically-acceptable salt thereof as hereinbefore defined for use in therapy.

5 In a further aspect, the present invention provides the use of a compound of formula (I) or a pharmaceutically acceptable salt thereof as hereinbefore defined in the manufacture of a medicament for use in therapy.

In a further aspect, the present invention provides the use of a compound of formula (VI)  
10 or a pharmaceutically acceptable salt thereof as hereinbefore defined in the manufacture of a medicament for use in therapy.

In the context of the present specification, the term "therapy" also includes "prophylaxis" unless there are specific indications to the contrary. The terms "therapeutic" and  
15 "therapeutically" should be construed accordingly.

Prophylaxis is expected to be particularly relevant to the treatment of persons who have suffered a previous episode of, or are otherwise considered to be at increased risk of, the disease or condition in question. Persons at risk of developing a particular disease or  
20 condition generally include those having a family history of the disease or condition, or those who have been identified by genetic testing or screening to be particularly susceptible to developing the disease or condition.

In a further aspect, the present invention provides the use of a compound of formula (I) or  
25 formula (VI) or a pharmaceutically acceptable salt thereof as hereinbefore defined in the manufacture of a medicament for the treatment of human diseases or conditions in which modulation of neutrophil elastase activity is beneficial.

In a further aspect, the present invention provides the use of a compound of formula (I) or  
30 formula (VI) or a pharmaceutically acceptable salt thereof as hereinbefore defined in the manufacture of a medicament for use in treating adult respiratory distress syndrome (ARDS), cystic fibrosis, pulmonary emphysema, bronchitis, bronchiectasis, chronic

obstructive pulmonary disease (COPD), pulmonary hypertension, asthma, rhinitis, ischemia-reperfusion injury, rheumatoid arthritis, osteoarthritis, cancer, atherosclerosis or gastric mucosal injury.

5 The invention also provides a method of treating, or reducing the risk of, a disease or condition in which inhibition of neutrophil elastase activity is beneficial which comprises administering to a patient in need thereof a therapeutically effective amount of a compound of formula (I) or a pharmaceutically acceptable salt thereof as hereinbefore defined.

10 The invention still further provides a method of treating, or reducing the risk of, an inflammatory disease or condition which comprises administering to a patient in need thereof a therapeutically effective amount of a compound of formula (I) or a pharmaceutically acceptable salt thereof as hereinbefore defined.

15 The invention also provides a method of treating, or reducing the risk of, a disease or condition in which inhibition of neutrophil elastase activity is beneficial which comprises administering to a patient in need thereof a therapeutically effective amount of a compound of formula (VI) or a pharmaceutically acceptable salt thereof as hereinbefore defined.

20 The invention still further provides a method of treating, or reducing the risk of, an inflammatory disease or condition which comprises administering to a patient in need thereof a therapeutically effective amount of a compound of formula (VI) or a pharmaceutically acceptable salt thereof as hereinbefore defined.

25 In particular, the compounds of this invention may be used in the treatment of adult respiratory distress syndrome (ARDS), cystic fibrosis, pulmonary emphysema, bronchitis, bronchiectasis, chronic obstructive pulmonary disease (COPD), pulmonary hypertension, asthma, rhinitis, ischemia-reperfusion injury, rheumatoid arthritis, osteoarthritis, cancer, atherosclerosis or gastric mucosal injury.

30

For the above-mentioned therapeutic uses the dosage administered will, of course, vary with the compound employed, the mode of administration, the treatment desired and the

disorder indicated. The daily dosage of the compound of the invention may be in the range from 0.05 mg/kg to 100 mg/kg.

5 The compounds of formula (I) and pharmaceutically acceptable salts thereof may be used on their own but will generally be administered in the form of a pharmaceutical composition in which the formula (I) compound/salt (active ingredient) is in association with a pharmaceutically acceptable adjuvant, diluent or carrier. Conventional procedures for the selection and preparation of suitable pharmaceutical formulations are described in, for example, "Pharmaceuticals - The Science of Dosage Form Designs", M. E. Aulton,  
10 Churchill Livingstone, 1988.

Depending on the mode of administration, the pharmaceutical composition will preferably comprise from 0.05 to 99 %w (per cent by weight), more preferably from 0.05 to 80 %w, still more preferably from 0.10 to 70 %w, and even more preferably from 0.10 to 50 %w,  
15 of active ingredient, all percentages by weight being based on total composition.

The present invention also provides a pharmaceutical composition comprising a compound of formula (I) or a pharmaceutically acceptable salt thereof as hereinbefore defined, in association with a pharmaceutically acceptable adjuvant, diluent or carrier.  
20

The present invention also provides a pharmaceutical composition comprising a compound of formula (VI) or a pharmaceutically acceptable salt thereof as hereinbefore defined, in association with a pharmaceutically acceptable adjuvant, diluent or carrier.

25 The invention further provides a process for the preparation of a pharmaceutical composition of the invention which comprises mixing a compound of formula (I) or formula (VI) or a pharmaceutically acceptable salt thereof as hereinbefore defined with a pharmaceutically acceptable adjuvant, diluent or carrier.

30 The pharmaceutical compositions may be administered topically (e.g. to the skin or to the lung and/or airways) in the form, e.g., of creams, solutions, suspensions, heptafluoroalkane (HFA) aerosols and dry powder formulations, for example, formulations in the inhaler

device known as the Turbuhaler®; or systemically, e.g. by oral administration in the form of tablets, capsules, syrups, powders or granules; or by parenteral administration in the form of solutions or suspensions; or by subcutaneous administration; or by rectal administration in the form of suppositories; or transdermally.

5

Inhalation is a preferred method of administration. Dry powder formulations and pressurized HFA aerosols of the compounds of the invention may be administered by oral or nasal inhalation. For inhalation, the compound is desirably finely divided. The finely divided compound preferably has a mass median diameter of less than 10 µm, and may be suspended in a propellant mixture with the assistance of a dispersant, such as a C<sub>8</sub>-C<sub>20</sub> fatty acid or salt thereof, (for example, oleic acid), a bile salt, a phospholipid, an alkyl saccharide, a perfluorinated or polyethoxylated surfactant, or other pharmaceutically acceptable dispersant.

15 The compounds of the invention may also be administered by means of a dry powder inhaler. The inhaler may be a single or a multi dose inhaler, and may be a breath actuated dry powder inhaler.

One possibility is to mix the finely divided compound of the invention with a carrier substance, for example, a mono-, di- or polysaccharide, a sugar alcohol, or another polyol. Suitable carriers are sugars, for example, lactose, glucose, raffinose, melezitose, lactitol, maltitol, trehalose, sucrose, mannitol; and starch. Alternatively the finely divided compound may be coated by another substance. The powder mixture may also be dispensed into hard gelatine capsules, each containing the desired dose of the active compound.

25

Another possibility is to process the finely divided powder into spheres which break up during the inhalation procedure. This spheronized powder may be filled into the drug reservoir of a multidose inhaler, for example, that known as the Turbuhaler® in which a dosing unit meters the desired dose which is then inhaled by the patient. With this system the active ingredient, with or without a carrier substance, is delivered to the patient.

30

For oral administration the compound of the invention may be admixed with an adjuvant or a carrier, for example, lactose, saccharose, sorbitol, mannitol; a starch, for example, potato starch, corn starch or amylopectin; a cellulose derivative; a binder, for example, gelatine or polyvinylpyrrolidone; and/or a lubricant, for example, magnesium stearate, calcium stearate, polyethylene glycol, a wax, paraffin, and the like, and then compressed into tablets. If coated tablets are required, the cores, prepared as described above, may be coated with a concentrated sugar solution which may contain, for example, gum arabic, gelatine, talcum and titanium dioxide. Alternatively, the tablet may be coated with a suitable polymer dissolved in a readily volatile organic solvent.

10

For the preparation of soft gelatine capsules, the compound of the invention may be admixed with, for example, a vegetable oil or polyethylene glycol. Hard gelatine capsules may contain granules of the compound using either the above-mentioned excipients for tablets. Also liquid or semisolid formulations of the compound of the invention may be filled into hard gelatine capsules.

15

Liquid preparations for oral application may be in the form of syrups or suspensions, for example, solutions containing the compound of the invention, the balance being sugar and a mixture of ethanol, water, glycerol and propylene glycol. Optionally such liquid preparations may contain colouring agents, flavouring agents, saccharine and/or carboxymethylcellulose as a thickening agent or other excipients known to those skilled in art.

20

The compounds of the invention may also be administered in conjunction with other compounds used for the treatment of the above conditions.

25

In particular the compounds of the invention may be administered in conjunction with a second active ingredient which is selected from:

- a) a PDE4 inhibitor including an inhibitor of the isoform PDE4D;
- b) a  $\beta$ -adrenoceptor agonist such as metaproterenol, isoproterenol, isoprenaline, albuterol, salbutamol, formoterol, salmeterol, terbutaline, orciprenaline, bitolterol mesylate, pirbuterol or indacaterol;

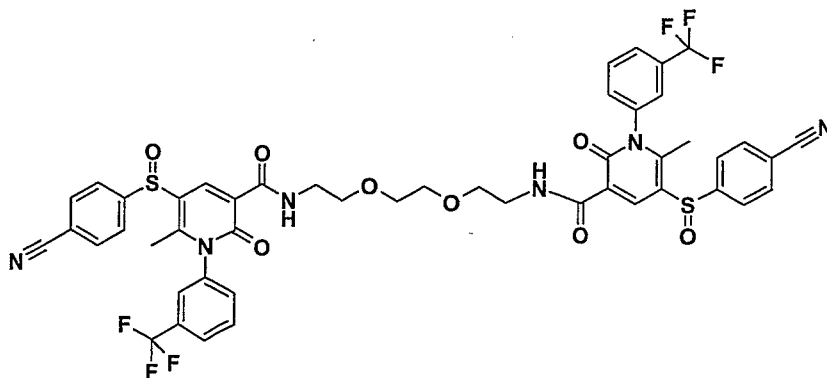
30

- c) a muscarinic receptor antagonist (for example a M1, M2 or M3 antagonist, such as a selective M3 antagonist) such as ipratropium bromide, tiotropium bromide, oxitropium bromide, pirenzepine or telenzepine;
- d) a modulator of chemokine receptor function (such as a CCR1 or CCR8 receptor antagonist);
- 5 e) an inhibitor of p38 kinase function;
- f) an IKK2 antagonist;
- g) a glucocorticoid receptor ligand;
- h) a glucocorticoid;
- 10 i) a statin;
- j) a MMP inhibitor (such as a MMP12 or MMP9 inhibitor);
- k) an epidermal growth factor inhibitor; and
- l) a histamine type 1 receptor antagonist.

15 The present invention will now be further explained by reference to the following illustrative examples.

### Example 1

20 N,N'-[Ethane-1,2-diylbis(oxyethane-2,1-diyl)] bis {5-[(4-cyanophenyl)sulfinyl]-6-methyl-2-oxo-1-[3-(trifluoromethyl)phenyl]-1,2 dihydropyridine-3-carboxamide}

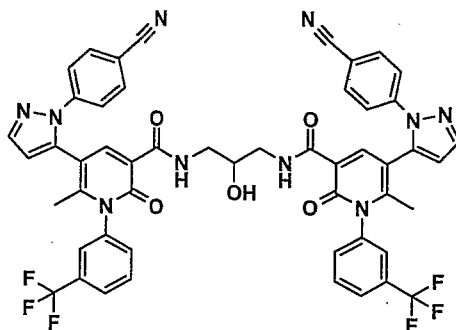


To a mixture of 5-[(4-cyanophenyl)sulfinyl]-6-methyl-2-oxo-1-[3-(trifluoromethyl)phenyl]-1,2-dihydropyridine-3-carboxylic acid (Intermediate 1, 38.3 mg, 0.086 mmol), HBTU (37 mg, 0.098 mmol) and triethylamine (100  $\mu$ l, 0.72 mmol) in dry DMF (0.5 ml) was added 2.2 – (ethylenedioxy)diethylamine (5.8  $\mu$ l, 0.039 mmol) after 5 minutes stirring at room temperature. The reaction was completed after 1 h according to LC-MS. The reaction mixture was diluted with acetonitrile /water and purified by preparative HPLC to give the title compound as a white powder (19 mg, 49%).

$^1\text{H}$  NMR (500 MHz, DMSO- $d_6$ )  $\delta$  9.13 (bt,  $J = 5.17$  Hz, 2H), 8.27 (d,  $J = 2.87$  Hz, 2H), 8.09 - 8.06 (m, 4H), 8.04 - 8.02 (m, 1H), 7.97 (bs, 1H), 7.91 (bd,  $J = 7.73$  Hz, 1H), 7.89 - 7.87 (m, 5H), 7.85 - 7.81 (m, 3H), 7.77 (bd,  $J = 7.96$  Hz, 1H), 3.40 (s, 4H), 3.39 - 3.34 (m, 4H), 3.30 - 3.24 (m, 4H), 2.34 (s, 6H).

APCI-MS  $m/z$ : 1005.6 ( $\text{MH}^+$ ).

### Example 2



15

N,N'-(2-Hydroxypropane-1,3-diyl)bis(5-(1-(4-cyanophenyl)-1H-pyrazol-5-yl)-6-methyl-2-oxo-1-(3-(trifluoromethyl)phenyl)-1,2-dihydropyridine-3-carboxamide)

5-(1-(4-Cyanophenyl)-1H-pyrazol-5-yl)-6-methyl-2-oxo-1-(3-(trifluoromethyl)phenyl)-1,2-dihydropyridine-3-carboxylic acid (36 mg, 0.08 mmol), HBTU (38.2 mg, 0.10 mmol) and DIEA (0.093 mL, 0.23 mmol) were dissolved in NMP (15 mL) and stirred for 30 minutes at room temperature before 1,3-diamino-2-propanol (6.99 mg, 0.08 mmol) was added. The final reaction mixture was stirred overnight at room temperature. The reaction mixture was partitioned between EtOAc and water. The organic layer was washed with

25

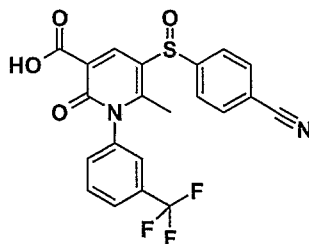
water, dried and evaporated. Purification on preparative HPLC and freeze drying gave 17 mg (22% yield) of the title compound.

$^1\text{H}$  NMR (300 MHz,  $\text{CD}_3\text{CN}$ )  $\delta$  9.59 (bt, 2H), 8.25 (s, 2H), 7.87 – 7.73 (m, 10H), 7.63 – 7.49 (m, 8H), 6.60 (d, 2H), 3.95 (d, 1H), 3.83 – 3.72 (m, 1H), 3.49 – 3.23 (dm, 4H), 1.68 (s, 6H).

APCI-MS  $m/z$ : 984.1 ( $\text{MH}^+$ ).

### Intermediate 1

5-[(4-Cyanophenyl)sulfinyl]-6-methyl-2-oxo-1-[3-(trifluoromethyl)phenyl]-1,2-dihydropyridine-3-carboxylic acid



a) Ethyl 5-[(4-cyanophenyl)sulfinyl]-6-methyl-2-oxo-1-[3-(trifluoromethyl)phenyl]-1,2-dihydropyridine-3-carboxylate

4-Mercaptobenzonitrile (200 mg, 1.5 mmol) and ethyl 5-iodo-6-methyl-2-oxo-1-[3-(trifluoromethyl)phenyl]-1,2-dihydropyridine-3-carboxylate (prepared as described in WO 2005/026123; 225 mg, 0.5 mmol) were mixed in DMF (8 ml). Bis(*tri-t*-butylphosphine)palladium (0.1 eq.) was added and the mixture degassed by bubbling argon through the solution (3 min), whereupon the mixture was heated in a microwave oven to 150 °C for 30 min. The reaction mixture was partitioned between EtOAc and brine. The organic phase was evaporated and the residue was re-dissolved in EtOAc and filtered through a short column of silica. Evaporation of the solvent, purification by HPLC, and freeze-drying afforded the sulfide as an amorphous solid. The sulfide was dissolved in acetic acid (10 ml), hydrogen peroxide (2 ml of a 35% aqueous solution) was added and

the resulting mixture was heated at 50 °C for 40 min. to obtain the title sulfoxide, which was purified by HPLC (8 mg).

$^1\text{H}$  NMR (399.99 MHz, DMSO- $d_6$ )  $\delta$  8.13 - 7.68 (m, 9H), 4.18 (q,  $J$  = 7.2 Hz, 2H), 2.29 (s, 3H), 1.19 (t,  $J$  = 7.1 Hz, 3H).

5 APCI-MS  $m/z$ : 475.0 ( $\text{MH}^+$ ).

b) 5-[(4-Cyanophenyl)sulfinyl]-6-methyl-2-oxo-1-[3-(trifluoromethyl)phenyl]-1,2-dihydropyridine-3-carboxylic acid

To ethyl 5-[(4-cyanophenyl)sulfinyl]-6-methyl-2-oxo-1-[3-(trifluoromethyl)phenyl]-1,2-dihydropyridine-3-carboxylate (80 mg, 0.17mmol) in dioxane (5 ml),  $\text{H}_2\text{SO}_4$  (1 ml) and water (0.5 ml) were added. The mixture was heated to 80 °C for 2 hours and then purged on ice water. After extraction with ethyl acetate (3 x 10 ml), the organic phase was dried ( $\text{MgSO}_4$ ) and evaporated. The residue was dissolved in acetic acid and freeze dried affording the title compound (70 mg, 93 %).

15  $^1\text{H}$  NMR (399.99 MHz, DMSO- $d_6$ )  $\delta$  13.25 (bs, 1H), 8.24 (d,  $J$  = 3.41 Hz, 1H), 8.11 (dd,  $J$  = 8.41 1.57 Hz, 2H), 8.01 (bd,  $J$  = 5.37 Hz, 1H), 7.96 (bd,  $J$  = 7.89 Hz, 1H), 7.93 (d,  $J$  = 8.35 Hz, 2H), 7.90 - 7.80 (m, 2H), 2.35 (s, 3H).

APCI-MS  $m/z$ : 447.2 ( $\text{MH}^+$ ).

20

## Intermediate 2

a) Ethyl 5-iodo-6-methyl-2-oxo-1-(3-trifluoromethylphenyl)-1,2-dihydro-pyridine-3-carboxylate

5-Iodo-6-methyl-2-oxo-1-(3-trifluoromethylphenyl)-1,2-dihydropyridine-3-carboxylic acid (191 mg, 0.45 mmol) was dissolved in dichloromethane (2 ml) and thionyl chloride (5 ml, 68 mmol) was added. The solution was stirred at room temperature for one hour. The solvents were evaporated off and the residue was dissolved in dichloromethane (3 ml) and EtOH (99%) (15 ml) was added. The solution was stirred at room temperature for two hours. The solvents were evaporated to give crude product (200 mg, 98% yield), which was used in the next step without further purification.

30

$^1\text{H}$  NMR (400 MHz, aceton- $\text{d}_6$ )  $\delta$  8.35 (s, 1H), 7.87 - 7.80 (m, 3H), 7.71 - 7.67 (m, 1H), 4.25 (q, 2H), 2.27 (s, 3H), 1.29 (t, 3H).

APCI-MS  $m/z$ : 451.9 ( $\text{MH}^+$ ).

5 b) Ethyl 5-(3,3-diethoxy-prop-1-ynyl)-6-methyl-2-oxo-1-(3-trifluoromethylphenyl)-1,2-dihydro-pyridine-3-carboxylate

Ethyl 5-iodo-6-methyl-2-oxo-1-(3-trifluoromethyl-phenyl)-1,2-dihydropyridine-3-carboxylate (200 mg, 0.44 mmol), propargylaldehyde diethyl acetal (100  $\mu\text{l}$ , 0.69 mmol), bis(triphenylphosphine)-palladium(II)chloride (9.8 mg, 0.014 mmol), copper(I)iodide (5.8 mg, 0.03 mmol) and triethylamine (1.5 ml) were mixed in THF (2 ml). The mixture was degassed with argon and then heated in a 150W microwave at 90  $^\circ\text{C}$  for 10 minutes. The solution was filtered through a plug of silica with EtOAc as eluent. Purification on preparative HPLC and freeze drying gave 142 mg (70% yield) of the title compound.

10  $^1\text{H}$  NMR (300 MHz, aceton- $\text{d}_6$ )  $\delta$  9.09 (bs, 1H), 8.41 (s, 1H), 7.96 - 7.85 (m, 3H), 7.80 - 7.75 (m, 1H), 5.52 (s, 1H), 3.82 - 3.57 (m, 4H), 2.87 (d, 3H), 2.26 (s, 3H), 1.20 (t, 6H).

15 APCI-MS  $m/z$ : 452.0 ( $\text{MH}^+$ ).

c) Ethyl 5-[2-(4-cyanophenyl)-2H-pyrazole-3-yl]-6-methyl-2-oxo-1-(3-trifluoromethylphenyl)-1,2-dihydropyridine-3-carboxylate

20 Ethyl 5-(3,3-diethoxy-prop-1-ynyl)-6-methyl-2-oxo-1-(3-trifluoromethylphenyl)-1,2-dihydropyridine-3-carboxylate (957 mg, 2.12 mmol) and 4-cyanophenylhydrazine hydrochloride (565 mg, 3.33 mmol) were dissolved in EtOH (99%) (3 mL). The mixture was heated in a 150W microwave at 120  $^\circ\text{C}$  for 30 minutes. Purification on preparative HPLC and freeze drying gave 920 mg (88% yield) of the title compound.

25  $^1\text{H}$  NMR (400 MHz, DMSO- $\text{d}_6$ )  $\delta$  7.98 - 7.77 (m, 7H), 7.69 - 7.63 (m, 3H), 6.71 (d, 1H), 4.14 (q, 2H), 1.69 (s, 3H), 1.17 (t, 3H).

APCI-MS  $m/z$ : 493.0 ( $\text{MH}^+$ ).

30 d) 5-[2-(4-Cyanophenyl)-2H-pyrazol-3-yl]-6-methyl-2-oxo-1-(3-trifluoromethyl-phenyl)-1,2-dihydropyridine-3-carboxylic acid

Ethyl 5-[2-(4-cyanophenyl)-2H-pyrazol-3-yl]-6-methyl-2-oxo-1-(3-trifluoromethyl-phenyl)-1,2-dihydropyridine-3-carboxylate (118 mg, 0.24 mmol) was dissolved in THF (3 ml). LiOH (2M, aq) (3 ml) was added and the mixture was stirred overnight at room temperature. The THF was evaporated off, and EtOAc and water were added to the water containing residue. The mixture was acidified to pH3 with 1M aqueous hydrochloric acid. The phases were separated and the organic layer was washed with water, dried (MgSO<sub>4</sub>), filtered and evaporated. Purification on preparative HPLC and freeze drying gave 56 mg (50% yield) of the desired product.

<sup>1</sup>H NMR (400 MHz, CD<sub>3</sub>CN) δ 8.30 (s, 1H), 7.93 – 7.77 (m, 5H), 7.68 – 7.56 (m, 4H), 6.65 (d, 1H), 1.79 (s, 3H).

APCI-MS <sup>m/z</sup>: 464.9 (MH<sup>+</sup>).

#### **Human Neutrophil Elastase Quenched-FRET Assay**

The assay uses Human Neutrophil Elastase (HNE) purified from serum (Calbiochem art. 324681; Ref. Baugh, R.J. et al., 1976, Biochemistry. 15, 836-841). HNE was stored in 50 mM sodium acetate (NaOAc), 200 mM sodium chloride (NaCl), pH 5.5 with added 30% glycerol at -20 °C. The protease substrate used was Elastase Substrate V Fluorogenic, MeOSuc-AAPV-AMC (Calbiochem art. 324740; Ref. Castillo, M.J. et al., 1979, Anal. Biochem. 99, 53-64). The substrate was stored in dimethyl sulphoxide (DMSO) at -20 °C. The assay additions were as follows: Test compounds and controls were added to black 96-well flat-bottom plates (Greiner 655076), 1 µL in 100% DMSO, followed by 30 µL HNE in assay buffer with 0.01% Triton (trade mark) X-100 detergent. The assay buffer constitution was: 100 mM Tris(hydroxymethyl)aminomethane (TRIS) (pH 7.5) and 500 mM NaCl. The enzyme and the compounds were incubated at room temperature for 15 minutes. Then 30 µl substrate in assay buffer was added. The assay was incubated for 30 minutes at room temperature. The concentrations of HNE enzyme and substrate during the incubation were 1.7 nM and 100 µM, respectively. The assay was then stopped by adding 60 µl stop solution (140 mM acetic acid, 200 mM sodium monochloroacetate, 60 mM sodium acetate, pH 4.3). Fluorescence was measured on a Wallac 1420 Victor 2

instrument at settings: Excitation 380 nm, Emission 460 nm. IC<sub>50</sub> values were determined using Xlfit curve fitting using model 205.

When tested using the above assay the compounds of the Examples were shown to have desirable HNE inhibitory activity (Table).

5

Table

Compound	Inhibition of HNE IC <sub>50</sub> (nM)
Example 1	0.61
Example 2	0.26

#### 10 **Human Neutrophil Elastase Induced Lung Haemorrhage in the Rat**

Instillation of human neutrophil elastase (HNE) into rat lungs causes acute lung injury (ALI). Measuring lung haemorrhage can assess the extent of this injury. Female Wistar rats (180-220 g) were obtained from Taconic M&B, Denmark, barrier bred and certified free from specified microorganisms. Animals were weighed and randomly assigned to

15 treatment groups (5-15 animals per group). Animals in each study used to determine the efficacy of the elastase inhibitors delivered locally to the lung by a variety of routes. Rats were anaesthetised with inhaled Isoflurane (2-5%) when the dose was given from 30 minutes to 1hr prior to HNE administration. The animals were then either dosed

20 intratracheally (i.t.) using a modified, angled metal cannula or intranasally (i.n.) by dropping the fluid on the nares. Animals either received vehicle or compound at a dose volume of 1.0 ml/kg (i.t.) or 0.25 ml/kg (i.n.). The vehicle used for the inhibitors was a Polysorbate 80 vehicle. Animals were then anaesthetised with inhaled Isoflurane (2-5%) and the i.t. instillation of HNE (250 units/ml) or sterile saline was administered by a

25 modified, angled metal cannula at a volume of 200 µl/ animal. The animals were then kept in their regular cage, moving about freely until termination. Animals were sacrificed (1-2ml sodium pentobarbitone 60mg/ml, i.p) 4 hour post HNE challenge. The trachea was exposed and a small incision made between two cartilage rings, just below larynx allowing a catheter to be inserted approximately 1 cm into the trachea towards the lung and secured

with a suture. The catheter was assembled with a syringe connector and bronchoalveolar lavage tube to a reservoir (15cm H<sub>2</sub>O). The lungs were then lavaged twice with fresh phosphate buffered saline (PBS). The lavage fluid was kept on ice until it was centrifuged. The bronchoalveolar lavage fluid (BAL) was centrifuged at 1200 r.p.m. at 4°C for 15  
5 minutes. The supernatant was collected and the cell pellet was lysated with 3 ml distilled water. A standard curve was made from stock solution of lysated blood cells (2000 µg/ml). 150 µl of standards and BAL samples in duplicate were transferred into a 96-well plate and OD was measured at 412 nm using a Spectramax 340PC. The amount of haemoglobin in each BAL sample was calculated by comparison to the standard curve (31, 62, 125, 250,  
10 500, 100µg/ml). The mean OD for duplicates was calculated and expressed as mean haemoglobin ± standard error of the mean (SEM). The compounds were shown to have desirable HNE inhibitory activity.

#### **Lipopolysaccharide (LPS)-Induced Acute Lung Inflammation in the Rat**

15 Female Wistar rats (180-220 g) were obtained from Taconic M&B, Denmark, barrier bred and certified free from specified microorganisms. Animals were weighed and randomly assigned to treatment groups (5-15 animals per group). Animals in each study used to determine the efficacy of the elastase inhibitors delivered locally to the lung by a variety of routes. Rats were anaesthetised with inhaled Isoflurane (2-5%) when the dose was given  
20 from 60 minutes to LPS administration. The animals were either dosed intratracheally (i.t.) using a modified, angled metal cannula or intranasally (i.n.) by dropping the fluid on the nares. Animals either received vehicle or compound at a dose volume of 1.0 ml/kg (i.t.) or 0.25 ml/kg (i.n.). The vehicle used for the inhibitors was a Polysorbate 80 vehicle. Animals were anaesthetised with inhaled Isoflurane (2-5%) and the i.t. instillation of LPS (10 µg/ml  
25 / rat, E.coli 026:B6, Sigma-Aldrich) or sterile saline was administered by a modified, angled metal cannula at a volume of 200 µl / animal. The animals were then kept in their regular cage, moving about freely until termination. Animals were sacrificed (1-2ml sodium pentobarbitone 60mg/ml, i.p.) 4 hour post LPS challenge. The trachea was exposed and a small incision made between two cartilage rings, just below larynx allowing a  
30 catheter to be inserted approximately 1 cm into the trachea towards the lung and secured with a suture. The catheter was assembled with a syringe connector and lavage tube to a reservoir at 15cmH<sub>2</sub>O. The lungs were then lavaged two times with fresh phosphate

buffered saline (PBS). The lavage fluid was kept on ice until it was centrifuged. The bronchoalveolar lavage fluid (BAL) was centrifuged at 1200 r.p.m. at 4°C for 15 minutes. The BAL supernatant were collected and rat neutrophil elastase activity was measured using fluorogenic neutrophil elastase substrate. The compounds were shown to

5 inhibit rat neutrophil elastase activity in BAL.

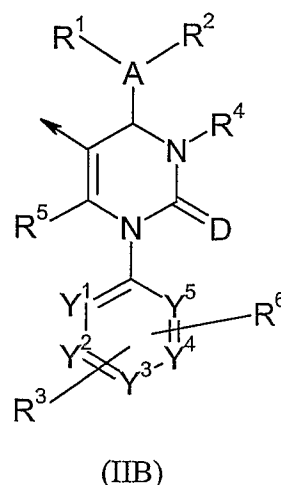
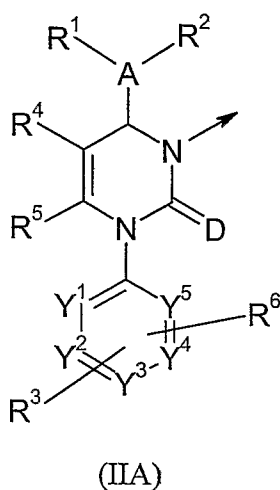
## CLAIMS

1. A compound of formula (I)



wherein:

either M represents a group  $M^1$  of formula (IIA) or (IIB):



wherein:

15 A is aryl or heteroaryl;

D is oxygen or sulphur;

$R^1$ ,  $R^2$  and  $R^3$  are each independently hydrogen, halogen, nitro, cyano, alkyl, hydroxy or alkoxy; wherein said alkyl and alkoxy may be further substituted with one to three identical or different radicals selected from the group consisting of halogen, hydroxy and alkoxy;

20

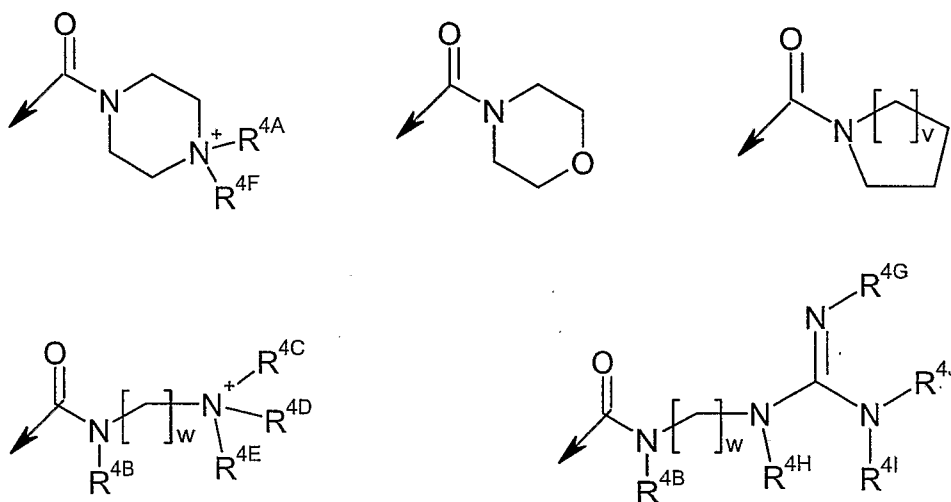
$R^4$  is hydrogen, alkyl, trifluoromethylcarbonyl, alkylcarbonyl, alkoxy carbonyl, alkenoxy carbonyl, hydroxycarbonyl, aminocarbonyl, arylcarbonyl, heteroarylcarbonyl, heterocycloalkylcarbonyl, heteroaryl, heterocycloalkyl or cyano; wherein said alkylcarbonyl, alkoxy carbonyl and aminocarbonyl may be

further substituted with one to three identical or different radicals selected from the group consisting of cycloalkyl, hydroxy, alkoxy, alkoxy carbonyl, hydroxycarbonyl, aminocarbonyl, cyano, amino, heteroaryl, heterocycloalkyl and tri-(alkyl)-silyl; and wherein said heteroarylcarbonyl, heterocycloalkylcarbonyl, heteroaryl and

5 heterocycloalkyl may be further substituted with alkyl;

or

$R^4$  represents a group of Formula (III):



10 wherein

$R^{4A}$ ,  $R^{4B}$ ,  $R^{4G}$ ,  $R^{4H}$ ,  $R^{4I}$  and  $R^{4J}$  are each independently hydrogen or alkyl; or  $R^{4H}$  and  $R^{4I}$  may be joined together with the nitrogen atoms to which they are attached to form a ring;

$R^{4F}$  is a lone pair or  $R^{4F}$  is alkyl and the nitrogen atom to which it is attached is

15 quaternary and carries a positive charge;

$R^{4C}$ ,  $R^{4D}$  and  $R^{4E}$  are alkyl, or any two of  $R^{4C}$ ,  $R^{4D}$  and  $R^{4E}$  may be joined together with the nitrogen atom to which they are attached to form a ring, optionally containing

a further heteroatom selected from oxygen or nitrogen;

$v$  is an integer 1 to 3;

20  $w$  is an integer 1 to 6;

$R^5$  is alkyl, which may be optionally substituted with one to three identical or different radicals selected from the group consisting of halogen, hydroxy, alkoxy, alkenoxy, alkylthio, amino, hydroxycarbonyl, alkoxy carbonyl and the radical -O-(alkyl)-O-(alkyl);

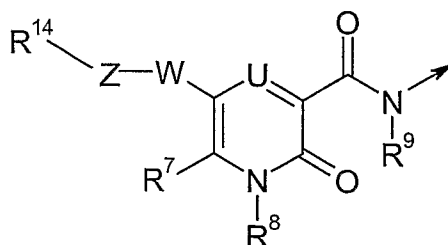
5 or  $R^5$  is amino;

$R^6$  is halogen, nitro, cyano, alkyl, hydroxy or alkoxy; wherein said alkyl and alkoxy may be further substituted with one to three identical or different radicals selected from the group consisting of halogen, hydroxy and alkoxy;

$Y^1$ ,  $Y^2$ ,  $Y^3$ ,  $Y^4$  and  $Y^5$  are each independently C or N, with the proviso that the ring in  
10 which they are comprised contains no more than two N atoms; and

→ indicates the preferred point of attachment of  $M^1$  to the group L;

or M represents a group  $M^2$  of formula (IV):



(IV)

15 wherein

$R^7$  represents hydrogen or alkyl;

U represents N or  $CR^{10}$ ;

Either W represents  $S(O)_m$  wherein m represents an integer 0, 1 or 2; and

20 Z represents a single bond,  $-CH_2-$  or  $-NR^{37}-$ ; and

$R^{14}$  represents a hydrogen atom or OH or a group selected from alkyl and a saturated or unsaturated 3- to 10-membered ring system optionally comprising at least one ring heteroatom selected from nitrogen, oxygen and sulphur; each group being optionally

substituted with at least one substituent selected from phenyl, alkoxycarbonyl, halogen, alkyl, alkoxy, CN, OH, NO<sub>2</sub>, alkyl substituted by one or more F atoms, alkoxy substituted by one or more F atoms, NR<sup>12, 13</sup>, C≡CR<sup>30</sup>, CONR<sup>31, 32</sup>, CHO, alkylcarbonyl, S(O)<sub>p</sub>R<sup>33</sup> and OSO<sub>2</sub>R<sup>34</sup>;

5

Or W represents a 5-membered heterocyclic ring comprising at least one ring heteroatom selected from nitrogen, oxygen and sulphur, wherein at least one of the ring carbon atoms may be optionally replaced by a carbonyl group; and wherein the heterocyclic ring is optionally substituted by at least one substituent selected from  
 10 halogen, C<sub>1</sub>-C<sub>4</sub> alkyl, C<sub>1</sub>-C<sub>4</sub> alkoxy, CN, OH, NO<sub>2</sub>, C<sub>1</sub>-C<sub>3</sub> alkyl substituted by one or more F atoms, C<sub>1</sub>-C<sub>3</sub> alkoxy substituted by one or more F atoms, NR<sup>40, 41</sup>, C≡CR<sup>45</sup>, CONR<sup>46, 47</sup>, CHO, C<sub>2</sub>-C<sub>4</sub> alkanoyl, S(O)<sub>s</sub>R<sup>48</sup> and OSO<sub>2</sub>R<sup>49</sup>; and

Z represents a single bond; and

15

R<sup>14</sup> represents phenyl or a 6-membered heteroaromatic ring comprising 1 to 3 ring nitrogen atoms; said ring being optionally substituted with at least one substituent selected from halogen, C<sub>1</sub>-C<sub>4</sub> alkyl, C<sub>1</sub>-C<sub>4</sub> alkoxy, CN, OH, NO<sub>2</sub>, C<sub>1</sub>-C<sub>3</sub> alkyl substituted by one or more F atoms, C<sub>1</sub>-C<sub>3</sub> alkoxy substituted by one or more F atoms,  
 20 NR<sup>12, 13</sup>, C≡CR<sup>30</sup>, CONR<sup>31, 32</sup>, CHO, C<sub>2</sub>-C<sub>4</sub> alkanoyl, S(O)<sub>p</sub>R<sup>33</sup> and OSO<sub>2</sub>R<sup>34</sup>;

R<sup>12</sup>, R<sup>13</sup>, R<sup>40</sup> and R<sup>41</sup> independently represent H, alkyl, formyl or alkylcarbonyl; or the group -NR<sup>12, 13</sup> or -NR<sup>40, 41</sup> together represents a 5 to 7 membered azacyclic ring optionally incorporating one further heteroatom selected from O, S and NR<sup>38</sup>;

25

R<sup>30</sup> and R<sup>45</sup> independently represent H, alkyl, Si(CH<sub>3</sub>)<sub>3</sub> or phenyl;

$R^{33}$  and  $R^{34}$  independently represent H or alkyl; said alkyl being optionally substituted by one or more F atoms;

5  $R^{10}$  represents H or F;

$R^8$  represents phenyl or a five- or six-membered heteroaromatic ring containing 1 to 3 heteroatoms independently selected from O, S and N; said ring being optionally substituted with at least one substituent selected from halogen, alkyl, cyano, alkoxy, nitro, methylcarbonyl,  $NR^{35}R^{36}$ , alkyl substituted by one or more F atoms or alkoxy substituted by one or more F atoms;

$R^{35}$ ,  $R^{36}$ ,  $R^{48}$  and  $R^{49}$  independently represent H or alkyl; said alkyl being optionally further substituted by one or more F atoms;

15  $R^9$  represents hydrogen or alkyl optionally substituted with at least one substituent selected from fluoro, hydroxyl and alkoxy;

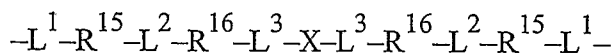
p is 0, 1 or 2;

20 s is 0, 1 or 2;

$R^{31}$ ,  $R^{32}$ ,  $R^{37}$ ,  $R^{38}$ ,  $R^{46}$  and  $R^{47}$  each independently represent hydrogen or alkyl; and  $\rightarrow$  indicates the preferred point of attachment of  $M^2$  to the group L;

25 and each group M in formula (I) is selected independently from a group  $M^1$  or  $M^2$  provided that every compound of formula (I) contains at least one group  $M^2$ ;

L represents a linker group of formula (V):



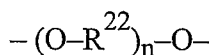
(V)

5 wherein:

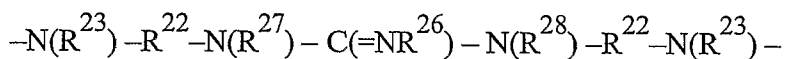
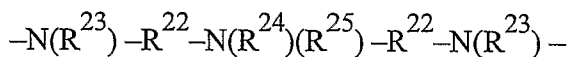
each  $L^1$ , each  $L^2$  and each  $L^3$  is independently selected from a direct bond, C(=O), O,  $NR^{17}$ ,  $CONR^{18}$  and  $NR^{19}CO$ ;

each  $R^{15}$  and each  $R^{16}$  is independently selected from C1 to 10 alkylene or C3 to 7 cycloalkylene; and

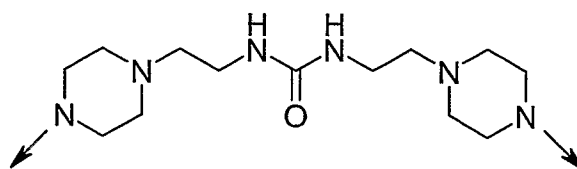
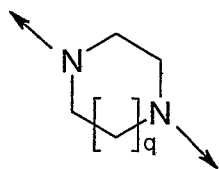
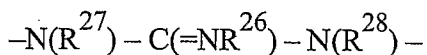
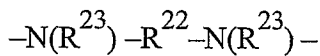
10 X is a direct bond, C(=O),  $NR^{20}R^{21}$ , alkylene, cycloalkylene, aryl, aryl<sup>1</sup>-aryl<sup>2</sup>, aryl<sup>1</sup>-O-aryl<sup>2</sup>, heteroaryl, heteroaryl<sup>1</sup>-heteroaryl<sup>2</sup>, heteroaryl<sup>1</sup>-O-heteroaryl<sup>2</sup> or is selected from the following divalent radicals:



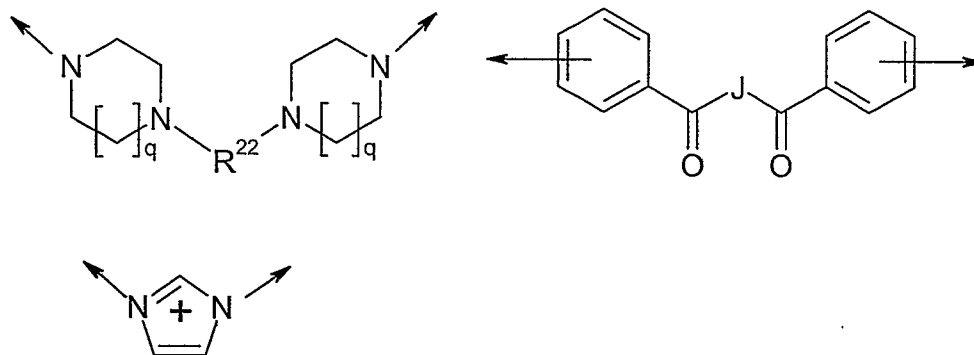
15



20



25



- 5            wherein
- n is an integer 1 to 4;
- each q independently represents an integer 1 or 2;
- each R<sup>17</sup>, each R<sup>18</sup> and each R<sup>19</sup> are independently selected from H or alkyl;
- R<sup>20</sup> and R<sup>21</sup> are independently selected from H and alkyl; and when both
- 10            represent alkyl, the N atom to which they are attached bears a positive charge; or
- R<sup>20</sup> and R<sup>21</sup> are joined together such that the group NR<sup>20</sup>R<sup>21</sup> together represents
- a quaternary 5- to 7-membered azacyclic ring which optionally incorporates one
- further heteroatom selected from O, N and S;
- aryl<sup>1</sup> and aryl<sup>2</sup> represent the same or different aryl ring systems;
- 15            heteroaryl<sup>1</sup> and heteroaryl<sup>2</sup> represent the same or different heteroaryl ring
- systems;
- each R<sup>22</sup> is independently selected from C1 to 10 alkylene or C3 to 7
- cycloalkylene;
- each R<sup>23</sup>, each R<sup>26</sup>, each R<sup>27</sup> and each R<sup>28</sup> is independently selected from H or
- 20            alkyl;
- R<sup>24</sup> and R<sup>25</sup> are independently selected from H and alkyl; and when both
- represent alkyl, the N atom to which they are attached bears a positive charge; or
- R<sup>24</sup> and R<sup>25</sup> are joined together such that the group NR<sup>24</sup>R<sup>25</sup> together represents
- 25            a quaternary 5- to 7-membered azacyclic ring which optionally incorporates one
- further heteroatom selected from O, N and S;

J is selected from the groups  $-N(R^{23})-R^{22}-N(R^{24})(R^{25})-R^{22}-N(R^{23})-$  or  $-N(R^{23})-R^{22}-N(R^{27})-C(=NR^{26})-(NR^{28})-R^{22}-N(R^{23})-$ ;

or a pharmaceutically acceptable salt thereof.

5

2. A compound according to Claim 1, wherein in formula (IIA) or (IIB) A represents a phenyl ring, D is O and each of  $Y^1$  to  $Y^5$  is a carbon atom.

3. A compound according to Claim 1 or Claim 2, wherein  $R^7$  represents methyl; W represents S(O); Z represents a single bond;  $R^{14}$  represents phenyl optionally substituted by one or two substituents independently selected from cyano, F, Cl, Br,  $CF_3$ ,  $NO_2$  and  $-C\equiv CH$ ;  $R^{10}$  represents H;  $R^8$  represents a phenyl group substituted with a trifluoromethyl substituent; and  $R^4$  represents hydrogen

15 4. A compound of formula (VI):



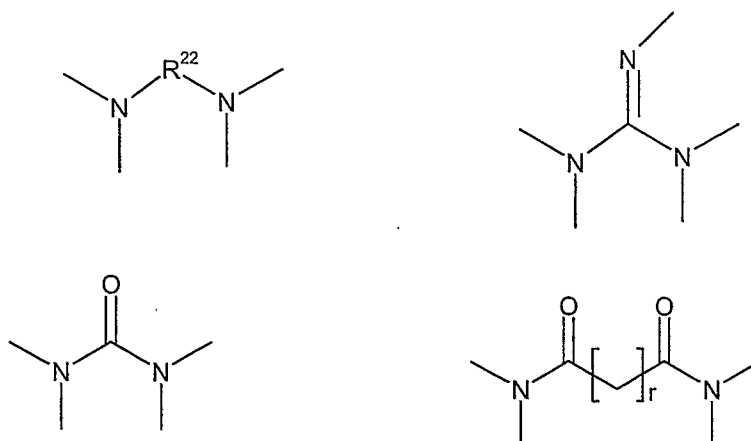
wherein:

20 t represents an integer 3 to 20;

$L^4$  represents a linker group of formula  $-L^1-R^{15}-L^2-R^{16}-L^3-$  wherein  $L^1$ ,  $L^2$ ,  $L^3$ ,  $R^{15}$  and  $R^{16}$  are as defined above;

G represents is N, aryl, aryl<sup>1</sup>-aryl<sup>2</sup>, aryl<sup>1</sup>-O-aryl<sup>2</sup>, heteroaryl, heteroaryl<sup>1</sup>-heteroaryl<sup>2</sup>, heteroaryl<sup>1</sup>-O-heteroaryl<sup>2</sup>, a dendrimer or is selected from the following multivalent

25 radicals wherein  $R^{22}$  is as defined above and r is an integer 1 to 6:



and M is as defined for formula (I) with the proviso that at least one M group represents  $M^2$ ;

5 or a pharmaceutically acceptable salt thereof.

5. A compound according to Claim 4, wherein t represents an integer 3 to 5.

6. A compound of formula (I) as defined in Claim 1 which is:

10  $N,N'$ -[ethane-1,2-diylbis(oxyethane-2,1-diyl)] bis {5-[(4-cyanophenyl)sulfinyl]-6-methyl-2-oxo-1-[3-(trifluoromethyl)phenyl]-1,2 dihydropyridine-3-carboxamide};

$N,N'$ -(2-hydroxypropane-1,3-diyl)bis(5-(1-(4-cyanophenyl)-1H-pyrazol-5-yl)-6-methyl-2-oxo-1-(3-(trifluoromethyl)phenyl)-1,2-dihydropyridine-3-carboxamide)

or a pharmaceutically acceptable salt of any one thereof.

15

7. A pharmaceutical composition comprising a compound of formula (I) or formula (VI) or a pharmaceutically acceptable salt thereof as claimed in any one of claims 1 to 6 in association with a pharmaceutically acceptable adjuvant, diluent or carrier.

20 8. A process for the preparation of a pharmaceutical composition as claimed in claim 7 which comprises mixing a compound of formula (I) or formula (VI) or a pharmaceutically acceptable salt thereof as claimed in any one of claims 1 to 6 with a pharmaceutically acceptable adjuvant, diluent or carrier.

9. A compound of formula (I) or formula (VI) or a pharmaceutically-acceptable salt thereof as claimed in any one of claims 1 to 6 for use in therapy.
- 5 10. Use of a compound of formula (I) or formula (VI) or a pharmaceutically acceptable salt thereof as claimed in any one of claims 1 to 6 in the manufacture of a medicament for the treatment of human diseases or conditions in which modulation of neutrophil elastase activity is beneficial.
- 10 11. Use of a compound of formula (I) or formula (VI) or a pharmaceutically acceptable salt thereof as claimed in any one of claims 1 to 6 in the manufacture of a medicament for use in treating adult respiratory distress syndrome (ARDS), cystic fibrosis, pulmonary emphysema, bronchitis, bronchiectasis, chronic obstructive pulmonary disease (COPD), pulmonary hypertension, asthma, rhinitis, ischemia-reperfusion injury, rheumatoid  
15 arthritis, osteoarthritis, cancer, atherosclerosis or gastric mucosal injury.
12. A method of treating, or reducing the risk of, a disease or condition in which inhibition of neutrophil elastase activity is beneficial which comprises administering to a patient in need thereof a therapeutically effective amount of a compound of formula (I) or formula  
20 (VI) or a pharmaceutically acceptable salt thereof as claimed in any one of claims 1 to 6.
13. A method of treating, or reducing the risk of, an inflammatory disease or condition which comprises administering to a patient in need thereof a therapeutically effective amount of a compound of formula (I) or formula (VI) or a pharmaceutically acceptable salt  
25 thereof as claimed in any one of claims 1 to 6.
14. A method according to Claim 12 or Claim 13, wherein the disease or condition is adult respiratory distress syndrome (ARDS), cystic fibrosis, pulmonary emphysema, bronchitis, bronchiectasis, chronic obstructive pulmonary disease (COPD), pulmonary hypertension,  
30 asthma, rhinitis, ischemia-reperfusion injury, rheumatoid arthritis, osteoarthritis, cancer, atherosclerosis or gastric mucosal injury.

## INTERNATIONAL SEARCH REPORT

International application No.

PCT/SE2007/000766

## A. CLASSIFICATION OF SUBJECT MATTER

IPC: see extra sheet

According to International Patent Classification (IPC) or to both national classification and IPC

## B. FIELDS SEARCHED

Minimum documentation searched (classification system followed by classification symbols)

IPC: C07D, A61K

Documentation searched other than minimum documentation to the extent that such documents are included in the fields searched

SE,DK,FI,NO classes as above

Electronic data base consulted during the international search (name of data base and, where practicable, search terms used)

EPO-INTERNAL, WPI DATA, PAJ, CHEM. ABS DATA, CROSSFIRE (INCLUDING BEILSTEIN AND PATENT DATA)

## C. DOCUMENTS CONSIDERED TO BE RELEVANT

Category*	Citation of document, with indication, where appropriate, of the relevant passages	Relevant to claim No.
X	WO 2006082412 A2 (ARGENTA DISCOVERY LTD), 10 August 2006 (10.08.2006), claim 28, see examples --	1-3,7-14
A	EP 1357111 A1 (SHIONOGI & CO., LTD.), 29 October 2003 (29.10.2003), see whole document --	1-3,7-14
A	GB 2392910 A (BAYER AG), 17 March 2004 (17.03.2004), see whole document --	1-3,7-14
P,X	WO 2006136857 A1 (ARGENTA DISCOVERY LTD.), 28 December 2006 (28.12.2006), see examples --	1-3,7-14

 Further documents are listed in the continuation of Box C. See patent family annex.

\* Special categories of cited documents:

"A" document defining the general state of the art which is not considered to be of particular relevance

"E" earlier application or patent but published on or after the international filing date

"L" document which may throw doubts on priority claim(s) or which is cited to establish the publication date of another citation or other special reason (as specified)

"O" document referring to an oral disclosure, use, exhibition or other means

"P" document published prior to the international filing date but later than the priority date claimed

"T" later document published after the international filing date or priority date and not in conflict with the application but cited to understand the principle or theory underlying the invention

"X" document of particular relevance: the claimed invention cannot be considered novel or cannot be considered to involve an inventive step when the document is taken alone

"Y" document of particular relevance: the claimed invention cannot be considered to involve an inventive step when the document is combined with one or more other such documents, such combination being obvious to a person skilled in the art

"&amp;" document member of the same patent family

Date of the actual completion of the international search

10 January 2008

Date of mailing of the international search report

11-01-2008

Name and mailing address of the ISA/

Swedish Patent Office

Box 5055, S-102 42 STOCKHOLM

Facsimile No. +46 8 666 02 86

Authorized officer

Johan Kjellgren/EÖ

Telephone No. +46 8 782 25 00

INTERNATIONAL SEARCH REPORT

International application No.  
PCT/SE2007/000766

C (Continuation). DOCUMENTS CONSIDERED TO BE RELEVANT		
Category*	Citation of document, with indication, where appropriate, of the relevant passages	Relevant to claim No.
P, X	WO 2007107706 A2 (ARGENTA DISCOVERY LIMITED), 27 Sept 2007 (27.09.2007), see whole document  --	1-3, 7-14
P, X	WO 2007129060 A1 (ARGENTA DISCOVERY LIMITED), 15 November 2007 (15.11.2007), see whole document  -- -----	1-3, 7-14

**Box III****International patent classification (IPC)**

**C07D 213/82** (2006.01)

**A61K 31/444** (2006.01)

**A61K 31/513** (2006.01)

**A61P 11/00** (2006.01)

**A61P 19/02** (2006.01)

**A61P 9/00** (2006.01)

**C07D 401/12** (2006.01)

**C07D 403/12** (2006.01)

**Download your patent documents at [www.prv.se](http://www.prv.se)**

The cited patent documents can be downloaded at [www.prv.se](http://www.prv.se) by following the links:

- In English/Searches and advisory services/Cited documents (service in English) or
- e-tjänster/anförda dokument (service in Swedish).

Use the application number as username.

The password is **BPCBZXRPBV**.

Paper copies can be ordered at a cost of 50 SEK per copy from PRV InterPat (telephone number 08-782 28 85).

Cited literature, if any, will be enclosed in paper form.

## INTERNATIONAL SEARCH REPORT

International application No.  
PCT/SE2007/000766

**Box No. II Observations where certain claims were found unsearchable (Continuation of item 2 of first sheet)**

This international search report has not been established in respect of certain claims under Article 17(2)(a) for the following reasons:

1.  Claims Nos.: 12 - 14  
because they relate to subject matter not required to be searched by this Authority, namely:  
Claims 12-14 relate to a method of treatment of the human or animal body by surgery or by therapy, as well as diagnostic  
.../...
2.  Claims Nos.:  
because they relate to parts of the international application that do not comply with the prescribed requirements to such an extent that no meaningful international search can be carried out, specifically:
3.  Claims Nos.:  
because they are dependent claims and are not drafted in accordance with the second and third sentences of Rule 6.4(a).

**Box No. III Observations where unity of invention is lacking (Continuation of item 3 of first sheet)**

This International Searching Authority found multiple inventions in this international application, as follows:

The following separate inventions were identified:

1: Claims 1-3, 7-11 (partially) directed to compounds having X  
= C(=O).

1.  As all required additional search fees were timely paid by the applicant, this international search report covers all searchable claims.  
.../...
2.  As all searchable claims could be searched without effort justifying an additional fee, this Authority did not invite payment of any additional fee.
3.  As only some of the required additional search fees were timely paid by the applicant, this international search report covers only those claims for which fees were paid, specifically claims Nos.:
4.  No required additional search fees were timely paid by the applicant. Consequently, this international search report is restricted to the invention first mentioned in the claims; it is covered by claims Nos.:

**Remark on Protest**

- The additional search fees were accompanied by the applicant's protest and, where applicable, the payment of a protest fee.
- The additional search fees were accompanied by the applicant's protest but the applicable protest fee was not paid within the time limit specified in the invitation.
- No protest accompanied the payment of additional search fees.

INTERNATIONAL SEARCH REPORT

International application No.  
PCT/SE2007/000766

Box II.1

methods /Rule 39.1(iv). Nevertheless, a search has been executed for these claims. The search has been based on the alleged effects of the compounds.

## Box III

- 2: Claims 1-3, 7-11 (partially) directed to compounds having X = cycloalkylene.
- 3: Claims 1-3, 7-11 (partially) directed to compounds having X = aryl.
- 4: Claims 1-3, 7-11 (partially) directed to compounds having X = aryl<sup>1</sup>-aryl<sup>2</sup>.
- 5: Claims 1-3, 7-11 (partially) directed to compounds having X = aryl<sup>1</sup>-O-aryl<sup>2</sup>.
- 6: Claims 1-3, 7-11 (partially) directed to compounds having X = heteroaryl<sup>1</sup>-heteroaryl<sup>2</sup>.
- 7: Claims 1-3, 7-11 (partially) directed to compounds having X = heteroaryl<sup>1</sup>-O-heteroaryl<sup>2</sup>.
- 8: Claims 1-3, 7-11 (partially) directed to compounds having X = -N(R<sup>23</sup>)-R<sup>22</sup>-N(R<sup>27</sup>)-C(=NR<sup>26</sup>)-N(R<sup>28</sup>)-R<sup>22</sup>-N(R<sup>23</sup>)-.
- 9: Claims 1-3, 7-11 (partially) directed to compounds having X = -(piperazine)-CH<sub>2</sub>CH<sub>2</sub>NHCONHCH<sub>2</sub>CH<sub>2</sub>-(piperazine)-.
- 10: Claims 1-3, 7-11 (partially) directed to compounds having X = (phenyl)-CO-J-CO-(phenyl).
- 11: Claims 4-6 and 7-11 (partially) directed to compounds of general formula (IV).

The present application has thus been considered to contain 11 inventions which are not linked such that they form a single general inventive concept, as required by Rule 13 PCT for the following reasons:

The closest prior art has been identified as:

D1: WO 2006082412 A2

Document D1 discloses compounds useful as inhibitors of Human neutrophil elastase (HNE). The inhibitors are multimeric compounds comprising two heterocyclic moieties interconnected by a linker. Said inhibitors of D1 are useful in the treatment of e.g. adult respiratory distress syndrome, cystic fibrosis, asthma and other diseases.

.../...

## INTERNATIONAL SEARCH REPORT

International application No.  
PCT/SE2007/000766

The compounds depicted in examples 1-7, 10-12, 15-16, 19-22, 25, 27-29, 31-40, 45, 47, 49, 57-64, 66-68, 72, and 74 of D1 are novelty-destroying for claims 1-3 and since their intended use is the same as in the present application the subject-matter of claims 7-11 is also not novel.

Thus, the subject-matter of claims 1-3 and 7-11 is not novel.

From a comparison of the disclosure of D1 and the technical features of claims 1-3, the difference between the compounds of claims 1-3 lies in the choice of X.

Where X = C(=O), cycloalkylene, aryl, aryl<sup>1</sup>-aryl<sup>2</sup>, aryl<sup>1</sup>-O-aryl<sup>2</sup>, heteroaryl<sup>1</sup>-heteroaryl<sup>2</sup>, heteroaryl<sup>1</sup>-heteroaryl<sup>2</sup>, -N(R<sup>23</sup>)-R<sup>22</sup>-N(R<sup>27</sup>)-C(=NR<sup>26</sup>)-N(R<sup>28</sup>)-R<sup>22</sup>-N(R<sup>23</sup>)-, (piperazine)-CH<sub>2</sub>CH<sub>2</sub>NHCONHCH<sub>2</sub>CH<sub>2</sub>-(piperazine), or (phenyl)-CO-J-CO-(phenyl) these features are considered as special technical feature in the sense of Rule 13.2 PCT.

In view of these special technical features, the objective problem to be solved by the first invention can be construed as being the following:

To find alternative analogues of HNE-inhibitors which consist of multimeric compounds comprising two heterocyclic moieties interconnected by a linker.

The above analysis shows that because the moieties corresponding to X as defined above are so structurally different, the special technical features of inventions 1-10 are neither the same as, nor correspond to, each other.

In conclusion, the 10 groups of claims are not linked by the same or corresponding special technical features and define different inventions not linked by a single general inventive concept.

Hence, the application does not meet the requirements of unity of invention as defined in Rules 13.1 and 13.2 PCT.

However, since D1 represents the prior art no invitation to pay additional fees was sent. A full evaluation could be made on the basis of this document.

## INTERNATIONAL SEARCH REPORT

Information on patent family members

29/12/2007

International application No.

PCT/SE2007/000766

WO	2006082412	A2	10/08/2006	AU	2006210730	A	10/08/2006
				CA	2595801	A	10/08/2006
				EP	1856059	A	21/11/2007
				GB	0502258	D	00/00/0000
-----							
EP	1357111	A1	29/10/2003	BR	0116539	A	23/09/2003
				CA	2433158	A	11/07/2002
				US	6977266	B	20/12/2005
				US	20060052411	A	09/03/2006
				CN	1492856	A	28/04/2004
				KR	20060033816	A	19/04/2006
				WO	02053543	A	11/07/2002
-----							
GB	2392910	A	17/03/2004	AU	2003282006	A	00/00/0000
				BR	0314186	A	09/08/2005
				CA	2498051	A	25/03/2004
				CN	1732159	A	08/02/2006
				EP	1546113	A	29/06/2005
				GB	0220962	D	00/00/0000
				GB	0226609	D	00/00/0000
				GB	0315870	D	00/00/0000
				HR	20050318	A	31/07/2006
				JP	2006507355	T	02/03/2006
				KR	20050042190	A	04/05/2005
				MA	27431	A	01/07/2005
				MX	PA05002644	A	20/09/2005
				NO	20051726	A	07/04/2005
				NZ	538670	A	26/01/2007
				PL	375647	A	12/12/2005
				RU	2005110408	A	10/12/2005
				US	20060160801	A	20/07/2006
				WO	2004024700	A	25/03/2004
				ZA	200501964	A	31/05/2006
-----							
WO	2006136857	A1	28/12/2006	GB	0512940	D	00/00/0000
-----							
WO	2007107706	A2	27/09/2007	GB	0605469	D	00/00/0000
-----							
WO	2007129060	A1	15/11/2007	GB	0608844	D	00/00/0000
				GB	0612544	D	00/00/0000
-----							