

(19) AUSTRALIAN PATENT OFFICE

(54) Title
Process for the preparation of thiazolopyrimidines

(51)⁶ International Patent Classification(s)
C07D 497/04 20060101AFI2005100
(2006.01) 8BMEP **C07D**
C07D 513/04 513/04
(2006.01) 20060101ALI2005100
C07D 497/04 8BMEP
PCT/GB2004/005072

(21) Application No: 2004296241

(22) Application Date: 2004 .12 .02

(87) WIPO No: W005/056563

(30) Priority Data

(31) Number	(32) Date	(33) Country
0328243.1	2003 .12 .05	GB

(43) Publication Date : 2005 .06 .23

(71) Applicant(s)
AstraZeneca AB

(72) Inventor(s)
Butters, Michael; Thomson, Colin; Welham, Matthew James; Wisedale, Richard; Watts, Andrew

(74) Agent/Attorney
Freehills Patent & Trade Mark Attorneys, Level 43 101 Collins Street, Melbourne, VIC, 3000

(19) World Intellectual Property
Organization
International Bureau



(43) International Publication Date
23 June 2005 (23.06.2005)

PCT

(10) International Publication Number
WO 2005/056563 A3

(51) International Patent Classification⁷: C07D 513/04,
497/04

(GB). WATTS, Andrew [GB/GB]; AstraZeneca R & D
Charnwood, Bakewell Road, Loughborough, Leicestershire LE11 5RH (GB).

(21) International Application Number:

PC1/GB2004/005072

(74) Agent: ASTRAZENECA, Global Intellectual Property,
S-SE-151 85 Sodertalje (SE).

(22) International Filing Date: 2 December 2004 (02.12.2004)

(25) Filing Language: English

(26) Publication Language: English

(30) Priority Data:
0328243.1 5 December 2003 (05.12.2003) GB

(81) Designated States (unless otherwise indicated, for every
kind of national protection available): AE, AG, AL, AM,
AT, AU, AZ, BA, BB, BG, BR, BW, BY, BZ, CA, CH, CN,
CO, CR, CU, CZ, DE, DK, DM, DZ, EC, EE, EG, ES, FI,
GB, GD, GE, GH, GM, HR, HU, ID, IL, IN, IS, JP, KE,
KG, KP, KR, KZ, LC, LK, LR, LS, LT, LU, LV, MA, MD,
MG, MK, MN, MW, MX, MZ, NA, NI, NO, NZ, OM, PG,
PH, PL, PT, RO, RU, SC, SD, SE, SG, SK, SL, SY, TJ, TM,
TN, TR, TT, TZ, UA, UG, US, UZ, VC, VN, YU, ZA, ZM,
ZW.

(71) Applicant (for AE, AG, AL, AM, AT, AU, AZ, BA, BB, BE,
BG, BR, BW, BY, BZ, CA, CH, CN, CO, CR, CU, CY, CZ,
DE, DK, DM, DZ, EC, EE, EG, ES, FI, GB, GD, GE, GH,
GM, HR, HU, ID, IL, IN, IS, JP, KE, KG, KP, KR, KZ, LC,
LK, LR, LS, LT, LU, LV, MA, MD, MK, MN, MW, MX, MZ,
NA, NI, NO, NZ, OM, PG, PH, PL, PT, RO, RU, SC, SD,
SE, SG, SK, SL, SY, SZ, TJ, TM, TN, TR, TT, TZ, UA, UG,
UZ, VC, VN, YU, ZA, ZM, ZW only): ASTRAZENECA
AB [SE/SE]; SE-151 85 Sodertalje (SE).

(84) Designated States (unless otherwise indicated, for every
kind of regional protection available): ARIPO (BW, GH,
GM, KE, LS, MW, MZ, NA, SD, SL, SZ, TZ, UG, ZM,
ZW), Eurasian (AM, AZ, BY, KG, KZ, MD, RU, TJ, TM),
European (AT, BE, BG, CH, CY, CZ, DE, DK, EE, ES, FI,
FR, GB, GR, HU, IE, IS, IT, LT, LU, MC, NL, PL, PT, RO,
SE, SI, SK, TR), OAPI (BF, BJ, CF, CG, CI, CM, GA, GN,
GQ, GW, ML, MR, NE, SN, TD, TG).

(71) Applicant (for MG only): ASTRAZENECA UK LIM-
ITED [GB/GB]; 15 Stanhope Gate, London Greater, Lon-
don W1K 1LN (GB).

Published:

— with international search report
before the expiration of the time limit for amending the
claims and to be republished in the event of receipt of
amendments

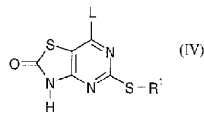
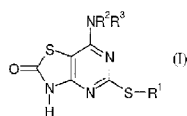
(72) Inventors; and

(75) Inventors/Applicants (for US only): BUTTERS,
Michael [GB/GB]; AstraZeneca, Avlon Works, Severn
Road, Hallen Bristol BS10 7ZE (GB). WISEDALE,
Richard [GB/GB]; AstraZeneca, Avlon Works, Severn
Road, Hallen Bristol BS10 7ZE (GB). THOMSON, Colin
[GB/GB]; AstraZeneca R & D Charnwood, Bakewell
Road, Loughborough, Leicestershire LE11 5RH (GB).
WELHAM, Matthew, James [GB/GB]; AstraZeneca,
Avlon Works, Severn Road, Hallen Bristol BS10 7ZE

(88) Date of publication of the international search report:
25 August 2005

For two-letter codes and other abbreviations, refer to the "Guid-
ance Notes on Codes and Abbreviations" appearing at the begin-
ning of each regular issue of the PCT Gazette.

(54) Title: PROCESS FOR THE PREPARATION OF THIAZOLOPYRIMIDINES



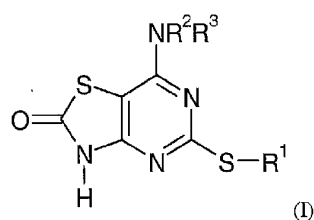
(57) Abstract: A method for the preparation of a compound of formula (I) or a pharmaceutically acceptable salt or solvate thereof;
from a compound of the formula: (IV); wherein L represents a leaving group.

WO 2005/056563 A3

METHODS

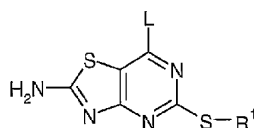
The present invention relates to methods for preparing thiazolopyrimidine compounds, intermediate compounds used in such methods, thiazolopyrimidine compounds so prepared
 5 and their use in therapy.

In our published PCT patent application WO-01/25242 we describe pharmaceutically active compounds of the general formula I



10

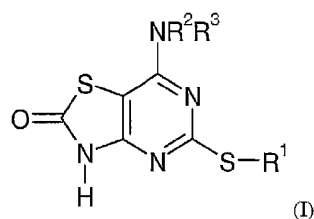
and pharmaceutically acceptable salts and solvates thereof, and methods for their preparation. Such methods include treatment of a compound of formula



15 where L is a leaving group such as chlorine, with an amine HNR^2R^3 .

We have now devised an advantageous process for preparing compounds of the formula I. This novel process involves protection of the thiazole nitrogen atom and gives an improved yield of final product when compared with the prior art method described in WO-01/25242. By way of example for a compound of the above formula we have achieved
 20 displacement of a chlorine leaving group by a group NR^2R^3 and subsequent conversion of the 2-amino group to a carbonyl group, with about 40% overall yield. In contrast we have achieved about 70% overall yield for the same product starting from a compound of formula IV as set out hereinafter and wherein the leaving group L is chlorine.

25 Therefore in a first aspect of the invention we provide a method for the preparation of a compound of formula (I) or a pharmaceutically acceptable salt or solvate thereof:



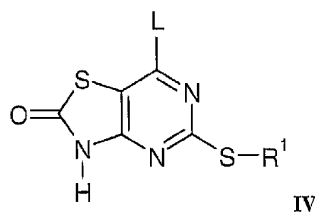
in which

- 5 R^1 represents a C_3 - C_7 carbocyclic, C_1 - C_8 alkyl, C_2 - C_6 alkenyl or C_2 - C_6 alkynyl group, each of the groups being optionally substituted by one or more substituent groups independently selected from halogen atoms, $-OR^4$, $-NR^5R^6$, $-CONR^5R^6$, $-COOR^7$, $-NR^8COR^9$, $-SR^{10}$, $-SO_2R^{10}$, $-SO_2NR^5R^6$, $-NR^8SO_2R^9$ or an aryl or heteroaryl group, both of which may be optionally substituted by one or more substituents independently selected from halogen
- 10 atoms, cyano, nitro, $-OR^4$, $-NR^5R^6$, $-CONR^5R^6$, $-COOR^7$, $-NR^8COR^9$, $-SR^{10}$, $-SO_2R^{10}$, $-SO_2NR^5R^6$, $-NR^8SO_2R^9$, C_1 - C_6 alkyl or trifluoromethyl groups;
- R^2 and R^3 each independently represent a hydrogen atom, or a C_3 - C_7 carbocyclic, C_1 - C_8 alkyl, C_2 - C_6 alkenyl or C_2 - C_6 alkynyl group, the latter four groups may be optionally substituted by one or more substituent groups independently selected from:
- 15 (a) halogen atoms, $-OR^4$, $-NR^5R^6$, $-CONR^5R^6$, $-COOR^7$, $-NR^8COR^9$, $-SR^{10}$, $-SO_2R^{10}$, $-SO_2NR^5R^6$, $-NR^8SO_2R^9$;
- (b) a 3-8 membered ring optionally containing one or more atoms selected from O, S, NR^8 and itself optionally substituted by C_1 - C_3 -alkyl or halogen; or
- (c) an aryl group or heteroaryl group each of which may be optionally substituted by one
- 20 or more substituents independently selected from halogen atoms, cyano, nitro, $-OR^4$, $-NR^5R^6$, $-CONR^5R^6$, $-NR^8COR^9$, $-SO_2NR^5R^6$, $-NR^8SO_2R^9$, C_1 - C_6 alkyl and trifluoromethyl groups;
- R^4 represents hydrogen, C_1 - C_6 alkyl or a phenyl group the latter two of which may be optionally substituted by one or more substituent groups independently selected from halogen atoms, phenyl, $-OR^{11}$ and $-NR^{12}R^{13}$.
- 25 R^5 and R^6 independently represent a hydrogen atom or a C_1 - C_6 alkyl or phenyl group the latter two of which may be optionally substituted by one or more substituent groups independently selected from halogen atoms, phenyl, $-OR^{14}$ and $-NR^{15}R^{16}$, $-CONR^{15}R^{16}$, $-NR^{15}COR^{16}$, $-SONR^{15}R^{16}$, $NR^{15}SO_2R^{16}$

or

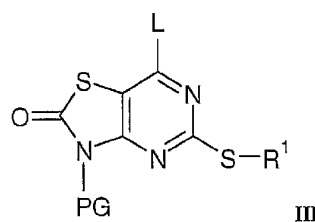
R⁵ and R⁶ together with the nitrogen atom to which they are attached form a 4- to 7-membered saturated heterocyclic ring system optionally containing a further heteroatom selected from oxygen and nitrogen atoms, which ring system may be optionally substituted by one or more substituent groups independently selected from phenyl, -OR¹⁴, -COOR¹⁴, -NR¹⁵R¹⁶, -CONR¹⁵R¹⁶, -NR¹⁵COR¹⁶, -SONR¹⁵R¹⁶, NR¹⁵SO₂R¹⁶ or C₁-C₆ alkyl, itself optionally substituted by one or more substituents independently selected from halogen atoms and -NR¹⁵R¹⁶ and -OR¹⁷ groups;

R¹⁰ represents a hydrogen atom or a C₁-C₆-alkyl or a phenyl group, the latter two of which may be optionally substituted by one or more substituent groups independently selected from halogen atoms, phenyl, -OR¹⁷ and -NR¹⁵R¹⁶; and each of R⁷, R⁸, R⁹, R¹¹, R¹², R¹³, R¹⁴, R¹⁵, R¹⁶, R¹⁷ independently represents a hydrogen atom or a C₁-C₆ alkyl, or a phenyl group; which method comprises contacting

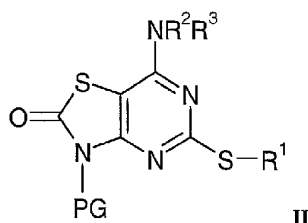


wherein L is a leaving group

with a thiazole nitrogen protecting group reagent under appropriate reaction conditions to form a compound of the formula



wherein PG is a protecting group,
 reacting the compound of formula III with an amine of formula HNR^2R^3
 to form a compound of formula



5

and deprotection of the compound of formula II to give a compound of the formula I, and
 simultaneous or sequential conversion to a pharmaceutically acceptable salt or solvate thereof.

Convenient leaving groups will be apparent to the chemist of ordinary skill, such as
 10 disclosed in 'Advanced Organic Chemistry', 4th edition, J. March, Wiley-Interscience (1992).
 Such groups will include halogen atoms such as chlorine or bromine. Chlorine is a preferred
 leaving group for use in the invention.

Additional protection may be provided for the amine of formula HNR^2R^3 for example
 where R^2 and/or R^3 comprises a hydroxy or amino group. By way of non-limiting example
 15 we refer to Example 3(d) where a particular diol is introduced and protected via the
 compound (2,2,5-trimethyl-1,3-dioxan-5-yl)amine.

Convenient protecting groups will be apparent to the chemist of ordinary skill. It will
 be appreciated that the more stable the resulting product upon protection the likelihood of
 increased difficulty in removing the protecting group afterwards. Additionally, some
 20 resulting products upon protection may not be sufficiently stable to isolation by standard
 laboratory methods. The protection and deprotection of functional groups is fully described
 in 'Protective Groups in Organic Synthesis', 2nd edition, T. W. Greene & P. G. M. Wuts,
 Wiley-Interscience (1991).

Examples of suitable protecting groups for the given transformations, to provide
 25 compounds of formula I, involving removal under appropriate hydrolytic conditions are [with
 suitable protecting group agents indicated in square brackets] methoxymethyl [chloromethyl
 methyl ether], and particularly ethoxymethyl [chloromethyl ethyl ether or diethoxymethane],
 benzyloxymethyl [benzyl chloromethyl ether], pivaloyloxymethyl [chloromethyl pivalate],

2-(trimethylsilyl)ethoxymethyl [2-(trimethylsilyl)ethoxymethyl chloride], 1-(ethoxy)ethyl [ethyl vinyl ether] and 2-tetrahydropyranyl [3,4-dihydro-(2H)-pyran]. Each individual protecting group listed above and its use represents a particular independent aspect of the invention. Base-assisted removal of the 2-(phenylsulfonyl)ethyl [phenyl vinyl sulfone] protecting group under non-aqueous conditions is a suitable method for achieving these transformations.

The approach is also suited to catalytic reduction methods for removal of appropriate protecting groups. Such protecting groups include benzyl, diphenylmethyl, triphenylmethyl and benzyloxymethyl. Allyl as a protecting group can be removed under metal-assisted conditions and 4-methoxybenzyl, 2,4-dimethoxybenzyl and di(4-methoxyphenyl)methyl can be removed under oxidative conditions. Acyl, benzoyl, pyrrolidinylmethyl and urea-type protecting groups are other examples that can be removed under appropriate hydrolytic conditions. Representative chloroformate reagents do not yield a carbamate protecting group, for example a benzylchloroformate reagent is found to yield a benzyl protecting group.

In the context of the present specification, unless otherwise indicated, an alkyl or alkenyl group or an alkyl or alkenyl moiety in a substituent group may be linear or branched. Aryl groups include phenyl and naphthyl. Heteroaryl groups include 5- or 6-membered aromatic rings containing one or more heteroatoms selected from N, S, and O. Examples include pyridine, pyrimidine, thiazole, oxazole, pyrazole, imidazole, furan.

Certain compounds of formula (I) are capable of existing in stereoisomeric forms. It will be understood that the methods of the invention may be used with all geometric and optical isomers of the compounds of formula (I) and mixtures thereof including racemates. The scientist of ordinary skill will be able to select appropriate intermediate compounds to introduce the appropriate stereochemistry for $-NR^2R^3$ and R^1 (if appropriate).

Particular compounds of formula (I) are those in which R^1 represents an optionally substituted benzyl group. More particularly R^1 represents benzyl or benzyl substituted by one or more C_1 - C_6 alkyl, C_1 - C_6 alkoxy or halogen atoms.

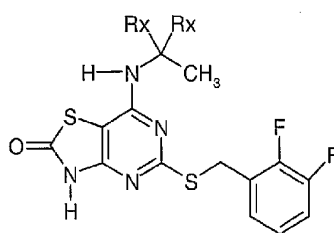
When R^2 and R^3 represent a group substituted by one or more 3-8 membered rings optionally containing one or more atoms selected from O, S or NR³, examples of such groups include piperidine, pyrrolidine, piperazine and morpholine.

Conveniently one of R^2 or R^3 is hydrogen and the other is C_1 - C_8 alkyl substituted by hydroxy and one or more methyl or ethyl groups. More conveniently one of R^2 or R^3 is hydrogen and the other is $CH(CH_3)CH_2OH$, $CH(Bt)CH_2OH$, $C(CH_3)_2CH_2OH$ or

CH(CH₂OH)₂. When one of R² or R³ is hydrogen and the other is CH(CH₃)CH₂OH or CH(Et)CH₂OH the resulting compounds of formula (I) are particularly in the form of the (R) isomer.

Particular compounds of the formula I for use in the method of the invention include
 5 those wherein R¹ represents a (2,3-difluorophenyl)methyl group and R² and R³ together represent a C₁₋₈ alkyl group optionally substituted by one or more substituent groups independently selected from -OR⁴ wherein R⁴ represents hydrogen or a C₁₋₆ alkyl group.

Further particular compounds of the formula I include compounds of the formula Ia



10

Ia

wherein each R^X is independently selected from hydrogen, a C₁₋₄ alkyl group optionally substituted by hydroxy, amino, -O-C₁₋₄ alkyl, -S-C₁₋₄ alkyl, -N-C₁₋₄ alkyl, -NHSO₂R, or -
 15 CONR₂ and provided that both R^X are not hydrogen or amino.

More particular compounds of the invention are wherein each R^X is independently selected from hydrogen and hydroxymethyl, provided that both R^X are not hydrogen.

The invention also provides novel salts of the above compounds namely the potassium salt of the compound wherein one R^X is hydrogen and the other is hydroxymethyl (cf.
 20 Example 2) and both the sodium and potassium salts of the compound wherein both R^X are hydroxymethyl (Examples 3 and 4).

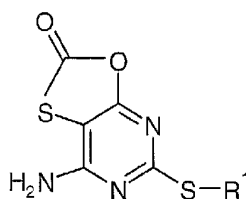
Compounds of the formula II are novel and represent a further aspect of the invention.

Preparation of a compound of the formula I via deprotection of a compound of the formula II is novel and represents a further aspect of the invention.

25 Compounds of the formula III are novel and represent a further aspect of the invention.

Preparation of a compound of the formula II via reaction of a compound of the formula III with an amine of formula HNR_2R_3 is novel and represents a further aspect of the invention.

Compounds of the formula IV are novel (except for 7-chloro-5-[[[(2,3-difluorophenyl)methyl]thio]thiazolo[4,5-*d*]pyrimidin-2-(3*H*)-one) and represent a further aspect of the invention. They are conveniently prepared by reaction of a compound of formula



10

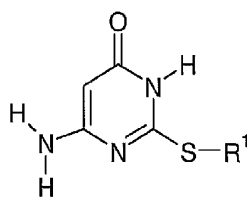
V

with a reagent providing a leaving group L.

Such reaction represents a further independent aspect of this invention.

Compounds of the formula V are novel and represent a further aspect of the invention.

15 They are conveniently prepared by reaction of a compound of formula



VI

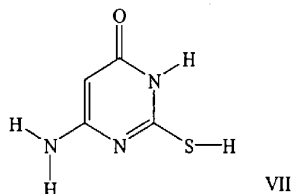
with a halocarbonylsulfonylhalide. Convenient halogen atoms are independently selected from chlorine and bromine, chlorine is a preferred halogen atom and chlorocarbonylsulfonylchloride is a preferred reagent.

20

Such reaction represents a further independent aspect of this invention.

Compounds of formula VI are novel and represent a further, independent aspect of the invention, they are conveniently prepared by reaction of a compound of formula

2004296241 25 Sep 2008



with a compound of formula L- R¹, wherein L is a leaving group and R¹ is as hereinbefore defined.

Such reaction is known for reaction of the compound of formula VII with a compound L- R¹ wherein L is bromine and R¹ is (2,3-difluorophenyl)methyl, this is disclosed in our WO-03/24966.

The compound of formula VII is conveniently provided as the monohydrate (cf. Example I (a)) and is commercially available, for example from Aldrich, Acros or Lancaster.

In a further aspect of the invention we provide the preparation of a compound of formula I from a compound of Formula V, via compounds of Formula IV, III, II, using methods as set out hereinbefore.

In a further aspect of the invention we provide the preparation of a compound of formula I from a compound of Formula VI, via compounds of Formula V, IV, III, II, using methods as set out hereinbefore.

In a further aspect of the invention we provide the preparation of a compound of formula I from a compound of Formula VII, via compounds of Formula VI, V, IV, III, II, using methods as set out hereinbefore.

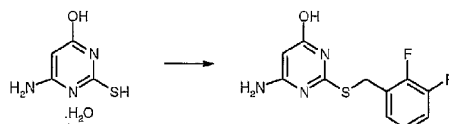
As used herein, except where the context requires otherwise, the term "comprise" and variations of the term, such as "comprising", "comprises" and "comprised", are not intended to exclude other additives, components, integers or steps.

Reference to any prior art in the specification is not, and should not be taken as, an acknowledgment, or any form of suggestion, that this prior art forms part of the common general knowledge in Australia or any other jurisdiction or that this prior art could reasonably be expected to be ascertained, understood and regarded as relevant by a person skilled in the art.

The invention will now be illustrated but not limited by the following Examples:

Example 1**5-[[[(2,3-difluorophenyl)methyl]thio]-7-[(1R)-2-hydroxy-1-methylethyl]amino]thiazolo[4,5-d]pyrimidin-2(3H)-one****(a) 6-amino-2-[[[(2,3-difluorophenyl)methyl]thio]-4-pyrimidinol**

5

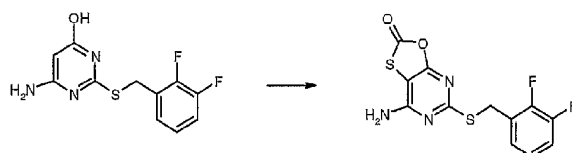


To a stirred suspension of 4-amino-6-hydroxy-2-mercaptopyrimidine monohydrate (67.7g) in a mixture of water (920ml) and tetrahydrofuran (300ml) was added aqueous sodium hydroxide solution (46-48% w/w; 24ml) followed by water (40ml). The resulting hazy, pale yellow solution was cooled to 20 °C before adding 2,3-difluorobenzyl bromide (83.0g) uniformly over 25 minutes, to yield a white precipitate. The mixture was stirred at ambient temperature for 3.5 hours, the product collected and washed twice with a mixture of water (68ml) and tetrahydrofuran (24ml), to afford the title compound as a white solid (101.89g).

¹H NMR: δ (DMSO-d₆) 11.45 (1H, br.s), 7.44 (1H, t), 7.34 (1H, m), 7.15 (1H, m), 6.58 (2H, br.s), 5.01 (1H, s), 4.39 (2H, s).

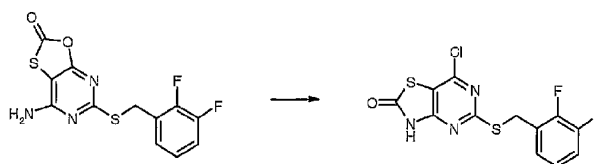
(b) 7-amino-5-[[[(2,3-difluorophenyl)methyl]thio][1,3]oxathiole[5,4-d]pyrimidin-2-one

20



To a stirred suspension of 6-amino-2-[[[(2,3-difluorophenyl)methyl]thio]-4-pyrimidinol (9.58g) in tetrahydrofuran (96ml) was added chlorocarbonylsulfenyl chloride (4.89g) over 7 minutes, followed by tetrahydrofuran (2ml). The reaction mixture was stirred for 40 minutes and the resulting precipitate collected by filtration, washing twice with tetrahydrofuran (19ml), to afford the title compound as a pale yellow solid (11.31g).

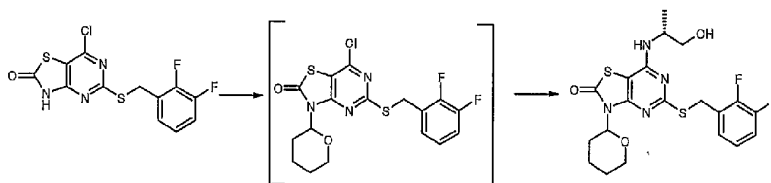
¹H NMR: δ (DMSO-d₆) 7.89 (1H, br.s), 7.45 (1H, t), 7.34 (1H, m), 7.16 (1H, m), 5.82 (1H, br.s), 4.39 (2H, s).

(c) 7-chloro-5-[[2,3-difluorophenyl)methyl]thio]thiazolo[4,5-*d*]pyrimidin-2-(3*H*)-one

- 5 To a stirred suspension of 7-amino-5-[[2,3-difluorophenyl)methyl]thio]thiazolo[4,5-*d*]pyrimidin-2-one (5.03g) and benzyltrimethylammonium chloride (2.58g) in acetonitrile (25ml) at 50 °C, was first added *N,N*-diethylaniline (2.46g) followed by acetonitrile (5ml), and then phosphorus oxychloride (7.41g) followed by acetonitrile (5ml). The reaction mixture was heated to reflux and
- 10 maintained at this temperature for 36 hours, before cooling to ambient temperature and adding to water (25ml) at 50 °C with stirring over 30 minutes. An additional acetonitrile (5ml) rinse of the reaction vessel was added to the down-out mixture, before heating to 75 °C. and slowly cooling to 25 °C at <0.5 °C/min. The resulting mixture was held at 25 °C for 30 minutes and then collected by filtration, washing four times with water (25ml), to afford the title
- 15 compound as an off-white solid (3.5g).

¹H NMR: δ (DMSO-*d*₆) 7.45 (1H, t), 7.38 (1H, m), 7.22 (1H, m), 4.50 (2H, s), 3.43 (1H, br.s).

20 (d) 5-[[2,3-difluorophenyl)methyl]thio]-7-[(1*R*)-2-hydroxy-1-methylethyl]amino]-3-(tetrahydro-2*H*-pyran-2-yl)thiazolo[4,5-*d*]pyrimidin-2-(3*H*)-one

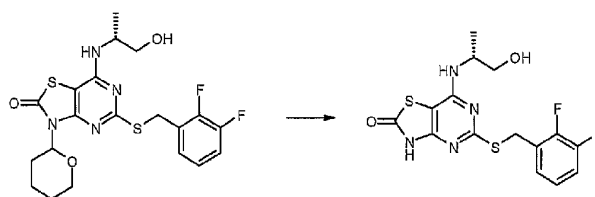


(i) To a stirred suspension of 7-chloro-5-[[[2,3-difluorophenyl)methyl]thio]thiazolo[4,5-*d*]pyrimidin-2-(3*H*)-one (5g) and p-toluenesulfonic acid (29.4mg) in toluene (40ml) at 60 °C was added 3,4-dihydro-2*H*-pyran (1.83g) over 1 hour. The reaction mixture was held at 60 °C for 2 hours and then cooled at 0.5 °C/min to ambient temperature. Saturated aqueous sodium bicarbonate solution (20ml) was first added to the reaction mixture, before stirring for 1 hour. The settled phases were separated and the organic solution further treated with saturated brine (20ml). The brine phase was removed and toluene (2ml) added to the remaining organic phase to give a clear orange solution of 7-chloro-5-[[[2,3-difluorophenyl)methyl]thio]-3-(tetrahydro-2*H*-pyran-2-yl)thiazolo[4,5-*d*]pyrimidin-2-(3*H*)-one. (44.5ml).

(ii) To a portion of the clear orange solution (10ml) was added tetrahydrofuran (5ml), sodium carbonate (0.70g) and (D)-alaninol (0.49g). The stirred reaction mixture was heated to 60 °C for 1.5 hours and then further heated to 65 °C for 24 hours. Water (10ml) was added to the reaction mixture at 60 °C and stirring continued for 1 hour. The settled aqueous phase was removed and cyclohexane (15ml) added to the stirred reaction mixture over 1 hour at 60 °C, during which time the product crystallised. The resulting mixture was stirred at 60 °C for a further 2 hours, cooled to ambient temperature at 0.25 °C/min and then cooled to 0-5 °C. The crystallised product was isolated, washed twice with toluene (3ml), to afford the title compound as an off-white solid (1.15g).

¹H NMR: δ (DMSO-*d*₆) 7.50 (1H, br.s), 7.41 (1H, t), 7.33 (1H, m), 7.15 (1H, m), 5.54 (1H, d), 4.76 (1H, br.s), 4.44 (2H, s), 4.22 (1H, br.m), 4.00 (1H, d), 3.56 (1H, m), 3.43 (1H, m), 3.34 (1H, m), 2.71 (1H, m), 1.90 (1H, br.d), 1.62 (2H, br.d), 1.48 (2H, br.m), 1.10 (3H, d).

(e) **5-[[[2,3-difluorophenyl)methyl]thio]-7-[[[(1*R*)-2-hydroxy-1-methylethyl]amino]thiazolo[4,5-*d*]pyrimidin-2-(3*H*)-one**



To a stirred solution of 5-[[[(2,3-difluorophenyl)methyl]thio]-7-[[[(1R)-2-hydroxy-1-methylethyl]amino]-3-(tetrahydro-2H-pyran-2-yl)thiazolo[4,5-d]pyrimidin-2-(3H)-one (10.0g) in acetonitrile (200ml), water (36ml) and tetrahydrofuran (30ml) at 65 °C was added 1M hydrochloric acid (23.25ml) over 3 hours. The product crystallised during the addition
 5 time. The mixture was cooled to 25 °C and the product collected by filtration, washing firstly with water (30ml) then acetonitrile (30ml), to afford the title compound as an off-white solid (7.79g).

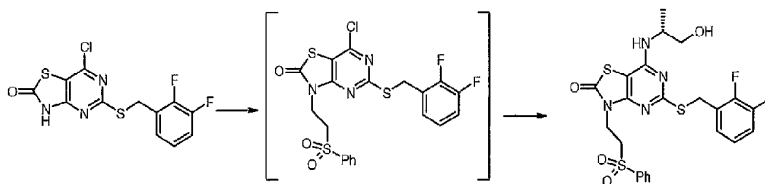
¹H NMR: δ (DMSO-d₆) 12.41 (1H, br.s), 7.35 (3H, m), 7.15 (1H, m), 4.73 (1H, m), 4.40 (2H, m), 4.21 (1H, br.m), 3.44 (1H, m), 3.37 (1H, m), 1.09 (3H, d).

10

Example 2

5-[[[(2,3-difluorophenyl)methyl]thio]-7-[[[(1R)-2-hydroxy-1-methylethyl]amino]thiazolo[4,5-d]pyrimidin-2-(3H)-one, potassium salt

(a) 5-[[[(2,3-difluorophenyl)methyl]thio]-7-[[[(1R)-2-hydroxy-1-methylethyl]amino]-3-
 15 [2-(phenylsulfonyl)ethyl]thiazolo[4,5-d]pyrimidin-2-(3H)-one



20

To a stirred suspension of 7-chloro-5-[[[(2,3-difluorophenyl)methyl]thio]thiazolo[4,5-d]pyrimidin-2-(3H)-one (31.62g), as prepared in Example 1 (c) above, in butyronitrile (150ml) at room temperature was added diisopropylethylamine (16ml, 1.0eq), forming a solution. A butyronitrile line wash was applied (10ml). Phenylvinylsulfone (20g, 1.3eq) was
 25 dissolved in butyronitrile (80ml) in a separate flask and this solution was added to the vessel, followed by a line wash with butyronitrile (70ml). The orange solution was heated to an internal temperature of 100°C. After 18 hours HPLC showed almost complete consumption of the starting material (3.36% 7-chloro-5-[[[(2,3-difluorophenyl)methyl]thio]thiazolo[4,5-d]pyrimidin-2-(3H)-one remained)*. At this point further diisopropylethylamine (16ml,

1.0eq) was added to the mixture at 50°C, followed by a small line wash of butyronitrile (5ml). D-alaninol (9.25mLs, 1.3eq) was added, followed by a line wash of butyronitrile (5ml). After 6.5 hrs HPLC showed almost complete conversion of the reaction intermediate (2.52% 7-chloro-5-[[[(2,3-difluorophenyl)methyl]thio]-3-[2-(phenylsulfonyl)ethyl]thiazolo[4,5-
5 d]pyrimidin-2-(3H)-one remained). The reaction was allowed to cool from 100 to 50°C over 6.5hrs and held at 50°C under nitrogen for 64 hrs. In order to get a homogeneous sample the reaction was re-heated to 100°C (1.19% 7-chloro-5-[[[(2,3-difluorophenyl)methyl]thio]-3-[2-(phenylsulfonyl)ethyl]thiazolo[4,5-d]pyrimidin-2-(3H)-one present by HPLC). The reaction was cooled from 100 to 50°C over 1 hr and water (200mLs) was added. A precipitate was
10 observed. The mixture was cooled from 50°C to 20°C over 2 hrs. The precipitate was 'aged' at 20°C for 1 hr and collected by filtration. The 'cake' was washed with 1:1 water/butyronitrile (70ml) twice, then with butyronitrile (35ml). The solid was then dried on the filter for 30mins, collected and dried in a vacuum oven overnight at 50°C. A pale yellow solid 5-[[[(2,3-difluorophenyl)methyl]thio]-7-[[[(1R)-2-hydroxy-1-methylethyl]amino]-3-[2-
15 (phenylsulfonyl)ethyl]thiazolo[4,5-d]pyrimidin-2-(3H)-one was obtained with 88% yield (44.33g, HPLC area = 98.75%).

¹H NMR: δ (DMSO-d₆) 1.09 (d, 3H), 1.25 (m, 1H), 3.37 (dq, 2H), 3.80 (t, 2H), 4.13 (t, 2H), 4.20 (m, 1H), 4.39 (s, 2H), 4.75 (t, 1H), 7.15 (m, 1H), 7.33 (m, 2H), 7.46 (d, 1H),
20 7.55 (t, 2H), 7.66 (t, 1H), 7.82 (d, 2H).

(b) Isolation of intermediate 7-chloro-5-[[[(2,3-difluorophenyl)methyl]thio]-3-[2-(phenylsulfonyl)ethyl]thiazolo[4,5-d]pyrimidin-2-(3H)-one

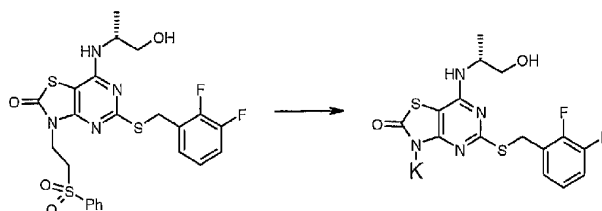
This may be achieved by following the process as outlined in (a) above but adding
25 water to mixture at 50°C (at point *). The mixture is then cooled to room temperature producing a precipitate which is isolated by filtration.

¹H NMR: δ (DMSO-d₆) 3.86 (t, 2H), 4.21 (t, 2H), 4.49 (s, 2H), 7.20 (m, 1H), 7.37 (m, 2H), 7.55 (t, 2H), 7.65 (t, 1H), 7.83 (d, 2H).

30

35

(c) Preparation of 5-[[2,3-difluorophenyl)methyl]thio]-7-[[1*R*]-2-hydroxy-1-methylethyl]amino]thiazolo[4,5-*d*]pyrimidin-2(3*H*)-one, potassium salt



5

To a stirred suspension of 5-[[2,3-difluorophenyl)methyl]thio]-7-[[1*R*]-2-hydroxy-1-methylethyl]amino]-3-[2-(phenylsulfonyl)ethyl]thiazolo[4,5-*d*]pyrimidin-2(3*H*)-one (2.0g, 1.0eq), as prepared in Example 2(a) above, in propan-2-ol (25.5ml) at room temperature under nitrogen, was added potassium *t*-butoxide (0.449, 1.05eq). The resulting suspension was heated to an internal temperature of 75-78°C (reflux). After 1.5 hours at this temperature, water (4.5ml) was added and the reaction became a solution. The reaction was reheated to 75-78°C before sampling for HPLC analysis. The sample showed almost complete consumption of the starting material (0.36% 5-[[2,3-difluorophenyl)methyl]thio]-7-[[1*R*]-2-hydroxy-1-methylethyl]amino]-3-[2-(phenylsulfonyl)ethyl]thiazolo[4,5-*d*]pyrimidin-2(3*H*)-one remained). The reaction was allowed to cool, seeded at 50°C with 5-[[2,3-difluorophenyl)methyl]thio]-7-[[1*R*]-2-hydroxy-1-methylethyl]amino] thiazolo[4,5-*d*]pyrimidin-2(3*H*)-one, potassium salt (2mgs) and then cooled to room temperature. The precipitate was 'aged' at room temperature for 1 hour before filtering. The cake was washed with propan-2-ol (3 x 4ml). The white solid was collected and dried in a vacuum oven overnight at 50°C. This process yielded 63% (0.96g) of a white solid which was of high purity (99.65% by HPLC area).

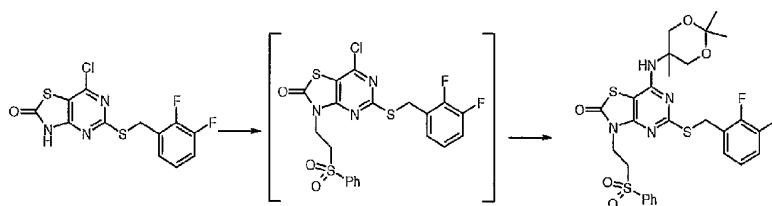
¹H NMR: δ (DMSO-*d*₆) 1.06 (d, 3H), 3.26-3.43 (m, 2H), 4.09 (quin, 1H), 4.34 (m, 2H), 4.65 (bs, 1H), 5.59 (d, 1H), 7.12 (q, 1H), 7.28 (q, 1H), 7.37 (t, 1H).

Alternatively, the compound of Example 1(e) may be reacted with potassium hydroxide to give the title compound.

25

Example 3**5-[[[(2,3-difluorophenyl)methyl]thio]-7-[[2-hydroxy-1-(hydroxymethyl)-1-methylethyl]amino]thiazolo[4,5-*d*]pyrimidin-2(3*H*)-one, sodium salt**

- (a) 5-[[[(2,3-difluorophenyl)methyl]thio]-3-[2-(phenylsulfonyl)ethyl]-7-[(2,2,5-trimethyl-1,3-dioxan-5-yl)amino]thiazolo[4,5-*d*]pyrimidin-2(3*H*)-one



To a stirred suspension of 7-chloro-5-[[[(2,3-difluorophenyl)methyl]thio]thiazolo[4,5-
 10 *d*]pyrimidin-2-(3*H*)-one, prepared as shown in Example 1, steps (a) to (c), (1.0g, 1.0eq) in
 butyronitrile (15ml) at room temperature under nitrogen, was added diisopropylethylamine
 (0.5ml, 1.0eq), forming a solution. Phenylvinylsulfone (0.63g, 1.3eq) was added to the
 vessel. The orange solution was heated to an internal temperature of 100°C. After 18 hours
 HPLC showed almost complete consumption of the starting material (0.93% 7-chloro-5-
 15 [[[(2,3-difluorophenyl)methyl]thio]thiazolo[4,5-*d*]pyrimidin-2-(3*H*)-one remained). At this
 point further diisopropylethylamine (0.5ml, 1.0eq) was added to the mixture at 50°C, followed
 by (2,2,5-trimethyl-1,3-dioxan-5-yl)amine (0.63g, 1.5eq). (2,2,5-trimethyl-1,3-dioxan-5-
 yl)amine is disclosed in J. Nat. Prod, 1999, 62, 963-968.

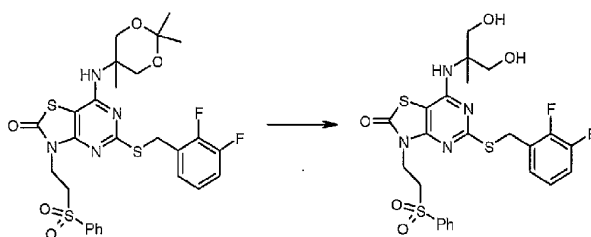
After over night stir at 100°C HPLC showed incomplete consumption of the reaction
 20 intermediate (32.56% 7-chloro-5-[[[(2,3-difluorophenyl)methyl]thio]-3-[2-
 (phenylsulfonyl)ethyl]thiazolo[4,5-*d*]pyrimidin-2-(3*H*)-one remained). A further portion of
 (2,2,5-trimethyl-1,3-dioxan-5-yl)amine (0.21g, 0.5eq) was added. The reaction took another 4
 days at 100°C by which time the HPLC showed <10% of the intermediate (7.80% 7-chloro-5-
 [[[(2,3-difluorophenyl)methyl]thio]-3-[2-(phenylsulfonyl)ethyl]thiazolo[4,5-*d*]pyrimidin-2-
 25 (3*H*)-one, as well as 13.42% of 5-[[[(2,3-difluorophenyl)methyl]thio]-7-[[2-hydroxy-1-
 (hydroxymethyl)-1-methylethyl]amino]-3-[2-(phenylsulfonyl)ethyl]thiazolo[4,5-*d*]pyrimidin-
 2(3*H*)-one where the acetonide had cleaved in situ). The reaction was allowed to cool from
 100 to 50°C. Whilst at 50°C water (10ml) was added. No precipitate was observed. The

layers were separated, organic layer washed further with water (10ml), dried over MgSO_4 , filtered and evaporated to dryness to give an orange oil.

Purification was achieved by chromatography over silica eluting with 20 – 30% ethyl acetate / hexane on silica to yield a white solid.

5 ^1H NMR: δ (DMSO- d_6) 1.27 (s, 3H), 1.33 (s, 3H), 1.36 (s, 3H), 3.67 (d, 2H), 3.82 (t, 2H), 4.14 (m, 4H), 4.38 (s, 2H), 7.20 (m, 2H), 7.34 (t, 2H), 7.54 (t, 2H), 7.66 (t, 1H), 7.81 (d, 2H).

(b) 5-[[2,3-difluorophenyl)methyl]thio]-7-[[2-hydroxy-1-(hydroxymethyl)-1-methylethyl]amino]-3-[2-(phenylsulfonyl)ethyl]thiazolo[4,5-*d*]pyrimidin-2(3H)-one

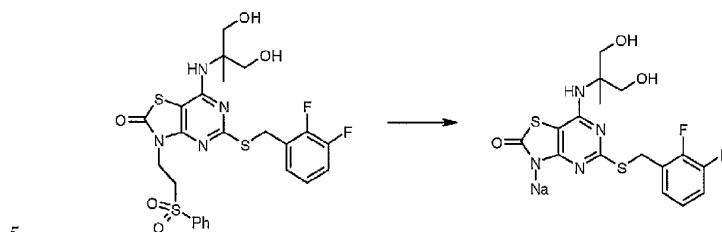


5-[[2,3-difluorophenyl)methyl]thio]-3-[2-(phenylsulfonyl)ethyl]-7-[(2,2,5-trimethyl-1,3-dioxan-5-yl)amino]thiazolo[4,5-*d*]pyrimidin-2(3H)-one (0.19g) was subjected to stirring under nitrogen with THF (2ml), and 1M HCl (2ml). After an hour stirring at room temperature HPLC revealed that the deprotection was complete (0.48% of the starting material remaining).

To the mixture was added *i*-propyl acetate (5ml) and water (2ml). The lower aqueous layer was removed and washed with a further two portions of *i*-propyl acetate (2 x 7.5ml). Combined organics were washed twice with water (2 x 10ml), dried over MgSO_4 , filtered and evaporated to give a white solid with 88% yield (0.156g).

25 ^1H NMR: δ (DMSO- d_6) 1.25 (s, 3H), 3.60 (m, 4H), 3.80 (t, 2H), 4.15 (t, 2H), 4.38 (s, 2H), 4.68 (t, 2H), 6.51 (s, 1H), 7.17 (m, 1H), 7.34 (t, 2H), 7.57 (t, 2H), 7.67 (t, 1H), 7.84 (d, 2H).

(c) **5-[[[(2,3-difluorophenyl)methyl]thio]-7-[[2-hydroxy-1-(hydroxymethyl)-1-methylethyl]amino]thiazolo[4,5-*d*]pyrimidin-2(3H)-one, sodium salt**



To 5-[[[(2,3-difluorophenyl)methyl]thio]-7-[[2-hydroxy-1-(hydroxymethyl)-1-methylethyl]amino]-3-[2-(phenylsulfonyl)ethyl]thiazolo[4,5-*d*]pyrimidin-2(3H)-one (0.15g, 1.0eq) was added sodium *t*-butoxide (0.028g, 1.1eq). The two solids were purged with nitrogen. Propan-2-ol (2ml) was added to give a suspension at room temperature. The reaction was heated to give a yellow solution. After 1 hour at reflux a sample was taken for HPLC analysis, which revealed completion (only 1.39% starting material remained). The reaction was cooled to room temperature and a precipitate was observed. The product was filtered and washed with propan-2-ol (~1ml). The collected white solid was dried in a vacuum oven at 40°C to yield 81% (0.091g).

15

¹H NMR: δ (DMSO-*d*₆) 1.22 (s, 3H), 3.40 (m, 2H), 3.56 (m, 2H), 4.35 (s, 2H), 4.80 (s, 1H), 5.05 (t, 2H), 7.17 (m, 1H), 7.36 (t, 2H).

Example 4

20 **5-[[[(2,3-difluorophenyl)methyl]thio]-7-[[2-hydroxy-1-(hydroxymethyl)-1-methylethyl]amino]thiazolo[4,5-*d*]pyrimidin-2(3H)-one, potassium salt**

To 5-[[[(2,3-difluorophenyl)methyl]thio]-7-[[2-hydroxy-1-(hydroxymethyl)-1-methylethyl]amino]thiazolo[4,5-*d*]pyrimidin-2(3H)-one (0.881g, 2.13mmol) in methanol (20ml) was added KOMe (0.165g, 2.34mmol, 1.1eq) and the mixture heated to reflux. Further methanol (10ml) was added to obtain a solution. The solution was allowed to cool and the solvent removed on a rotary evaporator and the resultant solid dried in vacuo. This gave the title compound (0.828g, 86%).

¹H NMR: δ (DMSO-*d*₆) 1.25 (3H, s), 3.52 (2H, m), 3.62 (2H, m), 4.37 (2H, s), 4.8-5.2

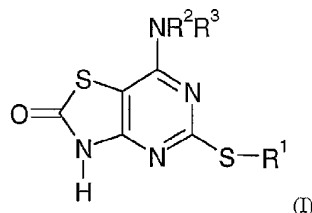
(2H, broad s), 5.06 (1H, s), 7.15 (1H, m), 7.38 (2H, m)

Alternatively, the compound of Example 3(c) may be reacted with potassium t-butoxide to give the title compound.

CLAIMS

1. A method for the preparation of a compound of formula (I) or a pharmaceutically acceptable salt or solvate thereof:

5



in which

R¹ represents a C₃-C₇ carbocyclic, C₁-C₈ alkyl, C₂-C₆ alkenyl or C₂-C₆ alkynyl group, each of
 10 the groups being optionally substituted by one or more substituent groups independently selected from halogen atoms, -OR⁴, -NR⁵R⁶, -CONR⁵R⁶, -COOR⁷, -NR⁸COR⁹, -SR¹⁰, -SO₂R¹⁰, -SO₂NR⁵R⁶, -NR⁸SO₂R⁹ or an aryl or heteroaryl group, both of which may be optionally substituted by one or more substituents independently selected from halogen atoms, cyano, nitro, -OR⁴, -NR⁵R⁶, -CONR⁵R⁶, -COOR⁷, -NR⁸COR⁹, -SR¹⁰, -SO₂R¹⁰,
 15 -SO₂NR⁵R⁶, -NR⁸SO₂R⁹, C₁-C₆ alkyl or trifluoromethyl groups;

R² and R³ each independently represent a hydrogen atom, or a C₃-C₇ carbocyclic, C₁-C₈ alkyl, C₂-C₆ alkenyl or C₂-C₆ alkynyl group, the latter four groups may be optionally substituted by one or more substituent groups independently selected from:

- (a) halogen atoms, -OR⁴, -NR⁵R⁶, -CONR⁵R⁶, -COOR⁷, -NR⁸COR⁹, -SR¹⁰, -SO₂R¹⁰,
 20 -SO₂NR⁵R⁶, -NR⁸SO₂R⁹;
 (b) a 3-8 membered ring optionally containing one or more atoms selected from O, S, NR⁸ and itself optionally substituted by C₁-C₃-alkyl or halogen; or
 (c) an aryl group or heteroaryl group each of which may be optionally substituted by one or more substituents independently selected from halogen atoms, cyano, nitro, -OR⁴, -NR⁵R⁶,
 25 -CONR⁵R⁶, -NR⁸COR⁹, -SO₂NR⁵R⁶, -NR⁸SO₂R⁹, C₁-C₆ alkyl and trifluoromethyl groups;

R⁴ represents hydrogen, C₁-C₆ alkyl or a phenyl group the latter two of which may be optionally substituted by one or more substituent groups independently selected from halogen atoms, phenyl, -OR¹¹ and -NR¹²R¹³

R⁵ and R⁶ independently represent a hydrogen atom or a C₁-C₆ alkyl or phenyl group the latter two of which may be optionally substituted by one or more substituent groups independently selected from halogen atoms, phenyl, -OR¹⁴ and -NR¹⁵R¹⁶, -CONR¹⁵R¹⁶, -NR¹⁵COR¹⁶, -SONR¹⁵R¹⁶, NR¹⁵SO₂R¹⁶

or

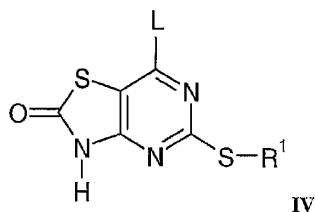
R⁵ and R⁶ together with the nitrogen atom to which they are attached form a 4- to 7-membered saturated heterocyclic ring system optionally containing a further heteroatom selected from oxygen and nitrogen atoms, which ring system may be optionally substituted by one or more substituent groups independently selected from phenyl, -OR¹⁴, -COOR¹⁴, -NR¹⁵R¹⁶, -CONR¹⁵R¹⁶, -NR¹⁵COR¹⁶, -SONR¹⁵R¹⁶, NR¹⁵SO₂R¹⁶ or C₁-C₆ alkyl, itself optionally substituted by one or more substituents independently selected from halogen atoms and -NR¹⁵R¹⁶ and -OR¹⁷ groups;

R¹⁰ represents a hydrogen atom or a C₁-C₆-alkyl or a phenyl group, the latter two of which may be optionally substituted by one or more substituent groups independently selected from halogen atoms, phenyl, -OR¹⁷ and -NR¹⁵R¹⁶; and

each of R⁷, R⁸, R⁹, R¹¹, R¹², R¹³, R¹⁴, R¹⁵, R¹⁶, R¹⁷ independently represents a hydrogen atom

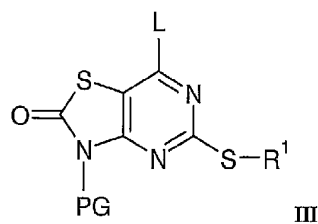
or a C₁-C₆ alkyl, or a phenyl group.

which method comprises contacting



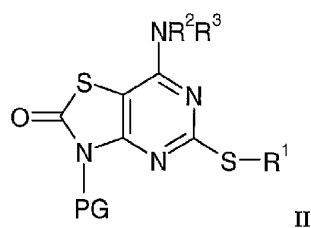
wherein L is a leaving group

with a thiazole nitrogen protecting group reagent under appropriate reaction conditions to form a compound of the formula



wherein PG is a protecting group,

- 5 reacting the compound of formula III with an amine of formula HNR^2R^3
to form a compound of formula



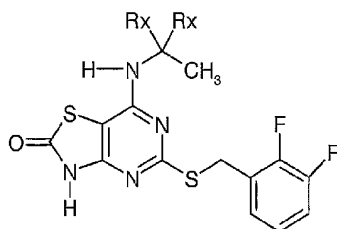
and deprotection of the compound of formula II to give a compound of the formula I, and

- 10 simultaneous or sequential conversion to a pharmaceutically acceptable salt or solvate thereof.

2. A method as claimed in claim 1 and wherein R^1 represents an optionally substituted benzyl group.

- 15 3. A method as claimed in claim 1 or claim 2 and wherein one of R^2 or R^3 is hydrogen and the other is $\text{C}_1\text{-C}_8$ alkyl substituted by hydroxy and one or more methyl or ethyl groups.

4. A method as claimed in claim 1 for the preparation of compounds of the formula Ia

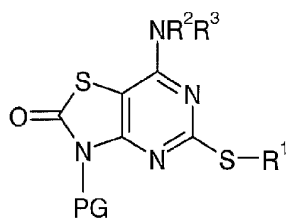
**Ia**

5

wherein each R^x is independently selected from hydrogen, a C_{1-4} alkyl group optionally substituted by hydroxy, amino, $-O-C_{1-4}$ alkyl, $-S-C_{1-4}$ alkyl, $-N-C_{1-4}$ alkyl, $-NHSO_2R$, or $-CONR_2$ and provided that both R^x are not hydrogen or amino.

- 10 5. A method as claimed in claim 1 wherein each R^x is independently selected from hydrogen and hydroxymethyl, provided that both R^x are not hydrogen.

6. A compound of the formula

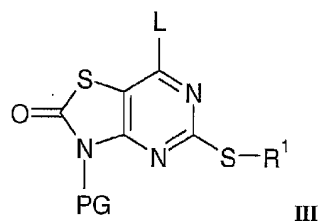
**II**

15

or a pharmaceutically acceptable salt or solvate thereof and wherein PG, R^2 , R^3 and R^1 have the meanings stated in claim 1.

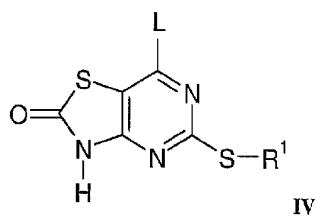
20

7. A compound of the formula



5 or a pharmaceutically acceptable salt or solvate thereof and wherein PG, L and R¹ have the meanings stated in claim 1.

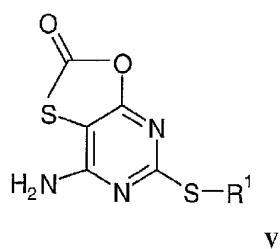
8. A compound of the formula



10

or a pharmaceutically acceptable salt or solvate thereof and wherein L is a leaving group other than chlorine and R¹ has the meaning stated in claim 1.

15 9. A compound of the formula



2004296241 25 Sep 2008

or a pharmaceutically acceptable salt or solvate thereof and wherein R¹ has the meaning stated in claim 1.

10. A compound selected from

5 5-[[[(2,3-difluorophenyl)methyl]thio]-7-[[[(1R)-2-hydroxy-1-methylethyl]amino]thiazolo[4,5-*d*]pyrimidin-2(3H)-one, potassium salt;

5-[[[(2,3-difluorophenyl)methyl]thio]-7-[[[2-hydroxy-1-(hydroxymethyl)-1-methylethyl]amino]thiazolo[4,5-*d*]pyrimidin-2(3H)-one, sodium salt; and

10 5-[[[(2,3-difluorophenyl)methyl]thio]-7-[[[2-hydroxy-1-(hydroxymethyl)-1-methylethyl]amino]thiazolo[4,5-*d*]pyrimidin-2(3H)-one, potassium salt.

11. A method according to claim 1, substantially as hereinbefore described with reference to any one of the examples.

15