

[54] OIL LAMP

[75] Inventor: David R. Perkins, Manchester, Mass.

[73] Assignee: Glass Dimensions, Inc., Essex, Mass.

[\*\*] Term: 14 Years

[21] Appl. No.: 896,829

[22] Filed: Aug. 15, 1986

[52] U.S. Cl. .... D26/9

[58] Field of Search ..... D26/6-23; 431/288-298, 302, 311, 310, 320, 323, 324, 125, 126; 362/161, 162, 163; D7/17; D11/143, 144, 146, 149, 155; D9/349-355, 362, 363, 364, 430

[56] References Cited

U.S. PATENT DOCUMENTS

- D. 197,984 4/1964 Ellis ..... D26/19
- D. 243,709 3/1977 Moore ..... D26/11
- D. 272,504 2/1984 Angelakos ..... D7/17
- D. 280,443 9/1985 Boss ..... D26/9

- D. 281,279 11/1985 Perkins ..... D26/11
- 1,608,518 11/1926 Minrath ..... 431/126
- 1,761,299 6/1930 Heisey ..... D26/22 X

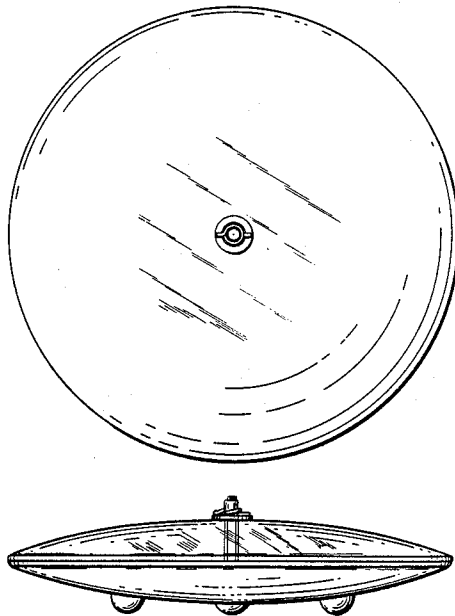
Primary Examiner—Susan J. Lucas  
Attorney, Agent, or Firm—Nutter, McClennen & Fish

[57] CLAIM

The ornamental design for an oil lamp, as shown and described.

DESCRIPTION

FIG. 1 is a top plan view of an oil lamp embodying my new design;  
 FIG. 2 is a side elevational view thereof, the opposite side being substantially a mirror-image but for the view of the feet;  
 FIG. 3 is a fragmentary side elevational view thereof as seen from the right of FIG. 2 with the wall of the lamp broken away to show the interior wick structure, the side seen from the left of FIG. 2 being a mirror-image;  
 FIG. 4 is a bottom plan view thereof on a reduced scale.



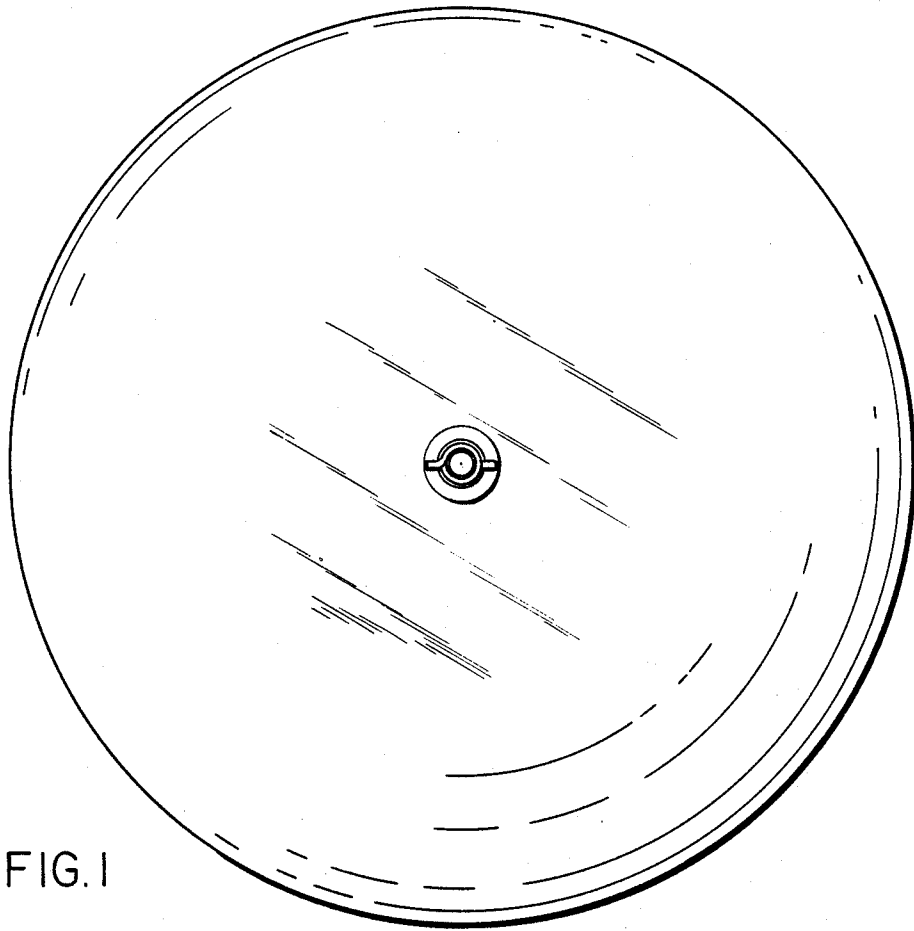


FIG. 1




FIG. 2




FIG. 3

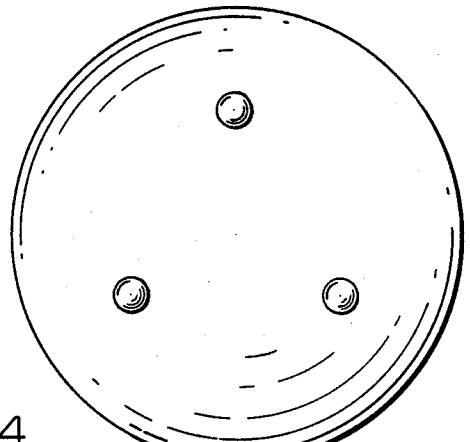


FIG 4