



US00D632696S

(12) **United States Design Patent**
Koh et al.

(10) **Patent No.:** **US D632,696 S**

(45) **Date of Patent:** **** Feb. 15, 2011**

(54) **BIOMETRIC SECURITY MEMORY STORAGE CARD**

(75) Inventors: **Wei-hu Koh**, Irvine, CA (US); **Haitao Liu**, Wuxi (CN); **Shenyu Ran**, Chongqing (CN)

(73) Assignee: **Gainteam Holdings Limited**, Hong Kong (HK)

(**) Term: **14 Years**

(21) Appl. No.: **29/354,934**

(22) Filed: **Jan. 29, 2010**

(51) **LOC (9) Cl.** **14-02**

(52) **U.S. Cl.** **D14/436**

(58) **Field of Classification Search** D14/435-437, D14/478-480, 485-495, 474; D13/182; 369/275.1-275.5, 44.26, 284, 286, 100, 52.1, 369/272, 273, 280-288; 283/81; 720/718; 435/6, 287.2; 604/891.1; 216/2; D11/80; 235/492, 488; 361/737

See application file for complete search history.

(56) **References Cited**

U.S. PATENT DOCUMENTS

D277,858	S	*	3/1985	Takahashi et al.	D14/480
D278,242	S	*	4/1985	Saito	D14/479
D287,253	S	*	12/1986	Satake	D18/12
5,031,026	A	*	7/1991	Ueda	257/679
5,469,506	A	*	11/1995	Berson et al.	713/186
D374,870	S	*	10/1996	Gaumet	D14/436
D375,303	S	*	11/1996	Gaumet	D14/436
D379,006	S	*	4/1997	Gaumet	D14/436
5,660,568	A	*	8/1997	Moshayedi	439/654
5,691,882	A	*	11/1997	Ma	361/679.32
6,567,273	B1	*	5/2003	Liu et al.	361/737
7,040,919	B2	*	5/2006	Yao	439/502

D526,651	S	*	8/2006	Hoogerdijk	D14/436
7,136,288	B2	*	11/2006	Hoogerdijk	361/737
7,151,673	B2	*	12/2006	Le et al.	361/737
D553,130	S	*	10/2007	Fiorentino et al.	D14/356
D558,199	S	*	12/2007	Fiorentino et al.	D14/356
D562,817	S	*	2/2008	Fiorentino et al.	D14/356
7,407,393	B2	*	8/2008	Ni et al.	439/131
D590,400	S	*	4/2009	Hoogerdijk	D14/436
7,558,069	B2	*	7/2009	Chung	361/737
7,644,867	B2	*	1/2010	Lin et al.	235/486
2005/0090133	A1	*	4/2005	Ma	439/131
2005/0204086	A1	*	9/2005	Le et al.	710/301
2007/0073619	A1	*	3/2007	Smith	705/41

* cited by examiner

Primary Examiner—Susan Moon Lee

(74) *Attorney, Agent, or Firm*—Baker & McKenzie LLP

(57) **CLAIM**

We claim the ornamental design for a biometric security memory storage card, as shown and described.

DESCRIPTION

FIG. 1 is a front view of a biometric security memory storage card in accordance with our design;

FIG. 2 is a back view of the card shown in FIG. 1;

FIG. 3 is a top view of the card shown in FIGS. 1-2;

FIG. 4 is a bottom view of the card shown in FIGS. 1-3;

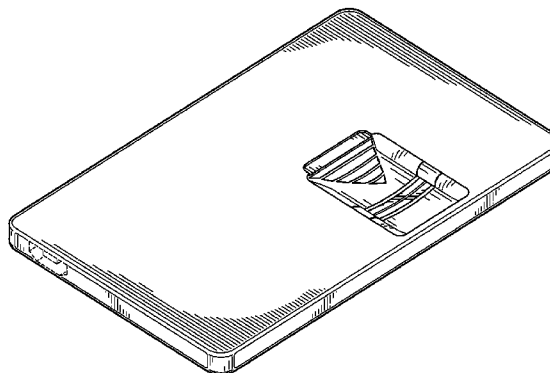
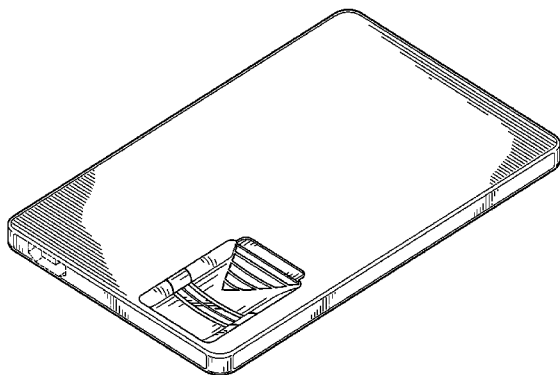
FIG. 5 is a right side view of the card shown in FIGS. 1-4;

FIG. 6 is a left side view of the card shown in FIGS. 1-5;

FIG. 7 is a perspective view of the card shown in FIGS. 1-6; and,

FIG. 8 is a second embodiment of FIG. 1, the only difference being the placement of the recessed area along a different side of the card, it being understood that all other surfaces are the same of those of the first embodiment.

1 Claim, 4 Drawing Sheets



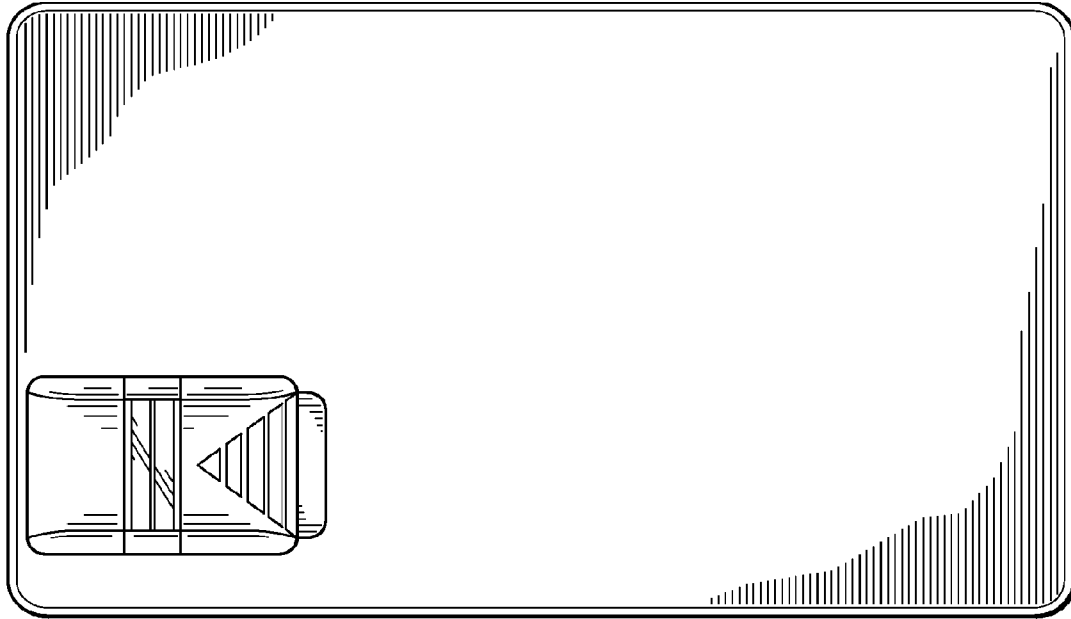


FIG. 1




FIG. 2



FIG. 3



FIG. 4




FIG. 5




FIG. 6

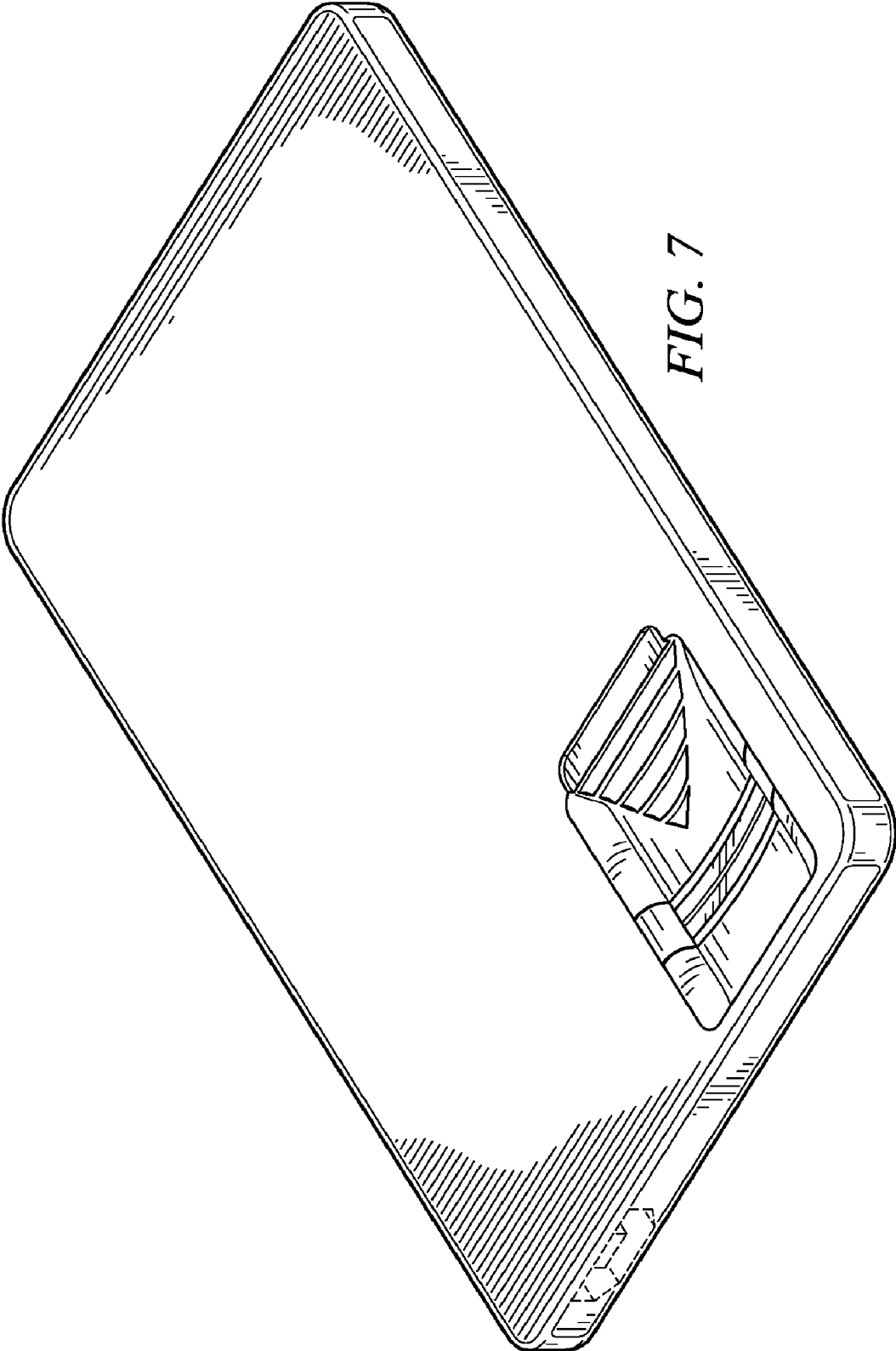


FIG. 7

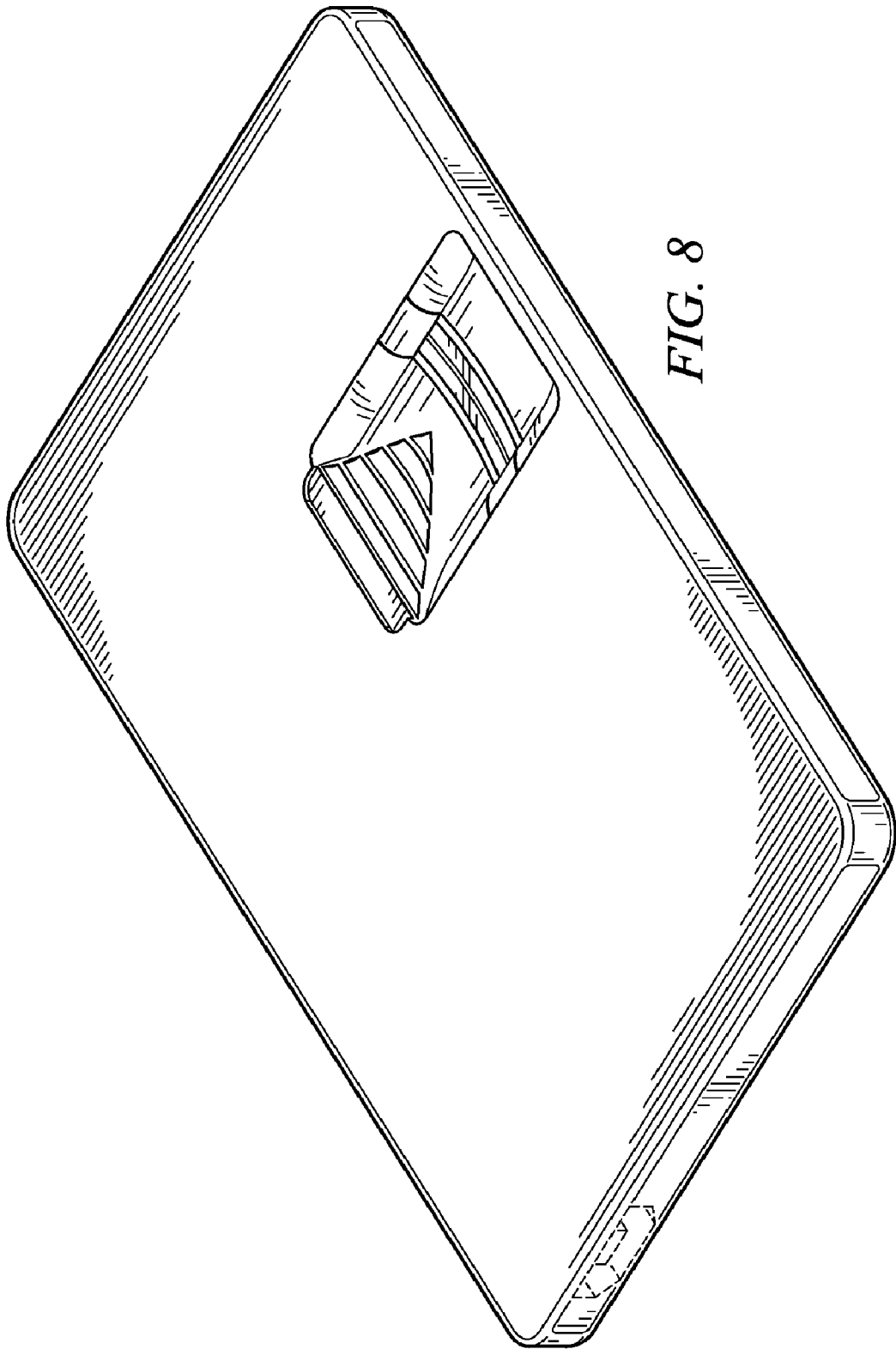


FIG. 8