



US00D972776S

(12) **United States Design Patent** (10) **Patent No.:** **US D972,776 S**  
**Lin** (45) **Date of Patent:** **\*\* Dec. 13, 2022**

(54) **RAZOR HEAD**  
(71) Applicant: **Foshan Yingjili Electrical Equipment Co., Ltd., Guangdong (CN)**  
(72) Inventor: **Zhenrong Lin, Guangdong (CN)**  
(\*\*) Term: **15 Years**  
(21) Appl. No.: **29/776,822**  
(22) Filed: **Apr. 1, 2021**  
(30) **Foreign Application Priority Data**

D961,847 S \* 8/2022 Walker, Jr. .... D28/47  
D961,849 S \* 8/2022 Brissett ..... D28/47  
2016/0199991 A1 \* 7/2016 Nicholas ..... B26B 21/443  
30/538  
2016/0279815 A1 \* 9/2016 Washington ..... B26B 21/4068  
2016/0279816 A1 \* 9/2016 Bruno ..... B26B 21/222  
2016/0279817 A1 \* 9/2016 Washington ..... B26B 21/227  
2018/0361604 A1 \* 12/2018 Bozikis ..... B26B 21/227  
2019/0299457 A1 \* 10/2019 Long ..... B26B 21/4012  
2020/0368927 A1 \* 11/2020 O'Connor ..... B26B 21/222  
2021/0016458 A1 \* 1/2021 Peterson ..... B26B 21/227  
2021/0086379 A1 \* 3/2021 Brette ..... B26B 19/388  
2021/0146560 A1 \* 5/2021 Panagiotopoulou .....  
B26B 21/4056  
2021/0192434 A1 \* 6/2021 Brette ..... B26B 21/4087  
2022/0241995 A1 \* 8/2022 Washington ..... B26B 21/4012

\* cited by examiner

Dec. 25, 2020 (CN) ..... 202030804383.4

(51) **LOC (13) Cl.** ..... **28-03**  
(52) **U.S. Cl.**  
USPC ..... **D28/47**  
(58) **Field of Classification Search**  
USPC ..... D28/46-48  
CPC ..... B26B 21/00; B26B 21/08; B26B 21/22;  
B26B 21/40; B26B 21/4012; B26B  
21/4018; B26B 21/4025; B26B 21/4037;  
B26B 21/4068; B26B 21/4075  
See application file for complete search history.

*Primary Examiner* — Alison M Ofstun  
(74) *Attorney, Agent, or Firm* — Prakash Nama; Global IP Services, PLLC

(57) **CLAIM**  
The ornamental design for a razor head, as shown.


**DESCRIPTION**

FIG. 1 is a front elevational view of a razor head showing my new design;  
FIG. 2 is a rear elevational view thereof;  
FIG. 3 is an enlarged left side view thereof;  
FIG. 4 is an enlarged right side view thereof;  
FIG. 5 is a top plan view thereof;  
FIG. 6 is a bottom plan view thereof;  
FIG. 7 is a perspective view thereof; and,  
FIG. 8 is another perspective view thereof.

(56) **References Cited**  
U.S. PATENT DOCUMENTS

9,539,734 B1 \* 1/2017 Bozikis ..... B26B 21/4012  
D816,906 S \* 5/2018 Zucker ..... D28/47  
D843,059 S \* 3/2019 Lettenberger ..... D28/47  
D908,285 S \* 1/2021 Cataudella ..... D28/47  
D921,984 S \* 6/2021 Brissett ..... D28/47  
11,235,485 B2 \* 2/2022 Kallivretaki ..... A61K 8/86

**1 Claim, 8 Drawing Sheets**



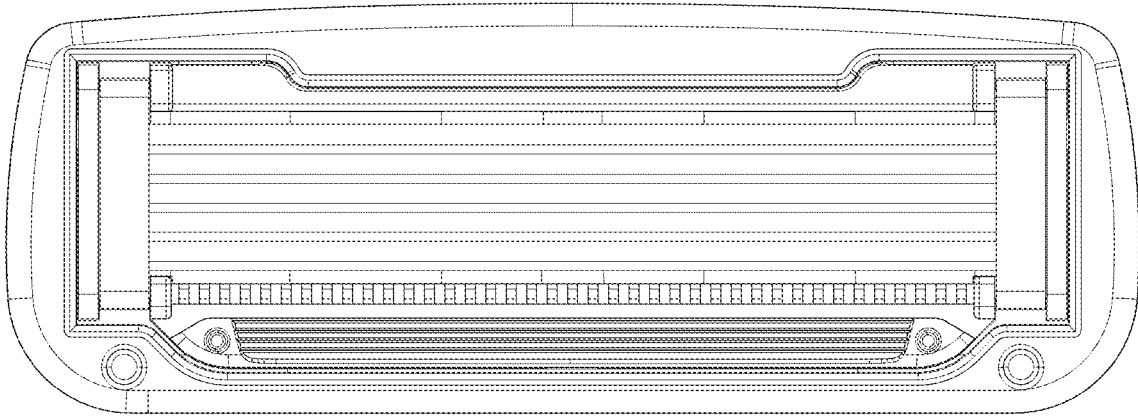


FIG. 1

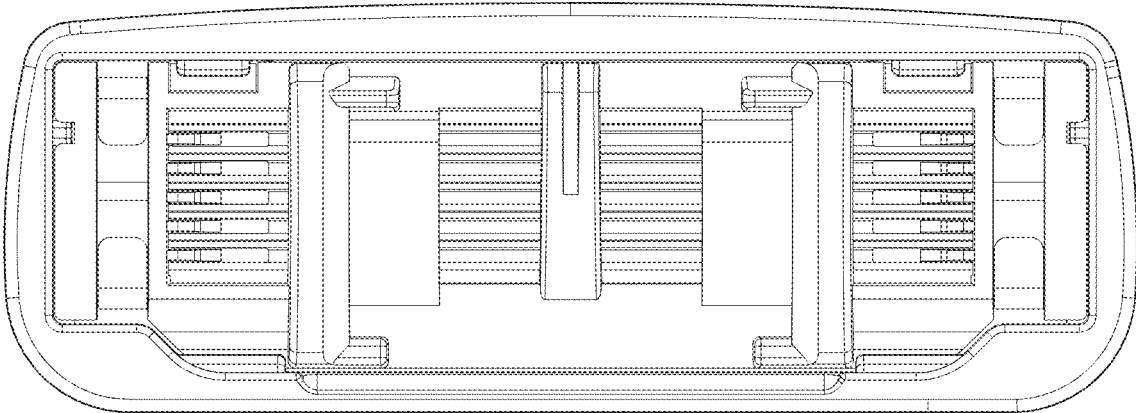


FIG. 2




FIG. 3




FIG. 4

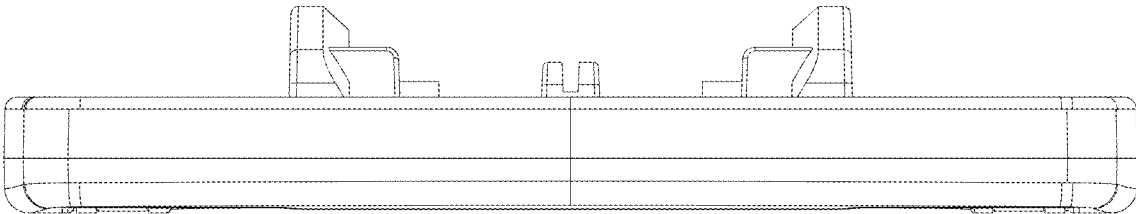


FIG. 5

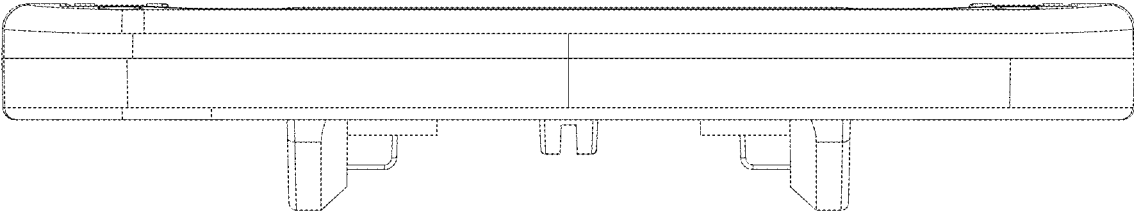


FIG. 6




FIG. 7

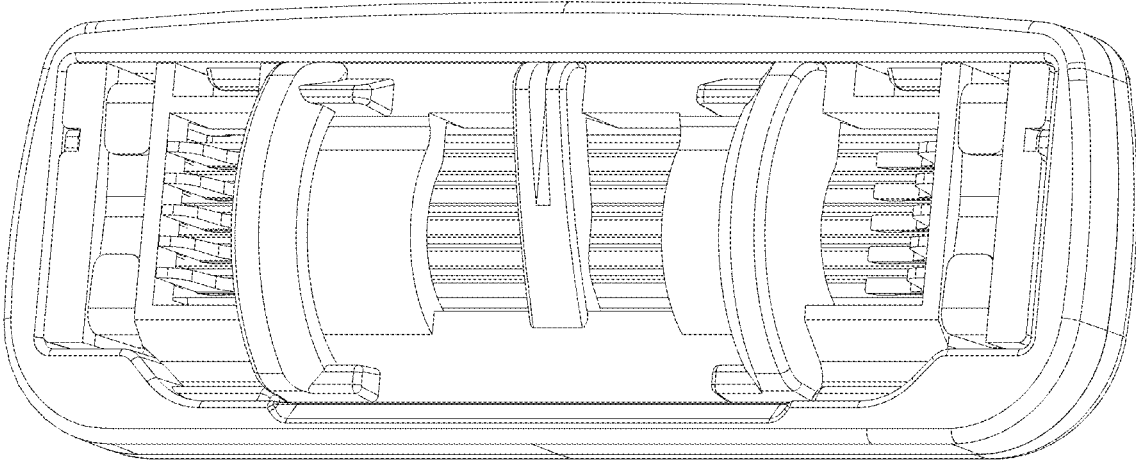


FIG. 8