



US00D435203S

United States Patent [19]

[11] **Patent Number: Des. 435,203**

Roser et al.

[45] **Date of Patent: ** Dec. 19, 2000**

[54] **GARDEN TOOL**

3,592,272 7/1971 Perez 172/375
5,004,053 4/1991 Martell 172/375

[75] Inventors: **Michael O. Roser; Kelly C. Sheehan,**
both of Bellevue, Wash.

Primary Examiner—Robin V. Taylor
Attorney, Agent, or Firm—Gardens Work, Inc.; Michael O.
Roser; Kelly C. Sheehan

[73] Assignee: **Garden Works, Inc.,** Bellevue, Wash.

[**] Term: **14 Years**

[57] CLAIM

[21] Appl. No.: **29/118,971**

We claim the ornamental design for a garden tool, as shown.

[22] Filed: **Feb. 18, 2000**

DESCRIPTION

[51] **LOC (7) Cl.** **08-01**

[52] **U.S. Cl.** **D8/11; D8/9**

[58] **Field of Search** D8/1, 7, 9, 11,
D8/13; 172/371, 375; 7/114; 294/1.4, 19.1;
30/314, 315

FIG. 1 is an oblique perspective view of a preferred embodiment of our design for a garden tool;
FIG. 2 is an enlarged front elevation thereof;
FIG. 3 is a rear elevation thereof;
FIG. 4 is a left side elevation thereof;
FIG. 5 is a right side elevation thereof;
FIG. 6 is a top plan view thereof; and,
FIG. 7 is a bottom view thereof.

[56] References Cited

U.S. PATENT DOCUMENTS

215,077 5/1879 Stone 172/375
D. 374,382 10/1996 Smith D8/13
2,795,045 6/1957 Taylor 172/375

The handle of the tool is shown fragmented in FIGS. 2–5 for clarity of illustration.

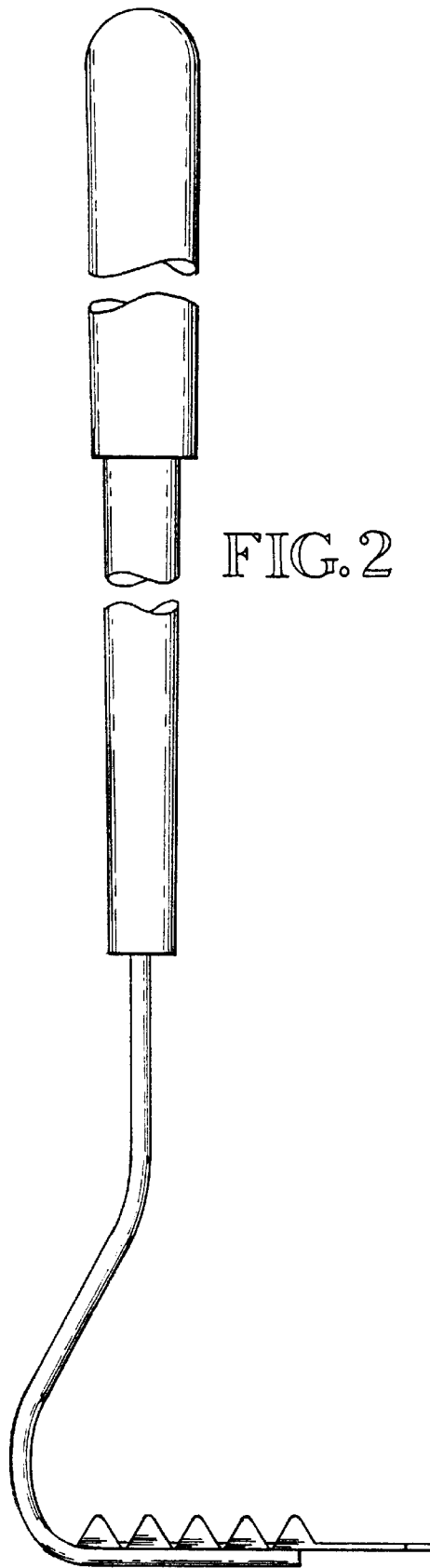
1 Claim, 3 Drawing Sheets



FIG. 1



FIG. 2



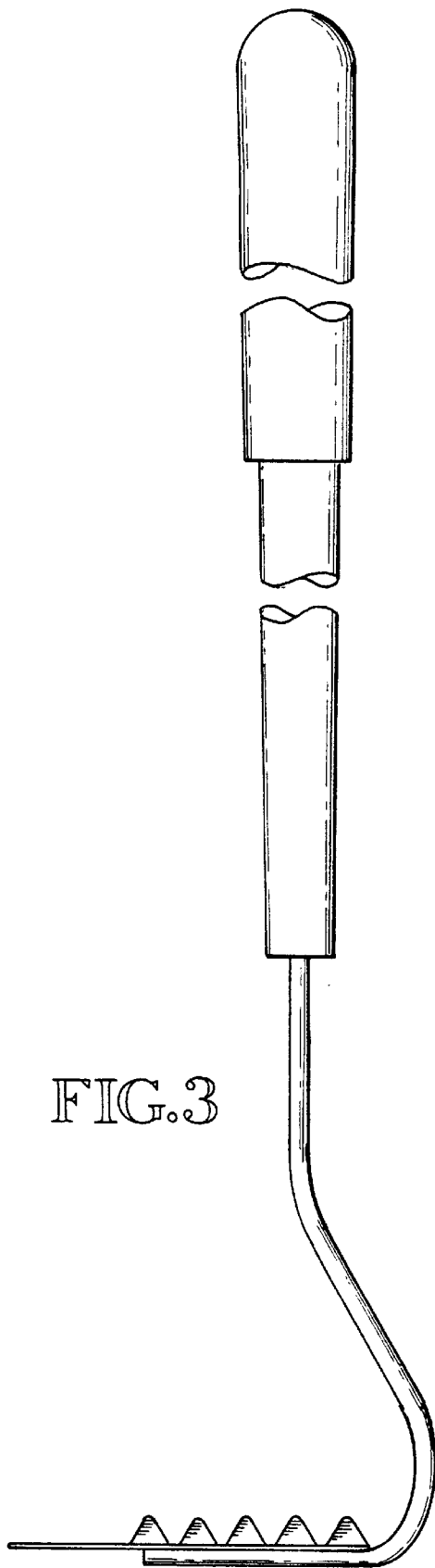


FIG. 3

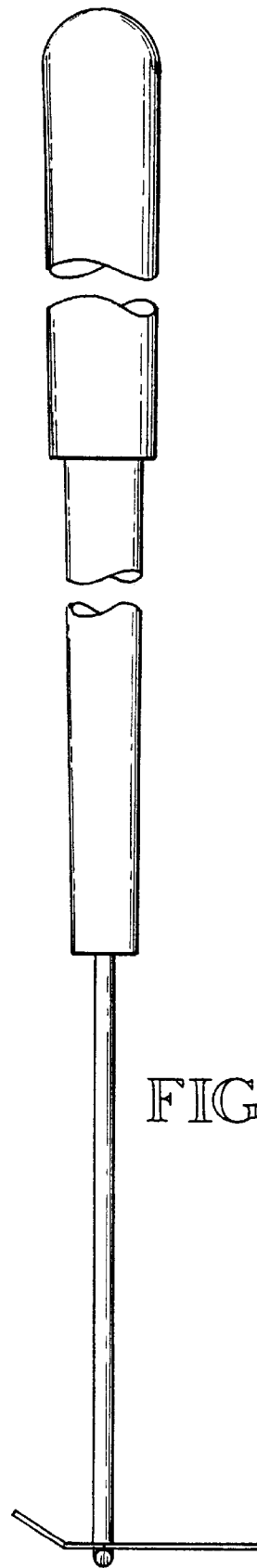


FIG. 4

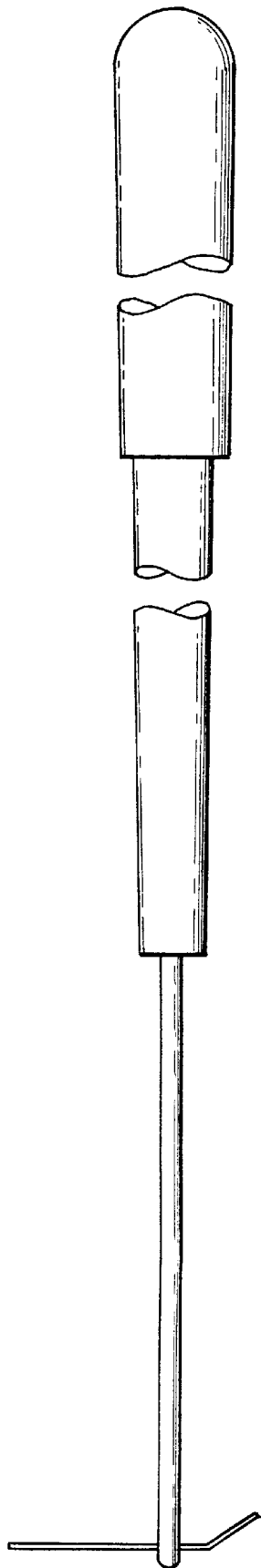


FIG. 5

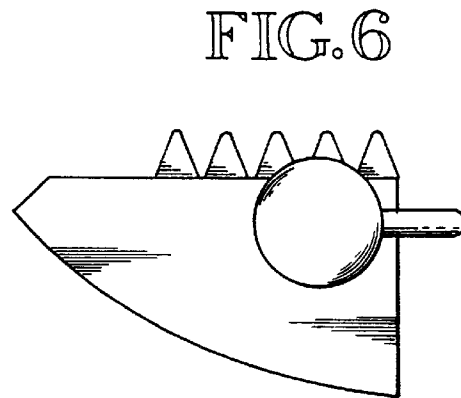


FIG. 6

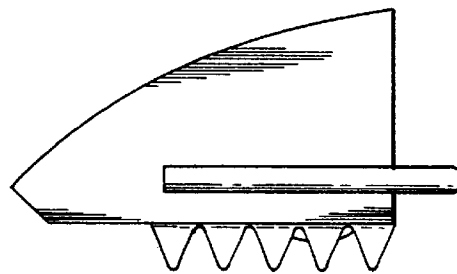


FIG. 7