

(No Model.)

J. R. ROBERTS & E. F. CURRY.
SKATE SHARPENER.

No. 555,974.

Patented Mar. 10, 1896.

Fig. 1.

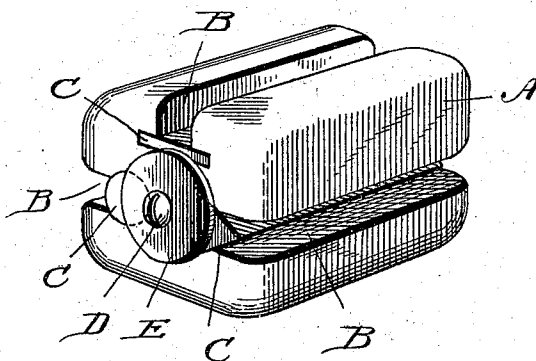


Fig. 2.

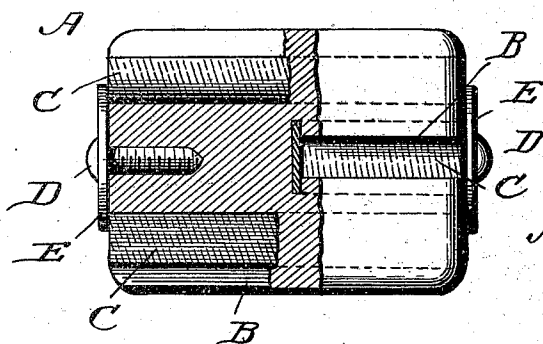
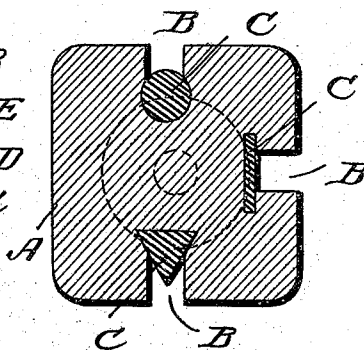


Fig. 3.



Witnesses
"H. H. Sheldon"
Geo. R. Hamilton

Inventors:
James Russell Roberts,
Edgar Fagon Curry,
per
Rhea G. Davis
Attorney

UNITED STATES PATENT OFFICE.

JAMES RUSSELL ROBERTS AND EDGAR FAGON CURRY, OF KEOKUK, IOWA.

SKATE-SHARPENER.

SPECIFICATION forming part of Letters Patent No. 555,974, dated March 10, 1896.

Application filed December 7, 1895. Serial No. 571,381. (No model.)

To all whom it may concern:

Be it known that we, JAMES RUSSELL ROBERTS and EDGAR FAGON CURRY, citizens of the United States, residing at Keokuk, in the county of Lee and State of Iowa, have invented certain new and useful Improvements in Skate-Sharpeners; and we do declare the following to be a full, clear, and exact description of the invention, such as will enable others skilled in the art to which it appertains to make and use the same, reference being had to the accompanying drawings, and to the letters of reference marked thereon, which form a part of this specification.

Our invention relates to those skate-sharpeners adapted for use upon several different forms of skate-runners. Heretofore skate-sharpeners of this class have generally comprised a suitable holder and a single multi-faced file removably held therein. The objection to these devices is that the file has to be readjusted when it is desired to sharpen a different form of skate-runner.

The object of our invention is to provide an improved tool adapted for sharpening several different forms of skate-runners, but without necessitating preliminary adjustment of any kind, and which will be so compact that it may be conveniently carried in the pocket ready for immediate use.

The invention consists of a body portion or holder, which carries a plurality of individual sharpening devices seated in guide-grooves, each sharpening device being adapted to operate upon a particular form of skate-runner.

In the accompanying drawings, Figure 1 represents a perspective view of our complete invention; Fig. 2, a plan view partly in section, and Fig. 3 a view in cross-section.

A represents the holder or body portion of the tool. This body may be constructed of any suitable material, some variety of hard wood—as, for instance, oak, sycamore, or maple—being preferred, so that it will better stand usage. Its longitudinal sides are provided with recesses or guide-grooves B, which are of such depth and width as to properly receive the skate-runner. At the bottoms of these grooves are provided seats that receive and snugly hold files C, which are inserted by being slid longitudinally therein from either end of the holder. These files are preferably of the same length as the holder, and are held

firmly clamped in position therein by means of screws D and washers E. The washers overlap the ends of the files in such a manner that one washer serves to retain all these files in place against endwise movement.

In the drawings we have shown three varieties of files—flat, triangular, and round—to operate upon flat, V-grooved, and concave runners, respectively.

The runner of the skate to be sharpened is inserted in the groove in which is seated the proper file, and the whole tool is then reciprocated until the runner has been properly sharpened.

When a file becomes worn through use, the screws and washers may be removed, the worn file slid out of its seat, turned over to present its unworn face and replaced again in its seat, or a new file may be substituted for it.

Having thus described our invention, what we claim as new, and desire to secure by Letters Patent, is—

1. A skate-sharpener, comprising a holder provided with a series of longitudinal guide-grooves extending from end to end of the holder and adapted to receive the skate-runner, a different form or style of file seated in each guide-groove, a washer at each end of the holder, and binding on the extremities of all of the files, and means for holding the washers in position, whereby displacement of the files is prevented.

2. A skate-sharpener, comprising a holder having a plurality of sides each provided with a longitudinal guide-groove extending from end to end of the holder and adapted for the reception of the skate-runner, different forms or styles of files situated in enlarged seats at the bottom of the respective guide-grooves, a washer at each end of the holder and overlapping and binding upon the ends of all the files, and a screw for holding each washer in position whereby displacement of the files is prevented.

In witness whereof we affix our signatures in presence of two witnesses.

JAMES RUSSELL ROBERTS.
EDGAR FAGON CURRY.

Witnesses:

THOMAS TIGUE,
JAMES BROADUS.