



US0D1069220S

(12) **United States Design Patent**
Jin

(10) **Patent No.:** **US D1,069,220 S**

(45) **Date of Patent:** **** Apr. 1, 2025**

(54) **LAMPSHADE**

(71) Applicant: **Congyuan Jin**, Suizhou (CN)

(72) Inventor: **Congyuan Jin**, Suizhou (CN)

(**) Term: **15 Years**

(21) Appl. No.: **29/856,567**

(22) Filed: **Oct. 14, 2022**

(51) **LOC (15) Cl.** **26-05**

(52) **U.S. Cl.**
USPC **D26/118**

(58) **Field of Classification Search**

USPC D26/84, 85, 86, 88, 89, 118, 128, 122,
D26/123, 124, 129, 130, 134, 135, 136,
D26/137, 152; D16/136–137
CPC F21V 1/00; F21V 1/02; F21V 1/12; F21V
1/14; F21V 3/02; F21V 3/049; F21V
21/008; F21V 14/08; F21V 9/00; F21V
9/008; F21S 8/06; F21S 8/026; F21S
10/02; F21W 2131/406

See application file for complete search history.

(56) **References Cited**

U.S. PATENT DOCUMENTS

D56,259 S *	9/1920	Senger	D26/124
D120,903 S *	6/1940	Arenberg	D26/124
D367,829 S *	3/1996	Takigawa	D10/132
D678,598 S *	3/2013	Wu	D26/120
D710,048 S *	7/2014	Randolph	D26/120
D865,038 S *	10/2019	Sandvik	D16/237
D917,413 S *	4/2021	DeMaio	D10/22
D946,816 S *	3/2022	Zheng	D26/118
D952,935 S *	5/2022	Zhang	D26/128
D979,125 S *	2/2023	Yu	D26/124
D982,225 S *	3/2023	Wu	D26/128
D982,819 S *	4/2023	Liu	D26/124
D994,212 S *	8/2023	Zhang	D26/118

FOREIGN PATENT DOCUMENTS

CN	307341025	*	5/2022
CN	307771302	*	1/2023

OTHER PUBLICATIONS

“Godox AK-R11 Dome Diffuser”, available in Amazon.com, first available Aug. 7, 2019, site visited Oct. 15, 2024, Internet URL: <https://www.amazon.com/dp/B07W5SFBFLF> (Year: 2019).*

“TR-09 Magnetic Round Head Flash Accessory Kit”, available in Amazon.com, first available Aug. 5, 2021, site visited Oct. 15, 2024, Internet URL: <https://www.amazon.com/dp/B09BZ4LL3T> (Year: 2021).*

* cited by examiner

Primary Examiner — Justin M Jonaitis

Assistant Examiner — Anthony Vincent Rotolo

(74) *Attorney, Agent, or Firm* — Birchwood IP

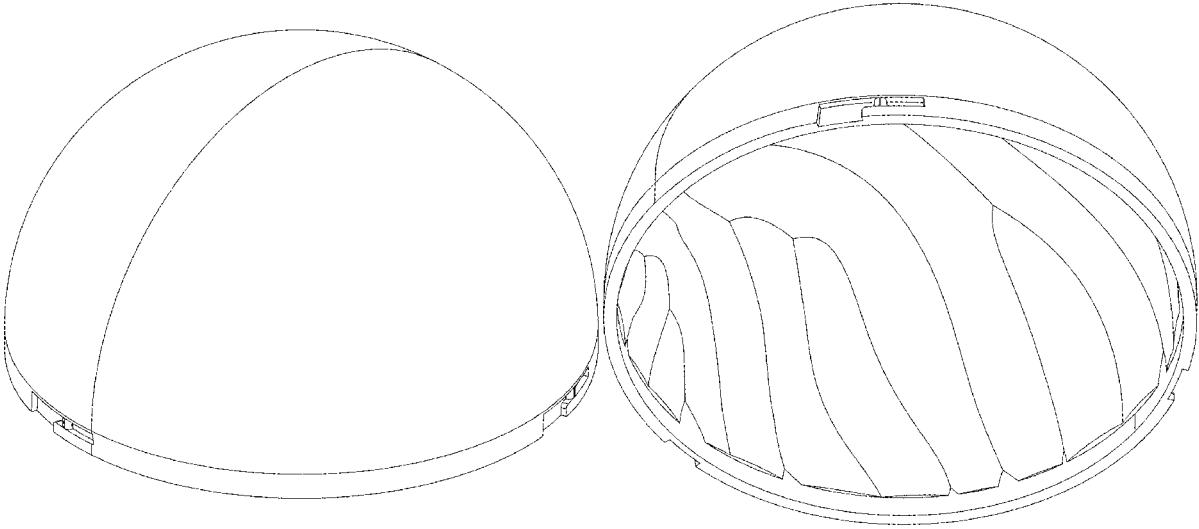
(57) **CLAIM**

The ornamental design for a lampshade, as shown and described.

DESCRIPTION

FIG. 1 is a front, right and top perspective view of a lampshade, showing my new design;
FIG. 2 is a rear, left and bottom perspective view thereof;
FIG. 3 is a front view thereof;
FIG. 4 is a rear view thereof;
FIG. 5 is a left side view thereof;
FIG. 6 is a right side view thereof;
FIG. 7 is a top plan view thereof; and,
FIG. 8 is a bottom plan view thereof.

1 Claim, 8 Drawing Sheets



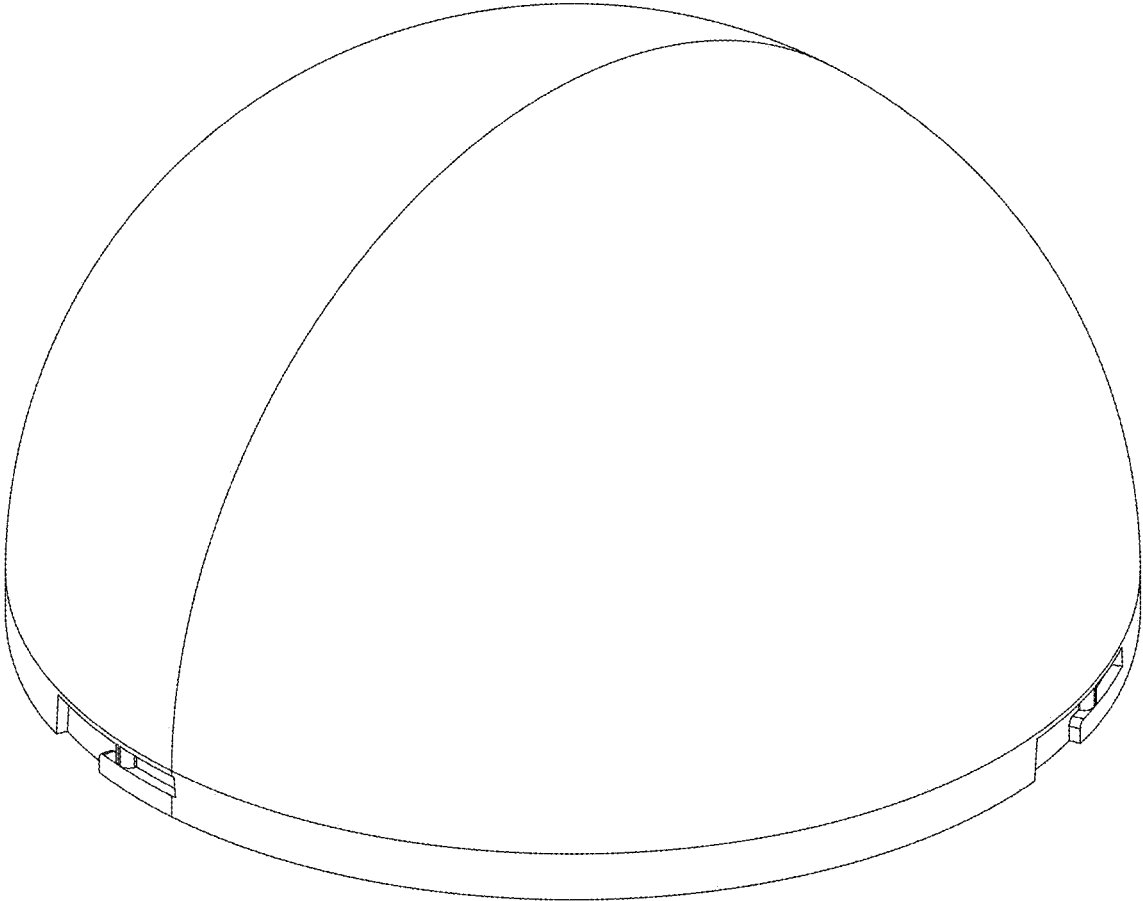


FIG. 1

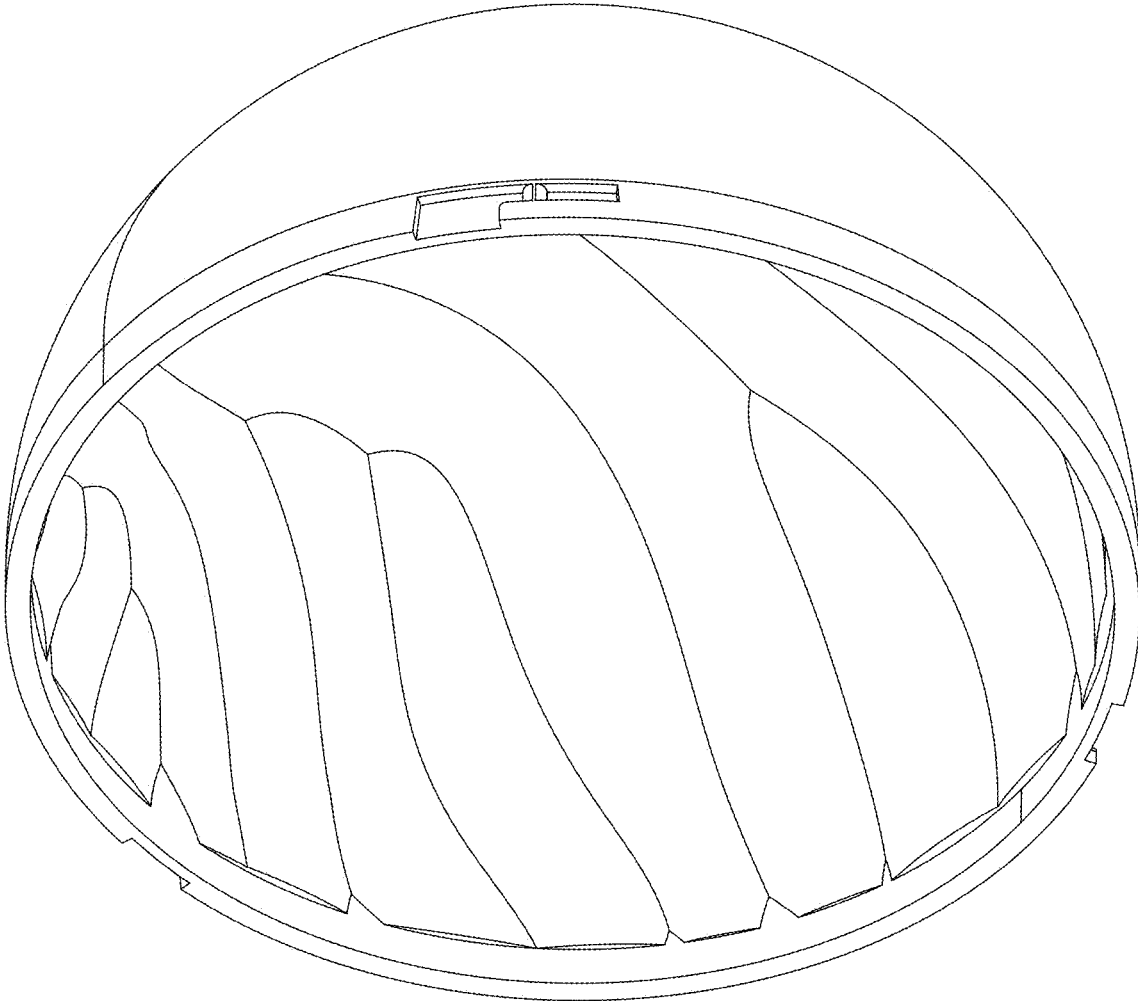


FIG. 2

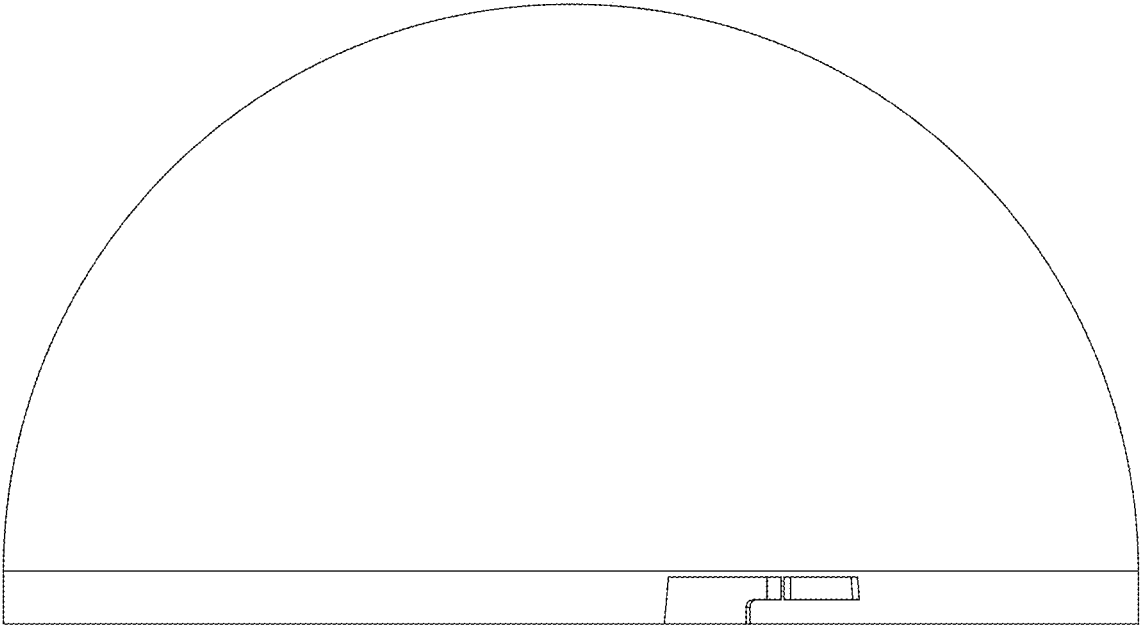


FIG. 3

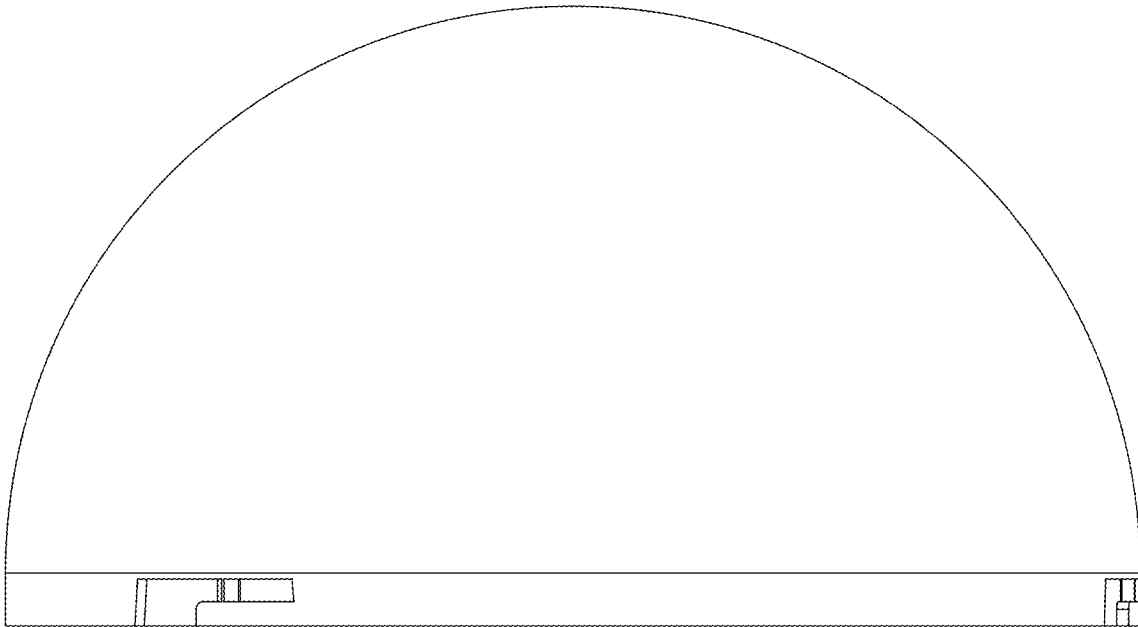


FIG. 4

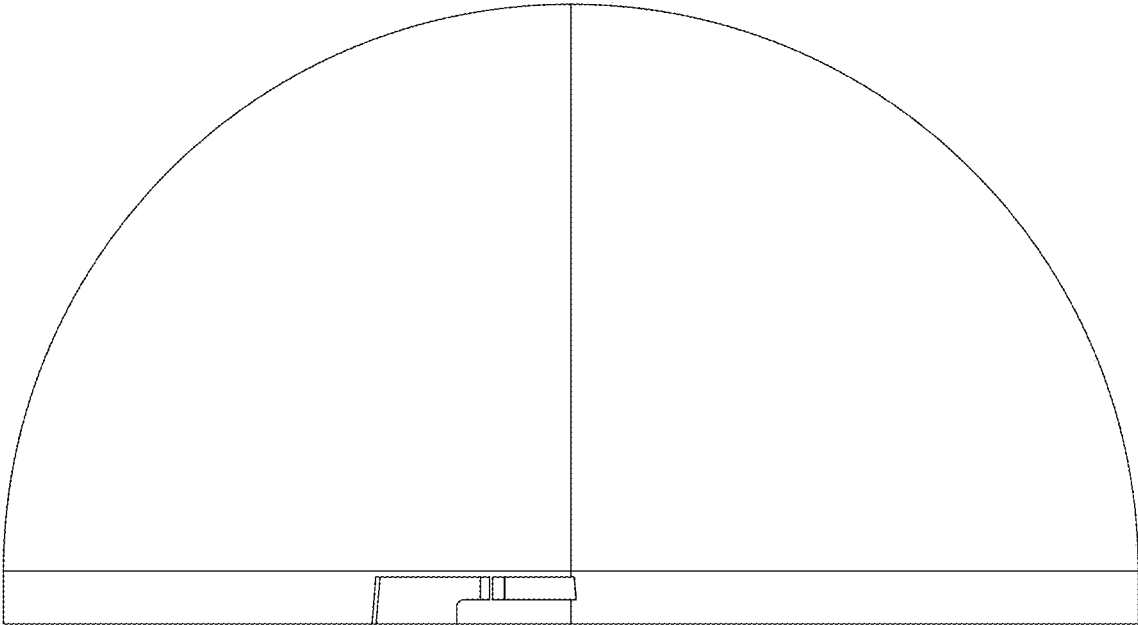


FIG. 5

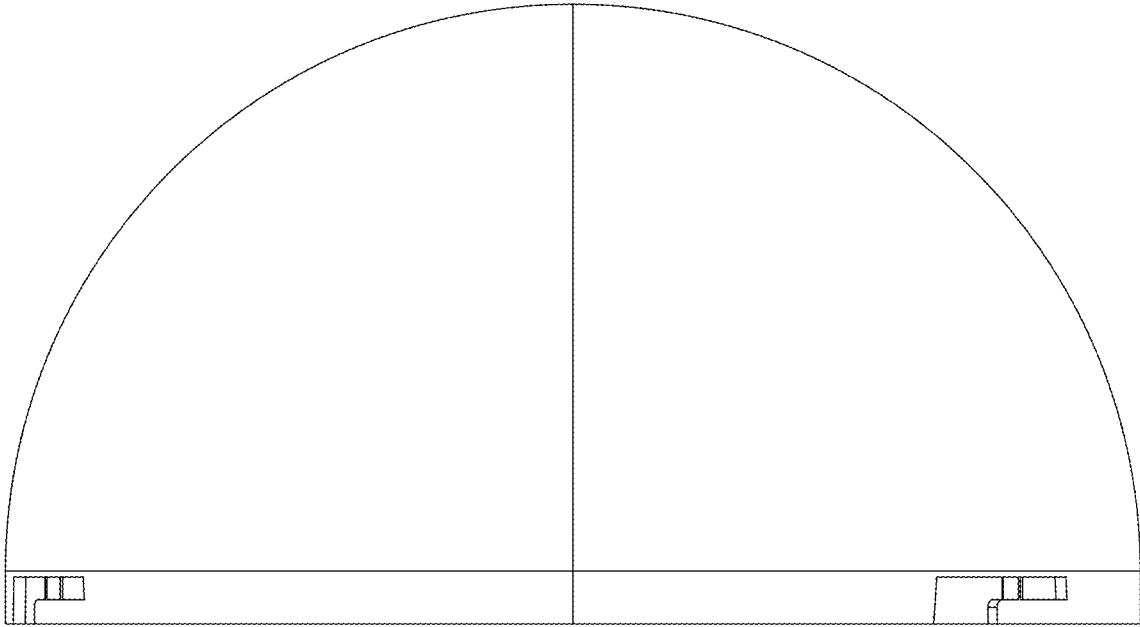


FIG. 6




FIG. 7




FIG. 8