



US00D852023S

(12) **United States Design Patent**
Goetz

(10) **Patent No.:** **US D852,023 S**

(45) **Date of Patent:** **** Jun. 25, 2019**

- (54) **LOCK**
- (71) Applicant: **BAM SAS**, Dives-sur-Mer (FR)
- (72) Inventor: **Robert Goetz**, Grunwald (DE)
- (73) Assignee: **BAM SAS**, Dives-sur-Mer (FR)
- (**) Term: **15 Years**
- (21) Appl. No.: **35/503,555**
- (22) Filed: **Jul. 18, 2017**

| | | | |
|--------------|---------|--------------------|--------|
| D477,209 S * | 7/2003 | Yu | D8/334 |
| D482,595 S * | 11/2003 | Ling | D8/334 |
| D642,893 S * | 8/2011 | Yang | D8/334 |
| D662,393 S * | 6/2012 | Tonelli | D8/334 |
| D808,768 S * | 1/2018 | Mahanavanont | D8/334 |

* cited by examiner

Primary Examiner — Darlington Ly

(74) *Attorney, Agent, or Firm* — Howard IP Law Group
PC

(80) **Hague Agreement Data**

Int. Filing Date: **Jul. 18, 2017**
 Int. Reg. No.: **DM/097316**
 Int. Reg. Date: **Jul. 18, 2017**
 Int. Reg. Pub. Date: **Aug. 25, 2017**

(51) **LOC (11) Cl.** **08-07**

(52) **U.S. Cl.**
USPC **D8/334**

(58) **Field of Classification Search**
 USPC D8/300-302, 330, 331, 334, 343, 346,
 D8/350; D9/702, 720; D11/34, 117, 130
 CPC A45C 5/00; A45C 13/00; A45C 13/002;
 E05B 1/0007; E05B 9/00; E05B 17/00
 See application file for complete search history.

(56) **References Cited**

U.S. PATENT DOCUMENTS

| | | | |
|--------------|---------|-----------------|--------|
| D314,908 S * | 2/1991 | Pedersen | D8/334 |
| D315,090 S * | 3/1991 | Pedersen | D8/334 |
| D321,824 S * | 11/1991 | Appelbaum | D8/334 |
| D406,043 S * | 2/1999 | LeClaire | D8/334 |
| D407,625 S * | 4/1999 | Yang | D8/334 |
| D411,730 S * | 6/1999 | Matyko | D8/334 |
| D423,323 S * | 4/2000 | Fiegener | D8/334 |
| D428,794 S * | 8/2000 | Fiegener | D8/334 |

(57) **CLAIM**

The ornamental design for a lock, as shown and described.

DESCRIPTION

The patent or application file contains at least one drawing executed in color. Copies of this patent or patent application publication with color drawing(s) will be provided by the Office upon request and payment of the necessary fee.


- 1.1 is a perspective view of a lock showing my new design in accordance with a first embodiment;
- 1.2 is a rear elevation view thereof;
- 1.3 is a front elevation view thereof;
- 1.4 is a left side elevation view thereof;
- 1.5 is a right side elevation view thereof;
- 1.6 is a bottom plan view thereof;
- 1.7 is a top plan view thereof;
- 2.1 is a perspective view of a lock showing my new design in accordance with a second embodiment;
- 2.2 is a rear elevation view thereof;
- 2.3 is a front elevation view thereof;
- 2.4 is a left side elevation view thereof;
- 2.5 is a right side elevation view thereof;
- 2.6 is a top plan view thereof; and
- 2.7 is a bottom plan view thereof.

1 Claim, 14 Drawing Sheets
(14 of 14 Drawing Sheet(s) Filed in Color)






1.1




1.2




1.3




1.4




1.5




1.6



1.7




2.1




2.2




2.3




2.4



2.5



2.6



2.7