



US00D831548S

(12) **United States Design Patent**
Wu

(10) **Patent No.:** **US D831,548 S**

(45) **Date of Patent:** **** Oct. 23, 2018**

(54) **BULL BAR**

(71) Applicant: **Yim Man Wu**, Elmhurst, NY (US)

(72) Inventor: **Yim Man Wu**, Elmhurst, NY (US)

(**) Term: **15 Years**

(21) Appl. No.: **29/594,221**

(22) Filed: **Feb. 16, 2017**

(51) **LOC (11) Cl.** **12-16**

(52) **U.S. Cl.**
USPC **D12/171**

(58) **Field of Classification Search**
USPC D12/90-92, 98, 163, 169, 171, 172
CPC B60R 19/52; B60R 2019/522
See application file for complete search history.

(56) **References Cited**

U.S. PATENT DOCUMENTS

D117,943 S *	12/1939	Bahr	D12/171
D259,414 S *	6/1981	Miller	D12/167
D275,475 S *	9/1984	Turkleson	D12/169

D425,462 S *	5/2000	Ujii	D12/171
D454,817 S *	3/2002	McGuiness	D12/171
D508,668 S *	8/2005	Marchese	D12/196
D508,669 S *	8/2005	Marchese	D12/196
D509,466 S *	9/2005	Marchese	D12/196
D517,963 S *	3/2006	Potak	D12/171
D580,322 S *	11/2008	Schroeder	D12/107
D636,305 S *	4/2011	Alvarez	D12/171
D642,099 S *	7/2011	Nagao	D12/171
D716,201 S *	10/2014	Ewing	D12/171

* cited by examiner

Primary Examiner — Darlington Ly

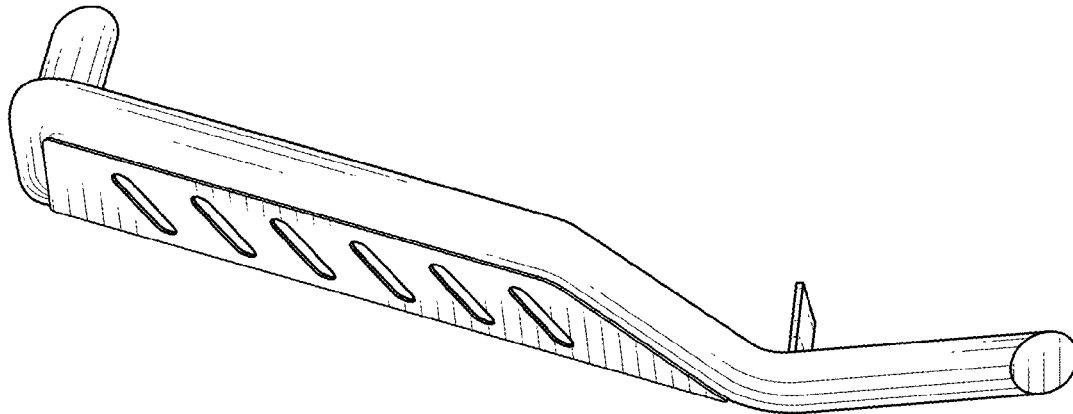
(57) **CLAIM**

The ornamental design for a bull bar, as shown and described.

DESCRIPTION

FIG. 1 is a top, front, and left side perspective view of a bull bar showing my new design;
FIG. 2 is a front elevational view thereof;
FIG. 3 is a top plan view thereof;
FIG. 4 is a bottom plan view thereof; and,
FIG. 5 is a left side elevation view thereof.

1 Claim, 3 Drawing Sheets



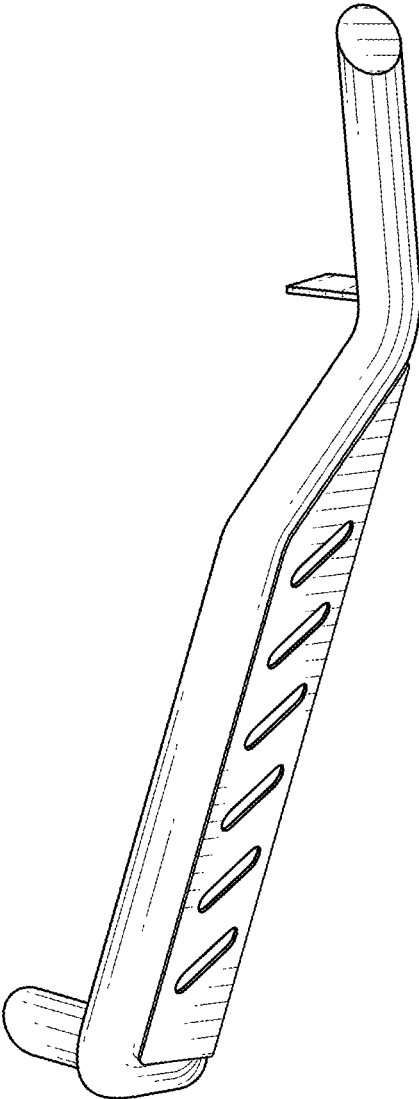


FIG. 1

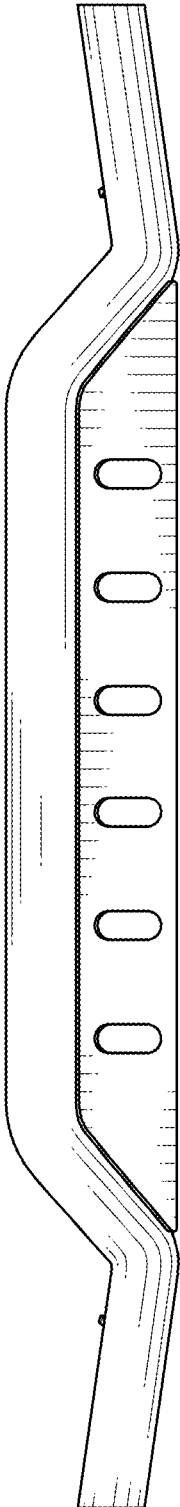


FIG. 2

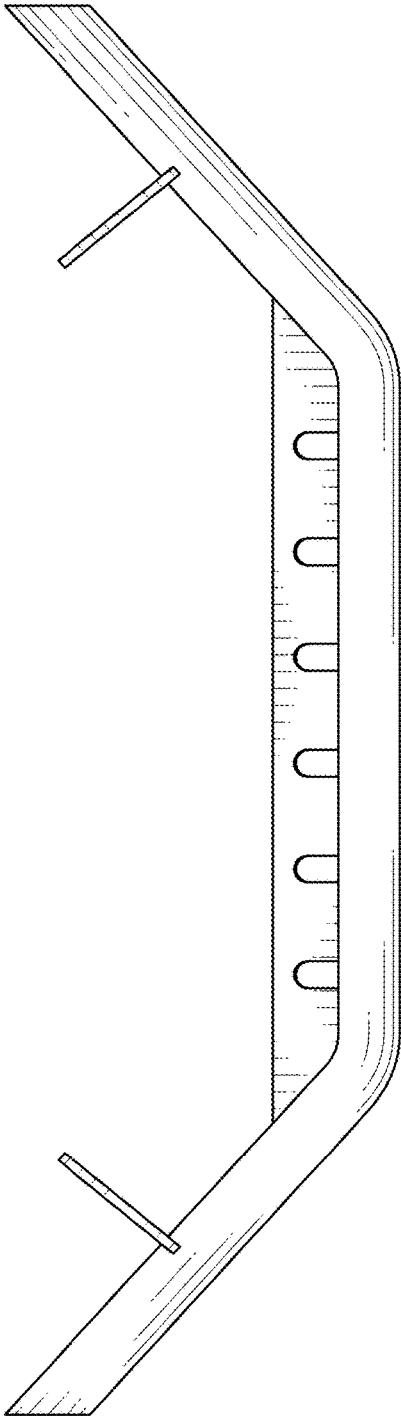


FIG. 3

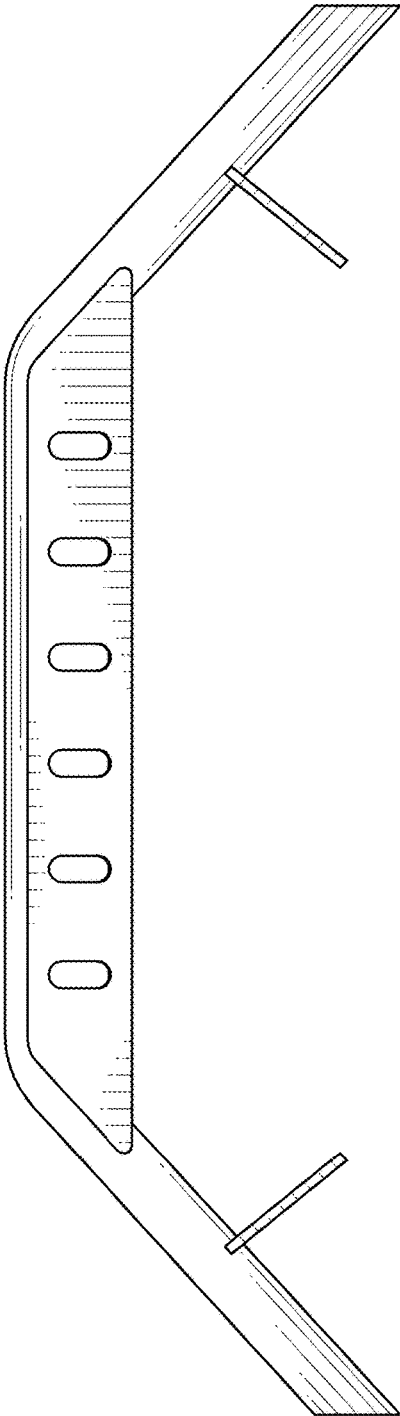


FIG. 4



FIG. 5