



(51) International Patent Classification:

A61K 31/496 (2006.01) A61P 7/02 (2006.01)
A61K 31/7068 (2006.01)

(21) International Application Number:

PCT/US2019/014673

(22) International Filing Date:

23 January 2019 (23.01.2019)

(25) Filing Language:

English

(26) Publication Language:

English

(30) Priority Data:

62/621,543 24 January 2018 (24.01.2018) US
62/718,814 14 August 2018 (14.08.2018) US

(71) Applicant: **BEYONDSRING PHARMACEUTICALS, INC.** [US/US]; 28 Liberty Street, 39th Floor, New York, New York 10005 (US).

(72) Inventors: **HUANG, Lan**; 28 Liberty Street, 39th Floor, New York, New York 10005 (US). **MOHANLAL, Ramon**; 28 Liberty Street, 39th Floor, New York, New York 10005 (US). **LLOYD, George, Kenneth**; 28 Liberty Street, 39th Floor, New York, New York 10005 (US).

(74) Agent: **ALTMAN, Daniel, E.**; KNOBBE, MARTENS, OLSON & BEAR, LLP, 2040 Main Street, 14th Floor, Irvine, California 92614 (US).

(81) Designated States (unless otherwise indicated, for every kind of national protection available): AE, AG, AL, AM, AO, AT, AU, AZ, BA, BB, BG, BH, BN, BR, BW, BY, BZ, CA, CH, CL, CN, CO, CR, CU, CZ, DE, DJ, DK, DM, DO, DZ, EC, EE, EG, ES, FI, GB, GD, GE, GH, GM, GT, HN, HR, HU, ID, IL, IN, IR, IS, JO, JP, KE, KG, KH, KN, KP, KR, KW, KZ, LA, LC, LK, LR, LS, LU, LY, MA, MD, ME, MG, MK, MN, MW, MX, MY, MZ, NA, NG, NI, NO, NZ, OM, PA, PE, PG, PH, PL, PT, QA, RO, RS, RU, RW, SA, SC, SD, SE, SG, SK, SL, SM, ST, SV, SY, TH, TJ, TM, TN, TR, TT, TZ, UA, UG, US, UZ, VC, VN, ZA, ZM, ZW.

(84) Designated States (unless otherwise indicated, for every kind of regional protection available): ARIPO (BW, GH, GM, KE, LR, LS, MW, MZ, NA, RW, SD, SL, ST, SZ, TZ, UG, ZM, ZW), Eurasian (AM, AZ, BY, KG, KZ, RU, TJ, TM), European (AL, AT, BE, BG, CH, CY, CZ, DE, DK, EE, ES, FI, FR, GB, GR, HR, HU, IE, IS, IT, LT, LU, LV, MC, MK, MT, NL, NO, PL, PT, RO, RS, SE, SI, SK, SM, TR), OAPI (BF, BJ, CF, CG, CI, CM, GA, GN, GQ, GW, KM, ML, MR, NE, SN, TD, TG).

(54) Title: COMPOSITION AND METHOD FOR REDUCING THROMBOCYTOPENIA VIA THE ADMINISTRATION OF PLINABULIN

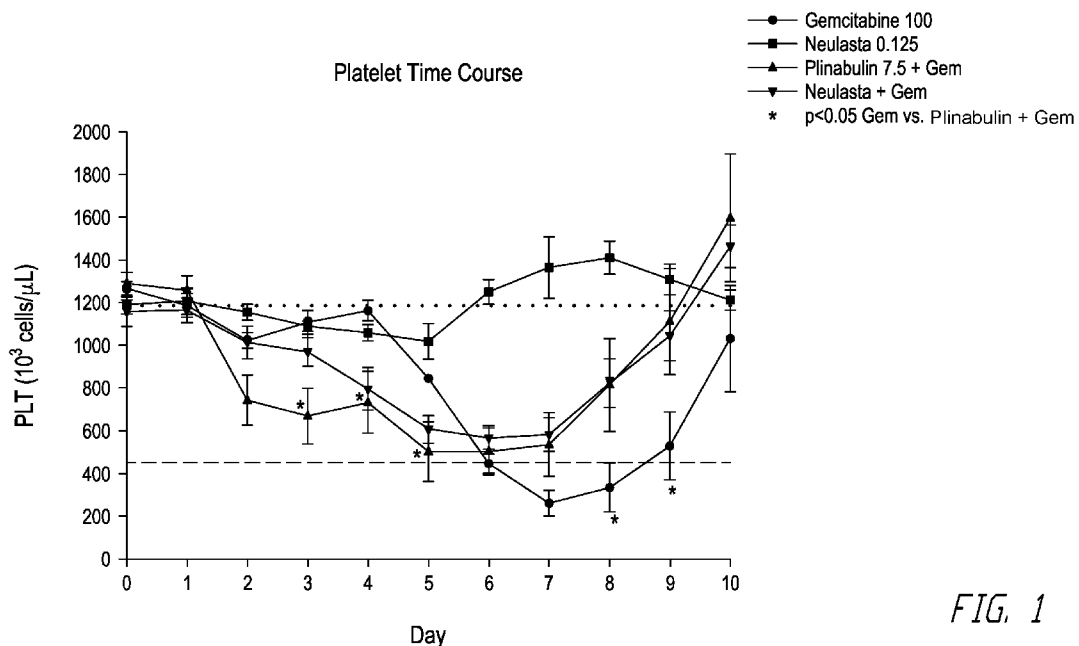


FIG. 1

(57) Abstract: Disclosed herein are methods of reducing or preventing thrombocytopenia, in a clinically relevant manner, that is caused by chemotherapy or radiation therapy by administering plinabulin to a subject. Also disclosed is the administration of plinabulin for increasing platelet production, stimulating platelet formation, increasing platelet count, and stimulating platelet survival.

WO 2019/147615 A1

Declarations under Rule 4.17:

- *as to applicant's entitlement to apply for and be granted a patent (Rule 4.17(ii))*
- *as to the applicant's entitlement to claim the priority of the earlier application (Rule 4.17(iii))*

Published:

- *with international search report (Art. 21(3))*

COMPOSITION AND METHOD FOR REDUCING THROMBOCYTOPENIA VIA THE ADMINISTRATION OF PLINABULIN

BACKGROUND

Field

[0001] The present invention relates to the field of chemistry and medicine. More specifically, it relates to method of reducing or ameliorating thrombocytopenia using Plinabulin.

Description of the Related Art

[0002] Platelets, also referred to as thrombocytes, are anuclear cell fragments that exist in mammalian blood and mediate blood clot formation and hemostasis. In addition, platelets release growth factors that play a significant role in the repair and regeneration of connective tissues and facilitate wound healing. Platelets have an average lifespan of about 5 to 10 days, and their physiological blood level in humans is normally 150,000 to 450,000/uL. When a patient's levels of circulating platelets are depleted below the physiological range, this condition is known as thrombocytopenia.

[0003] Thrombocytopenia is typically associated with defective formation of hemostatic plugs and bleeding, wherein the risk of bleeding is inversely proportional to the platelet count. For cancer patients, severe thrombocytopenia often necessitates modification of the chemotherapy regimen, thereby compromising the ultimate success of the anticancer treatment plan. Therefore, there is a need for developing drug effective in treating thrombocytopenia.

SUMMARY OF THE INVENTION

[0004] Some embodiments relate to a method of reducing thrombocytopenia, comprising administering plinabulin or a pharmaceutically acceptable salt thereof to a subject in need thereof.

[0005] Some embodiments relate to a method of increasing platelet production in a subject, comprising administering plinabulin or a pharmaceutically acceptable salt thereof to a subject in need thereof.

[0006] Some embodiments relate to a method of stimulating platelet production in a subject, comprising administering plinabulin or a pharmaceutically acceptable salt thereof to a subject in need thereof.

[0007] Some embodiments relate to a method of maintaining platelet count at a normal level in a subject receiving a chemotherapy or radiation therapy, comprising administering plinabulin or a pharmaceutically acceptable salt thereof to a subject in need thereof.

[0008] Some embodiments relate to a method of reducing the incidence of thrombocytopenia in a subject, comprising administering plinabulin or a pharmaceutically acceptable salt thereof to the subject in need thereof.

[0009] Some embodiments relate to method of increasing platelet count in a patient receiving a chemotherapeutic treatment, comprising administering plinabulin or a pharmaceutically acceptable salt thereof to the subject in need thereof.

[0010] Some embodiments relate to a method of preventing thrombocytopenia in a subject receiving a chemotherapeutic treatment, comprising administering plinabulin or a pharmaceutically acceptable salt thereof to the subject in need thereof.

[0011] Some embodiments relate to a method of increasing platelet count in a subject administered gemcitabine, comprising administering plinabulin or a pharmaceutically acceptable salt thereof to a subject in need thereof.

[0012] Some embodiments relate to a method of treating gemcitabine induced thrombocytopenia in a subject, comprising: identifying a patient having a breast cancer, ovarian cancer, non-small cell lung cancer, pancreatic cancer, or bladder cancer; and administering plinabulin at a dose in the range of about 1 mg/m² to about 50 mg/m².

[0013] Some embodiments relate to a method of stimulating platelet survival, comprising administering plinabulin at a dose in the range of about 1 mg/m² to about 50 mg/m².

[0014] Some embodiments relate to a pharmaceutical composition comprising about 1 mg to about 100 mg of plinabulin.

[0015] Some embodiments relate to a sterile container comprising a gemcitabine, and about 1 mg to about 100 mg of plinabulin, wherein the gemcitabine and the plinabulin are provided in two separate sterile containers.

BRIEF DESCRIPTION OF THE DRAWINGS

[0016] Figure 1 shows the effect of plinabulin and pegfilgrastim on gemcitabine-induced hematological effects.

[0017] Fig 2 shows the change of platelet count from day 1 to day 15 for the group administered with 6mg of pegfilgrastim and the group administered with 20 mg/m² of plinabulin.

[0018] Fig. 3 shows percentage of patients with greater than 30% platelet decrease from baseline in cycles 1-4.

[0019] Fig 4 shows the percentage of patients at each grade of thrombocytopenia for the groups treated with plinabulin at 5, 10 or 20 mg/m² and the group treated with pegfilgrastim.

[0020] Fig 5 shows the percentage of patients at each grade of thrombocytopenia for the groups treated with plinabulin 20 mg/m² and the group treated with pegfilgrastim.

DETAILED DESCRIPTION OF THE PREFERRED EMBODIMENT

[0021] Some embodiments relate to a method of reducing the incidence of thrombocytopenia, comprising administering plinabulin or a pharmaceutically acceptable salt thereof to a subject in need thereof.

[0022] In some embodiments, the thrombocytopenia is induced by administration of one or more chemotherapeutic agents or by administration of radiation therapy.

[0023] In some embodiments, the thrombocytopenia is induced by administration of one or more chemotherapeutic agents.

[0024] In some embodiments, the thrombocytopenia is induced by administration of gemcitabine or a chemotherapeutic composition comprising gemcitabine.

[0025] Some embodiments relate to a method of increasing platelet count in a patient receiving a chemotherapeutic treatment, comprising administering plinabulin or a pharmaceutically acceptable salt thereof to the subject in need thereof.

[0026] Some embodiments relate to a method of preventing thrombocytopenia in a subject receiving a chemotherapeutic treatment, comprising administering plinabulin or a pharmaceutically acceptable salt thereof to the subject in need thereof.

[0027] Some embodiments relate to a method of increasing platelet count in a subject administered gemcitabine, comprising administering plinabulin or a pharmaceutically acceptable salt thereof to a subject in need thereof.

[0028] Some embodiments relate to a method of treating gemcitabine induced thrombocytopenia in a subject, comprising: identifying a patient having a breast cancer,

ovarian cancer, non-small cell lung cancer, pancreatic cancer, or bladder cancer; and administering plinabulin at a dose in the range of about 1 mg/m² to about 50 mg/m².

[0029] Thrombocytopenia can be categorized according to the National Cancer Institute common terminology criteria (NCI-CTC). The normal platelet count for patient ranges from 150x10³ to 400x10³/mL. In some embodiments, thrombocytopenia is diagnosed when the platelet count is <150x10³/mL. In some embodiments, thrombocytopenia has been classified into 4 grades: grade 1:75,000 to 149,000/mL, grade 2:50,000 to 74,000/mL, grade 3: 25,000 to 49,000/mL; and grade 4: <25,000/mL

[0030] In some embodiments, thrombocytopenia was classified as mild (platelet count ≥ 100 and <150x10⁹/L), moderate (platelet count ≥ 50 and <100x10⁹/L), and severe (platelet count <50x10⁹/L).

[0031] In some embodiments, the patient has an advanced or metastatic breast cancer, early stage breast cancer, non-small cell lung cancer, refractory metastatic prostate cancer. In some embodiments, the patient has head and neck cancer, lung cancer, stomach cancer, colon cancer, pancreatic cancer, prostate cancer, breast cancer, kidney cancer, bladder cancer, ovary cancer, cervical cancer, melanoma, glioblastoma, myeloid leukemia, myeloma, lymphoma, or leukemia. In some embodiments, the patient has renal cell carcinoma, malignant melanoma, non-small cell lung cancer (NSCLC), ovarian cancer, Hodgkin's lymphoma or squamous cell carcinoma. In some embodiments, the patient has breast cancer, colon cancer, rectal cancer, lung cancer, prostate cancer, melanoma, leukemia, ovarian cancer, gastric cancer, renal cell carcinoma, liver cancer, pancreatic cancer, lymphomas and myeloma. In some embodiments, the patient has a solid tumor or hematological cancer. In some embodiments, the patient has Acute Lymphocytic Leukemia (ALL), Acute Myeloid Leukemia (AML), Adrenal Cancer, Basal and Squamous Cell Skin Cancer, Bile Duct Cancer, Bladder Cancer, Bone Cancer, Brain and Spinal Cord Tumors, Breast Cancer, Cervical Cancer, Chronic Lymphocytic Leukemia (CLL), Chronic Myeloid Leukemia (CML), Chronic Myelomonocytic Leukemia (CMML), Colorectal Cancer, Endometrial Cancer, Esophagus Cancer, eye Cancer (Ocular Melanoma and Lymphoma), Gallbladder Cancer, Gastrointestinal Carcinoid Tumors, Gastrointestinal Stromal Tumor (GIST), Gestational Trophoblastic Disease, Hodgkin Lymphoma, Kaposi Sarcoma, Kidney Cancer, Laryngeal and Hypopharyngeal Cancer, Leukemia, Liver Cancer, Lung Cancer, Lung Carcinoid Tumor, Lymphoma, Malignant

Mesothelioma, Melanoma Skin Cancer , Merkel Cell Skin Cancer , Multiple Myeloma , Myelodysplastic Syndromes, Nasal Cavity and Paranasal Sinuses Cancer, Nasopharyngeal Cancer, Neuroblastoma, Non-Hodgkin Lymphoma, Non-Small Cell Lung Cancer, Oral Cavity and Oropharyngeal Cancer, Osteosarcoma, Ovarian Cancer, Pancreatic Cancer, Prostate Cancer, Retinoblastoma, Rhabdomyosarcoma, Salivary Gland Cancer, Skin Cancer, Small Cell Lung Cancer, Small Intestine Cancer, Soft Tissue Sarcoma, Stomach Cancer, Testicular Cancer, Thymus Cancer, Thyroid Cancer, Uterine Sarcoma, Vaginal Cancer, Vulvar Cancer, Waldenstrom Macroglobulinemia, or Wilms Tumor.

[0032] Some embodiments relate to treating a chemotherapy (e.g., docetaxel, gemcitabine) induced thrombocytopenia in a subject having advanced for metastatic breast cancer, comprising identifying a patient having advanced or metastatic breast cancer at risk for developing thrombocytopenia (e.g. severe thrombocytopenia or grade 3 or 4 thrombocytopenia); and administering a pharmaceutically effective amount of plinabulin.

[0033] Some embodiments relate to a method of treating chemotherapy (e.g., docetaxel, gemcitabine, TAC, or TC) thrombocytopenia in a subject having non-small cell lung cancer, comprising: identifying a patient having non-small cell lung cancer at risk for developing thrombocytopenia (e.g. severe thrombocytopenia or grade 3 or 4 thrombocytopenia); and administering a pharmaceutically effective amount of plinabulin.

[0034] Some embodiments relate to a method of treating chemotherapy (e.g., docetaxel, gemcitabine, TAC, or TC) induced thrombocytopenia in a subject having hormone refractory metastatic prostate cancer, comprising: identifying a patient having hormone refractory metastatic prostate cancer at risk for developing thrombocytopenia (e.g. severe thrombocytopenia or grade 3 or 4 thrombocytopenia); and administering a pharmaceutically effective amount of plinabulin.

[0035] In some embodiments, the thrombocytopenia is a grade 3 or 4 thrombocytopenia. In some embodiments, the thrombocytopenia is a drug-induced thrombocytopenia. In some embodiments, the thrombocytopenia is a chemotherapy or radiation therapy induced thrombocytopenia. In some embodiments, the thrombocytopenia is a taxane-induced thrombocytopenia. In some embodiments, the thrombocytopenia is not induced by taxane or a chemotherapeutic composition comprising taxane. In some embodiments, the thrombocytopenia is not induced by docetaxel.

[0036] Some embodiments relate to a method of stimulating platelet survival, comprising administering plinabulin at a dose in the range of about 1 mg/m² to about 50 mg/m². In some embodiments, the plinabulin is administered at a dose of about 20 mg/m².

[0037] In some embodiments, the subject has a grade 1 thrombocytopenia. In some embodiments, the subject has a grade 2 thrombocytopenia. In some embodiments, the subject has a grade 3 thrombocytopenia. In some embodiments, the subject has a grade 4 thrombocytopenia.

[0038] In some embodiments, the subject has a platelet count that is less than 150,000 /mm³. In some embodiments, the subject has a platelet count that is less than 75,000 /mm³. In some embodiments, the subject has a platelet count that is less than 50,000 /mm³. In some embodiments, the subject has a platelet count that is less than 25,000 /mm³. In some embodiments, the subject has a platelet count that is less than 150,000 /mm³ and greater than 75,000 /mm³. In some embodiments, the subject has a platelet count that is less than 75,000 /mm³ and greater than 50,000 /mm³. In some embodiments, the subject has a platelet count that is less than 50,000 /mm³ and greater than 25,000 /mm³. In some embodiments, the subject has a platelet count that is less than 25,000 /mm³.

[0039] In some embodiments, administration of plinabulin helps maintain the platelet count of the patient to be above about 150,000 /mm³. In some embodiments, administration of plinabulin helps maintain the platelet count of the patient to be above about 75,000 /mm³. In some embodiments, administration of plinabulin helps maintain the platelet count of the patient to be above about 50,000 /mm³. In some embodiments, administration of plinabulin helps maintain the platelet count of the patient to be above about 25,000 /mm³. In some embodiments, administration of plinabulin helps maintain the platelet count of the patient to be above about 75,000 /mm³. In some embodiments, administration of plinabulin helps maintain the platelet count of the patient to be in the range of about 150,000/mm³ to about 450,000/mm³. In some embodiments, administration of plinabulin helps maintain the platelet count of the patient to be in the range of about 100,000/mm³ to about 500,000/mm³. In some embodiments, administration of plinabulin helps maintain the platelet count of the patient to be in the range of about 100,000/mm³ to about 400,000/mm³. In some embodiments, administration of plinabulin helps maintain the platelet count of the patient to be in the range of about 70,000/mm³ to about 450,000/mm³. In some embodiments, administration of

plinabulin helps maintain the platelet count of the patient to be in the range of about 70,000/mm³ to about 400,000/mm³.

[0040] In some embodiments, the method includes administering gemcitabine. In some embodiments, the method includes administering one or more additional chemotherapeutic compositions to the subject. In some embodiments, the method includes administering a second chemotherapeutic composition. In some embodiments, the method includes administering a third chemotherapeutic composition. In some embodiments, the method includes administering a fourth chemotherapeutic composition. In some embodiments, the method includes administering a fifth chemotherapeutic composition. In some embodiments, the method includes administering a sixth chemotherapeutic composition. In some embodiments, the method includes administering a seventh chemotherapeutic composition. In some embodiments, the method includes administering an eighth chemotherapeutic composition. In some embodiments, the first chemotherapeutic composition and each of the additional chemotherapeutic compositions are different. In some embodiments, the first chemotherapeutic composition and at least one of the additional chemotherapeutic compositions are the same. In some embodiments, the first chemotherapeutic composition is the same as the second, the third, the fourth, the fifth, the sixth, the seventh, or the eighth chemotherapeutic composition. In some embodiments, the first chemotherapeutic composition is different from the second, the third, the fourth, the fifth, the sixth, the seventh, or the eighth chemotherapeutic composition.

[0041] In some embodiments, the method described herein can include administering one or more chemotherapeutic compositions. In some embodiments, the one or more chemotherapeutic composition can be administered after the administration of plinabulin. In some embodiments, the one or more chemotherapeutic composition can be administered before the administration of plinabulin. In some embodiments, the one or more chemotherapeutic composition can be administered simultaneously with plinabulin.

[0042] In some embodiments, the one or more additional chemotherapeutic compositions (e.g., the second, third, fourth, fifth, sixth, seventh, or eighth chemotherapeutic composition) can independently include one or more agents selected from the group consisting of methotrexate, vinblastine, doxorubicin, cisplatin, MVAC, docetaxel, trastuzumab, cyclophosphamide, paclitaxel, dose-dense AC followed by T (i.e., doxorubicin,

cyclophosphamide, paclitaxel), TAC (docetaxel, doxorubicin, cyclophosphamide), fluorouracil, bleomycin, etoposide, vincristine, procarbazine, prednisone, BEACOPP (bleomycin, etoposide, doxorubicin, cyclophosphamide, vincristine, procarbazine, prednisone), gemcitabine, ifosfamide, carboplatin, ICE (ifosfamide, carboplatin, etoposide), rituximab, RICE (rituximab, ifosfamide, carboplatin, etoposide), CHOP-14 (cyclophosphamide, doxorubicin, vincristine, prednisone), mesna, novantrone, MINE (mesna, ifosfamide, novantrone, etoposide), dexamethasone, cytarabine DHAP (dexamethasone, cisplatin, cytarabine), methylprednisolone, ESHAP (etoposide, methylprednisolone, cisplatin, cytarabine), HyperCVAD and rituximab (cyclophosphamide, vincristine, doxorubicin, dexamethasone, rituximab), dacarbazine, vinblastine, dacarbazine-based combination (dacarbazine, cisplatin, vinblastine), dacarbazine-based combination with IL-2 and interferon alfa (dacarbazine, cisplatin, vinblastine, IL-2, interferon alfa), topotecan, MAID (mesna, doxorubicin, ifosfamide, dacarbazine), VeIP (vinblastine, ifosfamide, cisplatin), VIP (etoposide, ifosfamide, cisplatin), TIP (paclitaxel, ifosfamide, cisplatin), gemcitabine, CMF classic (cyclophosphamide, methotrexate, fluorouracil), AC (doxorubicin, cyclophosphamide), FEC (fluorouracil, epirubicin, cyclophosphamide), TC (docetaxel, cyclophosphamide), cisplatin/topotecan, paclitaxel/cisplatin, irincotecan, FOLFOX (fluorouracil, leucovorin, oxaliplatin), irincotecan/cisplatin, epirubicin/cisplatin/5-fluorouracil, epirubicin/cisplatin/capecitabine, DT-PACE (dexamethasone/thalidomide/cisplatin/doxorubicin/cyclophosphamide/etoposide), ET-PACE and bortezomib, EPOCH (etoposide, prednisone, vincristine, cyclophosphamide, doxorubicin), GDP (gemcitabine, dexamethasone, cisplatin), GDP and rituximab, FMR (fludarabine, mitoxantrone, rituximab, CHOP and rituximab (cyclophosphamide, doxorubicin, vincristine, prednisone, rituximab), cisplatin/paclitaxel, cisplatin/vinorelbine, cisplatin/docetaxel, cisplatin/etoposide, carboplatin/paclitaxel, carboplatin/docetaxel, FOLFIRINOX, cabazitaxel, etoposide/carboplatin, etoposide/cisplatin. In some embodiments, the one or more additional chemotherapeutic compositions (e.g., the second, third, fourth, fifth, sixth, seventh, or eighth chemotherapeutic composition) can independently include one or more agents selected from the group consisting of methotrexate, vinblastine, doxorubicin, cisplatin, docetaxel, trastuzumab, cyclophosphamide, paclitaxel, fluorouracil, bleomycin, etoposide, vincristine, procarbazine, prednisone, ifosfamide, carboplatin, mesna, novantrone,

cytarabine methylprednisolone, rituximab dacarbazine, vinblastine, topotecan, gemcitabine, irincotecan, epirubicin, 5-fluorouracil, capecitabine, bortezomib, and cabazitaxel.

[0043] Some embodiments relate to a method of stimulating platelet survival, comprising administering plinabulin at a dose in the range of about 1 mg/m² to about 50 mg/m². In some embodiments, the plinabulin is administered at a dose in the range of about 1-50 mg/m² of the body surface area. In some embodiments, the plinabulin is administered at a dose in the range of about 1-2, 1-3, 1-4, 1-5, 1-6, 1-7, 1-8, 1-9, 1-10, 1-11, 1-12, 1-13, 1-13.75, 1-14, 1-15, 1-16, 1-17, 1-18, 1-19, 1-20, 1-22.5, 1-25, 1-27.5, 1-30, 1.5-2, 1.5-3, 1.5-4, 1.5-5, 1.5-6, 1.5-7, 1.5-8, 1.5-9, 1.5-10, 1.5-11, 1.5-12, 1.5-13, 1.5-13.75, 1.5-14, 1.5-15, 1.5-16, 1.5-17, 1.5-18, 1.5-19, 1.5-20, 1.5-22.5, 1.5-25, 1.5-27.5, 1.5-30, 2.5-2, 2.5-3, 2.5-4, 2.5-5, 2.5-6, 2.5-7, 2.5-8, 2.5-9, 2.5-10, 2.5-11, 2.5-12, 2.5-13, 2.5-13.75, 2.5-14, 2.5-15, 2.5-16, 2.5-17, 2.5-18, 2.5-19, 2.5-20, 2.5-22.5, 2.5-25, 2.5-27.5, 2.5-30, 2.5-7.5, 3-4, 3-5, 3-6, 3-7, 3-8, 3-9, 3-10, 3-11, 3-12, 3-13, 3-13.75, 3-14, 3-15, 3-16, 3-17, 3-18, 3-19, 3-20, 3-22.5, 3-25, 3-27.5, 3-30, 3.5-6.5, 3.5-13.75, 3.5-15, 2.5-17.5, 4-5, 4-6, 4-7, 4-8, 4-9, 4-10, 4-11, 4-12, 4-13, 4-13.75, 4-14, 4-15, 4-16, 4-17, 4-18, 4-19, 4-20, 4-22.5, 4-25, 4-27.5, 4-30, 5-6, 5-7, 5-8, 5-9, 5-10, 5-11, 5-12, 5-13, 5-13.75, 5-14, 5-15, 5-16, 5-17, 5-18, 5-19, 5-20, 5-22.5, 5-25, 5-27.5, 5-30, 6-7, 6-8, 6-9, 6-10, 6-11, 6-12, 6-13, 6-13.75, 6-14, 6-15, 6-16, 6-17, 6-18, 6-19, 6-20, 6-22.5, 6-25, 6-27.5, 6-30, 7-8, 7-9, 7-10, 7-11, 7-12, 7-13, 7-13.75, 7-14, 7-15, 7-16, 7-17, 7-18, 7-19, 7-20, 7-22.5, 7-25, 7-27.5, 7-30, 7.5-12.5, 7.5-13.5, 7.5-15, 8-9, 8-10, 8-11, 8-12, 8-13, 8-13.75, 8-14, 8-15, 8-16, 8-17, 8-18, 8-19, 8-20, 8-22.5, 8-25, 8-27.5, 8-30, 9-10, 9-11, 9-12, 9-13, 9-13.75, 9-14, 9-15, 9-16, 9-17, 9-18, 9-19, 9-20, 9-22.5, 9-25, 9-27.5, 9-30, 10-11, 10-12, 10-13, 10-13.75, 10-14, 10-15, 10-16, 10-17, 10-18, 10-19, 10-20, 10-22.5, 10-25, 10-27.5, 10-30, 11.5-15.5, 12.5-14.5, 7.5-22.5, 8.5-32.5, 9.5-15.5, 15.5-24.5, 5-35, 17.5-22.5, 22.5-32.5, 25-35, 25.5-24.5, 27.5-32.5, 2-20, t 2.5-22.5, or 9.5-21.5 mg/m², of the body surface area. In some embodiments, the plinabulin is administered at a dose of about 0.5, 1, 1.5, 2, 2.5, 3, 3.5, 4, 4.5, 5, 5.5, 6, 6.5, 7, 7.5, 8, 8.5, 9, 9.5, 10, 10.5, 11, 11.5, 12, 12.5, 13, 13.5, 14, 14.5, 15, 15.5, 16, 16.5, 17, 17.5, 18, 18.5, 19, 19.5, 20, 20.5, 21, 21.5, 22, 22.5, 23, 23.5, 24, 24.5, 25, 25.5, 26, 26.5, 27, 27.5, 28, 28.5, 29, 29.5, 30, 30.5, 31, 32, 33, 34, 35, 36, 37, 38, 39, 40 mg/m² of the body surface area. In some embodiments, the plinabulin is administered at a dose less than about 0.5, 1, 1.5, 2, 2.5, 3, 3.5, 4, 4.5, 5, 5.5, 6, 6.5, 7, 7.5, 8, 8.5, 9, 9.5, 10, 10.5, 11, 11.5, 12, 12.5, 13, 13.5, 14, 14.5, 15, 15.5, 16, 16.5, 17, 17.5, 18, 18.5, 19, 19.5, 20, 20.5, 21,

21.5, 22, 22.5, 23, 23.5, 24, 24.5, 25, 25.5, 26, 26.5, 27, 27.5, 28, 28.5, 29, 29.5, 30, 30.5, 31, 32, 33, 34, 35, 36, 37, 38, 39, 40 mg/m² of the body surface area. In some embodiments, the plinabulin is administered at a dose greater than about 0.5, 1, 1.5, 2, 2.5, 3, 3.5, 4, 4.5, 5, 5.5, 6, 6.5, 7, 7.5, 8, 8.5, 9, 9.5, 10, 10.5, 11, 11.5, 12, 12.5, 13, 13.5, 14, 14.5, 15, 15.5, 16, 16.5, 17, 17.5, 18, 18.5, 19, 19.5, 20, 20.5, 21, 21.5, 22, 22.5, 23, 23.5, 24, 24.5, 25, 25.5, 26, 26.5, 27, 27.5, 28, 28.5, 29, 29.5, 30, 30.5, 31, 32, 33, 34, 35, 36, 37, 38, 39, 40, 41, 42, 43, 44, 45, 46, 47, 48, 49, 50 mg/m² of the body surface area.

[0044] In some embodiments, the plinabulin dose is about 5 mg - 300 mg, 5 mg - 200 mg, 7.5 mg - 200 mg, 10 mg - 100 mg, 15 mg - 100 mg, 20 mg - 100 mg, 30 mg - 100 mg, 40 mg - 100 mg, 10 mg - 80 mg, 15 mg - 80 mg, 20 mg - 80 mg, 30 mg - 80 mg, 40 mg - 80 mg, 10 mg - 60 mg, 15 mg - 60 mg, 20 mg - 60 mg, 30 mg - 60 mg, or about 40 mg - 60 mg. In some embodiments, the plinabulin administered is about 20 mg - 60 mg, 27 mg - 60 mg, 20 mg - 45 mg, or 27 mg - 45 mg. In some embodiments, the plinabulin administered is about 5 mg-7.5 mg, 5 mg-9 mg, 5 mg-10 mg, 5 mg-12mg, 5mg-14mg, 5mg-15 mg, 5 mg-16 mg, 5 mg-18 mg, 5 mg-20 mg, 5 mg-22 mg, 5 mg-24 mg, 5 mg-26 mg, 5 mg-28mg, 5mg-30mg, 5mg-32mg, 5mg-34mg, 5mg-36mg, 5mg-38mg, 5mg-40mg, 5mg-42mg, 5mg-44mg, 5mg-46mg, 5mg-48mg, 5mg-50mg, 5mg-52mg, 5mg-54mg, 5mg-56mg, 5mg-58mg, 5mg-60mg, 7 mg-7.7 mg, 7 mg-9 mg, 7 mg-10 mg, 7 mg-12mg, 7mg-14mg, 7mg-15 mg, 7 mg-16 mg, 7 mg-18 mg, 7 mg-20 mg, 7 mg-22 mg, 7 mg-24 mg, 7 mg-26 mg, 7 mg-28mg, 7mg-30mg, 7mg-32mg, 7mg-34mg, 7mg-36mg, 7mg-38mg, 7mg-40mg, 7mg-42mg, 7mg-44mg, 7mg-46mg, 7mg-48mg, 7mg-50mg, 7mg-52mg, 7mg-54mg, 7mg-56mg, 7mg-58mg, 7mg-60mg, 9 mg-10 mg, 9 mg-12mg, 9mg-14mg, 9mg-15 mg, 9 mg-16 mg, 9 mg-18 mg, 9 mg-20 mg, 9 mg-22 mg, 9 mg-24 mg, 9 mg-26 mg, 9 mg-28mg, 9mg-30mg, 9mg-32mg, 9mg-34mg, 9mg-36mg, 9mg-38mg, 9mg-40mg, 9mg-42mg, 9mg-44mg, 9mg-46mg, 9mg-48mg, 9mg-50mg, 9mg-52mg, 9mg-54mg, 9mg-56mg, 9mg-58mg, 9mg-60mg, 10 mg-12mg, 10mg-14mg, 10mg-15 mg, 10 mg-16 mg, 10 mg-18 mg, 10 mg-20 mg, 10 mg-22 mg, 10 mg-24 mg, 10 mg-26 mg, 10 mg-28mg, 10mg-30mg, 10mg-32mg, 10mg-34mg, 10mg-36mg, 10mg-38mg, 10mg-40mg, 10mg-42mg, 10mg-44mg, 10mg-46mg, 10mg-48mg, 10mg-50mg, 10mg-52mg, 10mg-54mg, 10mg-56mg, 10mg-58mg, 10mg-60mg, 12mg-14mg, 12mg-15 mg, 12 mg-16 mg, 12 mg-18 mg, 12 mg-20 mg, 12 mg-22 mg, 12 mg-24 mg, 12 mg-26 mg, 12 mg-28mg, 12mg-30mg, 12mg-32mg, 12mg-34mg, 12mg-36mg, 12mg-38mg, 12mg-40mg, 12mg-42mg, 12mg-44mg, 12mg-

46mg, 12mg-48mg, 12mg-50mg, 12mg-52mg, 12mg-54mg, 12mg-56mg, 12mg-58mg, 12mg-60mg, 15 mg-16 mg, 15 mg-18 mg, 15 mg-20 mg, 15 mg-22 mg, 15 mg-24 mg, 15 mg-26 mg, 15 mg-28mg, 15mg-30mg, 15mg-32mg, 15mg-34mg, 15mg-36mg, 15mg-38mg, 15mg-40mg, 15mg-42mg, 15mg-44mg, 15mg-46mg, 15mg-48mg, 15mg-50mg, 15mg-52mg, 15mg-54mg, 15mg-56mg, 15mg-58mg, 15mg-60mg, 17 mg-18 mg, 17 mg-20 mg, 17 mg-22 mg, 17 mg-24 mg, 17 mg-26 mg, 17 mg-28mg, 17mg-30mg, 17mg-32mg, 17mg-34mg, 17mg-36mg, 17mg-38mg, 17mg-40mg, 17mg-42mg, 17mg-44mg, 17mg-46mg, 17mg-48mg, 17mg-50mg, 17mg-52mg, 17mg-54mg, 17mg-56mg, 17mg-58mg, 17mg-60mg, 20 mg-22 mg, 20 mg-24 mg, 20 mg-26 mg, 20 mg-28mg, 20mg-30mg, 20mg-32mg, 20mg-34mg, 20mg-36mg, 20mg-38mg, 20mg-40mg, 20mg-42mg, 20mg-44mg, 20mg-46mg, 20mg-48mg, 20mg-50mg, 20mg-52mg, 20mg-54mg, 20mg-56mg, 20mg-58mg, 20mg-60mg, 22 mg-24 mg, 22 mg-26 mg, 22 mg-28mg, 22mg-30mg, 22mg-32mg, 22mg-34mg, 22mg-36mg, 22mg-38mg, 22mg-40mg, 22mg-42mg, 22mg-44mg, 22mg-46mg, 22mg-48mg, 22mg-50mg, 22mg-52mg, 22mg-54mg, 22mg-56mg, 22mg-58mg, 22mg-60mg, 25 mg-26 mg, 25 mg-28mg, 25mg-30mg, 25mg-32mg, 25mg-34mg, 25mg-36mg, 25mg-38mg, 25mg-40mg, 25mg-42mg, 25mg-44mg, 25mg-46mg, 25mg-48mg, 25mg-50mg, 25mg-52mg, 25mg-54mg, 25mg-56mg, 25mg-58mg, 25mg-60mg, 27 mg-28mg, 27mg-30mg, 27mg-32mg, 27mg-34mg, 27mg-36mg, 27mg-38mg, 27mg-40mg, 27mg-42mg, 27mg-44mg, 27mg-46mg, 27mg-48mg, 27mg-50mg, 27mg-52mg, 27mg-54mg, 27mg-56mg, 27mg-58mg, 27mg-60mg, 30mg-32mg, 30mg-34mg, 30mg-36mg, 30mg-38mg, 30mg-40mg, 30mg-42mg, 30mg-44mg, 30mg-46mg, 30mg-48mg, 30mg-50mg, 30mg-52mg, 30mg-54mg, 30mg-56mg, 30mg-58mg, 30mg-60mg, 33mg-34mg, 33mg-36mg, 33mg-38mg, 33mg-40mg, 33mg-42mg, 33mg-44mg, 33mg-46mg, 33mg-48mg, 33mg-50mg, 33mg-52mg, 33mg-54mg, 33mg-56mg, 33mg-58mg, 33mg-60mg, 36mg-38mg, 36mg-40mg, 36mg-42mg, 36mg-44mg, 36mg-46mg, 36mg-48mg, 36mg-50mg, 36mg-52mg, 36mg-54mg, 36mg-56mg, 36mg-58mg, 36mg-60mg, 40mg-42mg, 40mg-44mg, 40mg-46mg, 40mg-48mg, 40mg-50mg, 40mg-52mg, 40mg-54mg, 40mg-56mg, 40mg-58mg, 40mg-60mg, 43mg-46mg, 43mg-48mg, 43mg-50mg, 43mg-52mg, 43mg-54mg, 43mg-56mg, 43mg-58mg, 42mg-60mg, 45mg-48mg, 45mg-50mg, 45mg-52mg, 45mg-54mg, 45mg-56mg, 45mg-58mg, 45mg-60mg, 48mg-50mg, 48mg-52mg, 48mg-54mg, 48mg-56mg, 48mg-58mg, 48mg-60mg, 50mg-52mg, 50mg-54mg, 50mg-56mg, 50mg-58mg, 50mg-60mg, 52mg-54mg, 52mg-56mg, 52mg-58mg, or 52mg-60mg. In some embodiments, the plinabulin dose is greater than about 5 mg, about 10 mg,

about 12.5 mg, about 13.5 mg, about 15 mg, about 17.5 mg, about 20 mg, about 22.5 mg, about 25 mg, about 27 mg, about 30 mg, about 40 mg, about 50 mg, about 60 mg, about 70 mg, about 80 mg, about 90 mg, about 100 mg, about 125 mg, about 150mg, or about 200 mg. In some embodiments, the plinabulin dose is about less than about 5 mg, about 10 mg, about 12.5 mg, about 13.5 mg, about 15 mg, about 17.5 mg, about 20 mg, about 22.5 mg, about 25 mg, about 27 mg, about 30 mg, about 40 mg, about 50 mg, about 60 mg, about 70 mg, about 80 mg, about 90 mg, about 100 mg, about 125 mg, about 150mg, or about 200 mg.

[0045] The chemotherapeutic composition or chemotherapeutic agent can be administered in an effective amount suitable for the treatment. In some embodiments, the method described herein comprises administering one or more chemotherapeutic agents (e.g., gemcitabine) at a dose in the range of about 40-50 mg/kg in divided doses over 2-5 days. In some embodiments, the method described herein comprises administering one or more chemotherapeutic agents at a dose in the range of about 10-30, 5-100, 10-200, 10-100, 10-90, 10-80, 10-70, 10-60, 10-50, 10-40, 10-30, 10-20, 20-200, 20-100, 20-90, 20-80, 20-70, 20-60, 20-50, 20-40, 20-30, 30-200, 30-100, 30-90, 30-80, 30-70, 30-60, 30-50, 30-40, 40-200, 40-100, 40-90, 40-80, 40-70, 40-60, 40-50, 50-300, 50-200, 50-100, 50-90, 50-80, 50-70, 50-60, 60-300, 60-200, 60-100, 60-90, 60-80, 60-70, 70-300, 70-200, 70-100, 70-90, 70-80, 80-300, 80-200, 80-100, 80-90, or 90-300, 90-200, 90-100, 100-500, 100-400, 100-300, or 100-200 mg/kg over 2-5 days per cycle. In some embodiments, the method described herein comprises administering one or more chemotherapeutic agents at a dose in the range of about 10-15 mg/kg in divided doses over 7-10 days or 3-5 mg/kg twice weekly. In some embodiments, the method described herein comprises administering one or more chemotherapeutic agents at a dose in the range of about 10-30, 5-100, 10-200, 10-100, 10-90, 10-80, 10-70, 10-60, 10-50, 10-40, 10-30, 10-20, 20-200, 20-100, 20-90, 20-80, 20-70, 20-60, 20-50, 20-40, 20-30, 30-200, 30-100, 30-90, 30-80, 30-70, 30-60, 30-50, 30-40, 40-200, 40-100, 40-90, 40-80, 40-70, 40-60, 40-50, 50-300, 50-200, 50-100, 50-90, 50-80, 50-70, 50-60, 60-300, 60-200, 60-100, 60-90, 60-80, 60-70, 70-300, 70-200, 70-100, 70-90, 70-80, 80-300, 80-200, 80-100, 80-90, or 90-300, 90-200, 90-100, 100-500, 100-400, 100-300, or 100-200 mg/kg twice weekly. In some embodiments, the method described herein comprises administering one or more chemotherapeutic agents at a dose in the range of about 1-5 mg/kg per day for both initial dose and maintenance dose.

[0046] In some embodiments, the method further comprises administering (e.g., gemcitabine) at a dose in the range of about 500 to about 1500 mg/m². In some embodiments, the method the method further comprises administering (e.g., gemcitabine) at a dose in the range of about 900 to about 1300 mg/m². In some embodiments, the method further comprises administering (e.g., gemcitabine) at a dose in the range of about 500 to about 1500 mg/m². In some embodiments, the method further comprises administering (e.g., gemcitabine) at a dose about 1000 mg/m². In some embodiments, the method further comprises administering (e.g., gemcitabine) at a dose about 1250 mg/m². In some embodiments, the gemcitabine is administered on day 1 and 8 of each 21-day cycle. In some embodiments, the gemcitabine is administered on day 1, 8, and 15 of each 21-day cycle. In some embodiments, the gemcitabine is administered daily for a week. In some embodiments, the gemcitabine is administered once a week for seven weeks, then a week rest, then once weekly for three weeks.

[0047] In some embodiments, the method further comprises administering one or more chemotherapeutic agents (e.g., gemcitabine) at a dose in the range of about 10-30, 5-100, 10-200, 10-100, 10-90, 10-80, 10-70, 10-60, 10-50, 10-40, 10-30, 10-20, 20-200, 20-100, 20-90, 20-80, 20-70, 20-60, 20-50, 20-40, 20-30, 30-200, 30-100, 30-90, 30-80, 30-70, 30-60, 30-50, 30-40, 40-200, 40-100, 40-90, 40-80, 40-70, 40-60, 40-50, 50-300, 50-200, 50-100, 50-90, 50-80, 50-70, 50-60, 60-300, 60-200, 60-100, 60-90, 60-80, 60-70, 70-300, 70-200, 70-100, 70-90, 70-80, 80-300, 80-200, 80-100, 80-90, or 90-300, 90-200, 90-100, 100-500, 100-400, 100-300, or 100-200 mg/m² daily for 5 days per cycle. In some embodiments, the method further comprises administering one or more chemotherapeutic agents at a dose of 5, 10, 15, 20, 25, 30, 35, 40, 45, 50, 55, 60, 65, 70, 75, 80, 85, 90, 95, 100, 110, 120, 130, 140, 150, 160, 170, 180, 190, 200, 210, 220, 230, 240, 250, 260, 270, 280, 290, 300, 350, 400, 450, 500, 550, 600, 650, 700, 750, 800, 850, 900 or 1000 mg/m² per cycle once every 4 weeks. In some embodiments, the method further comprises administering one or more chemotherapeutic agents at a dose of 10-30, 5-100, 10-200, 10-100, 10-90, 10-80, 10-70, 10-60, 10-50, 10-40, 10-30, 10-20, 20-200, 20-100, 20-90, 20-80, 20-70, 20-60, 20-50, 20-40, 20-30, 30-200, 30-100, 30-90, 30-80, 30-70, 30-60, 30-50, 30-40, 40-200, 40-100, 40-90, 40-80, 40-70, 40-60, 40-50, 50-300, 50-200, 50-100, 50-90, 50-80, 50-70, 50-60, 60-300, 60-200, 60-100, 60-90, 60-80, 60-70, 70-300, 70-200, 70-100, 70-90, 70-80, 80-300, 80-200, 80-100, 80-90, or 90-300, 90-200, 90-100, 100-500, 100-400, 100-300, or 100-2000 mg/m² per cycle once every 3

to 4 weeks depending on the extent of prior exposure to radiation therapy and/or prior chemotherapy. In some embodiments, the method further comprises administering one or more chemotherapeutic agents at a dose of 50 mg/m² per cycle repeated every 4 weeks. In some embodiments, the method further comprises administering one or more chemotherapeutic agents (e.g., cisplatin) at a dose in the range of about 10-30, 5-100, 10-200, 10-100, 10-90, 10-80, 10-70, 10-60, 10-50, 10-40, 10-30, 10-20, 20-200, 20-100, 20-90, 20-80, 20-70, 20-60, 20-50, 20-40, 20-30, 30-200, 30-100, 30-90, 30-80, 30-70, 30-60, 30-50, 30-40, 40-200, 40-100, 40-90, 40-80, 40-70, 40-60, 40-50, 50-300, 50-200, 50-100, 50-90, 50-80, 50-70, 50-60, 60-300, 60-200, 60-100, 60-90, 60-80, 60-70, 70-300, 70-200, 70-100, 70-90, 70-80, 80-300, 80-200, 80-100, 80-90, or 90-300, 90-200, 90-100, 100-500, 100-400, 100-300, or 100-2000 mg/m² per cycle every 3 weeks or every 4 weeks. In some embodiments, the method further comprises administering one or more chemotherapeutic agents at a dose of 30-70 or 40-60 mg/m² per cycle once every 3 weeks or every 4 weeks. In some embodiments, when more than one chemotherapeutic agent is administered to the patient, the dose of each of the chemotherapeutic agent administered can be independently selected from any one of the dose ranges described herein.

[0048] In some embodiments, one or more chemotherapeutic agents are administered at an amount of about 10-30, 5-100, 10-500, 10-400, 10-300, 10-200, 10-100, 10-90, 10-80, 10-70, 10-60, 10-50, 10-40, 10-30, 10-20, 20-500, 20-400, 20-300, 20-200, 20-100, 20-90, 20-80, 20-70, 20-60, 20-50, 20-40, 20-30, 30-500, 30-400, 30-300, 30-200, 30-100, 30-90, 30-80, 30-70, 30-60, 30-50, 30-40, 40-500, 40-400, 40-300, 40-200, 40-100, 40-90, 40-80, 40-70, 40-60, 40-50, 50-500, 50-400, 50-300, 50-200, 50-100, 50-90, 50-80, 50-70, 50-60, 60-500, 60-400, 60-300, 60-200, 60-100, 60-90, 60-80, 60-70, 70-500, 70-400, 70-300, 70-200, 70-100, 70-90, 70-80, 80-500, 80-400, 80-300, 80-200, 80-100, 80-90, 90-500, 90-400, 90-300, 90-200, 90-100, 100-500, 100-400, 100-300, or 100-200 mg per dose.

[0049] In some embodiments, the plinabulin is administered prior to the administration of the chemotherapeutic agent or chemotherapeutic composition. In some embodiments, the plinabulin is administered concurrently with the chemotherapeutic agent or chemotherapeutic composition. In some embodiments, the plinabulin is administered after the chemotherapeutic agent is administered or chemotherapeutic composition.

[0050] In some embodiments, the plinabulin is administered about 1 min, 5min, 10 min, 15 min, 20 min, 25 min, 30 min, 1h, 1.5h, 2h, 2.5h, 3h, 4h, 5h, 6h, 7h, 8h, 9h, 10h, 11h,

or 12h after the administration of a chemotherapeutic agent or chemotherapeutic composition. In some embodiments, the plinabulin is administered in less than about 1 min, 5min, 10 min, 15 min, 20 min, 25 min, 30 min, 1h, 1.5h, 2h, 2.5h, 3h, 4h, 5h, 6h, 7h, 8h, 9h, 10h, 11h, 12h, 13h, 14h, 15h, 16h, 17h, 18h, 19h, 20h, 21h, 22h, 23h, or 24h after the administration of a chemotherapeutic agent or chemotherapeutic composition. In some embodiments, the plinabulin is administered in more than about 1 min, 5min, 10 min, 15 min, 20 min, 25 min, 30 min, 1h, 1.5h, 2h, 2.5h, 3h, 4h, 5h, 6h, 7h, 8h, 9h, 10h, 11h, 12h, 13h, 14h, 15h, 16h, 17h, 18h, 19h, 20h, 21h, 22h, 23h, or 24h after the administration of a chemotherapeutic agent or chemotherapeutic composition. In some embodiments, the plinabulin is administered in about 1min-5min, 1min-10min, 1min-15min, 1min-20min, 1 min-25min, 1 min-30min, 0.25h-0.5h, 0.25-0.75h, 0.25-1h, 0.5h-1h, 0.5h-2h, 0.5h-2.5h, 1h-2h, 1h-3h, 1h-5h after the administration of a chemotherapeutic agent or chemotherapeutic composition.

[0051] In some embodiments, when plinabulin is administered prior to a chemotherapeutic agent or chemotherapeutic composition administration, the plinabulin is administered about 1min-5min, 1min-10min, 1min-15min, 1min-20min, 1 min-25min, 1 min-30min, 0.25h-0.5h, 0.25-0.75h, 0.25-1h, 0.5h-1h, 0.5h-2h, 0.5h-2.5h, 1h-2h, 1h-3h, or 1h-5h before the administration of a chemotherapeutic agent or chemotherapeutic composition. In some embodiments, the plinabulin is administered about 1 min, 5min, 10 min, 15 min, 20 min, 25 min, 30 min, 1h, 1.5h, 2h, 2.5h, 3h, 4h, 5h, 6h, 7h, 8h, 9h, 10h, 11h, or 12h before the administration of a chemotherapeutic agent or chemotherapeutic composition. In some embodiments, the plinabulin is administered in less than about 1 min, 5min, 10 min, 15 min, 20 min, 25 min, 30 min, 1h, 1.5h, 2h, 2.5h, 3h, 4h, 5h, 6h, 7h, 8h, 9h, 10h, 11h, 12h, 13h, 14h, 15h, 16h, 17h, 18h, 19h, 20h, 21h, 22h, 23h, or 24h before the administration of a chemotherapeutic agent or chemotherapeutic composition. In some embodiments, the plinabulin is administered in more than about 1 min, 5min, 10 min, 15 min, 20 min, 25 min, 30 min, 1h, 1.5h, 2h, 2.5h, 3h, 4h, 5h, 6h, 7h, 8h, 9h, 10h, 11h, 12h, 13h, 14h, 15h, 16h, 17h, 18h, 19h, 20h, 21h, 22h, 23h, or 24h before the administration of a chemotherapeutic agent or chemotherapeutic composition. In some embodiments, plinabulin is administered about 30mins before the administration of a chemotherapeutic agent or chemotherapeutic composition.

[0052] In some embodiments, the treatment schedule includes co-administration of a chemotherapeutic agent or chemotherapeutic composition and plinabulin on day 1, 8 of each 21-day cycle. In some embodiments, the treatment schedule includes co-administration of a chemotherapeutic agent or chemotherapeutic composition and plinabulin on day 1, 8, 15 of each 21-day cycle. In some embodiments, the treatment schedule includes co-administration of a chemotherapeutic agent or chemotherapeutic composition and plinabulin on day 1 of each 21-day cycle. In some embodiments, the treatment schedule includes co-administration of a chemotherapeutic agent or chemotherapeutic composition and plinabulin on day 1 of each 21-day cycle, and the treatment is repeated for two cycles. In some embodiments, the treatment schedule includes co-administration of a chemotherapeutic agent or chemotherapeutic composition and plinabulin on day 1 of each 21-day cycle, and the treatment is repeated for three cycles. In some embodiments, the treatment schedule includes co-administration of a chemotherapeutic agent or chemotherapeutic composition and plinabulin on day 1 of each 21-day cycle, and the treatment is repeated for four cycles. In some embodiments, the treatment schedule includes co-administration of a chemotherapeutic agent or chemotherapeutic composition and plinabulin on day 1 of each 21-day cycle, and the treatment is repeated for five cycles. In some embodiments, the treatment schedule includes co-administration of a chemotherapeutic agent or chemotherapeutic composition and plinabulin once every 3 weeks. In some embodiments, the treatment schedule includes co-administration of a chemotherapeutic agent or chemotherapeutic composition and plinabulin once every 1 week, 2 weeks, 3 weeks, 4 weeks, 5 weeks, 6 weeks, 7 weeks, or 8 weeks. In some embodiments, the treatment schedule includes co-administration of a chemotherapeutic agent or chemotherapeutic composition and plinabulin two times every 1 week, 2 weeks, 3 weeks, 4 weeks, 5 weeks, 6 weeks, 7 weeks, or 8 weeks. In some embodiments, the treatment schedule includes co-administration of a chemotherapeutic agent or chemotherapeutic composition and plinabulin once every 1 week in a treatment cycle of 1 week, 2 weeks, 3 weeks, 4 weeks, 5 weeks, 6 weeks, 7 weeks, or 8 weeks. In some embodiments, the treatment schedule includes co-administration of a chemotherapeutic agent or chemotherapeutic composition and plinabulin twice every 1 week in a treatment cycle of 1 week, 2 weeks, 3 weeks, 4 weeks, 5 weeks, 6 weeks, 7 weeks, or 8 weeks. In some embodiments, the treatment schedule includes co-administration of a chemotherapeutic agent or chemotherapeutic composition and

plinabulin on day 1, day 8, and day 15 of a 21-day treatment cycle. In some embodiments, co-administration of a chemotherapeutic agent or chemotherapeutic composition and plinabulin includes administering the chemotherapeutic agent prior to administering plinabulin. In some embodiments, co-administration of a chemotherapeutic agent or chemotherapeutic composition and plinabulin includes that the chemotherapeutic agent or composition is administered about 30 mins prior to plinabulin administration. In some embodiments, co-administration of a chemotherapeutic agent or chemotherapeutic composition and plinabulin includes that the chemotherapeutic agent or composition is administered about 30 mins to 1 hour prior to plinabulin administration. In some embodiments, co-administration of a chemotherapeutic agent or chemotherapeutic composition and plinabulin includes that the chemotherapeutic agent or composition is administered about 30 mins to 2 hour prior to plinabulin administration. In some embodiments, co-administration of a chemotherapeutic agent or chemotherapeutic composition and plinabulin includes administering the chemotherapeutic agent after administering plinabulin. In some embodiments, co-administration of a chemotherapeutic agent or chemotherapeutic composition and plinabulin includes administering the chemotherapeutic agent concurrently with plinabulin. The chemotherapeutic composition described herein can independently be the first, second, third, fourth, fifth, sixth, seventh, or eighth chemotherapeutic composition. In some embodiments, the treatment schedule includes co-administration of a chemotherapeutic agent or chemotherapeutic composition and plinabulin every day of the week for a week. In some embodiments, the treatment schedule includes co-administration of a chemotherapeutic agent or chemotherapeutic composition and plinabulin every day of the week for 2 weeks, 3 weeks, or 4 weeks. In some embodiments, the treatment schedule includes co-administration of a chemotherapeutic agent or chemotherapeutic composition and plinabulin on day 1 in weekly treatment. In some embodiments, the treatment schedule includes co-administration of a chemotherapeutic agent or chemotherapeutic composition and plinabulin on day 1 and day 2 in weekly treatment. In some embodiments, the treatment schedule includes co-administration of the chemotherapeutic agent or chemotherapeutic composition and plinabulin on day 1, day 2, and day 3 in weekly treatment. In some embodiments, the treatment schedule includes co-administration of the chemotherapeutic agent or chemotherapeutic composition and plinabulin on day 1, day 2, day 3 in weekly treatment. In some embodiments, the treatment schedule

includes co-administration of the chemotherapeutic agent or chemotherapeutic composition and plinabulin on day 1, day 2, day 3, and day 4 in weekly treatment. In some embodiments, the treatment schedule includes co-administration of the chemotherapeutic agent or chemotherapeutic composition and plinabulin on day 1, day 2, day 3, day 4, and day 5 in weekly treatment. In some embodiments, the treatment schedule includes co-administration of the chemotherapeutic agent or chemotherapeutic composition and plinabulin on day 1, day 2, day 3, day 4, day 5, and day 6 in weekly treatment. In some embodiments, the treatment schedule includes co-administration of a chemotherapeutic agent or chemotherapeutic composition and plinabulin on day 1, day 3, and day 5 in weekly treatment. In some embodiments, the chemotherapeutic composition used on each administration day can be the same or different. In some embodiments, the chemotherapeutic composition used on the first administration day is different from the chemotherapeutic composition used on the rest of the administration days. In some embodiments, the chemotherapeutic composition used on the first administration day is the same as or different from the chemotherapeutic composition used on the second administration day. In some embodiments, the chemotherapeutic composition used on the first administration day is the same as or different from the chemotherapeutic composition used on the third administration day. In some embodiments, the chemotherapeutic composition used on the first administration day is the same as or different from the chemotherapeutic composition used on the fourth administration day. In some embodiments, the chemotherapeutic composition used on the first administration day is the same as or different from the chemotherapeutic composition used on the fifth administration day. In some embodiments, the chemotherapeutic composition used on the first administration day is the same as or different from the chemotherapeutic composition used on the sixth administration day. In some embodiments, the chemotherapeutic composition used on the first administration day is the same as or different from the chemotherapeutic composition used on the seventh administration day.

[0053] In some embodiments, the treatment schedule includes administration of a chemotherapeutic agent or chemotherapeutic composition (e.g., the first, the second, the third, the fourth, the fifth, the sixth, the seventh, or the eighth) once every 3 weeks. In some embodiments, the treatment schedule includes administration of a chemotherapeutic agent or chemotherapeutic composition once every 1 week, 2 weeks, 3 weeks, 4 weeks, 5 weeks, 6

weeks, 7 weeks, or 8 weeks. In some embodiments, the treatment schedule includes administration of a chemotherapeutic agent or chemotherapeutic composition two times every 1 week, 2 weeks, 3 weeks, 4 weeks, 5 weeks, 6 weeks, 7 weeks, or 8 weeks. In some embodiments, the treatment schedule includes administration of a chemotherapeutic agent or chemotherapeutic composition once every 1 week in a treatment cycle of 1 week, 2 weeks, 3 weeks, 4 weeks, 5 weeks, 6 weeks, 7 weeks, or 8 weeks. In some embodiments, the treatment schedule includes administration of a chemotherapeutic agent or chemotherapeutic composition twice every 1 week in a treatment cycle of 1 week, 2 weeks, 3 weeks, 4 weeks, 5 weeks, 6 weeks, 7 weeks, or 8 weeks. In some embodiments, the treatment schedule includes administration of a chemotherapeutic agent or chemotherapeutic composition three times (e.g., day 1, 2, 3, or day 1, 3, 5) every week in a treatment cycle of 1 week, 2 weeks, 3 weeks, 4 weeks, 5 weeks, 6 weeks, 7 weeks, or 8 weeks. In some embodiments, the treatment schedule includes administration of a chemotherapeutic agent or chemotherapeutic composition day 1, day 8, and day 15 of a 21-day treatment cycle. The chemotherapeutic composition described herein can independently be the first, second, third, fourth, fifth, sixth, seventh, or eighth chemotherapeutic composition. In some embodiments, the treatment schedule includes administration of a chemotherapeutic agent or chemotherapeutic composition every day of the week for a week. In some embodiments, the treatment schedule includes administration of a chemotherapeutic agent or chemotherapeutic composition every day of the week for 2 weeks, 3 weeks, or 4 weeks. In some embodiments, the treatment schedule includes administration of a chemotherapeutic agent or chemotherapeutic composition on day 1 in weekly treatment. In some embodiments, the treatment schedule includes administration of a chemotherapeutic agent or chemotherapeutic composition on day 1 and day 2 in weekly treatment. In some embodiments the treatment schedule includes administration of a chemotherapeutic agent or chemotherapeutic composition on day 1, day 2, and day 3 in weekly treatment. In some embodiments, the treatment schedule includes administration of a chemotherapeutic agent or chemotherapeutic composition on day 1, day 3, day 5 in weekly treatment. In some embodiments, the treatment schedule includes administration of a chemotherapeutic agent or chemotherapeutic composition on day 1, day 2, day 3, and day 4 in weekly treatment. In some embodiments, the treatment schedule includes administration of a chemotherapeutic agent or chemotherapeutic composition on day 1, day 2, day 3, day 4, and day 5 in weekly treatment.

The treatment schedule includes administration of a chemotherapeutic agent or chemotherapeutic composition on day 1, day 2, day 3, day 4, day 5, and day 6 in weekly treatment.

[0054] In some embodiments, the treatment schedule includes administration of plinabulin once every 3 weeks. In some embodiments, the treatment schedule includes administration of plinabulin once every 1 week, 2 weeks, 3 weeks, 4 weeks, 5 weeks, 6 weeks, 7 weeks, or 8 weeks. In some embodiments, the treatment schedule includes administration of plinabulin two times every 1 week, 2 weeks, 3 weeks, 4 weeks, 5 weeks, 6 weeks, 7 weeks, or 8 weeks. In some embodiments, the treatment schedule includes administration of plinabulin once every 1 week in a treatment cycle of 1 week, 2 weeks, 3 weeks, 4 weeks, 5 weeks, 6 weeks, 7 weeks, or 8 weeks. In some embodiments, the treatment schedule includes administration of plinabulin twice every 1 week in a treatment cycle of 1 week, 2 weeks, 3 weeks, 4 weeks, 5 weeks, 6 weeks, 7 weeks, or 8 weeks. In some embodiments, the treatment schedule includes administration of plinabulin three times (e.g., day 1, 2, 3, or day 1, 3, 5) every 1 week in a treatment cycle of 1 week, 2 weeks, 3 weeks, 4 weeks, 5 weeks, 6 weeks, 7 weeks, or 8 weeks. In some embodiments, the treatment schedule includes administration of plinabulin day 1, day 8, and day 15 of a 21-day treatment cycle. The chemotherapeutic composition described herein can independently be the first, second, third, fourth, fifth, sixth, seventh, or eighth chemotherapeutic composition. In some embodiments, the treatment schedule includes administration of plinabulin every day of the week for a week. In some embodiments, the treatment schedule includes administration of plinabulin every day of the week for 2 weeks, 3 weeks, or 4 weeks. In some embodiments, the treatment schedule includes administration of plinabulin on day 1 in weekly treatment. In some embodiments, the treatment schedule includes administration of plinabulin on day 1 and day 2 in weekly treatment. In some embodiments the treatment schedule includes administration of plinabulin on day 1, day 2, and day 3 in weekly treatment. In some embodiments, the treatment schedule includes administration of plinabulin on day 1, day 3, day 5 in weekly treatment. In some embodiments, the treatment schedule includes administration of plinabulin on day 1, day 2, day 3, and day 4 in weekly treatment. In some embodiments, the treatment schedule includes administration of plinabulin on day 1, day 2, day 3, day 4, and day 5 in weekly treatment. the treatment schedule includes administration of plinabulin on day 1, day 2, day 3, day 4, day 5, and day 6 in weekly

treatment. In some embodiments, the treatment schedule includes administration of plinabulin on day 1 in a 21 day treatment cycle about 30 mins after the administration of the chemotherapeutic agent.

[0055] The treatment cycle can be repeated as long as the regimen is clinically tolerated. In some embodiments, the treatment cycle for the chemotherapeutic agent and plinabulin is repeated for n times, wherein n is an integer in the range of 2 to 30. In some embodiments, n is 2, 3, 4, 5, 6, 7, 8, 9, or 10. In some embodiments, a new treatment cycle can occur immediately after the completion of the previous treatment cycle. In some embodiments, a new treatment cycle can occur a period of time after the completion of the previous treatment cycle. In some embodiments, a new treatment cycle can occur after 1 week, 2 weeks, 3 weeks, 4 weeks, 5 weeks, 6 weeks, or 7 weeks after the completion of the previous treatment cycle.

[0056] In some embodiments, the use of plinabulin can reduce the incidence of thrombocytopenia (e.g., Grade 1, 2, 3 or 4) by at least about 5%, 10%, 12.5%, 15%, 17.5%, 20%, 22.5%, 25%, 27.5%, 30%, 32.5%, 35%, 37.5%, 40%, 42.5%, 45%, 47.5%, 50%, 52.5%, 55%, 57.5%, 60%, 62.5%, 65%, 67.5%, 70%, 72.5%, 75%, 77.5%, 80%, 82.5%, 85%, 87.5%, 90%, 95%, or 100%. In some embodiments, the use of plinabulin can reduce the incidence of thrombocytopenia (e.g., Grade 1, 2, 3 or 4) by at least about 5%, 10%, 12.5%, 15%, 17.5%, 20%, 22.5%, 25%, 27.5%, 30%, 32.5%, 35%, 37.5%, 40%, 42.5%, 45%, 47.5%, 50%, 52.5%, 55%, 57.5%, 60%, 62.5%, 65%, 67.5%, 70%, 72.5%, 75%, 77.5%, 80%, 82.5%, 85%, 87.5%, 90%, 95%, or 100%. In some embodiments, the use of plinabulin can reduce the incidence of thrombocytopenia (e.g., Grade 1, 2, 3 or 4) by less than about 5%, 10%, 12.5%, 15%, 17.5%, 20%, 22.5%, 25%, 27.5%, 30%, 32.5%, 35%, 37.5%, 40%, 42.5%, 45%, 47.5%, 50%, 52.5%, 55%, 57.5%, 60%, 62.5%, 65%, 67.5%, 70%, 72.5%, 75%, 77.5%, 80%, 82.5%, 85%, 87.5%, 90%, 95%, or 100%. In some embodiments, the use of plinabulin can reduce the incidence of thrombocytopenia (e.g., Grade 1, 2, 3 or 4) in the range of about 5% - 40%, 10%-40%, 12.5%-40%, 5% - 50%, 10%-50%, 12.5%-50%, 15%-50%, 17.5%-50%, 20%-50%, 25%-50%, 27.5%-50%, 30%-50%, 5% - 60%, 10%-60%, 12.5%-60%, 15%-60%, 17.5%-60%, 20%-60%, 25%-60%, 27.5%-60%, 30%-60%, 35%-60%, 37.5%-60%, 40%-60%, 45%-70%, or 50%-80%.

[0057] Both thrombocytopenia (TP) and $\geq 30\%$ decrease in platelet count are associated with increased mortality, morbidity, and length of stay (LOS) for patients, as described in *J Pediatr Hematol Oncol*, V33:8 (December 2011), which is incorporated by reference in its entirety. Plinabulin can reduce the incidence of thrombocytopenia by at least 30%. In some embodiments, plinabulin can prevent the platelet count from decreasing for more than 30%. In some embodiments, plinabulin can prevent the platelet count from decreasing for more than 30%. In some embodiments, plinabulin can prevent the platelet count from decreasing for more than 30%. In some embodiments, plinabulin can prevent the platelet count from decreasing for more than 20%. In some embodiments, plinabulin can prevent the platelet count from decreasing for more than 40%. In some embodiments, plinabulin can prevent the platelet count from decreasing for more than 50%.

[0058] In some embodiments, the use of plinabulin can be about 10%, 20%, 30%, 40%, 50%, 60%, 70%, 80%, 90%, 100%, 110%, 120%, 130%, 140%, 150%, 160%, 170%, 180%, 190%, 200%, more effective than the use of pegfilgrastim in reducing the incidence of thrombocytopenia (e.g., Grade 1, 2, 3 or 4). In some embodiments, the use of plinabulin can be greater than about 10%, 20%, 30%, 40%, 50%, 60%, 70%, 80%, 90%, 100%, 110%, 120%, 130%, 140%, 150%, 160%, 170%, 180%, 190%, 200%, 225%, 250%, 275%, or 300%, more effective than the use of pegfilgrastim in reducing the incidence of thrombocytopenia (e.g., Grade 1, 2, 3 or 4). In some embodiments, the use of plinabulin can be less than about 10%, 20%, 30%, 40%, 50%, 60%, 70%, 80%, 90%, 100%, 110%, 120%, 130%, 140%, 150%, 160%, 170%, 180%, 190%, 200%, 225%, 250%, 275%, 300%, 350% 400%, 450%, or 500% more effective than the use of pegfilgrastim in reducing the incidence of thrombocytopenia (e.g., Grade 1, 2, 3 or 4). In some embodiments, the use of plinabulin can be greater than about 10%, 20%, 30%, 40%, 50%, 60%, 70%, 80%, 90%, 100%, 110%, 120%, 130%, 140%, 150%, 160%, 170%, 180%, 190%, 200%, 225%, 250%, 275%, 300%, 350% 400%, 450%, or 500% more effective than the use of pegfilgrastim in reducing the incidence of thrombocytopenia (e.g., Grade 1, 2, 3 or 4).

[0059] In some embodiments, the use of plinabulin can reduce the duration of thrombocytopenia by about 5%, 10%, 12.5%, 15%, 17.5%, 20%, 22.5%, 25%, 27.5%, 30%, 32.5%, 35%, 37.5%, 40%, 42.5%, 45%, 47.5%, 50%, 52.5%, 55%, 57.5%, 60%, 62.5%, 65%, 67.5%, 70%, 72.5%, 75%, 77.5%, 80%, 82.5%, 85%, 87.5%, 90%, 95%, 100%, 110%, 120%,

130%, 140%, 150%, 160%, 170%, 180%, 190%, 200%, 225%, 250%, 275%, 300%, 350% 400%, 450%, 500%, 600%, 700%, 800%, 900%, 10 times, 11 times, 12 times, 13 times, 14 times, 15 times, or 16 times. In some embodiments, the use of plinabulin can reduce the duration of thrombocytopenia by greater than about 5%, 10%, 12.5%, 15%, 17.5%, 20%, 22.5%, 25%, 27.5%, 30%, 32.5%, 35%, 37.5%, 40%, 42.5%, 45%, 47.5%, 50%, 52.5%, 55%, 57.5%, 60%, 62.5%, 65%, 67.5%, 70%, 72.5%, 75%, 77.5%, 80%, 82.5%, 85%, 87.5%, 90%, 95%, 100%, 110%, 120%, 130%, 140%, 150%, 160%, 170%, 180%, 190%, 200%, 225%, 250%, 275%, 300%, 350% 400%, 450%, 500%, 600%, 700%, 800%, 900%, 10 times, 11 times, 12 times, 13 times, 14 times, 15 times, or 16 times. In some embodiments, the use of plinabulin can reduce the duration of thrombocytopenia by less than about 5%, 10%, 12.5%, 15%, 17.5%, 20%, 22.5%, 25%, 27.5%, 30%, 32.5%, 35%, 37.5%, 40%, 42.5%, 45%, 47.5%, 50%, 52.5%, 55%, 57.5%, 60%, 62.5%, 65%, 67.5%, 70%, 72.5%, 75%, 77.5%, 80%, 82.5%, 85%, 87.5%, 90%, 95%, 100%, 110%, 120%, 130%, 140%, 150%, 160%, 170%, 180%, 190%, 200%, 225%, 250%, 275%, 300%, 350% 400%, 450%, 500%, 600%, 700%, 800%, 900%, 10 times, 11 times, 12 times, 13 times, 14 times, 15 times, or 16 times. In some embodiments, the use of plinabulin can reduce the duration of thrombocytopenia in the range of about 5% -15 times, 20% - 10 times, or 50%-500%.

[0060] For patients who receive gemcitabine treatment, in some embodiments, the use of plinabulin can lead to an increase of platelet count by about 5%, 10%, 12.5%, 15%, 17.5%, 20%, 22.5%, 25%, 27.5%, 30%, 32.5%, 35%, 37.5%, 40%, 42.5%, 45%, 47.5%, 50%, 52.5%, 55%, 57.5%, 60%, 62.5%, 65%, 67.5%, 70%, 72.5%, 75%, 77.5%, 80%, 82.5%, 85%, 87.5%, 90%, 95%, 100%, 110%, 120%, 130%, 140%, 150%, 160%, 170%, 180%, 190%, 200%, 225%, 250%, 275%, 300%, 350% 400%, 450%, 500%, 600%, 700%, 800%, 900%, 10 times, 11 times, 12 times, 13 times, 14 times, 15 times, or 16 times faster. For patients who receive gemcitabine treatment, in some embodiments, the use of plinabulin can lead to an increase of platelet count at least about 5%, 10%, 12.5%, 15%, 17.5%, 20%, 22.5%, 25%, 27.5%, 30%, 32.5%, 35%, 37.5%, 40%, 42.5%, 45%, 47.5%, 50%, 52.5%, 55%, 57.5%, 60%, 62.5%, 65%, 67.5%, 70%, 72.5%, 75%, 77.5%, 80%, 82.5%, 85%, 87.5%, 90%, 95%, 100%, 110%, 120%, 130%, 140%, 150%, 160%, 170%, 180%, 190%, 200%, 225%, 250%, 275%, 300%, 350% 400%, 450%, 500%, 600%, 700%, 800%, 900%, 10 times, 11 times, 12 times, 13 times, 14 times, 15 times, or 16 times faster. For patients who receive gemcitabine

treatment, in some embodiments, the use of plinabulin can lead to an increase of platelet count less than about 5%, 10%, 12.5%, 15%, 17.5%, 20%, 22.5%, 25%, 27.5%, 30%, 32.5%, 35%, 37.5%, 40%, 42.5%, 45%, 47.5%, 50%, 52.5%, 55%, 57.5%, 60%, 62.5%, 65%, 67.5%, 70%, 72.5%, 75%, 77.5%, 80%, 82.5%, 85%, 87.5%, 90%, 95%, 100%, 110%, 120%, 130%, 140%, 150%, 160%, 170%, 180%, 190%, 200%, 225%, 250%, 275%, 300%, 350% 400%, 450%, 500%, 600%, 700%, 800%, 900%, 10 times, 11 times, 12 times, 13 times, 14 times, 15 times, or 16 times. For patients who receive gemcitabine treatment, in some embodiments, the use of plinabulin can lead to an increase of platelet count in the range of about 5% -15 times, 20% - 10 times, or 50%-500%.

[0061] In some embodiments, plinabulin can be about 5%, 10%, 12.5%, 15%, 17.5%, 20%, 22.5%, 25%, 27.5%, 30%, 32.5%, 35%, 37.5%, 40%, 42.5%, 45%, 47.5%, 50%, 52.5%, 55%, 57.5%, 60%, 62.5%, 65%, 67.5%, 70%, 72.5%, 75%, 77.5%, 80%, 82.5%, 85%, 87.5%, 90%, 95%, 100%, 110%, 120%, 130%, 140%, 150%, 160%, 170%, 180%, 190%, 200%, 225%, 250%, 275%, 300%, 350% 400%, 450%, 500%, 600%, 700%, 800%, 900%, 10 times, 11 times, 12 times, 13 times, 14 times, 15 times, or 16 times more effective than G-CSF (e.g., pegfilgrastim or filgrastim) in reducing the duration of thrombocytopenia. In some embodiments, plinabulin can be greater than about 5%, 10%, 12.5%, 15%, 17.5%, 20%, 22.5%, 25%, 27.5%, 30%, 32.5%, 35%, 37.5%, 40%, 42.5%, 45%, 47.5%, 50%, 52.5%, 55%, 57.5%, 60%, 62.5%, 65%, 67.5%, 70%, 72.5%, 75%, 77.5%, 80%, 82.5%, 85%, 87.5%, 90%, 95%, 100%, 110%, 120%, 130%, 140%, 150%, 160%, 170%, 180%, 190%, 200%, 225%, 250%, 275%, 300%, 350% 400%, 450%, 500%, 600%, 700%, 800%, 900%, 10 times, 11 times, 12 times, 13 times, 14 times, 15 times, or 16 times more effective than G-CSF (e.g., pegfilgrastim or filgrastim) in reducing the duration of thrombocytopenia. In some embodiments, plinabulin can be less than about 5%, 10%, 12.5%, 15%, 17.5%, 20%, 22.5%, 25%, 27.5%, 30%, 32.5%, 35%, 37.5%, 40%, 42.5%, 45%, 47.5%, 50%, 52.5%, 55%, 57.5%, 60%, 62.5%, 65%, 67.5%, 70%, 72.5%, 75%, 77.5%, 80%, 82.5%, 85%, 87.5%, 90%, 95%, 100%, 110%, 120%, 130%, 140%, 150%, 160%, 170%, 180%, 190%, 200%, 225%, 250%, 275%, 300%, 350% 400%, 450%, 500%, 600%, 700%, 800%, 900%, 10 times, 11 times, 12 times, 13 times, 14 times, 15 times, or 16 times more effective than G-CSF (e.g., pegfilgrastim or filgrastim) in reducing the duration of thrombocytopenia. In some embodiments, plinabulin

can be in the range of about 5% -15 times, 20% - 10 times, or 50%-500% more effective than G-CSF (e.g., pegfilgrastim or filgrastim) in reducing the duration of thrombocytopenia.

[0062] The administration period can be a multi-week treatment cycle as long as the tumor remains under control and the regimen is clinically tolerated. In some embodiments, a single dosage of Plinabulin or other therapeutic agent can be administered once a week, and preferably once on each of day 1 and day 8 of a three-week (21 day) treatment cycle. In some embodiments, a single dosage of Plinabulin or other therapeutic agent can be administered once a week, twice a week, three times per week, four times per week, five times per week, six times per week, or daily during a one-week, two-week, three-week, four-week, or five-week treatment cycle. The administration can be on the same or different day of each week in the treatment cycle.

[0063] The treatment cycle can be repeated as long as the regimen is clinically tolerated. In some embodiments, the treatment cycle is repeated for n times, wherein n is an integer in the range of 2 to 30. In some embodiments, n is 2, 3, 4, 5, 6, 7, 8, 9, or 10. In some embodiments, a new treatment cycle can occur immediately after the completion of the previous treatment cycle. In some embodiments, a new treatment cycle can occur a period of time after the completion of the previous treatment cycle.

[0064] Administration of the pharmaceutical compositions described herein can be via any of the accepted modes of administration for agents that serve similar utilities including, but not limited to, orally, sublingually, buccally, subcutaneously, intravenously, intranasally, topically, transdermally, intradermally, intraperitoneally, intramuscularly, intrapulmonarily, vaginally, rectally, or intraocularly. Oral and parenteral administrations are customary in treating the indications that are the subject of the preferred embodiments.

[0065] Some embodiments relate to a method of reducing thrombocytopenia in a subject, comprising administering plinabulin or a pharmaceutically acceptable salt thereof to a subject in need thereof. In some embodiments, the thrombocytopenia is chemotherapy-induced. In some embodiments, the thrombocytopenia is induced by administration of a chemotherapeutic composition. The chemotherapeutic composition can include one or more chemotherapeutic agents. In some embodiments, the chemotherapeutic agent is a nucleoside analog. In some embodiments, the chemotherapeutic agent is gemcitabine.

[0066] In some embodiments, the thrombocytopenia is induced by radiation therapy. Some embodiments include reducing the likelihood of onset of, or reducing the severity of, thrombocytopenia in a subject, comprising administering plinabulin to a subject in need thereof.

[0067] Some embodiments of the foregoing methods comprise administering plinabulin or a pharmaceutically acceptable salt thereof and one or more additional chemotherapeutic agents. In various embodiments, the additional chemotherapeutic agent is selected from the group consisting of cyclophosphamide, doxorubicin, paclitaxel, carboplatin, cisplatin, irinotecan, topotecan, and pharmaceutically acceptable salts thereof, or combinations of two or more of the foregoing, or combinations of one or more of the foregoing and docetaxel. In one embodiment, plinabulin and the one or more additional chemotherapeutic agent are administered simultaneously. In one such embodiment, administration in combination is accomplished by combining the agents in a single dosage form. In another embodiment, the agents are administered sequentially. In one embodiment the agents are administered through the same route, such as orally or intravenously. In another embodiment, the agents are administered through different routes, such as one being administered orally and another being administered i.v. In some embodiments, the time period between administration of one or more agent and administration of the co-administered one or more agent can be about 1 hour, 2 hours, 3 hours, 5 hours, 8 hours, 10 hours, 12 hours, 15 hours, 18 hours, 20 hours, 24 hours, 36 hours, 48 hours, 3 days, 4 days, 5 days, 6 days, 7 days, 10 days, 14 days, 21 days, 28 days, or 30 days. In some embodiments, plinabulin is administered prior to administration of the one or more additional chemotherapeutic agents. In other embodiments, the additional chemotherapeutic agents are administered prior to plinabulin.

[0068] In some embodiments, the method described herein comprises co-administering one or more chemotherapeutic agents and plinabulin. In some embodiments, the method described herein comprises co-administering two chemotherapeutic agents and plinabulin. In some embodiments, the method described herein comprises co-administering three chemotherapeutic agents and plinabulin. In some embodiments, the method described herein comprises co-administering four chemotherapeutic agents and plinabulin. For embodiments wherein plinabulin is administered with one or more chemotherapeutic agents or

chemotherapeutic composition, G-CSF can also be administered to the patient in combination with plinabulin.

[0069] In some embodiments, when a second and/or third chemotherapeutic agents are administered with the first chemotherapeutic agent and plinabulin, the second or third chemotherapeutic agent can be administered prior to, after, or concurrently with the coadministration of the first chemotherapeutic agent and plinabulin. In some embodiments, the administration schedule of the second or third chemotherapeutic agent can be different from the first chemotherapeutic agent. In some embodiments, the administration schedule of the second or third chemotherapeutic agent can be the same as the first chemotherapeutic agent.

[0070] In some embodiments, the additional chemotherapeutic agent does not include docetaxel. In some embodiments, the additional chemotherapeutic agent does not include a taxane.

[0071] Some embodiments comprise administering plinabulin or a pharmaceutically acceptable salt thereof and radiation therapy to a subject.

[0072] Some embodiments comprise administering plinabulin or a pharmaceutically acceptable salt thereof, G-CSF, and radiation therapy to a subject. In some embodiments, the patient also receives platelet transfusion. In some embodiments, the method described herein also include administering G-CSF. In some embodiments, the method described herein does not include administering G-CSF.

[0073] Some embodiments include identifying that a subject is suffering from thrombocytopenia and then administering plinabulin or a pharmaceutically acceptable salt thereof to the subject. Other embodiments include administering plinabulin or a pharmaceutically acceptable salt thereof to a subject before detection of thrombocytopenia to reduce the incidence or severity thereof. For example, some embodiments include identifying a subject that is at risk for developing thrombocytopenia (e.g., due to myelosuppressive chemotherapy or radiation therapy) but does not yet exhibit thrombocytopenia, and then administering plinabulin or a pharmaceutically acceptable salt thereof to the subject.

[0074] In some embodiments, plinabulin can be used together with G-CSF to reduce, ameliorate, or prevent thrombocytopenia caused by a chemotherapeutic agent or chemotherapeutic composition or radiation therapy.

[0075] In some embodiments of the foregoing methods, an additional agent that acts to reduce thrombocytopenia are also administered. For example, in some embodiments, the methods are practiced without administering a G-CSF (e.g., pegfilgrastim or filgrastim). In some embodiments, the methods are practiced without administering any additional active agent beyond the agents recited in above.

[0076] In some of the foregoing embodiments, the subject is a human.

[0077] In some embodiments, the methods described above can be achieved by administering plinabulin and any additional chemotherapeutic agents via any of the accepted modes of administration for agents that serve similar utilities including, but not limited to, orally, sublingually, buccally, subcutaneously, intravenously, intranasally, topically, transdermally, intradermally, intraperitoneally, intramuscularly, intrapulmonarily, vaginally, rectally, or intraocularly. Oral and parenteral administrations are customary in treating the indications that are the subject of the preferred embodiments.

[0078] The administration period can be a multi-week treatment cycle. In some embodiments, a single dosage of Plinabulin or other therapeutic agent can be administered once a week, and preferably once on each of day 1 and day 8 of a three-week (21 day) treatment cycle. In some embodiments, a single dosage of Plinabulin or other therapeutic agent can be administered once a week, twice a week, three times per week, four times per week, five times per week, six times per week, or daily during a one-week, two-week, three-week, four-week, or five-week treatment cycle. The administration can be on the same or different day of each week in the treatment cycle.

[0079] The treatment cycle can be repeated as long as the regimen is clinically tolerated. In some embodiments, the treatment cycle is repeated for n times, wherein n is an integer in the range of 2 to 30. In some embodiments, n is 2, 3, 4, 5, 6, 7, 8, 9, or 10. In some embodiments, a new treatment cycle can occur immediately after the completion of the previous treatment cycle. In some embodiments, a new treatment cycle can occur a period of time after the completion of the previous treatment cycle.

Pharmaceutical Compositions

[0080] Some embodiments include pharmaceutical compositions comprising plinabulin or a pharmaceutically effective salt thereof and an additional chemotherapeutic agent. In various embodiments, the additional chemotherapeutic agent is selected from the

group consisting of methotrexate, vinblastine, doxorubicin, cisplatin, MVAC (methotrexate, vinblastine, doxorubicin and cisplatin), docetaxel, trastuzumab, cyclophosphamide, paclitaxel, dose-dense AC followed by T (i.e., doxorubicin, cyclophosphamide, paclitaxel), TAC (docetaxel, doxorubicin, cyclophosphamide), fluorouracil, bleomycin, etoposide, vincristine, procarbazine, prednisone, BEACOPP (bleomycin, etoposide, doxorubicin, cyclophosphamide, vincristine, procarbazine, prednisone), gemcitabine, ifosfamide, carboplatin, ICE (ifosfamide, carboplatin, etoposide), rituximab, RICE (rituximab, ifosfamide, carboplatin, etoposide), CHOP-14 (cyclophosphamide, doxorubicin, vincristine, prednisone), mesna, novantrone, MINE (mesna, ifosfamide, novantrone, etoposide), dexamethasone, cytarabine DHAP (dexamethasone, cisplatin, cytarabine), methylprednisolone, ESHAP (etoposide, methylprednisolone, cisplatin, cytarabine), HyperCVAD and rituximab (cyclophosphamide, vincristine, doxorubicin, dexamethasone, rituximab), dacarbazine, vinblastine, dacarbazine-based combination (dacarbazine, cisplatin, vinblastine), dacarbazine-based combination with IL-2 and interferon alfa (dacarbazine, cisplatin, vinblastine, IL-2, interferon alfa), topotecan, MAID (mesna, doxorubicin, ifosfamine, dacarbazine), VeIP (vinblastine, ifosfamide, cisplatin), VIP (etoposide, ifosfamide, cisplatin), TIP (paclitaxel, ifosfamide, cisplatin), gemcitabine, CMF classic (cyclophosphamide, methotrexate, fluorouracil), AC (doxorubicin, cyclophosphamide), FEC (fluorouracil, epirubicin, cyclophosphamide), TC (docetaxel, cyclophosphamide), cisplatin/topotecan, paclitaxel/cisplatin, irincotecan, FOLFOX (fluorouracil, leucovorin, oxaliplatin), irincotecan/cisplatin, epirubicin/cisplatin/5-fluorouracil, epirubicin/cisplatin/capecitabine, DT-PACE (dexamethasone/thalidomide/cisplatin/doxorubicin/cyclophosphamide/etoposide), ET-PACE and bortezomib, EPOCH (etoposide, prednisone, vincristine, cyclophosphamide, doxorubicin), GDP (gemcitabine, dexamethasone, cisplatin), GDP and rituximab, FMR (fludarabine, mitoxantrone, rituximab, CHOP and rituximab (cyclophosphamide, doxorubicin, vincristine, prednisone, rituximab), cisplatin/paclitaxel, cisplatin/vinorelbine, cisplatin/docetaxel, cisplatin/etoposide, carboplatin/paclitaxel, carboplatin/docetaxel, FOLFIRINOX (5-FU/leucovorin, irinotecan and oxaliplatin), cabazitaxel, etoposide/carboplatin, etoposide/cisplatin. In some embodiments, the one or more additional chemotherapeutic compositions (e.g., the second, third, fourth, fifth, sixth, seventh, or eighth chemotherapeutic composition) can independently include one or more agents selected from

the group consisting of methotrexate, vinblastine, doxorubicin, cisplatin, docetaxel, trastuzumab, cyclophosphamide, paclitaxel, fluorouracil, bleomycin, etoposide, vincristine, procarbazine, prednisone, gemcitabine, ifosfamide, carboplatin, mesna, novantrone, cytarabine methylprednisolone, rituximab dacarbazine, vinblastine, topotecan, gemcitabine, irincotecan, epirubicin, 5-fluorouracil, capecitabine, bortezomib, and cabazitaxel.

[0081] In some embodiments, the first chemotherapeutic composition can include one or more agents selected from the group consisting of methotrexate, vinblastine, doxorubicin, cisplatin, MVAC (methotrexate, vinblastine, doxorubicin and cisplatin), trastuzumab, cyclophosphamide, dose-dense AC followed by T (i.e., doxorubicin, cyclophosphamide, paclitaxel), fluorouracil, bleomycin, etoposide, vincristine, procarbazine, prednisone, BEACOPP (bleomycin, etoposide, doxorubicin, cyclophosphamide, vincristine, procarbazine, prednisone), gemcitabine, ifosfamide, carboplatin, ICE (ifosfamide, carboplatin, etoposide), rituximab, RICE (rituximab, ifosfamide, carboplatin, etoposide), CHOP-14 (cyclophosphamide, doxorubicin, vincristine, prednisone), mesna, novantrone, MINE (mesna, ifosfamide, novantrone, etoposide), dexamethasone, cytarabine DHAP (dexamethasone, cisplatin, cytarabine), methylprednisolone, ESHAP (etoposide, methylprednisolone, cisplatin, cytarabine), HyperCVAD and rituximab (cyclophosphamide, vincristine, doxorubicin, dexamethasone, rituximab), dacarbazine, vinblastine, dacarbazine-based combination (dacarbazine, cisplatin, vinblastine), dacarbazine-based combination with IL-2 and interferon alfa (dacarbazine, cisplatin, vinblastine, IL-2, interferon alfa), topotecan, MAID (mesna, doxorubicin, ifosfamide, dacarbazine), VeIP (vinblastine, ifosfamide, cisplatin), VIP (etoposide, ifosfamide, cisplatin), TIP (paclitaxel, ifosfamide, cisplatin). In some embodiments, the gemcitabine, CMF classic (cyclophosphamide, methotrexate, fluorouracil), AC (doxorubicin, cyclophosphamide), FEC (fluorouracil, epirubicin, cyclophosphamide), cisplatin/topotecan, paclitaxel/cisplatin, irincotecan, FOLFOX (fluorouracil, leucovorin, oxaliplatin), irincotecan/cisplatin, epirubicin/cisplatin/5-fluorouracil, epirubicin/cisplatin/capecitabine, DT-PACE (dexamethasone/thalidomide/cisplatin/doxorubicin/cyclophosphamide/etoposide), ET-PACE and bortezomib, EPOCH (etoposide, prednisone, vincristine, cyclophosphamide, doxorubicin), GDP (gemcitabine, dexamethasone, cisplatin), GDP and rituximab, FMR (fludarabine, mitoxantrone, rituximab, CHOP and rituximab (cyclophosphamide, doxorubicin,

vincristine, prednisone, rituximab), cisplatin/paclitaxel, cisplatin/vinorelbine, cisplatin/etoposide, carboplatin/paclitaxel, FOLFIRINOX (5-FU/leucovorin, irinotecan and oxaliplatin), cabazitaxel, etoposide/carboplatin, etoposide/cisplatin. In some embodiments, the first chemotherapeutic compositions can include one or more agents selected from the group consisting of methotrexate, vinblastine, doxorubicin, cisplatin, trastuzumab, cyclophosphamide, fluorouracil, bleomycin, etoposide, vincristine, procarbazine, prednisone, gemcitabine, ifosfamide, carboplatin, mesna, novantrone, cytarabine methylprednisolone, rituximab dacarbazine, vinblastine, topotecan, gemcitabine, irinotecan, epirubicin, 5-fluorouracil, capecitabine, and bortezomib.

[0082] In some embodiments, the pharmaceutical compositions described above comprise an additional agent that acts to reduce thrombocytopenia. For example, in some embodiments, the pharmaceutical compositions include a granulocyte-colony stimulating factor (e.g., pegfilgrastim or filgrastim). Examples of granulocyte-colony stimulating factor drug include but are not limited to Neupogen® (Amgen), Tevagrastim® (Teva), Biograstim® (CT Arzneimittel), Ratiograstim® (Ratiopharm GmbH), Zarxio® (Sandoz GmbH), Filgrastim Hexal® (Hexal AG), Neulasta® (Amgen), Granocyte® and Neutrogin® (Chugai), and Neup® (Kyowa Hakko), Rolontis® (Spectrum, eflapegrastim), Aiduo (mecapegfilgrastim, Hengrui).

[0083] In some embodiments, the pharmaceutical compositions described above do not comprise any additional agent that acts to reduce thrombocytopenia. For example, in some embodiments, the pharmaceutical compositions do not include a granulocyte-colony stimulating factor (e.g., pegfilgrastim or filgrastim). In some embodiments, the pharmaceutical compositions do not include any additional active agent beyond the agents recited in the compositions above.

[0084] Other embodiments include two or more separate pharmaceutical compositions, one of which comprises plinabulin or a pharmaceutically acceptable salt thereof, and one or more other pharmaceutical compositions that comprise additional chemotherapeutic agents. In various embodiments, the additional chemotherapeutic agent is selected from the group consisting of cyclophosphamide, doxorubicin, paclitaxel, carboplatin, cisplatin, irinotecan, and pharmaceutically acceptable salts thereof.

[0085] In some embodiments, the compositions described above can further include one or more pharmaceutically acceptable diluents. In some embodiments, the pharmaceutically acceptable diluent can include kolliphor® (Polyethylene glycol (15)-hydroxystearate). In some embodiments, the pharmaceutically acceptable diluent can include propylene glycol. In some embodiments, the pharmaceutically acceptable diluents can include kolliphor® and propylene glycol. In some embodiments, the pharmaceutically acceptable diluents can include kolliphor® and propylene glycol, wherein the kolliphor® is about 40% by weight and propylene glycol is about 60% by weight based on the total weight of the diluents. In some embodiments, the composition can further include one or more other pharmaceutically acceptable excipients.

[0086] In some embodiments, the compositions described above can further include one or more pharmaceutically acceptable carrier or excipient. The term “pharmaceutically acceptable carrier” or “pharmaceutically acceptable excipient” includes any and all solvents, dispersion media, coatings, antibacterial and antifungal agents, isotonic and absorption delaying agents and the like. The use of such media and agents for pharmaceutically active substances is well known in the art. Except insofar as any conventional media or agent is incompatible with the active ingredient, its use in the therapeutic compositions is contemplated. In addition, various adjuvants such as are commonly used in the art may be included. Considerations for the inclusion of various components in pharmaceutical compositions are described, e.g., in Gilman et al. (Eds.) (1990); Goodman and Gilman’s: The Pharmacological Basis of Therapeutics, 8th Ed., Pergamon Press, which is incorporated herein by reference in its entirety.

[0087] Some examples of substances, which can serve as pharmaceutically-acceptable carriers or components thereof, are sugars, such as lactose, glucose and sucrose; starches, such as corn starch and potato starch; cellulose and its derivatives, such as sodium carboxymethyl cellulose, ethyl cellulose, and methyl cellulose; powdered tragacanth; malt; gelatin; talc; solid lubricants, such as stearic acid and magnesium stearate; calcium sulfate; vegetable oils, such as peanut oil, cottonseed oil, sesame oil, olive oil, corn oil and oil of theobroma; polyols such as propylene glycol, glycerin, sorbitol, mannitol, and polyethylene glycol; alginic acid; emulsifiers, such as the TWEENS; wetting agents, such sodium lauryl

sulfate; coloring agents; flavoring agents; tableting agents, stabilizers; antioxidants; preservatives; pyrogen-free water; isotonic saline; and phosphate buffer solutions.

[0088] The compositions described herein are preferably provided in unit dosage form. As used herein, a "unit dosage form" is a composition containing an amount of a compound or composition that is suitable for administration to an animal, preferably a mammalian subject, in a single dose, according to good medical practice. The preparation of a single or unit dosage form however, does not imply that the dosage form is administered once per day or once per course of therapy. Such dosage forms are contemplated to be administered once, twice, thrice or more per day and may be administered as infusion over a period of time (e.g., from about 30 minutes to about 2-6 hours), or administered as a continuous infusion, and may be given more than once during a course of therapy, although a single administration is not specifically excluded. The skilled artisan will recognize that the formulation does not specifically contemplate the entire course of therapy and such decisions are left for those skilled in the art of treatment rather than formulation.

[0089] Standard pharmaceutical formulation techniques can be used to make the pharmaceutical compositions described herein, such as those disclosed in Remington's The Science and Practice of Pharmacy, 21st Ed., Lippincott Williams & Wilkins (2005), incorporated herein by reference in its entirety.

[0090] The compositions as described above may be in any of a variety of suitable forms for a variety of routes for administration, for example, for oral, sublingual, buccal, nasal, rectal, topical (including transdermal and intradermal), ocular, intracerebral, intracranial, intrathecal, intra-arterial, intravenous, intramuscular, or other parental routes of administration. The skilled artisan will appreciate that oral and nasal compositions include compositions that are administered by inhalation, and made using available methodologies. Depending upon the particular route of administration desired, a variety of pharmaceutically-acceptable carriers well-known in the art may be used. Pharmaceutically-acceptable carriers include, for example, solid or liquid fillers, diluents, hydrotropes, surface-active agents, and encapsulating substances. Optional pharmaceutically-active materials may be included, which do not substantially interfere with the activity of the compound or composition. The amount of carrier employed in conjunction with the compound or composition is sufficient to provide a practical quantity of material for administration per unit dose of the compound. Techniques and

compositions for making dosage forms useful in the methods described herein are described in the following references, all incorporated by reference herein: Modern Pharmaceutics, 4th Ed., Chapters 9 and 10 (Banker & Rhodes, editors, 2002); Lieberman *et al.*, Pharmaceutical Dosage Forms: Tablets (1989); and Ansel, Introduction to Pharmaceutical Dosage Forms 8th Edition (2004).

[0091] Various oral dosage forms can be used, including such solid forms as tablets, capsules (*e.g.*, liquid gel capsule and solid gel capsule), granules and bulk powders. Tablets can be compressed, tablet triturates, enteric-coated, sugar-coated, film-coated, or multiple-compressed, containing suitable binders, lubricants, diluents, disintegrating agents, coloring agents, flavoring agents, flow-inducing agents, and melting agents. Liquid oral dosage forms include aqueous solutions, emulsions, suspensions, solutions and/or suspensions reconstituted from non-effervescent granules, and effervescent preparations reconstituted from effervescent granules, containing suitable solvents, preservatives, emulsifying agents, suspending agents, diluents, sweeteners, melting agents, coloring agents and flavoring agents.

[0092] The pharmaceutically-acceptable carriers suitable for the preparation of unit dosage forms for peroral administration is well-known in the art. Tablets typically comprise conventional pharmaceutically-compatible adjuvants as inert diluents, such as calcium carbonate, sodium carbonate, mannitol, lactose and cellulose; binders such as starch, gelatin and sucrose; disintegrants such as starch, alginic acid and croscarmellose; lubricants such as magnesium stearate, stearic acid and talc. Glidants such as silicon dioxide can be used to improve flow characteristics of the powder mixture. Coloring agents, such as the FD&C dyes, can be added for appearance. Sweeteners and flavoring agents, such as aspartame, saccharin, menthol, peppermint, and fruit flavors, are useful adjuvants for chewable tablets. Capsules typically comprise one or more solid diluents disclosed above. The selection of carrier components depends on secondary considerations like taste, cost, and shelf stability, which are not critical, and can be readily made by a person skilled in the art.

[0093] Peroral compositions also include liquid solutions, emulsions, suspensions, and the like. The pharmaceutically-acceptable carriers suitable for preparation of such compositions are well known in the art. Typical components of carriers for syrups, elixirs, emulsions and suspensions include ethanol, glycerol, propylene glycol, polyethylene glycol, liquid sucrose, sorbitol and water. For a suspension, typical suspending agents include methyl

cellulose, sodium carboxymethyl cellulose, AVICEL RC-591, tragacanth and sodium alginate; typical wetting agents include lecithin and polysorbate 80; and typical preservatives include methyl paraben and sodium benzoate. Peroral liquid compositions may also contain one or more components such as sweeteners, flavoring agents and colorants disclosed above.

[0094] Such compositions may also be coated by conventional methods, typically with pH or time-dependent coatings, such that the subject composition is released in the gastrointestinal tract in the vicinity of the desired topical application, or at various times to extend the desired action. Such dosage forms typically include, but are not limited to, one or more of cellulose acetate phthalate, polyvinylacetate phthalate, hydroxypropyl methyl cellulose phthalate, ethyl cellulose, Eudragit coatings, waxes and shellac.

[0095] Other compositions useful for attaining systemic delivery of the subject compounds include sublingual, buccal and nasal dosage forms. Such compositions typically comprise one or more of soluble filler substances such as sucrose, sorbitol and mannitol; and binders such as acacia, microcrystalline cellulose, carboxymethyl cellulose and hydroxypropyl methyl cellulose. Glidants, lubricants, sweeteners, colorants, antioxidants and flavoring agents disclosed above may also be included.

[0096] A liquid composition, which is formulated for topical ophthalmic use, is formulated such that it can be administered topically to the eye. The comfort may be maximized as much as possible, although sometimes formulation considerations (e.g. drug stability) may necessitate less than optimal comfort. In the case that comfort cannot be maximized, the liquid may be formulated such that the liquid is tolerable to the patient for topical ophthalmic use. Additionally, an ophthalmically acceptable liquid may either be packaged for single use, or contain a preservative to prevent contamination over multiple uses.

[0097] For ophthalmic application, solutions or medicaments are often prepared using a physiological saline solution as a major vehicle. Ophthalmic solutions may preferably be maintained at a comfortable pH with an appropriate buffer system. The formulations may also contain conventional, pharmaceutically acceptable preservatives, stabilizers and surfactants.

[0098] Preservatives that may be used in the pharmaceutical compositions disclosed herein include, but are not limited to, benzalkonium chloride, PHMB, chlorobutanol, thimerosal, phenylmercuric acetate and phenylmercuric nitrate. A useful surfactant is, for

example, Tween 80. Likewise, various useful vehicles may be used in the ophthalmic preparations disclosed herein. These vehicles include, but are not limited to, polyvinyl alcohol, povidone, hydroxypropyl methyl cellulose, poloxamers, carboxymethyl cellulose, hydroxyethyl cellulose and purified water.

[0099] Tonicity adjustors may be added as needed or convenient. They include, but are not limited to, salts, particularly sodium chloride, potassium chloride, mannitol and glycerin, or any other suitable ophthalmically acceptable tonicity adjustor.

[0100] Various buffers and means for adjusting pH may be used so long as the resulting preparation is ophthalmically acceptable. For many compositions, the pH will be between 4 and 9. Accordingly, buffers include acetate buffers, citrate buffers, phosphate buffers and borate buffers. Acids or bases may be used to adjust the pH of these formulations as needed.

[0101] Ophthalmically acceptable antioxidants include, but are not limited to, sodium metabisulfite, sodium thiosulfate, acetylcysteine, butylated hydroxyanisole and butylated hydroxytoluene.

[0102] Other excipient components, which may be included in the ophthalmic preparations, are chelating agents. A useful chelating agent is edetate disodium (EDTA), although other chelating agents may also be used in place or in conjunction with it.

[0103] For topical use, creams, ointments, gels, solutions or suspensions, etc., containing the composition disclosed herein are employed. Topical formulations may generally be comprised of a pharmaceutical carrier, co-solvent, emulsifier, penetration enhancer, preservative system, and emollient.

[0104] For intravenous administration, the compositions described herein may be dissolved or dispersed in a pharmaceutically acceptable diluent, such as a saline or dextrose solution. Suitable excipients may be included to achieve the desired pH, including but not limited to NaOH, sodium carbonate, sodium acetate, HCl, and citric acid. In various embodiments, the pH of the final composition ranges from 2 to 8, or preferably from 4 to 7. Antioxidant excipients may include sodium bisulfite, acetone sodium bisulfite, sodium formaldehyde, sulfoxylate, thiourea, and EDTA. Other non-limiting examples of suitable excipients found in the final intravenous composition may include sodium or potassium phosphates, citric acid, tartaric acid, gelatin, and carbohydrates such as dextrose, mannitol, and

dextran. Further acceptable excipients are described in Powell, et al., Compendium of Excipients for Parenteral Formulations, *PDA J Pharm Sci and Tech* **1998**, 52 238-311 and Nema et al., Excipients and Their Role in Approved Injectable Products: Current Usage and Future Directions, *PDA J Pharm Sci and Tech* **2011**, 65 287-332, both of which are incorporated herein by reference in their entirety. Antimicrobial agents may also be included to achieve a bacteriostatic or fungistatic solution, including but not limited to phenylmercuric nitrate, thimerosal, benzethonium chloride, benzalkonium chloride, phenol, cresol, and chlorobutanol.

[0105] The compositions for intravenous administration may be provided to caregivers in the form of one or more solids that are reconstituted with a suitable diluent such as sterile water, saline or dextrose in water shortly prior to administration. In other embodiments, the compositions are provided in solution ready to administer parenterally. In still other embodiments, the compositions are provided in a solution that is further diluted prior to administration. In embodiments that include administering a combination of a compound described herein and another agent, the combination may be provided to caregivers as a mixture, or the caregivers may mix the two agents prior to administration, or the two agents may be administered separately.

[0106] The actual dose of the active compounds described herein depends on the specific compound, and on the condition to be treated; the selection of the appropriate dose is well within the knowledge of the skilled artisan. In some embodiments, a single dose of Plinabulin or other therapeutic agent may be from about 5 mg/m² to about 150 mg/m² of body surface area, from about 5 mg/m² to about 100 mg/m² of body surface area, from about 10 mg/m² to about 100 mg/m² of body surface area, from about 10 mg/m² to about 80 mg/m² of body surface area, from about 10 mg/m² to about 50 mg/m² of body surface area, from about 10 mg/m² to about 40 mg/m² of body surface area, from about 10 mg/m² to about 30 mg/m² of body surface area, from about 13.5 mg/m² to about 100 mg/m² of body surface area, from about 13.5 mg/m² to about 80 mg/m² of body surface area, from about 13.5 mg/m² to about 50 mg/m² of body surface area, from about 13.5 mg/m² to about 40 mg/m² of body surface area, from about 13.5 mg/m² to about 30 mg/m² of body surface area, from about 15 mg/m² to about 80 mg/m² of body surface area, from about 15 mg/m² to about 50 mg/m² of body surface area, or from about 15 mg/m² to about 30 mg/m² of body surface area. In some embodiments, a single

dose of Plinabulin or other therapeutic agent may be from about 13.5 mg/m² to about 30 mg/m² of body surface area. In some embodiments, a single dose of Plinabulin or other therapeutic agent may be about 5 mg/m², about 10 mg/m², about 12.5 mg/m², about 13.5 mg/m², about 15 mg/m², about 17.5 mg/m², about 20 mg/m², about 22.5 mg/m², about 25 mg/m², about 27.5 mg/m², about 30 mg/m², about 40 mg/m², about 50 mg/m², about 60 mg/m², about 70 mg/m², about 80 mg/m², about 90 mg/m², or about 100 mg/m², of body surface area.

[0107] In some embodiments, a single dose of Plinabulin or other therapeutic agent may be from about 5 mg to about 300 mg, from about 5 mg to about 200 mg, from about 7.5 mg to about 200 mg, from about 10 mg to about 100 mg, from about 15 mg to about 100 mg, from about 20 mg to about 100 mg, from about 30 mg to about 100 mg, from about 40 mg to about 100 mg, from about 10 mg to about 80 mg, from about 15 mg to about 80 mg, from about 20 mg to about 80 mg, from about 30 mg to about 80 mg, from about 40 mg to about 80 mg, from about 10 mg to about 60 mg, from about 15 mg to about 60 mg, from about 20 mg to about 60 mg, from about 30 mg to about 60 mg, or from about 40 mg to about 60 mg. In some embodiments, a single dose of Plinabulin or other therapeutic agent may be from about 20 mg to about 60 mg, from about 27 mg to about 60 mg, from about 20 mg to about 45 mg, or from about 27 mg to about 45 mg. In some embodiments, a single dose of Plinabulin or other therapeutic agent may be about 5 mg, about 10 mg, about 12.5 mg, about 13.5 mg, about 15 mg, about 17.5 mg, about 20 mg, about 22.5 mg, about 25 mg, about 27 mg, about 30 mg, about 40 mg, about 50 mg, about 60 mg, about 70 mg, about 80 mg, about 90 mg, about 100 mg, about 125 mg, about 150mg, or about 200 mg.

[0108] In some embodiments, the compositions described herein can be administered or used in combination with other treatments such as radiation or biologic therapies.

[0109] To further illustrate this invention, the following examples are included. The examples should not, of course, be construed as specifically limiting the invention. Variations of these examples within the scope of the claims are within the purview of one skilled in the art and are considered to fall within the scope of the invention as described, and claimed herein. The reader will recognize that the skilled artisan, armed with the present disclosure, and skill in the art is able to prepare and use the invention without exhaustive examples.

EXAMPLES

Example 1

[0110] The effects of plinabulin on the hematology parameters following changes induced by gemcitabine administration in the rat were evaluated. The four treatment groups and the agents used in each group are listed in table 1. The vehicle was prepared using 7.11% Tween 80 (v/v): 25.5% Propylene glycol (v/v): 67.4% D5W (v/v). D5W is 5% dextrose in water for injection.

Table 1. Treatment conditions in the four tested groups

Gr.	Treatment	Gemcitabine Dose level (mg/kg)	Pegfilgrastim or Plinabulin Dose level (mg/kg)	N
1	Gemcitabine + Vehicle	100	0	8
2	Vehicle + Pegfilgrastim	0	0.125	8
3	Gemcitabine + Plinabulin	100	7.5	8
4	Gemcitabine + Pegfilgrastim	100	0.125	8

[0111] Plinabulin or Pegfilgrastim were first dissolved in the Tween 80 – PG mixture and then diluted with D5W. Test item was dissolved in Tween 80-PG mixture on the day before and stored at RF. D5W was added on the day of dosing to complete the formulation.

[0112] Animals were randomized based on body weight and/or absolute neutrophil counts and assigned to groups. Before the initiation of dosing, any assigned animals considered unsuitable for use in the study were replaced by alternate animals obtained from the same shipment and maintained under the same environmental conditions. Each animal was uniquely identified using indelible ink. A minimum acclimation period of 5 days was allowed between animal receipt and the start of treatment in order to accustom the animals to the laboratory environment.

[0113] For the lab evaluation, the animal blood was collected by jugular venipuncture. Samples (0.3mL) were collected in EDTA tubes. Additional blood samples may be obtained (e.g., due to clotting of non-serum samples) if permissible sampling frequency and blood volume are not exceeded. After collection, samples were transferred to Clinical

Laboratories for hematology analysis using the Advia and results entered into the Provantis® system.

Administration of Inducing agent

1. Gemcitabine; Groups 1, 3 and 4

Dosing regimen: Single dosing on Day 1

Intravenously (IV bolus) over ~1 minute at a dose volume of 5mL/kg.

Group 2 received Vehicle.

2. Pegfilgrastim; Groups 2 and 4

Dosing regimen: Single dosing on Day 2, 24 hours after Gemcitabine

Route of administration: Subcutaneous (SC) injection.

Dose volume: 10 mL/kg, based on the most recent body weight measurement

3. Plinabulin; Group 3

Dosing regimen: Single dosing on Day 1, 1hr after Gemcitabine

Route of administration: Intra-peritoneal (IP) injection.

Dose volume: 10 mL/kg, based on the most recent body weight measurement

Group 1 received Vehicle.

[0114] The dosing time points for groups 1 to 4 include days -3, 1, 2, 3, 4, 5, 6, 7, 8, 9 and 10. Additional blood samples may be obtained (e.g., due to clotting of non-serum samples) if permissible sampling frequency and blood volume are not exceeded. After collection, samples will be transferred to Clinical Laboratories for hematology analysis using the Advia and results entered into the Provantis® system.

[0115] The testing results are shown in figure 1. Plinabulin reduced the thrombocytopenia observed with gemcitabine alone, platelet counts were always greater 500×10^3 cells/ μ L, indicating that plinabulin helped avoid the fast decrease of platelet count and prevent the development of severe thrombocytopenia. On Days 8 and 9 platelet counts were statistically greater in the gemcitabine and plinabulin group than in the gemcitabine alone group. The recovery from the gemcitabine-induced thrombocytopenia was more rapid in the gemcitabine and plinabulin group than for gemcitabine alone.

Example 2

[0116] The effects of plinabulin on the thrombocytopenia is studied in comparison to pegfilgrastim. A phase 2/3, multicenter, randomized, double blind study is performed with plinabulin versus pegfilgrastim in patients with solid tumors receiving docetaxel

myelosuppressive chemotherapy is evaluated. The patients are on study for approximately 5 months, including screening, on treatment, and follow-up.

[0117] Study design: This is a multicenter, randomized study with an open label phase 2 portion and a double blind phase 3 portion. Approximately 190 patients are enrolled in this study. All patients receive docetaxel at a dose of 75 mg/m².

[0118] In Phase 2, only patients with advanced or metastatic NSCLC after failing platinum-based therapy are enrolled. In Phase 3, patients with one of the following diagnosis are enrolled: advanced or metastatic breast cancer, who have failed < 5 prior lines of chemotherapy; advanced or metastatic NSCLC who have previously received platinum-based therapy and have either disease progression, are intolerant of platinum-based therapy or, in the opinion of the investigator, would benefit from docetaxel chemotherapy; or hormone refractory (androgen independent) metastatic prostate cancer.

[0119] The eligibility of all patients will be determined during a 28-day screening period.

[0120] Phase 2 (Open Label): Approximately 40 patients with advanced or metastatic NSCLC are enrolled. Patients are randomly assigned with approximately 10 patients enrolled in each arm, with the arm designation and planned intervention as follows:

Arm 1: Docetaxel (75 mg/m²) + pegfilgrastim (6 mg)

Arm 2: Docetaxel (75 mg/m²) + plinabulin (20 mg/m²)

Arm 3: Docetaxel (75 mg/m²) + plinabulin (10 mg/m²)

Arm 4: Docetaxel (75 mg/m²) + plinabulin (5 mg/m²)

[0121] Once the study is temporarily closed to enrollment in phase 2, a PK/PD analysis is performed to determine the RP3D. The PK/PD analysis is done by an independent party at the time 40 patients in Phase 2 have completed at least Cycle 1.

[0122] Phase 3 (Double Blind): Phase 3 will not begin until RP3D has been determined based on the phase 2 PK/PD analysis as mentioned above.

[0123] The inclusion criteria for phase 3 includes advanced or metastatic breast cancer, who have failed < 5 prior lines of chemotherapy (Note that study treatment may be the first chemotherapy treatment for advanced or metastatic cancer); advanced or metastatic NSCLC who have previously received platinum based therapy and have either disease progression, are intolerant of platinum-based therapy, or in the opinion of the investigator,

would benefit from docetaxel chemotherapy; hormone refractory (androgen independent) metastatic prostate cancer (HRPC).

[0124] A fixed dose of 40 mg has been selected as the RP3D following the Phase 2 PK/PD analysis. Approximately 150 patients are planned to be enrolled in the Phase 3 with one of the following diagnosis: advanced or metastatic breast cancer, who have failed < 5 prior lines of chemotherapy; advanced or metastatic NSCLC who have previously received platinum-based therapy and have either disease progression, are intolerant of platinum-based therapy or, in the opinion of the investigator, would benefit from docetaxel chemotherapy; or hormone refractory (androgen independent) metastatic prostate cancer. Each eligible patient are stratified according to his or her tumor type (breast cancer, NSCLC or HRPC) and region (Asia, non-Asia). Patients are randomly assigned within each stratum (diagnosis) with equal probability (1:1 ratio) or 75:75, with the arm designation and planned intervention as follows: Arm 1: Docetaxel (75 mg/m²) + pegfilgrastim (6 mg) + placebo matching plinabulin; Arm 2: Docetaxel (75 mg/m²) + plinabulin (40 mg) + placebo matching pegfilgrastim.

[0125] All patients must be pre-medicated with oral corticosteroids such as dexamethasone 16 mg per day (e.g., 8 mg bid) for 3 days starting 1 day prior to docetaxel administration in order to reduce the incidence and severity of fluid retention as well as the severity of hypersensitivity reactions (refer to Taxotere® (Prescribing Information)). For hormone-refractory metastatic prostate cancer, given the concurrent use of prednisone, the recommended premedication regimen is oral dexamethasone 8 mg, at 12 hours, 3 hours and 1 hour before the docetaxel infusion.

[0126] Data from all patients receiving the RP3D plinabulin dose in Phase 2 and Phase 3 will not be pooled for assessing the primary and secondary study endpoints, but analyzed separately.

[0127] Treatments Administered: Both Phase 2 and Phase 3, Cycles 1 to 4, consist of docetaxel 75 mg/m² administered by intravenous (IV) infusion on Day 1 over 60 minutes (\pm 5 minutes) every 21 days. In the phase 2 portion, on Day 1 of each cycle, 1.5 hours (\pm 10 minutes) after the start time of docetaxel infusion (i.e., approximately 30 minutes after the end of docetaxel infusion), patients assigned to a plinabulin arm (arms 2-4) get a single intravenous infusion of plinabulin at their assigned dose over 30 minutes (\pm 5 minutes). Thus, the wait time between end of docetaxel infusion and start of the plinabulin infusion is approximately 30

minutes. On Day 2 of each cycle, ≥ 24 hours after completing chemotherapy, patients assigned to pegfilgrastim (arm 1) receive a single dose of pegfilgrastim (6 mg) (subcutaneous injection).

[0128] In the phase 3 portion, on Day 1 of each cycle, 1.5 hours (± 10 minutes) after the start time of docetaxel infusion (i.e., approximately 30 minutes after the end of docetaxel infusion), patients get a single dose of plinabulin or placebo intravenously over 30 minutes (± 5 minutes). On Day 2 of each cycle, ≥ 24 hours after completing chemotherapy, patients receive a single dose of pegfilgrastim (6 mg) or placebo (subcutaneous injection).

[0129] All patients complete a safety follow-up visit 30 days (± 2 days) after the last dose of study drug. If, in the opinion of the investigator, the patient will benefit from more than 4 cycles of docetaxel and open label pegfilgrastim, then the fifth cycle will not start until completion of the safety follow-up visit (in this instance, the safety follow-up visit will be Cycle 4 Day 21). Follow-up visits will be required to monitor for ongoing treatment-related AEs. All patients experiencing drug-related toxicities of \geq Grade 2 at the End of Treatment visit should be followed-up at least monthly until the AE(s) resolves to \leq Grade 1, the event is considered to be chronic, or the patient receives other anti-cancer therapy. The method of follow-up assessment will be at the Investigator's discretion (for example, patient site visit or telephone call). All deaths which occur within 30 days of study drug administration regardless of relationship to the study drug must be reported to the Sponsor immediately and within 24 hours of becoming aware of the event.

[0130] Laboratory test results (hematology and serum chemistry) are collected via a central laboratory. Safety laboratory tests are required prior to treatment on Day 1 of each cycle and can be collected by a local laboratory; however, all other scheduled blood samples as per the schedule assessments and procedure table must also be obtained for central laboratory assessment. Urinalysis is performed at screening only. CD34+ counts are established through a fluorescence-activated cell sorting (FACS) method.

[0131] Duration of Treatment: Patients received treatment with study drug for up to 4 cycles in this study, a treatment cycle is 21 days; thereafter, patients may continue receiving docetaxel and pegfilgrastim at the Investigator's discretion. After completion of 4 cycles, patients completed a safety follow-up visit 30 days (± 2 days) after the last dose of study drug. If, in the opinion of the investigator, the patient would benefit from more than 4 cycles of docetaxel and open label pegfilgrastim, then the fifth cycle would not start until

completion of the safety follow-up visit (in this instance, the safety follow-up visit will be Cycle 4 Day 21).

[0132] Pharmacokinetics: Non-compartmental pharmacokinetic analyses are used to calculate plasma concentrations of plinabulin following doses of 5 mg/m², 10 mg/m², and 20 mg/m² and docetaxel in cycle 1 of the phase 2 portion of the study. Patients in Phase 3 follow the plinabulin and docetaxel PK sampling schedules from Phase 2.

[0133] The preliminary results are shown in Fig. 2-4. Fig. 2 shows the change of platelet count from day 1 to day 15 for the group administered with 6mg of pegfilgrastim and the group administered with 20 mg/m² of plinabulin; Fig. 3 shows percentage of patients with greater than 30% platelet decrease from baseline in cycles 1-4. Fig 4 shows the percentage of patients at each grade of thrombocytopenia at 5, 10, 20 mg/m² plinabulin in comparison with 6 mg pegfilgrastim, and Fig 5 shows the percentage of patients at each grade of thrombocytopenia for the group administered with 20 mg/m² of plinabulin and the group administered with 6 mg pegfilgrastim.

[0134] In Fig 2, the change of platelet percentage in the pegfilgrastim group was greater than the plinabulin group, indicating that plinabulin was more effective in maintaining the platelet count in patients undergoing chemotherapy. The difference in the platelet percent change between the two groups is also shown in Fig 2. Fig 3 shows that almost 85% patients in the pegfilgrastim group experienced greater than 30% platelet decrease from baseline, while the plinabulin groups showed lower percentages of patients experiencing such a decrease. In Fig 4, the plinabulin treatment at various dosages (e.g., 5, 10 and 20 mg/m²) showed lower incidences of developing thrombocytopenia than the pegfilgrastim group. In Fig 5, the patients in the plinabulin group (20 mg/m²) did not develop thrombocytopenia, while some patients in the pegfilgrastim group developed thrombocytopenia. The study results demonstrated that plinabulin was effective in reducing the incidence of thrombocytopenia.

WHAT IS CLAIMED IS:

1. A method of reducing thrombocytopenia, comprising administering plinabulin or a pharmaceutically acceptable salt thereof to a subject in need thereof.
2. The method of claim 1, wherein the thrombocytopenia is induced by administration of one or more chemotherapeutic agents or by administration of radiation therapy.
3. The method of claim 1 or 2, wherein the thrombocytopenia is induced by administration of one or more chemotherapeutic agents.
4. The method of any one of claims 1 to 3, wherein the thrombocytopenia is induced by administration of gemcitabine or a chemotherapeutic composition comprising gemcitabine.
5. The method of any one of claims 1 to 3, wherein the thrombocytopenia is induced by administration of docetaxel or a chemotherapeutic composition comprising Docetaxel.
6. A method of increasing platelet production in a patient, comprising administering plinabulin or a pharmaceutically acceptable salt thereof to the subject in need thereof.
7. A method of stimulating platelet formation in a patient, comprising administering plinabulin or a pharmaceutically acceptable salt thereof to the subject in need thereof.
8. A method of increasing platelet count in a patient receiving a chemotherapeutic treatment, comprising administering plinabulin or a pharmaceutically acceptable salt thereof to the subject in need thereof.
9. A method of preventing thrombocytopenia in a subject receiving a chemotherapeutic treatment, comprising administering plinabulin or a pharmaceutically acceptable salt thereof to the subject in need thereof.
10. A method of increasing platelet count in a subject administered gemcitabine, comprising administering plinabulin or a pharmaceutically acceptable salt thereof to a subject in need thereof.
11. A method of treating gemcitabine induced thrombocytopenia in a subject, comprising:

- identifying a patient having a breast cancer, ovarian cancer, non-small cell lung cancer, pancreatic cancer, or bladder cancer; and
- administering plinabulin at a dose in the range of about 1 mg/m² to about 50 mg/m².
12. A method of stimulating platelet survival, comprising administering plinabulin at a dose in the range of about 1 mg/m² to about 50 mg/m²
 13. The method of any one of claims 1 to 12, wherein the subject has a grade 1 thrombocytopenia.
 14. The method of any one of claims 1 to 12, wherein the subject has a grade 2 thrombocytopenia.
 15. The method of any one of claims 1 to 12, wherein the subject has a grade 3 thrombocytopenia.
 16. The method of any one of claims 1 to 12, wherein the subject has a grade 4 thrombocytopenia.
 17. The method of any one of claims 1-16, wherein the plinabulin is administered at a dose in the range of about 2.5 mg/m² to about 17.5 mg/m².
 18. The method of any one of claims 1-16, wherein the plinabulin is administered at a dose in the range of about 8.5 mg/m² to about 32.5 mg/m².
 19. The method of any one of claims 1-16, wherein the plinabulin is administered at a dose in the range of about 9.5 mg/m² to about 15.5 mg/m².
 20. The method of any one of claims 1-16, wherein the plinabulin is administered at a dose in the range of about 15.5 mg/m² to about 24.5 mg/m².
 21. The method of any one of claims 1-16, wherein the plinabulin is administered at a dose in the range of about 22.5 mg/m² to about 32.5 mg/m².
 22. The method of any one of claims 1 to 21, further comprising administering gemcitabine prior to administering plinabulin.
 23. The method of claim 22, wherein the gemcitabine is administered about 1 hour prior to plinabulin administration.
 24. The method of any one of claims 1-23, comprising reducing an incidence of a thrombocytopenia by at least 10%.

25. The method of any one of claims 1-23, comprising reducing an incidence of a thrombocytopenia by at least 30%.
26. The method of any one of claims 1-25, comprising reducing a duration of a thrombocytopenia by at least 2 times.
27. The method of any one of claims 1-25, comprising reducing a duration of a thrombocytopenia by at least 30%.
28. A pharmaceutical composition comprising about 1 mg to about 100 mg of plinabulin.
29. The pharmaceutical composition of claim 26, further comprising about a pharmaceutically acceptable excipient.
30. A sterile container comprising a gemcitabine, and about 1 mg to about 100 mg of plinabulin, wherein the gemcitabine and the plinabulin are provided in two separate sterile containers.

FIG. 1

- Gemcitabine 100
- Neulasta 0.125
- ▲ Plinabulin 7.5 + Gem
- ▼ Neulasta + Gem
- * p<0.05 Gem vs. Plinabulin + Gem

Platelet Time Course

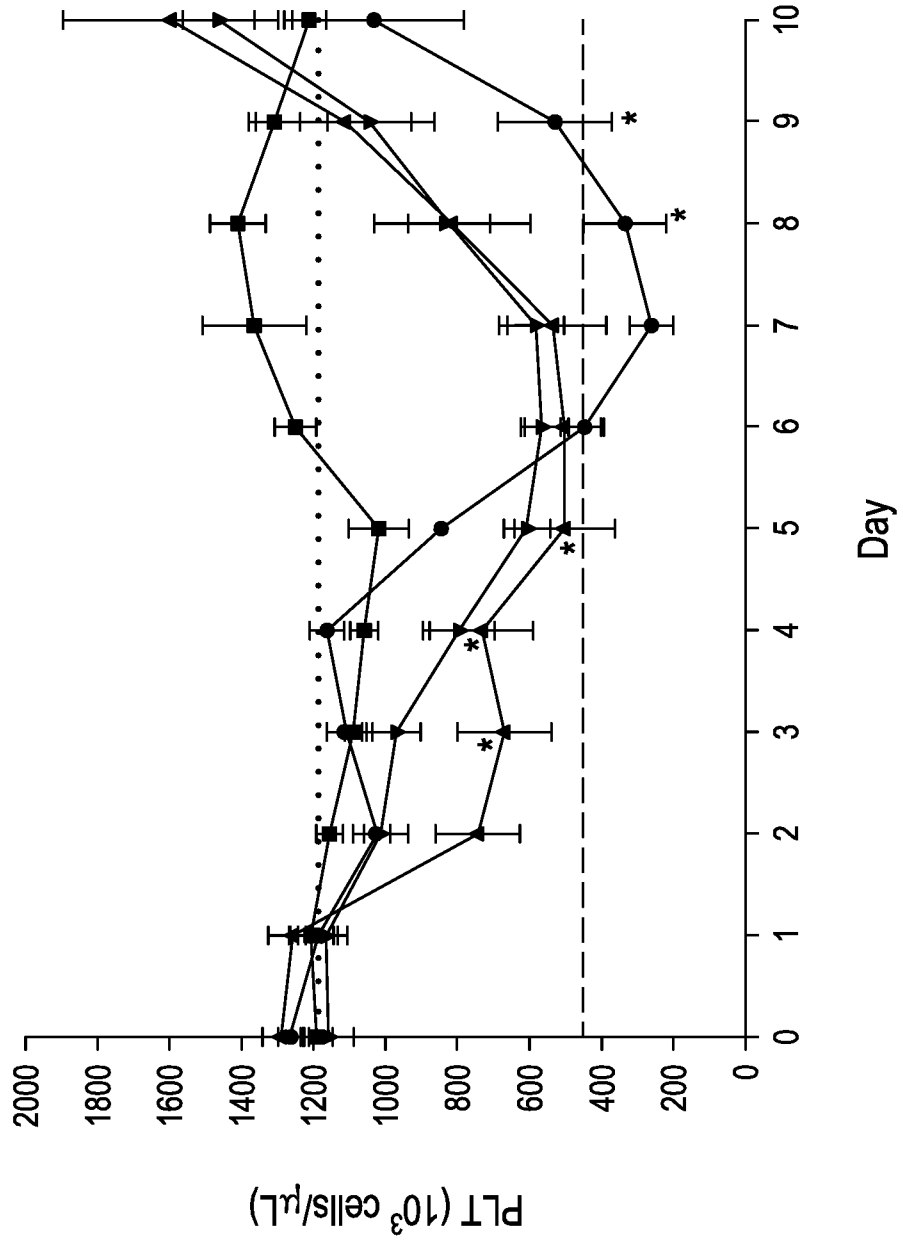
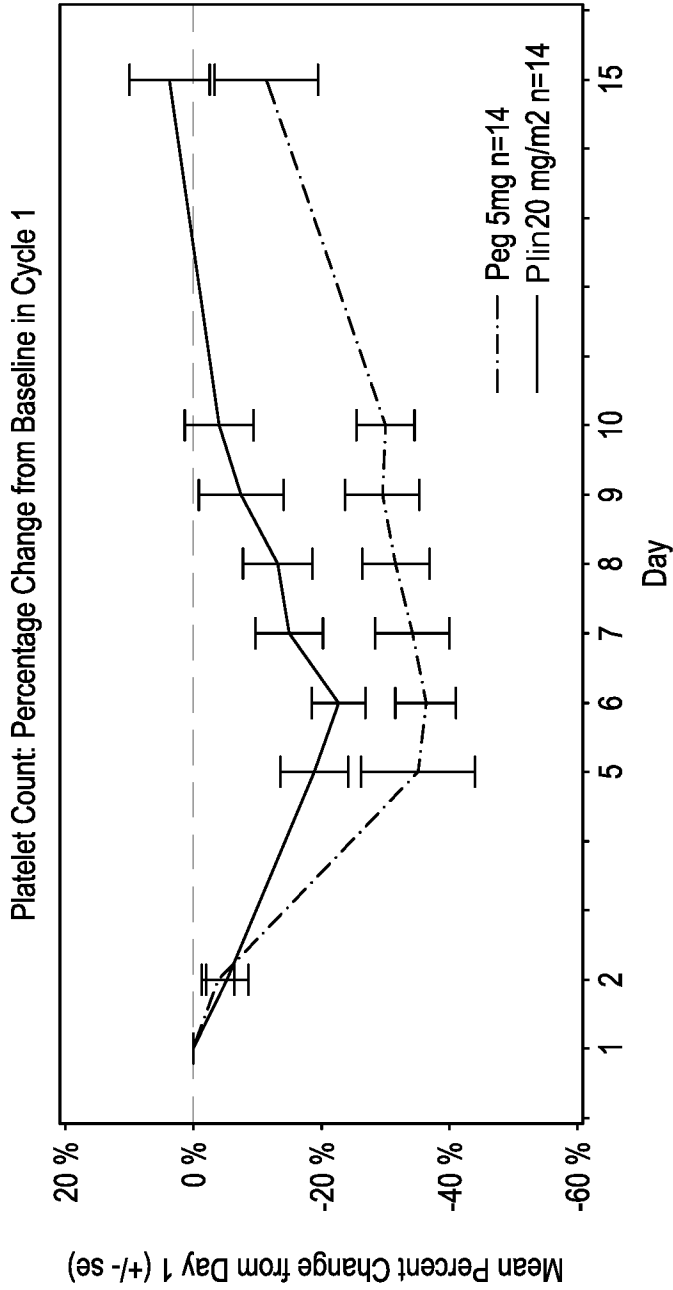


FIG. 2



	Day 2	Day 6	Day 7	Day 8	Day 9	Day 10	Day 15
Difference: Pegfilgrastim - Plinabulin 20mg/m2	1.42	-13.66	-19.34	-18.44	-22.07	-26.05	-14.14

FIG. 3

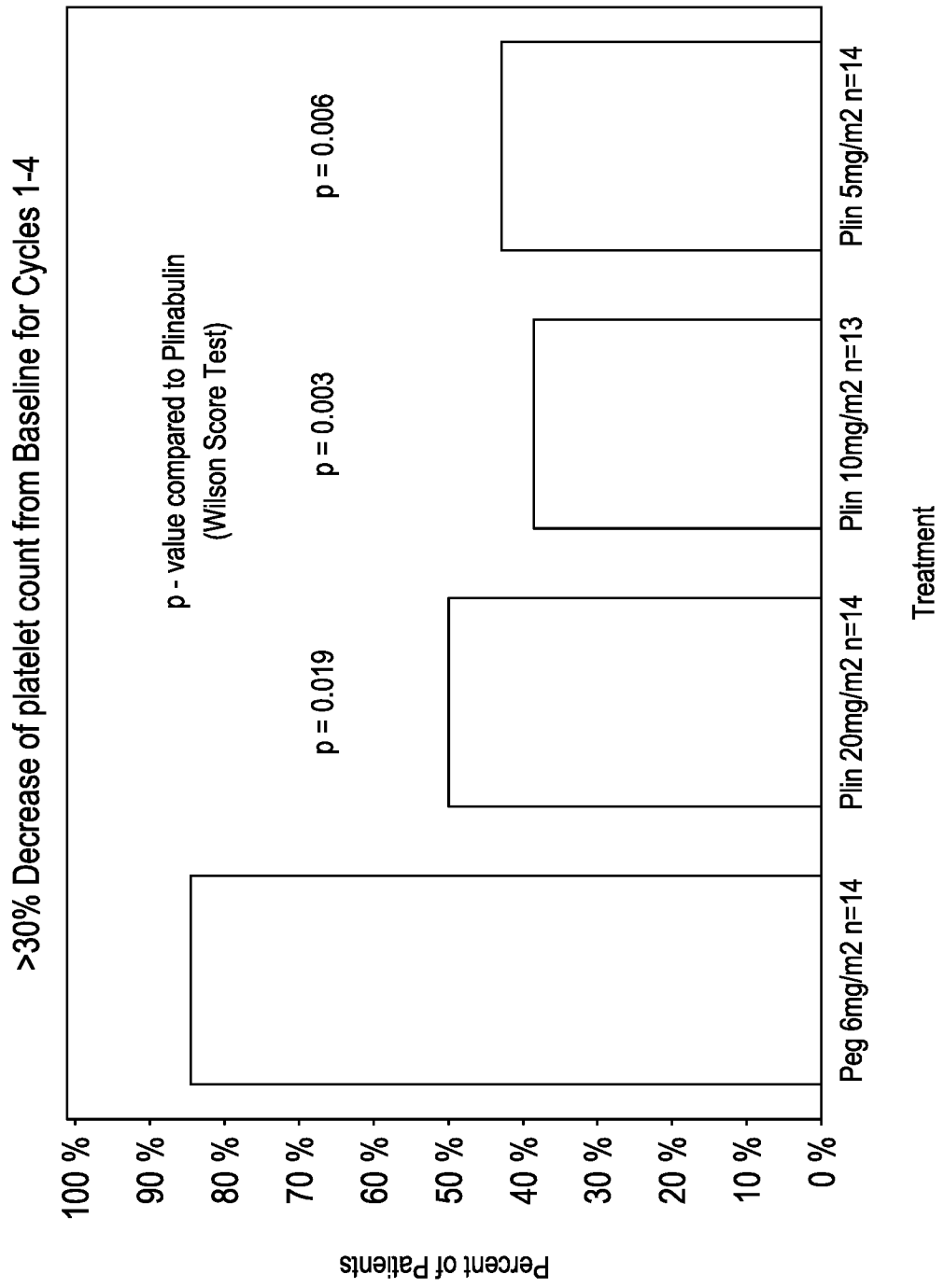


FIG. 4

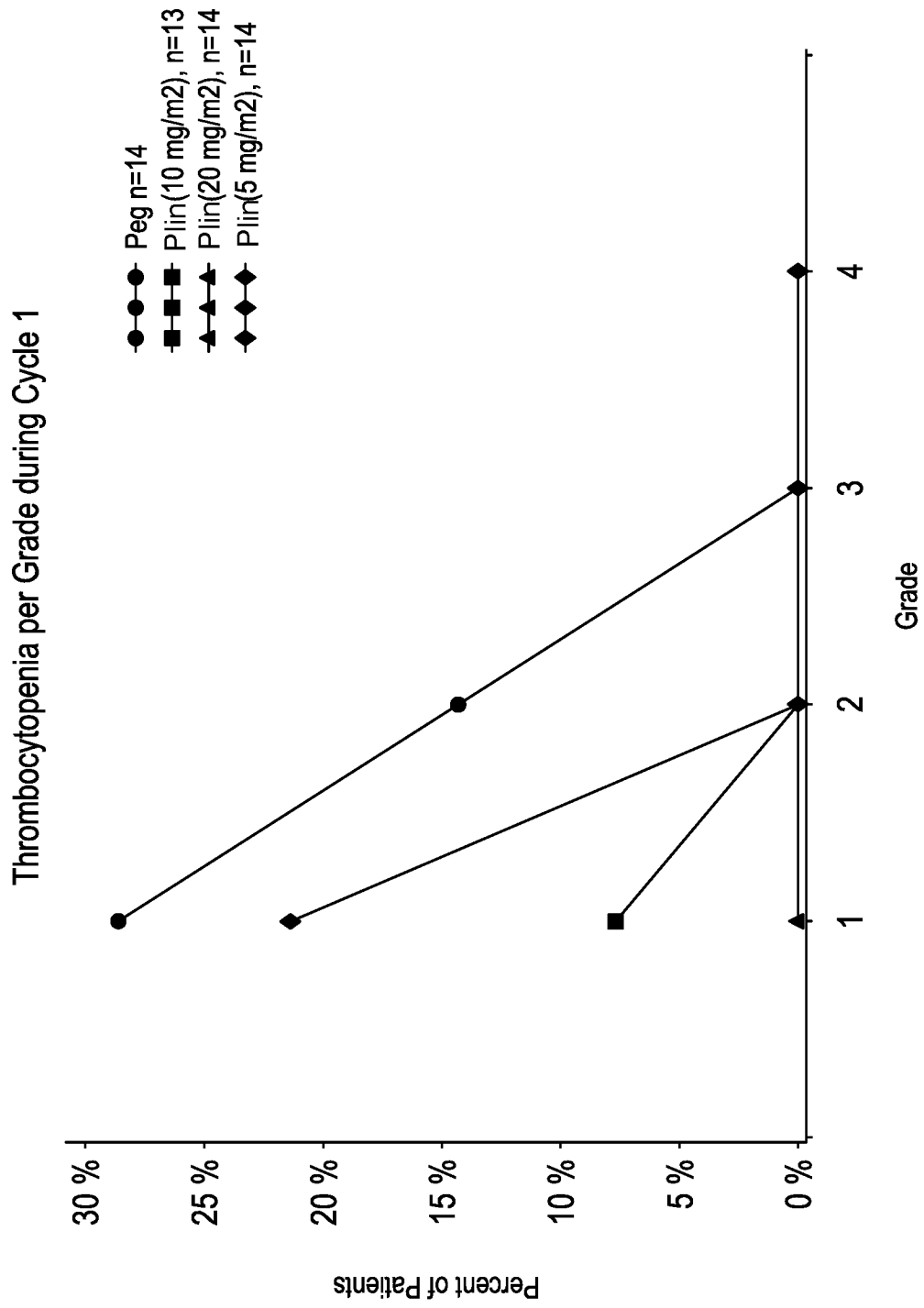
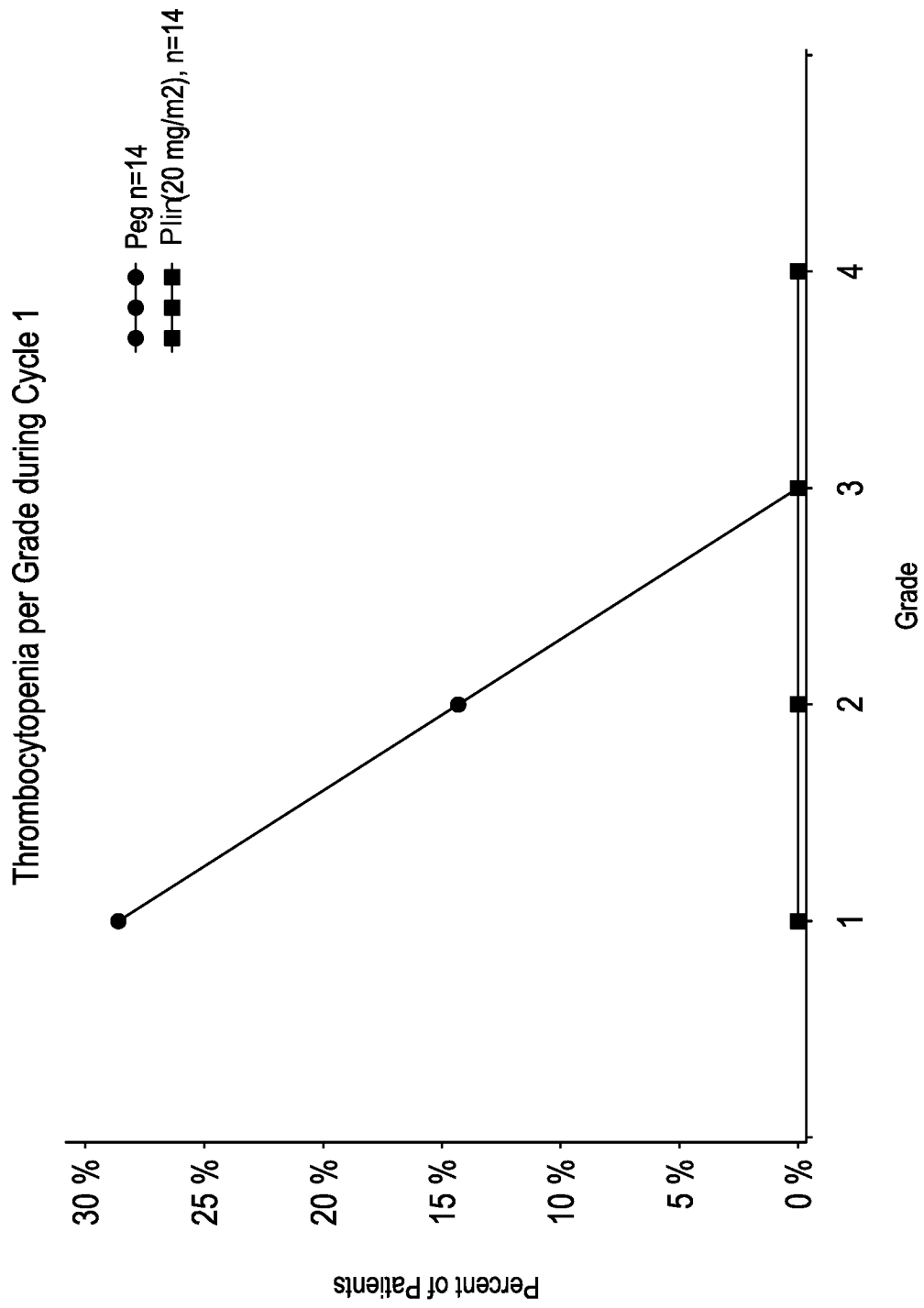


FIG. 5



INTERNATIONAL SEARCH REPORT

International application No.

PCT/US2019/014673

A. CLASSIFICATION OF SUBJECT MATTER

A61K 31/496 (2006.01) A61K 31/7068 (2006.01) A61P 7/02 (2006.01)

According to International Patent Classification (IPC) or to both national classification and IPC

B. FIELDS SEARCHED

Minimum documentation searched (classification system followed by classification symbols)

Documentation searched other than minimum documentation to the extent that such documents are included in the fields searched

Electronic data base consulted during the international search (name of data base and, where practicable, search terms used)

PATENW (EPOQUE); CAPLUS, EMBASE, MEDLINE, BIOSIS (STN); Keywords: plinabulin, 714272-27-2, BPI2358, NPI2358, MBRI001, KPU2, phenylahistin, UNII986FY7F8XR, platelet, thrombocyte, gemcitabine, gemzar, 95058-81-4, complication, effect, side effect, induced, thrombocytopenia, platelet, dendritic cell, cytokine, interleukin-1 β , IL-1 β , interleukin-6, IL-6, IL-12, neutrophil, MH-CII, CD-40, CD-80, CD-86, T-cell, monocyte, and like terms

Patentscope, AUSPAT, NOSE, INTESS databases: Inventor and Applicant name searches – Beyondspring, Huang, Mohanlal, Lloyd

C. DOCUMENTS CONSIDERED TO BE RELEVANT

Category*	Citation of document, with indication, where appropriate, of the relevant passages	Relevant to claim No.
Documents are listed in the continuation of Box C		

 Further documents are listed in the continuation of Box C See patent family annex

* Special categories of cited documents:		
"A" document defining the general state of the art which is not considered to be of particular relevance	"T" later document published after the international filing date or priority date and not in conflict with the application but cited to understand the principle or theory underlying the invention	
"E" earlier application or patent but published on or after the international filing date	"X" document of particular relevance; the claimed invention cannot be considered novel or cannot be considered to involve an inventive step when the document is taken alone	
"L" document which may throw doubts on priority claim(s) or which is cited to establish the publication date of another citation or other special reason (as specified)	"Y" document of particular relevance; the claimed invention cannot be considered to involve an inventive step when the document is combined with one or more other such documents, such combination being obvious to a person skilled in the art	
"O" document referring to an oral disclosure, use, exhibition or other means	"&" document member of the same patent family	
"P" document published prior to the international filing date but later than the priority date claimed		

Date of the actual completion of the international search
8 March 2019

Date of mailing of the international search report
08 March 2019

Name and mailing address of the ISA/AU

AUSTRALIAN PATENT OFFICE
PO BOX 200, WODEN ACT 2606, AUSTRALIA
Email address: pct@ipaustralia.gov.au

Authorised officer

Michael Grieve
AUSTRALIAN PATENT OFFICE
(ISO 9001 Quality Certified Service)
Telephone No. +61262832267

INTERNATIONAL SEARCH REPORT		International application No.
C (Continuation). DOCUMENTS CONSIDERED TO BE RELEVANT		PCT/US2019/014673
Category*	Citation of document, with indication, where appropriate, of the relevant passages	Relevant to claim No.
X	WO 2015/051543 A1 (DALIAN WANCHUN BIOTECHNOLOGY CO., LTD.) 16 April 2015 pages 3, 5; Claims 1, 3	1 to 5, 9,11 and 13 to 30
X	WO 2016/144635 A1 (BEYONDSRING PHARMACEUTICALS, INC.) 15 September 2016 [0025] to [0027], [0029] to [0030]. [0032] to [0048], [0050], [0066] to [0069]	28 to 30
X	WO 2016/144636 A1 (BEYONDSRING PHARMACEUTICALS, INC.) 15 September 2016 paragraphs [0020] to [0025], [0027] to [0030]. [0035] to [0042], [0045]	28 to 29
Y	BLAYNEY, D.W. et al. "Plinabulin, a Novel Small Molecule That Ameliorates Chemotherapy-Induced Neutropenia, Is Administered on the Same Day of Chemotherapy and Has Anticancer Efficacy" Blood (2016) Vol.128 No.22, Abstract 2508 whole document	6 to 8, 10 and 12
Y	LLOYD, G.K. et al. "Plinabulin: Evidence for an Immune-mediated Mechanism of Action" Cancer Research (2016) Vol.76 No.15, Supplement, Abstract A07 Abstract, Materials & Methods	6 to 8, 10 and 12
Y	WO 1995/006077 A2 (SANDOZ LTD.) 02 March 1995 pages 3, 8	6 to 8, 10 and 12
Y	US 2013/0303481 A1 (PARINGENIX, INC.) 14 November 2013 paragraphs [0068], [0082]	6 to 8, 10 and 12
Y	JP H05255106 A (TORAY IND INC) 05 October 1993 & English language machine translation paragraphs [0001], [0004] to [0006], [0008] to [0009], [0013] to [0017], [0030] to [0038], [0043]	6 to 8, 10 and 12

INTERNATIONAL SEARCH REPORT

Information on patent family members

International application No.

PCT/US2019/014673

This Annex lists known patent family members relating to the patent documents cited in the above-mentioned international search report. The Australian Patent Office is in no way liable for these particulars which are merely given for the purpose of information.

Patent Document/s Cited in Search Report		Patent Family Member/s			
Publication Number	Publication Date	Publication Number	Publication Date		
WO 2015/051543 A1	16 April 2015	WO 2015051543 A1	16 Apr 2015		
		AU 2013402794 A1	12 May 2016		
		BR 112016007946 A2	12 Sep 2017		
		CA 2926771 A1	16 Apr 2015		
		CN 105705148 A	22 Jun 2016		
		EP 3076972 A1	12 Oct 2016		
		JP 2016536352 A	24 Nov 2016		
		JP 6411523 B2	24 Oct 2018		
		KR 20160078987 A	05 Jul 2016		
		MX 2016004441 A	28 Oct 2016		
		RU 2016112608 A	16 Nov 2017		
		SG 11201602637Q A	30 May 2016		
		US 2016250209 A1	01 Sep 2016		
		WO 2016/144635 A1	15 September 2016	WO 2016144635 A1	15 Sep 2016
AU 2016229294 A1	28 Sep 2017				
BR 112017018954 A2	15 May 2018				
CA 2978567 A1	15 Sep 2016				
CL 2017002241 A1	02 Apr 2018				
CN 107530341 A	02 Jan 2018				
EP 3265090 A1	10 Jan 2018				
JP 2018507249 A	15 Mar 2018				
KR 20170131491 A	29 Nov 2017				
MX 2017011374 A	23 Jan 2018				
SG 11201707127V A	28 Sep 2017				
US 2018036304 A1	08 Feb 2018				
WO 2016/144636 A1	15 September 2016			WO 2016144636 A1	15 Sep 2016
				AU 2016229295 A1	28 Sep 2017
		BR 112017018964 A2	22 May 2018		
		CA 2978679 A1	15 Sep 2016		
		CL 2017002242 A1	02 Apr 2018		
		CN 107530340 A	02 Jan 2018		
		EP 3265091 A1	10 Jan 2018		
		JP 2018507245 A	15 Mar 2018		
		KR 20170123642 A	08 Nov 2017		
		MX 2017011375 A	23 Jan 2018		

Due to data integration issues this family listing may not include 10 digit Australian applications filed since May 2001.

Form PCT/ISA/210 (Familv Annex)(revised Januarv 2019)

INTERNATIONAL SEARCH REPORT

Information on patent family members

International application No.

PCT/US2019/014673

This Annex lists known patent family members relating to the patent documents cited in the above-mentioned international search report. The Australian Patent Office is in no way liable for these particulars which are merely given for the purpose of information.

Patent Document/s Cited in Search Report		Patent Family Member/s	
Publication Number	Publication Date	Publication Number	Publication Date
		SG 11201707128T A	28 Sep 2017
		US 2018042921 A1	15 Feb 2018
		US 10076518 B2	18 Sep 2018
		US 2019000841 A1	03 Jan 2019

Due to data integration issues this family listing may not include 10 digit Australian applications filed since May 2001.

Form PCT/ISA/210 (Family Annex)(revised January 2019)

INTERNATIONAL SEARCH REPORT

Information on patent family members

International application No.

PCT/US2019/014673

This Annex lists known patent family members relating to the patent documents cited in the above-mentioned international search report. The Australian Patent Office is in no way liable for these particulars which are merely given for the purpose of information.

Patent Document/s Cited in Search Report		Patent Family Member/s	
Publication Number	Publication Date	Publication Number	Publication Date
WO 1995/006077 A2	02 March 1995	WO 9506077 A2	02 Mar 1995
		AU 7655794 A	21 Mar 1995
		AU 697995 B2	22 Oct 1998
		BR 9407370 A	16 Jul 1996
		CA 2168012 A1	02 Mar 1995
		CA 2474988 A1	02 Mar 1995
		CN 1129947 A	28 Aug 1996
		CN 1344755 A	17 Apr 2002
		CN 1506116 A	23 Jun 2004
		EP 0719295 A1	03 Jul 1996
		EP 0719295 B1	24 May 2006
		EP 1028137 A2	16 Aug 2000
		FI 960892 A	18 Apr 1996
		HU T74568 A	28 Jan 1997
		HU 220637 B1	28 Mar 2002
		JP H09501967 A	25 Feb 1997
		JP 3343124 B2	11 Nov 2002
		JP 2003002844 A	08 Jan 2003
		JP 4477813 B2	09 Jun 2010
		NO 960721 A	26 Apr 1996
		NO 20021141 A	26 Apr 1996
		NZ 273319 A	26 Feb 1998
		PE 14795 A1	08 Jun 1995
		PL 312717 A1	13 May 1996
		PL 182569 B1	31 Jan 2002
		SG 50724 A1	19 Oct 1999
		SG 87847 A1	16 Apr 2002
		TW 492863 B	01 Jul 2002
		US 6083521 A	04 Jul 2000
		US 6262127 B1	17 Jul 2001
		ZA 9406536 B	26 Feb 1996

Due to data integration issues this family listing may not include 10 digit Australian applications filed since May 2001.

Form PCT/ISA/210 (Familv Annex)(revised Januarv 2019)

INTERNATIONAL SEARCH REPORT

Information on patent family members

International application No.

PCT/US2019/014673

This Annex lists known patent family members relating to the patent documents cited in the above-mentioned international search report. The Australian Patent Office is in no way liable for these particulars which are merely given for the purpose of information.

Patent Document/s Cited in Search Report		Patent Family Member/s	
Publication Number	Publication Date	Publication Number	Publication Date
US 2013/0303481 A1	14 November 2013	US 2013303481 A1	14 Nov 2013
		US 9271999 B2	01 Mar 2016
		AU 2013260101 A1	18 Dec 2014
		AU 2013260101 B2	27 Oct 2016
		AU 2016234916 A1	17 Nov 2016
		AU 2018201697 A1	05 Apr 2018
		CA 2872855 A1	14 Nov 2013
		CL 2014003017 A1	10 Jul 2015
		CN 104411316 A	11 Mar 2015
		CN 104411316 B	01 May 2018
		CN 108498532 A	07 Sep 2018
		EA 201492052 A1	31 Aug 2015
		EA 029382 B1	30 Mar 2018
		EP 2846809 A1	18 Mar 2015
		HK 1207574 A1	05 Feb 2016
		JP 2015521176 A	27 Jul 2015
		JP 6177885 B2	09 Aug 2017
		JP 2017105850 A	15 Jun 2017
		JP 6448694 B2	09 Jan 2019
		KR 20150023361 A	05 Mar 2015
		MX 2014013633 A	06 Jul 2015
		SG 10201603059Y A	30 May 2016
		SG 11201407340Y A	30 Dec 2014
		US 2013323230 A1	05 Dec 2013
		US 8734804 B2	27 May 2014
		US 2016213706 A1	28 Jul 2016
		US 2018296590 A1	18 Oct 2018
		WO 2013169355 A1	14 Nov 2013
JP H05255106 A	05 October 1993	JP H05255106 A	05 Oct 1993

End of Annex

Due to data integration issues this family listing may not include 10 digit Australian applications filed since May 2001.

Form PCT/ISA/210 (Family Annex)(revised January 2019)