

May 9, 1933.

G. J. PRAECHTL

1,908,444

BOTTLE CAP

Filed Sept. 9, 1931

Fig. 1.

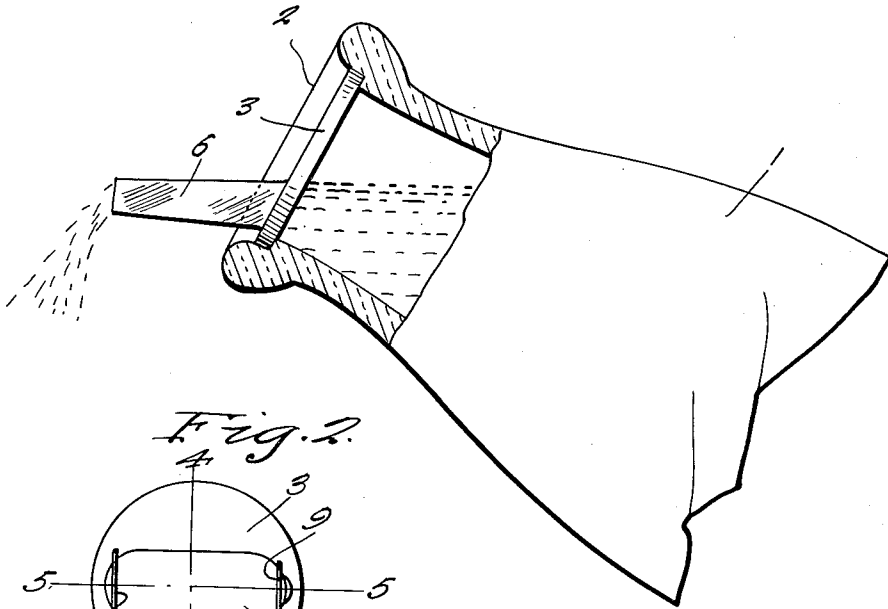


Fig. 2.

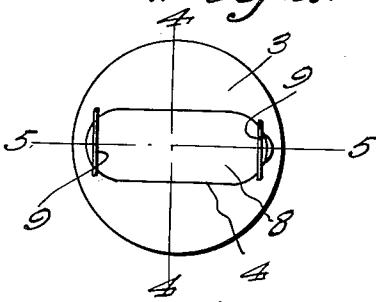


Fig. 3.

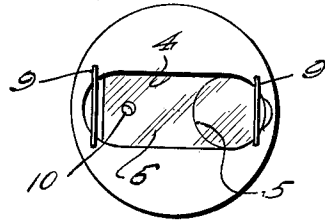


Fig. 4.




Fig. 5.


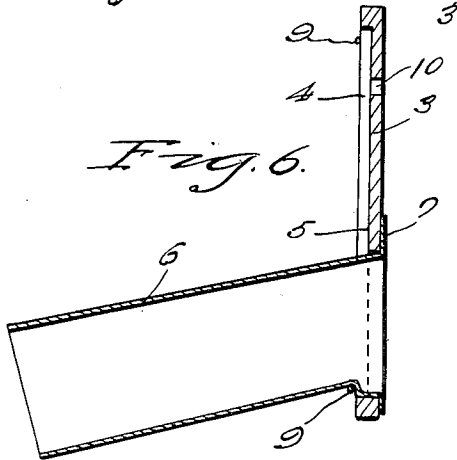


Fig. 6.



George J. Praechtll Inventor

By *Clarence A. O'Brien*
Attorney

UNITED STATES PATENT OFFICE

GEORGE J. PRAECHTL, OF BUFFALO, NEW YORK

BOTTLE CAP

Application filed September 9, 1931. Serial No. 561,961.

This invention relates to new and useful improvements in bottle caps particularly for milk bottles and has for its primary object to provide, in a manner as hereinafter set forth, a device of this character embodying a foldable or collapsible spout through which the milk may be poured, thereby eliminating the necessity for removing the cap from the bottle when it is desired to remove the milk and materially promoting sanitation by reason of the fact that the milk, when poured, does not contact with the mouth of the bottle.

Other objects of the invention are to provide a milk bottle cap of the aforementioned character which will be simple in construction, strong, durable, efficient in use and which may be manufactured at low cost.

All of the foregoing and still further objects and advantages of the invention will become apparent from a study of the following specification, taken in connection with the accompanying drawing, wherein like characters of reference designate corresponding parts throughout the several views, and wherein:

Figure 1 is a view showing a cap in accordance with the invention in side elevation in the mouth of a bottle, said bottle being broken away in section.

Figure 2 is a view in top plan of the cap.

Figure 3 is a view in bottom plan of the cap.

Figure 4 is a view in cross section taken substantially on the line 4—4 of Figure 2.

Figure 5 is a view in cross section taken at right angles to Figure 4, substantially on the line 5—5 of Figure 2.

Figure 6 is a view in cross section through the cap with the spout extended for use.

Referring now to the drawing in detail, it will be seen that the reference numeral 1 designates the upper portion of a milk bottle having the usual form of mouth 2.

The cap constituting the present invention comprises a disk 3 which is of material thickness and preferably formed from cardboard or heavy paper. In its upper side the disk 3 has formed therein an elongated, substantially oval recess 4 of a depth sub-

stantially equal to one-half of the thickness of the disk, as best seen in Figure 4 of the drawing. At one end the recess 4 has communication with the interior of the bottle 1 when said cap is in use thereon through a circular opening 5.

The reference numeral 6 designates a pouring spout of suitable material, preferably cellophane, which will permit said spout to be readily folded or collapsed into the recess 4 in a manner to require a minimum of room or extended to its operative position, as seen in Figure 6 of the drawing. One end portion of the pouring spout 6 extends through the opening 5 and is externally flanged, as at 7, and secured by suitable means to the inner or lower side of the disk 3.

The reference numeral 8 designates a cover or closure conforming in shape to the recess 4 and adapted for disposition in said recess in a manner to protect and conceal the spout 6 when said spout is in inoperative position. The closure 8 is removably retained in the recess 4 by the staples 9 extending across the rounded end portions of said recess 4. The correspondingly rounded end portions of the closure 8 are inserted beneath the wire staples 9.

In use, the closure 8 is removed, thus freeing the spout 6. Then, if the bottle 1 is tilted, the weight of the milk will project the spout 6 to operative position without the necessity of touching said spout with the hands and thereby possibly contaminating the same. After the desired quantity of milk has been poured, the spout 6 may again be folded or collapsed and disposed in the recess 4 and in this manner the spout is closed. The cap is provided with a vent 10 for the admission of air to the bottle.

It is believed that the many advantages of a bottle cap in accordance with this invention will be readily understood, and, although the preferred embodiment of the invention is as illustrated and described, it is to be understood that changes in the details of construction and in the combination and arrangement of parts may be resorted to

which will fall within the scope of the invention as claimed.

What is claimed is:

1. A milk bottle cap comprising a disk
5 having an elongated recess in its outer side and further having an opening extending from one end of the recess to its inner side, a collapsible spout having one end portion anchored in the opening and adapted, when
10 in inoperative position, for disposition in the recess, a closure for removable disposition in the recess over the spout in a manner to conceal and protect said spout, and means for retaining the closure in the recess,
15 said means comprising wire staples extending across the end portions of the recess, the end portions of the closure being insertable beneath the staples.

2. A bottle cap comprising a disc having
20 a recess in one side and further having an opening extending from the recess to its other side, a collapsible spout secured in the opening and foldable into the recess, a staple mounted on the cap and extending across
25 the recess, and a removable closure in the recess engaged beneath the staple.

In testimony whereof I affix my signature.

GEORGE J. PRAECHTL.

30

35

40

45

50

55

60

65