



US00D360262S

# United States Patent [19]

[11] Patent Number: **Des. 360,262**

Ly

[45] Date of Patent: **\*\* Jul. 11, 1995**

[54] TONGUE SCRAPER

1,811,775	6/1931	Barkwill .....	606/161
1,851,396	3/1932	Mabry .....	606/161
3,890,964	6/1975	Castanedo .....	128/628
5,282,814	2/1994	Srivastava .....	606/161

[76] Inventor: **Toan K. Ly**, 2726 N. 58th St., Milwaukee, Wis. 53210

[\*\*] Term: **14 Years**

*Primary Examiner*—A. Hugo Word  
*Assistant Examiner*—I. Simmons

[21] Appl. No.: **19,543**

[57] **CLAIM**

[22] Filed: **Mar. 4, 1994**

The ornamental design for a tongue scraper, as shown and described.

[52] U.S. Cl. .... **D24/147; D24/149**

[58] Field of Search ..... D24/133, 147, 149; 606/161; 30/171; 128/757

[56] **References Cited**

**U.S. PATENT DOCUMENTS**

D. 238,108	12/1975	Cooke .....	D24/147
D. 253,789	12/1979	Gupta .....	D24/147
D. 265,506	7/1982	Finamore .....	D24/147
D. 285,250	8/1986	Audette .....	D24/147
D. 285,251	8/1986	Audette .....	D24/147
D. 285,252	8/1986	Audette .....	D24/147

**DESCRIPTION**

FIG. 1 is a perspective view of a tongue scraper showing my new design therefor;

FIG. 2 is a front elevational view;

FIG. 3 is a rear elevational view;

FIG. 4 is a top plan view;

FIG. 5 is a left side elevational view, the right side elevational view being a mirror image thereof; and,

FIG. 6 is a bottom plan view.

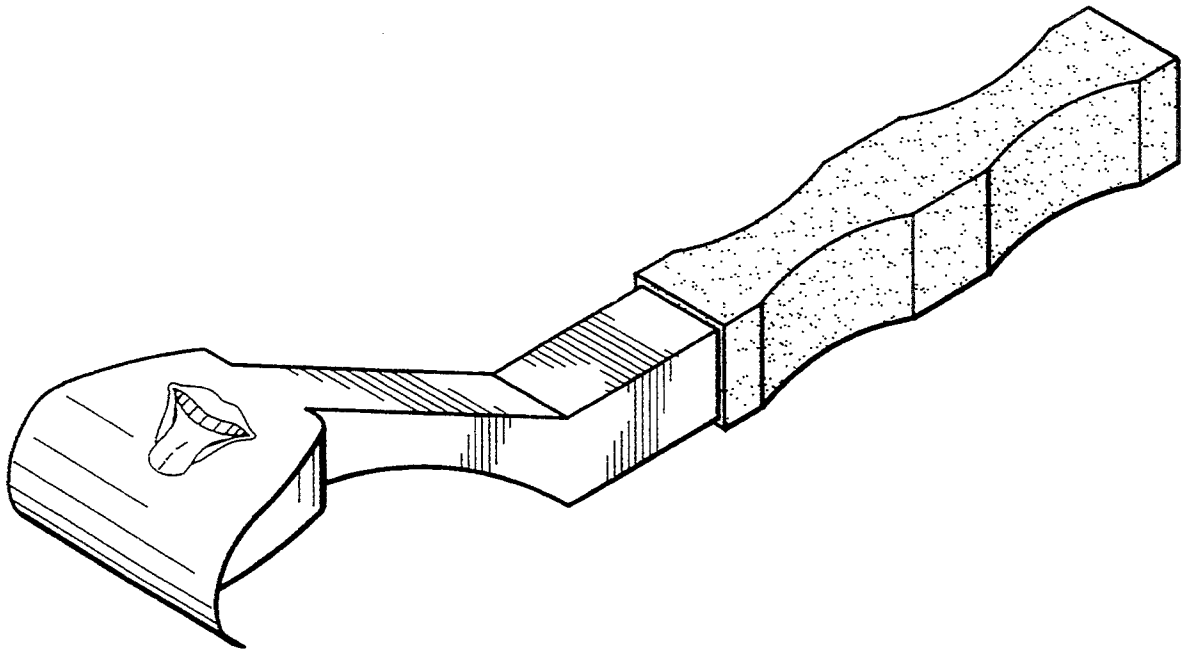


FIG. 1

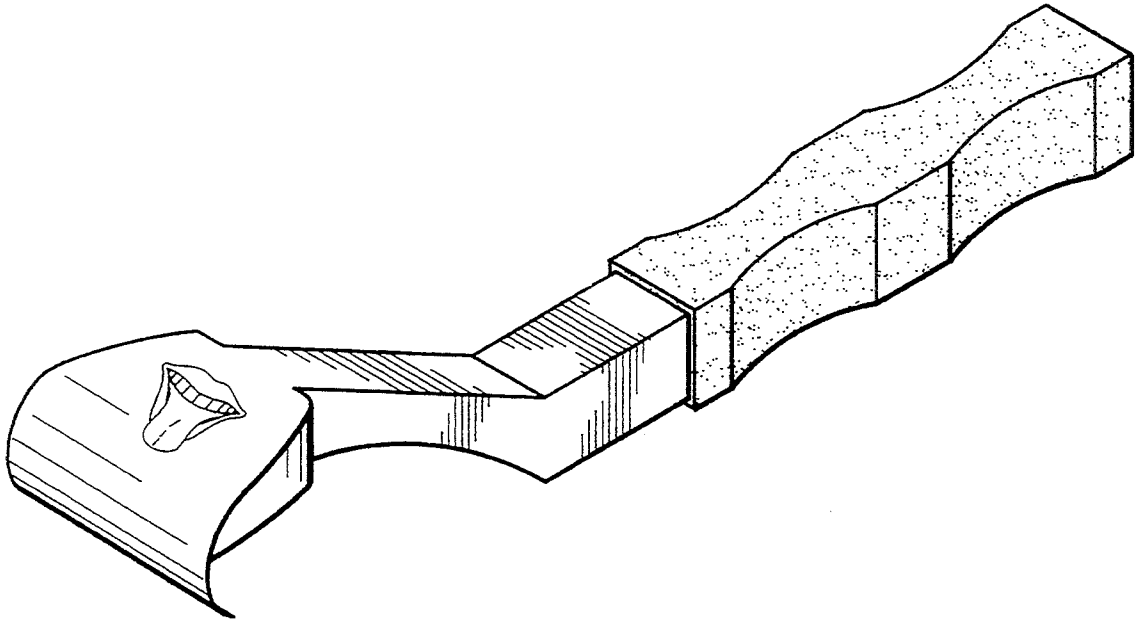


FIG. 2

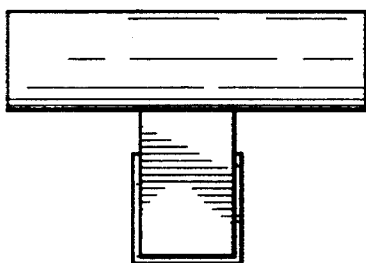


FIG. 3

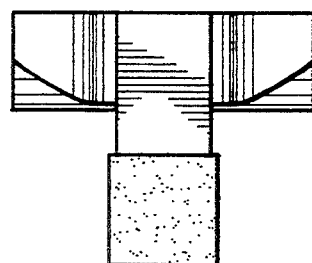


FIG. 4

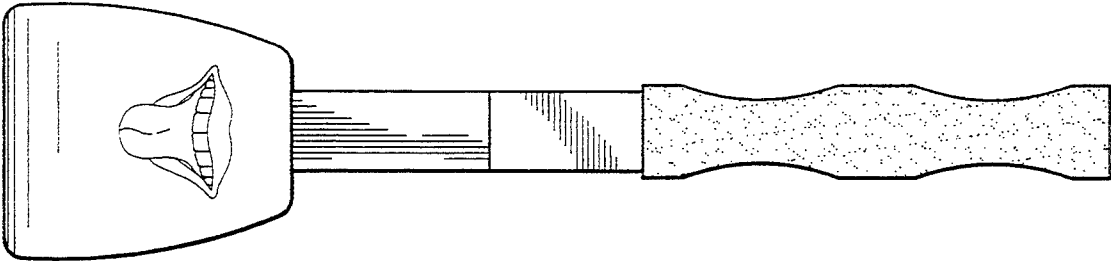


FIG. 5

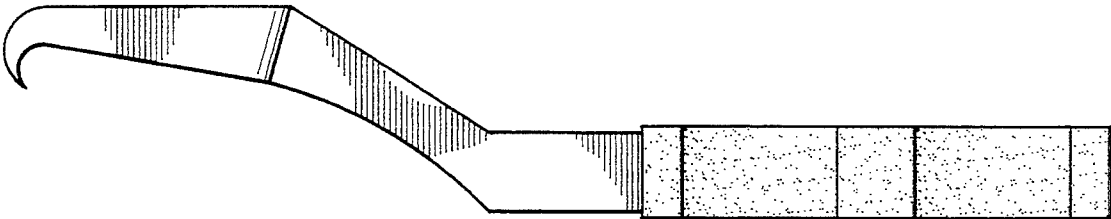


FIG. 6

