



US00D553794S

(12) **United States Design Patent** (10) **Patent No.:** **US D553,794 S**
Walker (45) **Date of Patent:** **** Oct. 23, 2007**

(54) **SOAP DISPENSING BACK SCRUB BRUSH WITH TELESCOPIC HANDLE**

Primary Examiner—Alan P. Douglas
Assistant Examiner—Lavone D. Tabor

(76) Inventor: **Daniel Walker**, 4627 Farmridge La.,
Matthews, NC (US) 28105

(57) **CLAIM**

(**) Term: **14 Years**

The ornamental design for a soap dispensing back scrub brush with telescopic handle, as shown.

(21) Appl. No.: **29/231,940**

DESCRIPTION

(22) Filed: **Jun. 13, 2005**

(51) **LOC (8) Cl.** **28-03**

(52) **U.S. Cl.** **D28/63; D4/114; D32/45; D32/51**

(58) **Field of Classification Search** **D4/114, D4/121, 137, 138; D28/7, 63; D32/45, 51; 15/144.1, 144.3, 144.4, 209.1, 244.1; 401/6, 401/196, 205, 206, 261, 263, 264, 266, 270, 401/272, 279; 601/138, 154**

See application file for complete search history.

A visually appealing back scrub brush comprising of a telescopic extendable handle, to make it compactable for travel purposes, and a button which can be pressed to automatically produce a soapy lather in the brush. The ornamental design is appealing to young children as well as adults. In one embodiment, the brush comprises of a light-weight plastic bath brush that features a 2" thick and 12" long telescopic handle, which enables a user to easily store or pack the brush until he is ready to use it. An individual can simply extend the handle to a desired length by turning the handle at either of the two threaded locking sections to release the lock and allow the handle to telescopically extend. The handle has a self-lathering pad attached to the top end of the brush and a button located on the end of the handle to be used to activate the suds pad. The handle also features a hook located at the end tip of the handle for ease in hanging, or alternately, a suction cup on the back side of the handle.

(56) **References Cited**

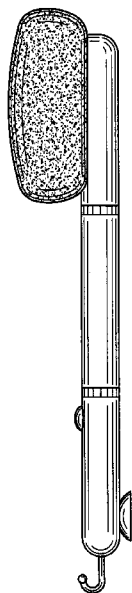
U.S. PATENT DOCUMENTS

1,840,812	A *	1/1932	Hardy	601/155
2,995,768	A *	8/1961	Skuratowicz	401/146
D343,924	S *	2/1994	Kaplan	D28/63
5,573,342	A *	11/1996	Patalano	401/175
D381,771	S *	7/1997	Chern	D28/63
5,944,032	A	8/1999	Masterson		
6,145,154	A	11/2000	Blair		
6,170,108	B1	1/2001	Knight		
D447,635	S	9/2001	Smith		
6,415,470	B1	7/2002	Ramrattan		
6,550,996	B1 *	4/2003	Rayfield	401/6
2003/0061676	A1	4/2003	Warren		

FIG. 1 is a right side view showing my design;
FIG. 2 is a front view thereof;
FIG. 3 is a rear view thereof;
FIG. 4 is a top view thereof;
FIG. 5 is a bottom view thereof;
FIG. 6 is a side perspective view thereof; and,
FIG. 7 is a side perspective view showing the telescopic handle of my design extended.

* cited by examiner

1 Claim, 4 Drawing Sheets



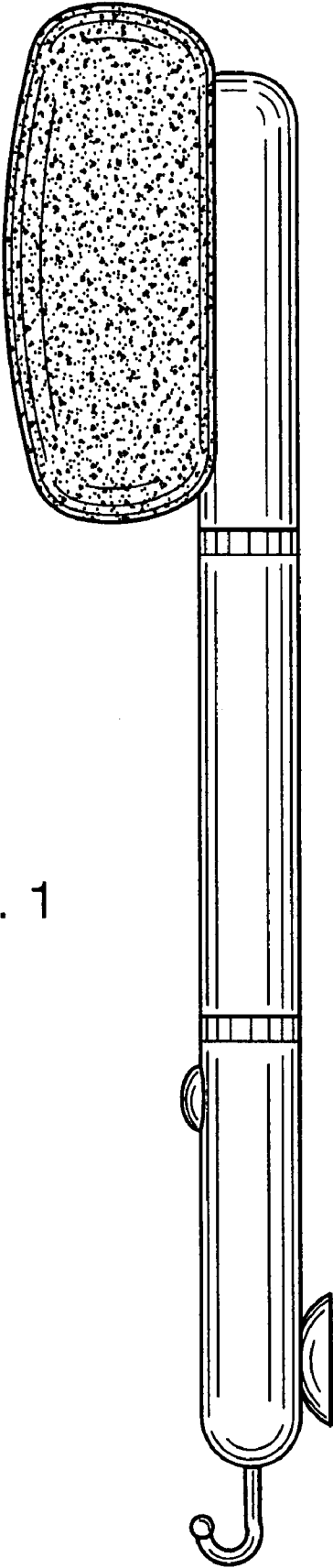


FIG. 1

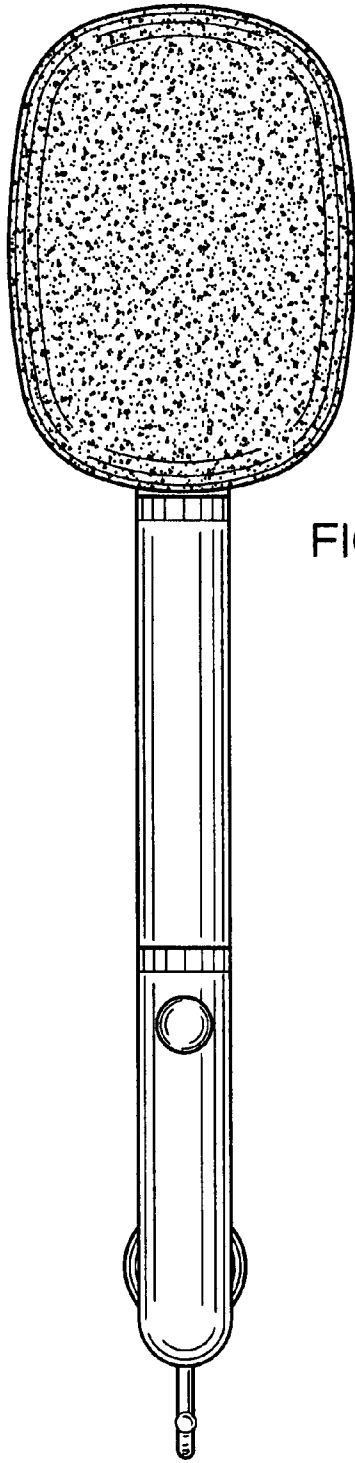


FIG. 2

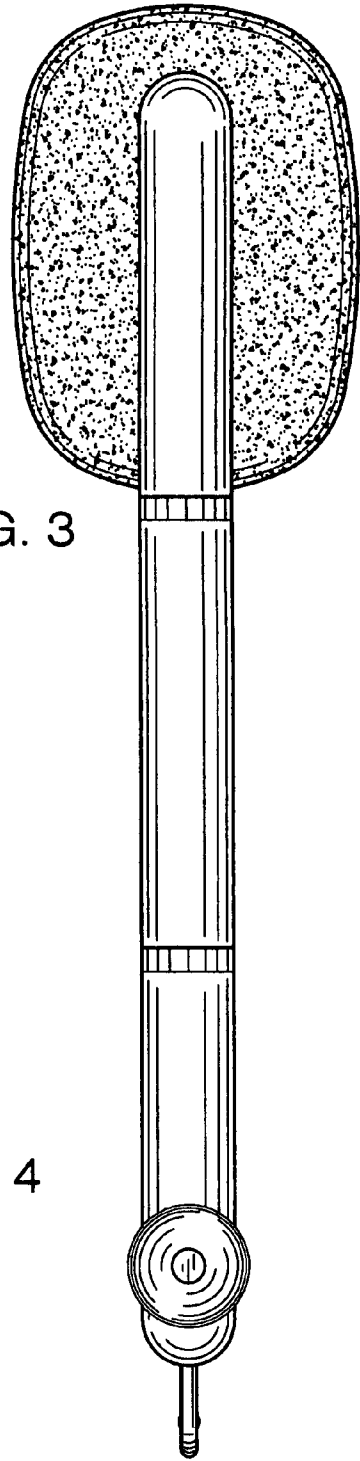


FIG. 3

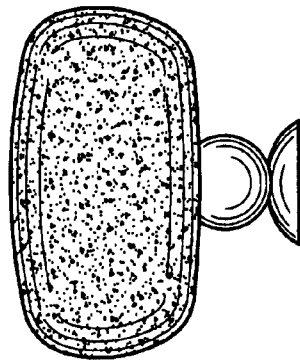


FIG. 4

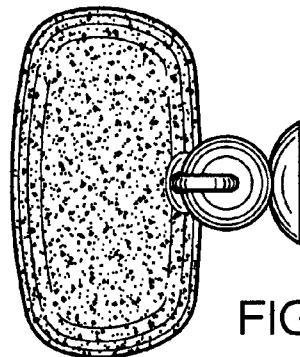


FIG. 5

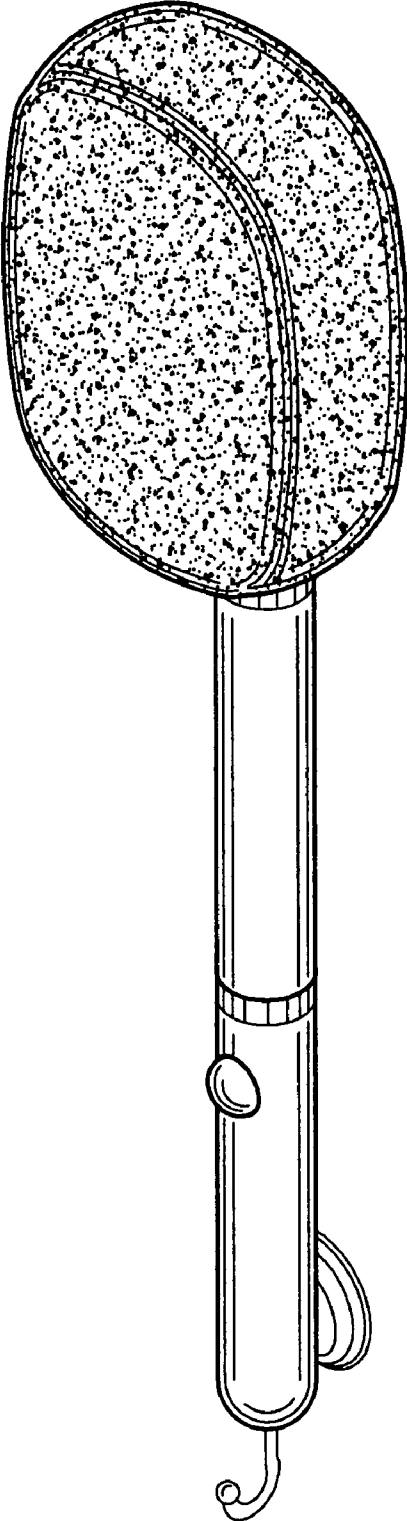


FIG. 6

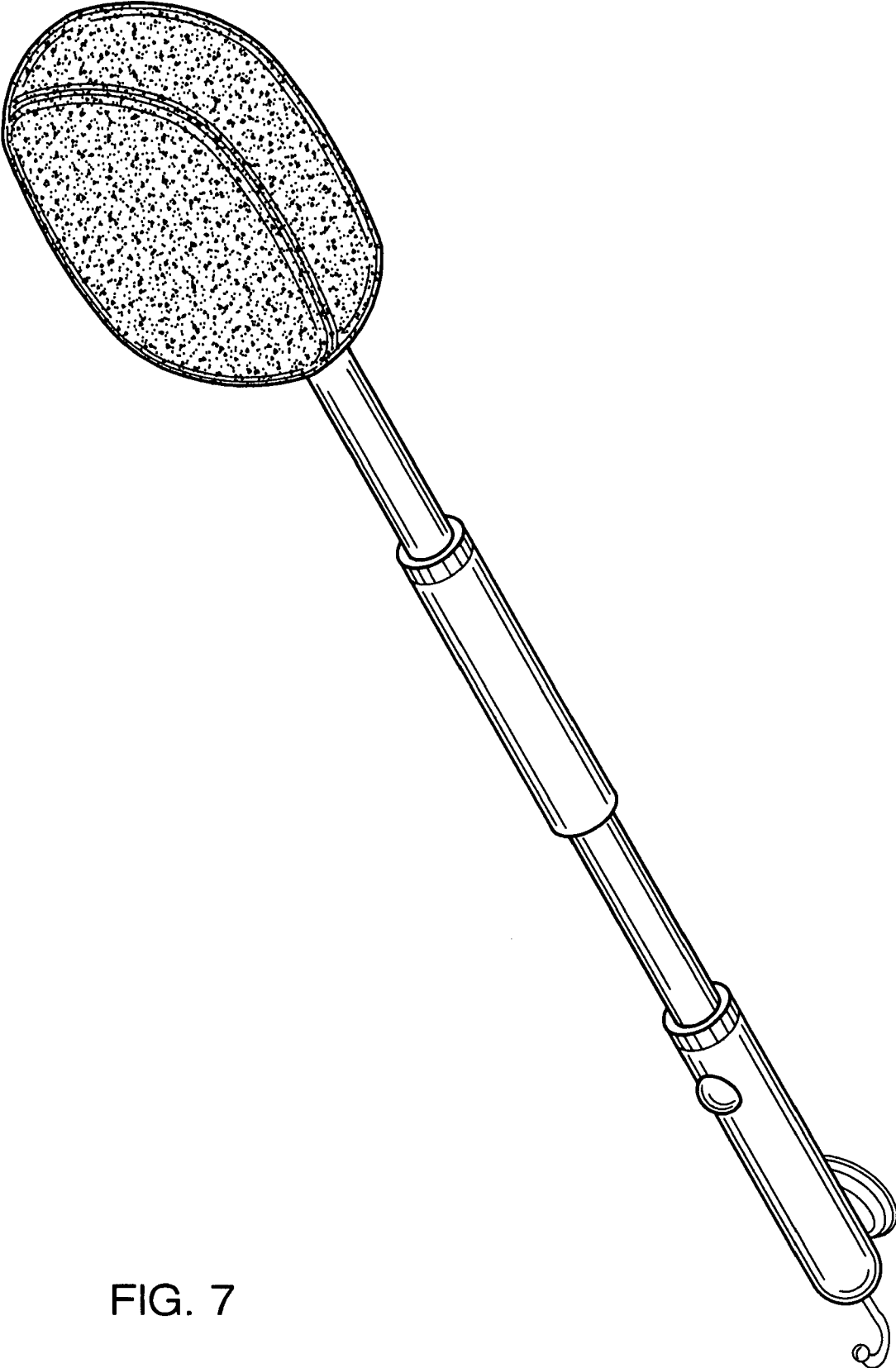


FIG. 7