



US00D555517S

(12) **United States Design Patent**  
**Dias**

(10) **Patent No.:** **US D555,517 S**

(45) **Date of Patent:** **\*\* Nov. 20, 2007**

(54) **WRIST WATCH CASE**

(76) Inventor: **M. Carlos Dias**, 19, rue du  
Grand-Bureau, 1227 Geneva (CH)

(\*\*) Term: **14 Years**

(21) Appl. No.: **29/236,773**

(22) Filed: **Aug. 22, 2005**

(30) **Foreign Application Priority Data**

Feb. 24, 2005 (WO) ..... DM/066738

(51) **LOC (8) Cl.** ..... **10-02**

(52) **U.S. Cl.** ..... **D10/38**

(58) **Field of Classification Search** ..... D10/30-39,  
D10/131; 368/276, 277, 281-283, 285, 288,  
368/306, 308, 319

See application file for complete search history.

(56) **References Cited**

**U.S. PATENT DOCUMENTS**

D178,770 S *	9/1956	Doerwald	.....	D10/39
D186,180 S *	9/1959	Diamond	.....	D10/39
D195,421 S *	6/1963	Huguenin	.....	D10/39
3,475,902 A *	11/1969	Wessel	.....	368/10
5,255,248 A *	10/1993	Goodmon	.....	368/228
5,467,325 A *	11/1995	Juillerat	.....	368/276
D370,181 S *	5/1996	Krieger	.....	D10/32
D382,815 S *	8/1997	Riley	.....	D10/30
D399,763 S *	10/1998	Rabassa	.....	D10/38
D404,322 S *	1/1999	Blondin	.....	D10/39

D415,693 S *	10/1999	Kennedy	.....	D10/30
D445,343 S *	7/2001	Schneider	.....	D10/30
D447,427 S *	9/2001	Finazzi	.....	D10/39
D508,416 S *	8/2005	Tang	.....	D10/30
D517,432 S *	3/2006	Laucella	.....	D10/39
D527,655 S *	9/2006	Dias	.....	D10/38

**OTHER PUBLICATIONS**

Watches International VI, The Original Annual of the World's Finest Wristwatches, 2005, p. 456, Roger Dubuis EasyDiver Flying Tourbillon watch.\*

\* cited by examiner

*Primary Examiner*—Lucy Lieberman

(74) *Attorney, Agent, or Firm*—Sturm & Fix LLP

(57) **CLAIM**

The ornamental design for a wrist watch case, as shown and described.

**DESCRIPTION**

FIG. 1 is a perspective view of a wrist watch case showing my new design;

FIG. 2 is a front elevation thereof;

FIG. 3 is a rear elevation thereof;

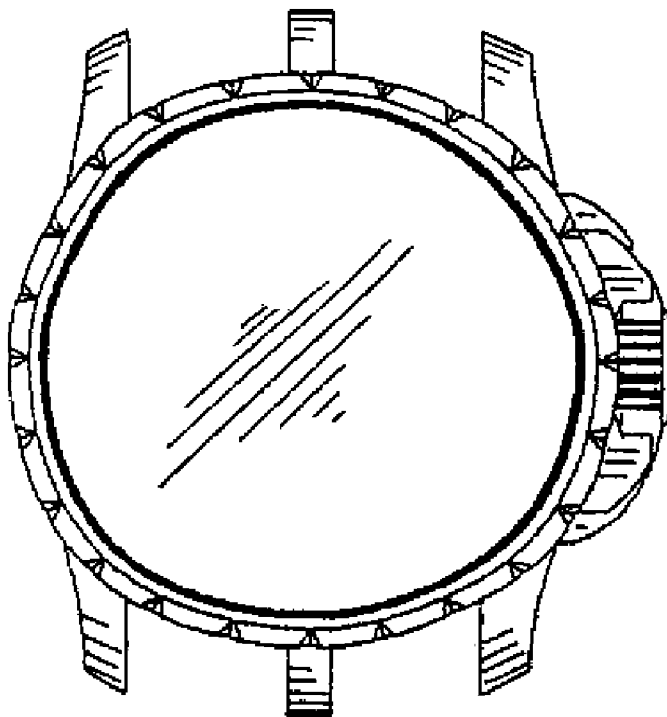
FIG. 4 is a right side view thereof;

FIG. 5 is a left side view thereof;

FIG. 6 is a bottom view thereof; and,

FIG. 7 is a top view thereof.

**1 Claim, 1 Drawing Sheet**



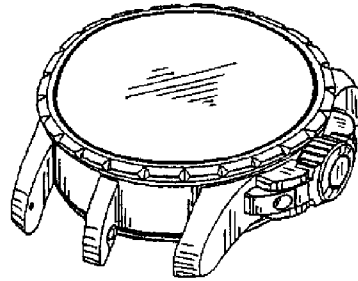


Fig. 1

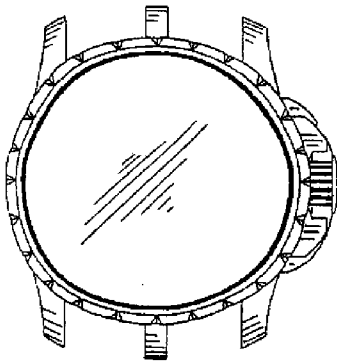


Fig. 2

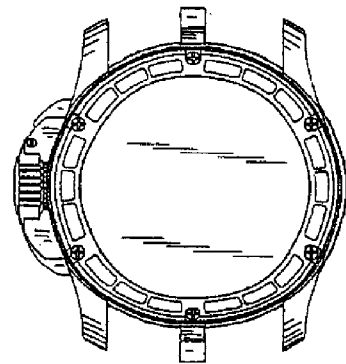


Fig. 3




Fig. 4

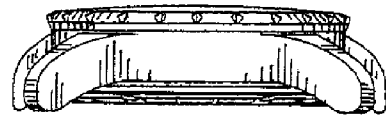


Fig. 5



Fig. 6

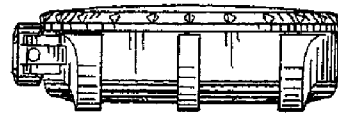


Fig. 7