



(86) Date de dépôt PCT/PCT Filing Date: 2005/09/16  
(87) Date publication PCT/PCT Publication Date: 2006/03/23  
(45) Date de délivrance/Issue Date: 2014/04/01  
(85) Entrée phase nationale/National Entry: 2007/03/13  
(86) N° demande PCT/PCT Application No.: EP 2005/054636  
(87) N° publication PCT/PCT Publication No.: 2006/030032  
(30) Priorité/Priority: 2004/09/17 (GB0420722.1)

(51) Cl.Int./Int.Cl. *C07D 213/64* (2006.01),  
*A61K 31/4412* (2006.01), *A61P 25/00* (2006.01),  
*C07D 401/10* (2006.01), *C07D 407/10* (2006.01),  
*C07D 409/10* (2006.01), *C07D 413/10* (2006.01)

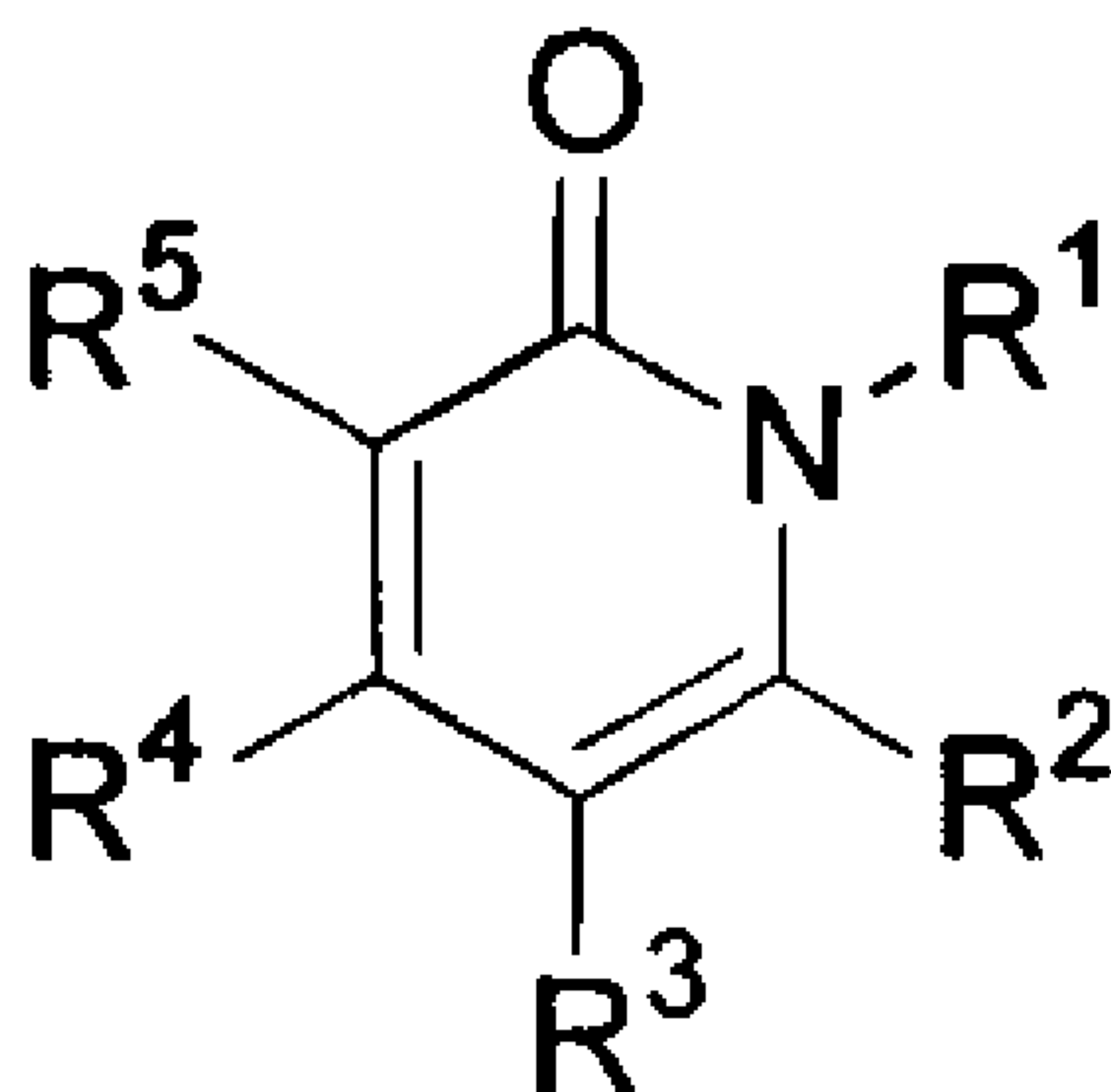
(72) Inventeurs/Inventors:  
IMOGAI, HASSAN JULIEN, CH;  
CID-NUNEZ, JOSE MARIA, ES;  
DUVEY, GUILLAUME ALBERT JACQUES, CH;  
BOLEA, CHRISTELLE MARTINE, CH;  
...

(73) Propriétaires/Owners:  
ADDEX PHARMA SA, CH;  
JANSSEN PHARMACEUTICALS, INC, US

(74) Agent: PERLEY-ROBERTSON, HILL & MCDOUGALL

(54) Titre : NOUVEAUX DERIVES DE PYRIDINONE ET LEUR UTILISATION EN TANT QUE MODULATEURS  
ALLOSTERIQUES POSITIFS DES RECEPTEURS MGLUR2

(54) Title: NOVEL PYRIDINONE DERIVATIVES AND THEIR USE AS POSITIVE ALLOSTERIC MODULATORS OF  
MGLUR2-RECEPTORS



(I)

(57) **Abrégé/Abstract:**

The present invention relates to novel compounds, in particular novel pyridinone derivatives according to Formula (I) X R1 N Y (I) R2 R3 wherein all radicals are defined in the application. The compounds according to the invention are positive allosteric modulators of metabotropic receptors - subtype 2 ("mGluR2") which are useful for the treatment or prevention of neurological and psychiatric disorders associated with glutamate dysfunction and diseases in which the mGluR2 subtype of metabotropic receptors is involved. In particular, such diseases are central nervous system disorders selected from the group of anxiety, schizophrenia, migraine, depression, and epilepsy. The invention is also directed to pharmaceutical compositions and processes to prepare such compounds and compositions, as well as to the use of such compounds for the prevention and treatment of such diseases in which mGluR2 is involved.



(72) **Inventeurs(suite)/Inventors(continued)**: NHEM, VANTHEA, CH; FINN, TERRY PATRICK, CH;  
LE POUL, EMMANUEL CHRISTIAN, CH; ROCHER, JEAN-PHILIPPE FRANCOIS CHRISTIAN, CH;  
LUTJENS, ROBERT JOHANNES, CH

(74) **Agent(suite/continued)**: LLP

## (12) INTERNATIONAL APPLICATION PUBLISHED UNDER THE PATENT COOPERATION TREATY (PCT)

(19) World Intellectual Property Organization  
International Bureau(43) International Publication Date  
23 March 2006 (23.03.2006)

PCT

(10) International Publication Number  
**WO 2006/030032 A1**

## (51) International Patent Classification:

**C07D 213/64** (2006.01) **C07D 409/10** (2006.01)  
**C07D 401/10** (2006.01) **A61K 31/4412** (2006.01)  
**C07D 407/10** (2006.01) **A61P 25/00** (2006.01)  
**C07D 413/10** (2006.01)

## (21) International Application Number:

PCT/EP2005/054636

## (22) International Filing Date:

16 September 2005 (16.09.2005)

## (25) Filing Language:

English

## (26) Publication Language:

English

## (30) Priority Data:

0420722.1 17 September 2004 (17.09.2004) GB

## (71) Applicants (for all designated States except US):

**JANSSEN PHARMACEUTICA N.V.** [BE/BE]; Turnhoutseweg 30, B-2340 Beerse (BE). **ADDEX PHARMACEUTICALS S.A.** [CH/CH]; 12, Chemin des Aulx, CH-1228 Plan-lès-Ouates (Geneva) (CH).

## (72) Inventors; and

(75) **Inventors/Applicants (for US only):** **IMOGAI, Hassan, Julien** [FR/FR]; c/o ADDEX Pharmaceuticals S.A., 12, Chemin des Aulx, CH-1228 Plan-lès-Ouates (Geneva) (CH). **CID-NÚÑEZ, José, Maria** [ES/ES]; Johnson & Johnson Pharmaceutical Research and Development, Division of Janssen-Cilag, S.A. Calle, Jarama, 75 Polígono Industrial, E-45007 Toledo (ES). **DUVEY, Guillaume, Albert, Jacques** [FR/FR]; ADDEX Pharmaceuticals S.A., 12, Chemin des Aulx, CH-1228 Plan-lès-Ouates (Geneva) (CH). **BOLEA, Christelle, Martine** [FR/CH]; ADDEX Pharmaceuticals S.A., 12, Chemin des Aulx, CH-1228 Plan-lès-Ouates (Geneva) (CH). **NHEM, Vanthéa** [FR/FR]; ADDEX Pharmaceuticals S.A., 12, Chemin des Aulx, CH-1228 Plan-lès-Ouates (Geneva) (CH). **FINN, Terry, Patrick** [GB/CH]; ADDEX Pharmaceuticals S.A., 12, Chemin des Aulx, CH-1228 Plan-lès-Ouates (Geneva) (CH). **LE POUL, Emmanuel, Christian** [FR/FR]; ADDEX Pharmaceuticals S.A., 12, Chemin des Aulx, CH-1228 Plan-lès-Ouates (Geneva) (CH).

**ROCHER, Jean-Philippe, François, Christian** [FR/FR]; ADDEX Pharmaceuticals S.A., 12, Chemin des Aulx, CH-1228 Plan-lès-Ouates (Geneva) (CH). **LÜTJENS, Robert, Johannes** [DE/CH]; ADDEX Pharmaceuticals S.A., 12, Chemin des Aulx, CH-1228 Plan-lès-Ouates (Geneva) (CH).

(74) **Agent:** **CAMPBELL, Neil**; Frank B. Dehn & Co., 179 Queen Victoria Street, London EC4V 4EL (GB).

(81) **Designated States** (unless otherwise indicated, for every kind of national protection available): AE, AG, AL, AM, AT, AU, AZ, BA, BB, BG, BR, BW, BY, BZ, CA, CH, CN, CO, CR, CU, CZ, DE, DK, DM, DZ, EC, EE, EG, ES, FI, GB, GD, GE, GH, GM, HR, HU, ID, IL, IN, IS, JP, KE, KG, KM, KP, KR, KZ, LC, LK, LR, LS, LT, LU, LV, LY, MA, MD, MG, MK, MN, MW, MX, MZ, NA, NG, NI, NO, NZ, OM, PG, PH, PL, PT, RO, RU, SC, SD, SE, SG, SK, SL, SM, SY, TJ, TM, TN, TR, TT, TZ, UA, UG, US, UZ, VC, VN, YU, ZA, ZM, ZW.

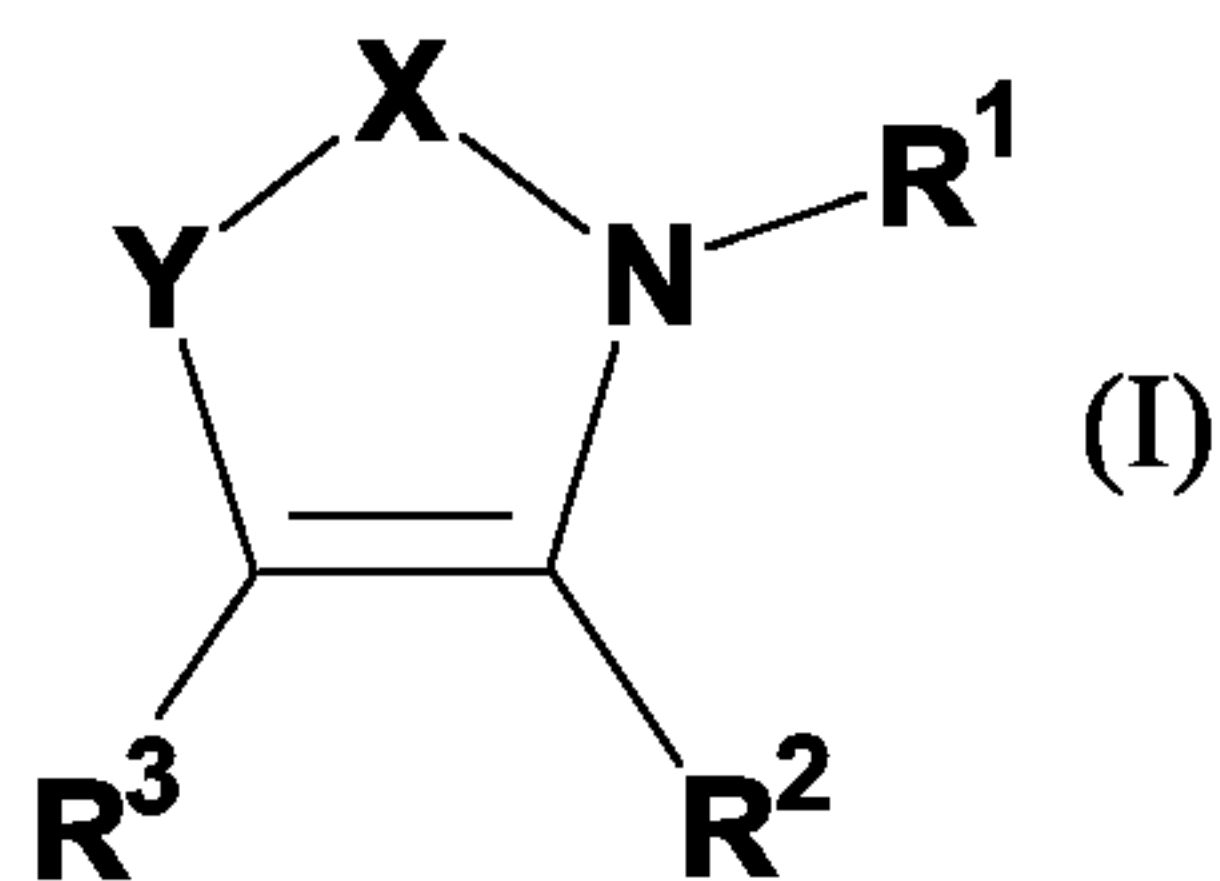
(84) **Designated States** (unless otherwise indicated, for every kind of regional protection available): ARIPO (BW, GH, GM, KE, LS, MW, MZ, NA, SD, SL, SZ, TZ, UG, ZM, ZW), Eurasian (AM, AZ, BY, KG, KZ, MD, RU, TJ, TM), European (AT, BE, BG, CH, CY, CZ, DE, DK, EE, ES, FI, FR, GB, GR, HU, IE, IS, IT, LT, LU, LV, MC, NL, PL, PT, RO, SE, SI, SK, TR), OAPI (BF, BJ, CF, CG, CI, CM, GA, GN, GQ, GW, ML, MR, NE, SN, TD, TG).

**Declarations under Rule 4.17:**

— as to applicant's entitlement to apply for and be granted a patent (Rule 4.17(ii)) for the following designations AE, AG, AL, AM, AT, AU, AZ, BA, BB, BG, BR, BW, BY, BZ, CA, CH, CN, CO, CR, CU, CZ, DE, DK, DM, DZ, EC, EE, EG, ES, FI, GB, GD, GE, GH, GM, HR, HU, ID, IL, IN, IS, JP, KE, KG, KM, KP, KR, KZ, LC, LK, LR, LS, LT, LU, LV, LY, MA, MD, MG, MK, MN, MW, MX, MZ, NA, NG, NI, NO, NZ, OM, PG, PH, PL, PT, RO, RU, SC, SD, SE, SG, SK, SL, SM, SY, TJ, TM, TN, TR, TT, TZ, UA, UG, UZ, VC, VN, YU, ZA, ZM, ZW, ARIPO patent (BW, GH, GM, KE, LS, MW, MZ, NA, SD, SL, SZ, TZ, UG, ZM, ZW), Eurasian patent (AM, AZ, BY, KG, KZ, MD, RU, TJ, TM), European patent (AT, BE, BG, CH, CY, CZ, DE, DK, EE, ES, FI, FR, GB, GR, HU, IE, IS, IT, LT, LU, LV, MC, NL, PL, PT, RO,

[Continued on next page]

(54) **Title:** NOVEL PYRIDINONE DERIVATIVES AND THEIR USE AS POSITIVE ALLOSTERIC MODULATORS OF MGLUR2-RECEPTORS



(57) **Abstract:** The present invention relates to novel compounds, in particular novel pyridinone derivatives according to Formula (I) X R<sup>1</sup> N Y (I) R<sup>2</sup> R<sup>3</sup> wherein all radicals are defined in the application. The compounds according to the invention are positive allosteric modulators of metabotropic receptors - subtype 2 ("mGluR2") which are useful for the treatment or prevention of neurological and psychiatric disorders associated with glutamate dysfunction and diseases in which the mGluR2 subtype of metabotropic receptors is involved. In particular, such diseases are central nervous system disorders selected from the group of anxiety, schizophrenia, migraine, depression, and epilepsy. The invention is also directed to pharmaceutical compositions and processes to prepare such compounds and compositions, as well as to the use of such compounds for the prevention and treatment of such diseases in which mGluR2 is involved.



## WO 2006/030032 A1



*SE, SI, SK, TR), OAPI patent (BF, BJ, CF, CG, CI, CM, GA, GN, GQ, GW, ML, MR, NE, SN, TD, TG)*

- *as to applicant's entitlement to apply for and be granted a patent (Rule 4.17(ii)) for the following designations AE, AG, AL, AM, AT, AU, AZ, BA, BB, BG, BR, BW, BY, BZ, CA, CH, CN, CO, CR, CU, CZ, DE, DK, DM, DZ, EC, EE, EG, ES, FI, GB, GD, GE, GH, GM, HR, HU, ID, IL, IN, IS, JP, KE, KG, KM, KP, KR, KZ, LC, LK, LR, LS, LT, LU, LV, LY, MA, MD, MG, MK, MN, MW, MX, MZ, NA, NG, NI, NO, NZ, OM, PG, PH, PL, PT, RO, RU, SC, SD, SE, SG, SK, SL, SM, SY, TJ, TM, TN, TR, TT, TZ, UA, UG, UZ, VC, VN, YU, ZA, ZM, ZW, ARIPO patent (BW, GH, GM, KE, LS, MW, MZ, NA, SD, SL, SZ, TZ, UG, ZM, ZW), Eurasian patent (AM, AZ, BY, KG, KZ, MD, RU, TJ, TM), European patent (AT, BE, BG, CH, CY, CZ, DE, DK, EE, ES, FI, FR,*

*GB, GR, HU, IE, IS, IT, LT, LU, LV, MC, NL, PL, PT, RO, SE, SI, SK, TR), OAPI patent (BF, BJ, CF, CG, CI, CM, GA, GN, GQ, GW, ML, MR, NE, SN, TD, TG)*

- *of inventorship (Rule 4.17(iv)) for US only*

**Published:**

- *with international search report*
- *before the expiration of the time limit for amending the claims and to be republished in the event of receipt of amendments*

*For two-letter codes and other abbreviations, refer to the "Guidance Notes on Codes and Abbreviations" appearing at the beginning of each regular issue of the PCT Gazette.*



## **NOVEL PYRIDINONE DERIVATIVES AND THEIR USE AS POSITIVE ALLOSTERIC MODULATORS OF MGLUR2-RECEPTORS**

### **SUMMARY OF THE INVENTION**

5 The present invention relates to novel compounds, in particular novel pyridinone-derivatives that are positive allosteric modulators of metabotropic receptors – subtype 2 (“mGluR2”) which are useful for the treatment or prevention of neurological and psychiatric disorders associated with glutamate dysfunction and diseases in which the mGluR2 subtype of metabotropic receptors is involved. The invention is also directed  
10 to the pharmaceutical compositions, the processes to prepare such compounds and compositions and the use of such compounds for the prevention and treatment of such diseases in which mGluR2 is involved.

### **BACKGROUND OF THE INVENTION**

15 Glutamate is the major amino-acid transmitter in the mammalian central nervous system (CNS). Glutamate plays a major role in numerous physiological functions, such as learning and memory but also sensory perception, development of synaptic plasticity, motor control, respiration, and regulation of cardiovascular function. Furthermore, glutamate is at the centre of several different neurological and psychiatric  
20 diseases, where there is an imbalance in glutamatergic neurotransmission.

Glutamate mediates synaptic neurotransmission through the activation of ionotropic glutamate receptors channels (iGluRs), the NMDA, AMPA and kainate receptors which are responsible for fast excitatory transmission (Nakanishi et al., (1998) Brain Res Brain Res Rev., 26:230-235).

25 In addition, glutamate activates metabotropic glutamate receptors (mGluRs) which have a more modulatory role that contributes to the fine-tuning of synaptic efficacy.

The mGluRs are seven-transmembrane G protein-coupled receptors (GPCRs) belonging to family 3 of GPCRs along with the calcium-sensing, GABAb, and pheromone receptors.

Glutamate activates the mGluRs through binding to the large extracellular amino-terminal domain of the receptor, herein called the orthosteric binding site. This binding induces a conformational change in the receptor which results in the activation of the G-protein and intracellular signalling pathways.

- 5 The mGluR family is composed of eight members. They are classified into three groups (group I comprising mGluR1 and mGluR5; group II comprising mGluR2 and mGluR3; group III comprising mGluR4, mGluR6, mGluR7, and mGluR8) according to sequence homology, pharmacological profile, and nature of intracellular signalling cascades activated (Schoepp et al. (1999) *Neuropharmacology*, 38:1431-76).
- 10 Among mGluR members, the mGluR2 subtype is negatively coupled to adenylate cyclase via activation of G $\alpha$ i-protein, and its activation leads to inhibition of glutamate release in the synapse (Cartmell & Schoepp (2000) *J Neurochem* 75:889-907). In the CNS, mGluR2 receptors are abundant mainly throughout cortex, thalamic regions, accessory olfactory bulb, hippocampus, amygdala, caudate-putamen and nucleus
- 15 accumbens (Ohishi et al. (1998) *Neurosci Res* 30:65-82).

Activating mGluR2 was shown in clinical trials to be efficacious to treat anxiety disorders (Levine et al. (2002) *Neuropharmacology* 43: 294 ; Holden (2003) *Science* 300:1866-68; Grillon et al. (2003) *Psychopharmacology* 168:446-54 ; Kellner et al. (2005) *Psychopharmacology* 179: 310-15). In addition, activating mGluR2 in various

20 animal models was shown to be efficacious, thus representing a potential novel therapeutic approach for the treatment of schizophrenia (reviewed in Schoepp & Marek (2002) *Curr Drug Targets*. 1:215-25), epilepsy (reviewed in Moldrich et al. (2003) *Eur J Pharmacol*. 476:3- 16), migraine (Johnson et al. (2002) *Neuropharmacology* 43:291), addiction/drug dependence (Helton et al. (1997) *J Pharmacol Exp Ther* 284: 651-660),

25 Parkinson's disease (Bradley et al (2000) *J Neurosci*. 20(9):3085-94), pain (Simmons et al. (2002) *Pharmacol Biochem Behav* 73:419-27), sleep disorders (Feinberg et al. (2002) *Pharmacol Biochem Behav* 73:467-74) and Huntington's disease (Schiefer et al. (2004) *Brain Res* 1019:246-54).

To date, most of the available pharmacological tools targeting mGluRs are orthosteric

30 ligands which activate several members of the family as they are structural analogs of glutamate (Schoepp et al. (1999) *Neuropharmacology*, 38:1431-76).



A new avenue for developing selective compounds acting at mGluRs is to identify molecules that act through allosteric mechanisms, modulating the receptor by binding to a site different from the highly conserved orthosteric binding site.

Positive allosteric modulators of mGluRs have emerged recently as novel  
5 pharmacological entities offering this attractive alternative. This type of molecule has been discovered for several mGluRs (reviewed in Mutel (2002) Expert Opin. Ther. Patents 12:1-8). In particular molecules have been described as mGluR2 positive allosteric modulators (Johnson MP et al. (2003) J Med Chem. 46:3189-92; Pinkerton et al. (2004) J Med Chem. 47:4595-9).

10 WO2004092135 (NPS & Astra Zeneca), WO04018386 (Merck) and WO0156990 (Eli Lilly) describe respectively phenyl sulfonamid, acetophenone and pyridylmethyl sulfonamide derivatives as mGluR2 positive allosteric modulators. However, none of the specifically disclosed compounds are structurally related to the compounds of the invention.

15 It was demonstrated that such molecules do not activate the receptor by themselves (Johnson MP et al. (2003) J Med Chem. 46:3189-92; Schaffhauser et al. (2003) Mol Pharmacol. 64:798-810). Rather, they enable the receptor to produce a maximal response to a concentration of glutamate which by itself induces a minimal response. Mutational analysis have demonstrated unequivocally that the binding of mGluR2  
20 positive allosteric modulators does not occur at the orthosteric site, but instead at an allosteric site situated within the seven transmembrane region of the receptor (Schaffhauser et al. (2003) Mol Pharmacol. 64:798-810).

Animal data are suggesting that positive allosteric modulators of mGluR2 have the same effects in anxiety and psychosis models as those obtained with orthosteric  
25 agonists. Allosteric modulators of mGluR2 were shown to be active in fear-potentiated startle (Johnson et al. (2003) J Med Chem. 46:3189-92; Johnson et al. (2005) Psychopharmacology 179:271-83), and in stress-induced hyperthermia (Johnson et al. (2005) Psychopharmacology 179:271-83) models of anxiety. Furthermore, such compounds were shown to be active in reversal of ketamine- (Govek et al. (2005)  
30 Bioorg Med Chem Lett 15(18):4068-72) or amphetamine- (Galici et al. (2005) J Pharm Exp Ther Fast Forward, 2005 Aug 25, Epub ahead of print) induced hyperlocomotion,

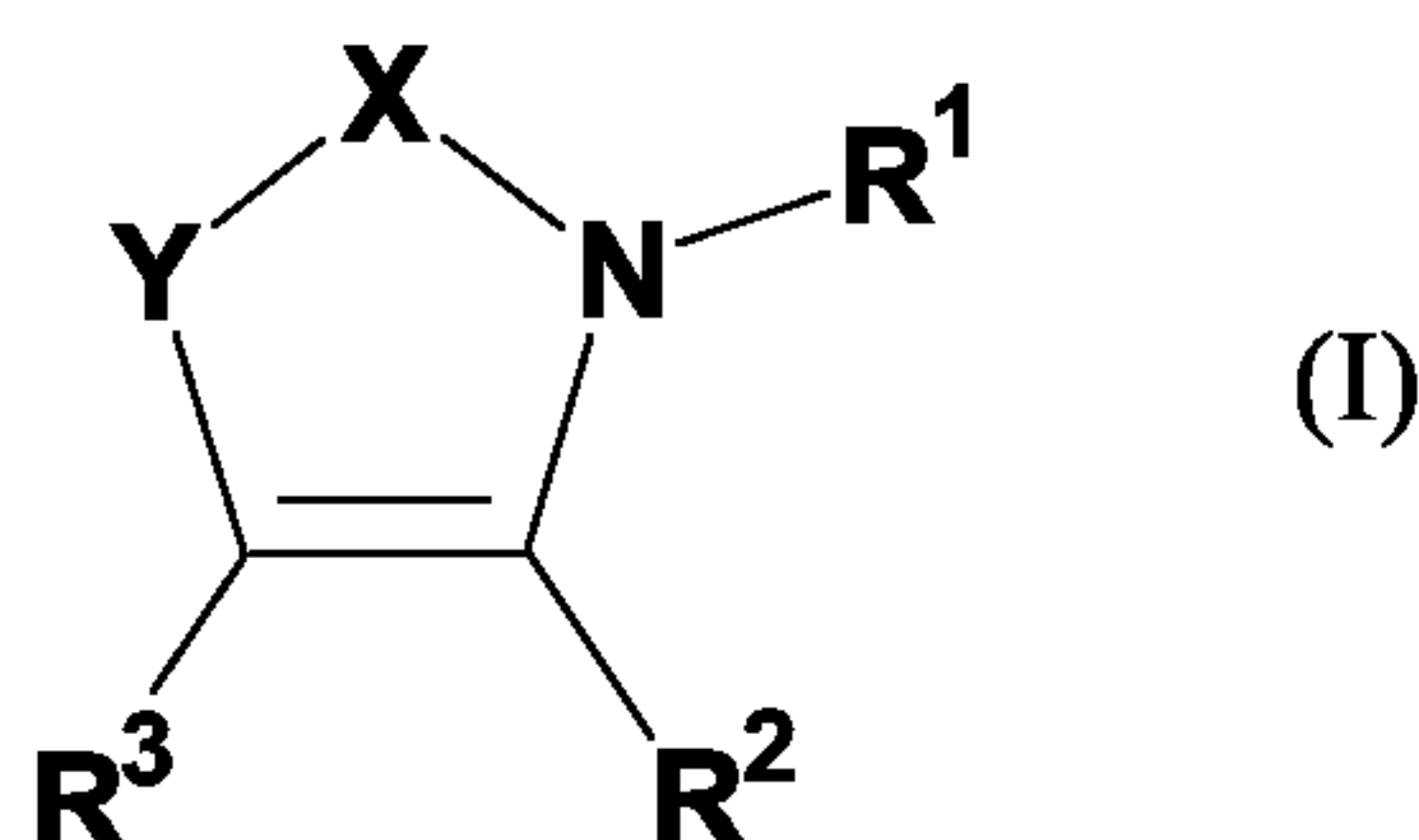


and in reversal of amphetamine-induced disruption of prepulse inhibition of the acoustic startle effect (Galici et al. J Pharm Exp Ther Fast Forward, 2005 Aug 25, Epub ahead of print) models of schizophrenia.

Positive allosteric modulators enable potentiation of the glutamate response, but they have also been shown to potentiate the response to orthosteric mGluR2 agonists such as LY379268 (Johnson et al. (2004) Biochem Soc Trans 32:881-87) or DCG-IV (Poisik et al. (2005) Neuropharmacology 49:57-69). These data provide evidence for yet another novel therapeutic approach to treat above mentioned neurological diseases involving mGluR2, which would use a combination of a positive allosteric modulator of mGluR2 together with an orthosteric agonist of mGluR2.

### DETAILED DESCRIPTION OF THE INVENTION

The invention relates to compounds having metabotropic glutamate receptor 2 modulator activity. In its most general compound aspect, the present invention provides a compound according to Formula (I),



a pharmaceutically acceptable acid or base addition salt thereof, a stereochemically isomeric form thereof and an *N*-oxide form thereof, wherein :

X is selected from C(=O), S(O), S(O)<sub>2</sub>, C(=NR<sup>6</sup>) and C(=S);

Y is selected from S, -C(R<sup>4</sup>)=C(R<sup>5</sup>)-, -C(R<sup>5</sup>)=N-, -N=C(R<sup>5</sup>)- and -N(R<sup>5</sup>)-;

R<sup>1</sup> is not hydrogen and is an optionally substituted radical selected from the group of - (C<sub>1</sub>-C<sub>6</sub>)alkyl, -(C<sub>2</sub>-C<sub>6</sub>)alkynyl, -(C<sub>2</sub>-C<sub>6</sub>)alkenyl, -(C<sub>3</sub>-C<sub>7</sub>)cycloalkyl, -(C<sub>3</sub>-C<sub>8</sub>)cycloalkenyl, -(C<sub>1</sub>-C<sub>6</sub>)alkylhalo, -(C<sub>1</sub>-C<sub>6</sub>)alkylcyano and a radical -V<sub>1</sub>-T<sub>1</sub>-M<sub>1</sub>;

T<sub>1</sub>, V<sub>1</sub> are each independently a covalent bond or an optionally substituted radical selected from the group of -(C<sub>1</sub>-C<sub>6</sub>)alkyl-, -(C<sub>2</sub>-C<sub>6</sub>)alkynyl-, -(C<sub>2</sub>-C<sub>6</sub>)alkenyl-, -(C<sub>3</sub>-C<sub>7</sub>)cycloalkyl-, -(C<sub>4</sub>-C<sub>10</sub>)alkylcycloalkyl-, -(C<sub>3</sub>-C<sub>8</sub>)cycloalkenyl-, -(C<sub>1</sub>-C<sub>6</sub>)alkylhalo-, -(C<sub>1</sub>-

$C_6$ )alkylcyano-,  $-(C_1-C_6)alkyl-C(=O)-(C_0-C_6)alkyl-$ ,  $-(C_1-C_6)alkyl-C(=O)-(C_2-C_6)-$   
 $alkynyl-$ ,  $-(C_1-C_6)alkyl-C(=O)-(C_2-C_6)alkenyl-$ ,  $-(C_1-C_6)alkyl-C(=O)-(C_3-C_7)-$   
 $cycloalkyl-$ ,  $-(C_1-C_6)alkyl-C(=O)-(C_4-C_{10})alkylcycloalkyl-$ ,  $-(C_1-C_6)alkyl-C(=O)O-(C_0-$   
 $C_6)alkyl-$ ,  $-(C_1-C_6)alkyl-C(=O)O-(C_2-C_6)alkynyl-$ ,  $-(C_1-C_6)alkyl-C(=O)O-(C_2-C_6)-$   
5  $alkenyl-$ ,  $-(C_1-C_6)alkyl-C(=O)O-(C_3-C_7)cycloalkyl-$ ,  $-(C_1-C_6)alkyl-C(=O)O-(C_4-C_{10})-$   
 $alkylcycloalkyl-$ ,  $-(C_1-C_6)alkyl-C(=O)NR^7-(C_0-C_6)alkyl-$ ,  $-(C_1-C_6)alkyl-C(=O)NR^7-(C_2-$   
 $C_6)alkynyl-$ ,  $-(C_1-C_6)alkyl-C(=O)NR^7-(C_2-C_6)alkenyl-$ ,  $-(C_1-C_6)alkyl-C(=O)NR^7-(C_3-$   
 $C_7)cycloalkyl-$ ,  $-(C_1-C_6)alkyl-C(=O)NR^7-(C_4-C_{10})alkylcycloalkyl-$ ,  $-(C_1-C_6)alkyl-O-$   
 $(C_0-C_6)alkyl-$ ,  $-(C_1-C_6)alkyl-O-(C_2-C_6)alkynyl-$ ,  $-(C_1-C_6)alkyl-O-(C_2-C_6)alkenyl-$ ,  $-(C_1-$   
10  $C_6)alkyl-O-(C_3-C_7)cycloalkyl-$ ,  $-(C_1-C_6)alkyl-O-(C_4-C_{10})alkylcycloalkyl-$ ,  $-(C_1-C_6)-$   
 $alkyl-S-(C_0-C_6)alkyl-$ ,  $-(C_1-C_6)alkyl-S-(C_2-C_6)alkynyl-$ ,  $-(C_1-C_6)alkyl-S-(C_2-C_6)-$   
 $alkenyl-$ ,  $-(C_1-C_6)alkyl-S-(C_3-C_7)cycloalkyl-$ ,  $-(C_1-C_6)alkyl-S-(C_4-C_{10})alkylcycloalkyl-$ ,  
 $-(C_1-C_6)alkyl-S(O)-(C_0-C_6)alkyl-$ ,  $-(C_1-C_6)alkyl-S(O)-(C_2-C_6)alkynyl-$ ,  $-(C_1-C_6)alkyl-$   
 $S(O)-(C_2-C_6)alkenyl-$ ,  $-(C_1-C_6)alkyl-S(O)-(C_3-C_7)cycloalkyl-$ ,  $-(C_1-C_6)alkyl-S(O)-(C_4-$   
15  $C_{10})alkylcycloalkyl-$ ,  $-(C_1-C_6)alkyl-S(O)_2-(C_0-C_6)alkyl-$ ,  $-(C_1-C_6)alkyl-S(O)_2-(C_2-C_6)-$   
 $alkynyl-$ ,  $-(C_1-C_6)alkyl-S(O)_2-(C_2-C_6)alkenyl-$ ,  $-(C_1-C_6)alkyl-S(O)_2-(C_3-C_7)cycloalkyl-$ ,  
 $-(C_1-C_6)alkyl-S(O)_2-(C_4-C_{10})alkylcycloalkyl-$ ,  $-(C_1-C_6)alkyl-S(O)_2NR^7-(C_0-C_6)alkyl-$ ,  
 $-(C_1-C_6)alkyl-S(O)_2NR^7-(C_2-C_6)alkynyl-$ ,  $-(C_1-C_6)alkyl-S(O)_2NR^7-(C_2-C_6)alkenyl-$ ,  
 $-(C_1-C_6)alkyl-S(O)_2NR^7-(C_3-C_7)cycloalkyl-$ ,  $-(C_1-C_6)alkyl-S(O)_2NR^7-(C_4-C_{10})alkyl-$   
20  $cycloalkyl-$ ,  $-(C_1-C_6)alkyl-NR^7-(C_0-C_6)alkyl-$ ,  $-(C_1-C_6)alkyl-NR^7-(C_2-C_6)alkynyl-$ ,  $-(C_1-$   
 $C_6)alkyl-NR^7-(C_2-C_6)alkenyl-$ ,  $-(C_1-C_6)alkyl-NR^7-(C_3-C_7)cycloalkyl-$ ,  $-(C_1-C_6)alkyl-$   
 $NR^7-(C_4-C_{10})alkylcycloalkyl-$ ,  $-(C_1-C_6)alkyl-NR^7C(=O)-(C_0-C_6)alkyl-$ ,  $-(C_1-C_6)alkyl-$   
 $NR^7C(=O)-(C_2-C_6)alkynyl-$ ,  $-(C_1-C_6)alkyl-NR^7C(=O)-(C_2-C_6)alkenyl-$ ,  $-(C_1-C_6)alkyl-$   
 $NR^7C(=O)-(C_3-C_7)cycloalkyl-$ ,  $-(C_1-C_6)alkyl-NR^7C(=O)-(C_4-C_{10})alkylcycloalkyl-$ ,  
25  $-(C_1-C_6)alkyl-NR^7C(=O)NR^8-(C_0-C_6)alkyl-$ ,  $-(C_1-C_6)alkyl-NR^7C(=O)NR^8-(C_2-C_6)-$   
 $alkynyl-$ ,  $-(C_1-C_6)alkyl-NR^7C(=O)NR^8-(C_2-C_6)alkenyl-$ ,  $-(C_1-C_6)alkyl-NR^7C(=O)NR^8-$   
 $(C_3-C_7)cycloalkyl-$ ,  $-(C_1-C_6)alkyl-NR^7C(=O)NR^8-(C_4-C_{10})alkylcycloalkyl-$ ,  $-(C_1-C_6)-$   
 $alkyl-NR^7S(O)_2-(C_0-C_6)alkyl-$ ,  $-(C_1-C_6)alkyl-NR^7S(O)_2-(C_2-C_6)alkynyl-$ ,  $-(C_1-C_6)alkyl-$   
 $NR^7S(O)_2-(C_2-C_6)alkenyl-$ ,  $-(C_1-C_6)alkyl-NR^7S(O)_2-(C_3-C_7)cycloalkyl-$ ,  $-(C_1-C_6)alkyl-$   
30  $NR^7S(O)_2-(C_4-C_{10})alkylcycloalkyl-$ ,  $-(C_1-C_6)alkyl-NR^7C(=S)NR^8-(C_0-C_6)alkyl-$ ,  $-(C_1-$   
 $C_6)alkyl-NR^7C(=S)NR^8-(C_2-C_6)alkynyl-$ ,  $-(C_1-C_6)alkyl-NR^7C(=S)NR^8-(C_2-C_6)alkenyl-$ ,  
 $-(C_1-C_6)alkyl-NR^7C(=S)NR^8-(C_3-C_7)cycloalkyl-$ ,  $-(C_1-C_6)alkyl-NR^7C(=S)NR^8-(C_4-$



-6-

$C_{10}$ )alkylcycloalkyl-,  $-(C_1-C_6)$ alkyl-OC(=O)- $(C_0-C_6)$ alkyl-,  $-(C_1-C_6)$ alkyl-OC(=O)- $(C_2-C_6)$ alkynyl-,  $-(C_1-C_6)$ alkyl-OC(=O)- $(C_2-C_6)$ alkenyl-,  $-(C_1-C_6)$ alkyl-OC(=O)- $(C_3-C_7)$ -cycloalkyl-,  $-(C_1-C_6)$ alkyl-OC(=O)- $(C_4-C_{10})$ alkylcycloalkyl-,  $-(C_1-C_6)$ alkyl-OC(=O)NR<sup>7</sup>- $(C_0-C_6)$ alkyl-,  $-(C_1-C_6)$ alkyl-OC(=O)NR<sup>7</sup>- $(C_2-C_6)$ alkynyl-,  $-(C_1-C_6)$ alkyl-OC(=O)NR<sup>7</sup>- $(C_2-C_6)$ alkenyl-,  $-(C_1-C_6)$ alkyl-OC(=O)NR<sup>7</sup>- $(C_3-C_7)$ cycloalkyl-,  $-(C_1-C_6)$ alkyl-OC(=O)NR<sup>7</sup>- $(C_4-C_{10})$ alkylcycloalkyl-,  $-(C_1-C_6)$ alkyl-NR<sup>7</sup>C(=O)O- $(C_0-C_6)$ alkyl-,  $-(C_1-C_6)$ alkyl-NR<sup>7</sup>C(=O)O- $(C_2-C_6)$ alkynyl-,  $-(C_1-C_6)$ alkyl-NR<sup>7</sup>C(=O)O- $(C_2-C_6)$ alkenyl-,  $-(C_1-C_6)$ alkyl-NR<sup>7</sup>C(=O)O- $(C_3-C_7)$ cycloalkyl-,  $-(C_1-C_6)$ alkyl-NR<sup>7</sup>C(=O)O- $(C_4-C_{10})$ alkylcycloalkyl-,  $-(C_1-C_6)$ alkyl-NR<sup>7</sup>C(=NR<sup>8</sup>)NR<sup>9</sup>- $(C_0-C_6)$ alkyl-,  $-(C_1-C_6)$ alkyl-NR<sup>7</sup>C(=NR<sup>8</sup>)NR<sup>9</sup>- $(C_2-C_6)$ alkynyl-,  $-(C_1-C_6)$ alkyl-NR<sup>7</sup>C(=NR<sup>8</sup>)NR<sup>9</sup>- $(C_2-C_6)$ alkenyl-,  $-(C_1-C_6)$ alkyl-NR<sup>7</sup>C(=NR<sup>8</sup>)NR<sup>9</sup>- $(C_3-C_7)$ cycloalkyl-,  $-(C_1-C_6)$ alkyl-NR<sup>7</sup>C(=NR<sup>8</sup>)NR<sup>9</sup>- $(C_4-C_{10})$ alkylcycloalkyl-,  $-(C_1-C_6)$ alkyl-NR<sup>7</sup>C(=NR<sup>8</sup>)- $(C_0-C_6)$ alkyl-,  $-(C_1-C_6)$ alkyl-NR<sup>7</sup>C(=NR<sup>8</sup>)- $(C_2-C_6)$ alkynyl-,  $-(C_1-C_6)$ alkyl-NR<sup>7</sup>C(=NR<sup>8</sup>)- $(C_2-C_6)$ alkenyl-,  $-(C_1-C_6)$ alkyl-NR<sup>7</sup>C(=NR<sup>8</sup>)- $(C_3-C_7)$ cycloalkyl-,  $-(C_1-C_6)$ alkyl-NR<sup>7</sup>C(=NR<sup>8</sup>)- $(C_4-C_{10})$ -alkylcycloalkyl-,  $-(C_1-C_6)$ alkyl-C(=NR<sup>7</sup>)NR<sup>8</sup>- $(C_0-C_6)$ alkyl-,  $-(C_1-C_6)$ alkyl-C(=NR<sup>7</sup>)NR<sup>8</sup>- $(C_2-C_6)$ alkynyl-,  $-(C_1-C_6)$ alkyl-C(=NR<sup>7</sup>)NR<sup>8</sup>- $(C_2-C_6)$ alkenyl-,  $-(C_1-C_6)$ alkyl-C(=NR<sup>7</sup>)NR<sup>8</sup>- $(C_3-C_7)$ cycloalkyl- and  $-(C_1-C_6)$ alkyl-C(=NR<sup>7</sup>)NR<sup>8</sup>- $(C_4-C_{10})$ -alkylcycloalkyl-;

R<sup>2</sup> is hydrogen; R<sup>3</sup>, R<sup>4</sup>, R<sup>5</sup> and R<sup>6</sup> are each independently selected from the group of hydrogen, halogen, -CN, -OH, -NO<sub>2</sub>, -CF<sub>3</sub>, -NH<sub>2</sub>, -SH, -C(=NR<sup>10</sup>)NR<sup>11</sup>R<sup>12</sup>, -C(=O)R<sup>10</sup>, -C(=NR<sup>10</sup>)R<sup>11</sup>, -C(=O)OR<sup>10</sup>, -C(=O)NR<sup>10</sup>R<sup>11</sup>, -SR<sup>10</sup>, -S(O)R<sup>10</sup>, -S(O)2R<sup>10</sup>, -NR<sup>10</sup>R<sup>11</sup>, -NR<sup>10</sup>C(=O)R<sup>11</sup>, -NR<sup>10</sup>C(=NR<sup>11</sup>)R<sup>12</sup>, -NR<sup>10</sup>C(=NR<sup>11</sup>)NR<sup>12</sup>R<sup>13</sup>, -NR<sup>10</sup>C(=O)OR<sup>11</sup>, -NR<sup>10</sup>C(=O)NR<sup>11</sup>R<sup>12</sup>, -NR<sup>10</sup>S(O)2R<sup>11</sup>, -S(O)2NR<sup>10</sup>R<sup>11</sup>, -C(=S)NR<sup>10</sup>R<sup>11</sup>, -OC(O)R<sup>10</sup>, -OC(O)NR<sup>10</sup>R<sup>11</sup>, -OR<sup>10</sup>, and an optionally substituted radical selected from the group of  $-(C_1-C_6)$ alkyl,  $-(C_1-C_6)$ alkylhalo,  $-(C_2-C_6)$ alkynyl,  $-(C_2-C_6)$ alkenyl,  $-(C_3-C_7)$ -cycloalkyl,  $-(C_3-C_8)$ cycloalkenyl,  $-(C_1-C_6)$ alkylcyano,  $-(C_1-C_6)$ alkylaryl,  $-(C_1-C_6)$ -alkylheteroaryl, aryl, heteroaryl and a radical -V<sub>2</sub>-T<sub>2</sub>-M<sub>2</sub>;

T<sub>2</sub>, V<sub>2</sub> are each independently a covalent bond or a radical selected from the group of -O-, -C(O)-, -C(O)O-, -C(O)NR<sup>10</sup>-, -S-, -S(O)-, -S(O)<sub>2</sub>-, -S(O)<sub>2</sub>NR<sup>10</sup>-, -NR<sup>10</sup>-, -NR<sup>10</sup>C(O)-, -NR<sup>10</sup>C(O)NR<sup>11</sup>-, -NR<sup>10</sup>S(O)2-, -NR<sup>10</sup>C(=S)NR<sup>11</sup>-, -OC(O)-, -OC(O)NR<sup>10</sup>-, -NR<sup>10</sup>C(O)O-, and an optionally substituted radical selected from the group of  $-(C_1-C_6)$ alkyl-,  $-(C_2-C_6)$ alkynyl-,  $-(C_2-C_6)$ alkenyl-,  $-(C_3-C_7)$ cycloalkyl-,  $-(C_3-$



$C_8$ )cycloalkenyl-,  $-(C_1-C_6)$ alkylhalo-,  $-(C_1-C_6)$ alkylcyano-,  $-(C_0-C_6)$ alkyl-O- $(C_1-C_6)$ -  
 alkyl-,  $-(C_0-C_6)$ alkyl-O- $(C_2-C_6)$ alkynyl-,  $-(C_0-C_6)$ alkyl-O- $(C_2-C_6)$ alkenyl-,  $-(C_0-C_6)$ -  
 alkyl-O- $(C_3-C_7)$ cycloalkyl-,  $-(C_0-C_6)$ alkyl-O- $(C_4-C_{10})$ alkylcycloalkyl-,  $-(C_0-C_6)$ alkyl-  
 $C(=O)-(C_1-C_6)$ alkyl-,  $-(C_0-C_6)$ alkyl- $C(=O)-(C_2-C_6)$ alkynyl-,  $-(C_0-C_6)$ alkyl- $C(=O)-(C_2-$   
 5  $C_6)$ alkenyl-,  $-(C_0-C_6)$ alkyl- $C(=O)-(C_3-C_7)$ alkylcycloalkyl-,  $-(C_0-C_6)$ alkyl- $C(=O)-(C_4-$   
 $C_{10})$ cycloalkyl-,  $-(C_0-C_6)$ alkyl- $C(=O)O-(C_1-C_6)$ alkyl-,  $-(C_0-C_6)$ alkyl- $C(=O)O-(C_2-C_6)$ -  
 alkynyl-,  $-(C_0-C_6)$ alkyl- $C(=O)O-(C_2-C_6)$ alkenyl-,  $-(C_0-C_6)$ alkyl- $C(=O)O-(C_3-C_7)$ -  
 cycloalkyl-,  $-(C_0-C_6)$ alkyl- $C(=O)O-(C_4-C_{10})$ alkylcycloalkyl-,  $-(C_0-C_6)$ alkyl-  
 $C(=O)NR^{10}-(C_1-C_6)$ alkyl-,  $-(C_0-C_6)$ alkyl- $C(=O)NR^{10}-(C_2-C_6)$ alkynyl-,  $-(C_0-C_6)$ alkyl-  
 10  $C(=O)NR^{10}-(C_2-C_6)$ alkenyl-,  $-(C_0-C_6)$ alkyl- $C(=O)NR^{10}-(C_3-C_7)$ cycloalkyl-,  $-(C_0-C_6)$ -  
 alkyl- $C(=O)NR^{10}-(C_4-C_{10})$ alkylcycloalkyl-,  $-(C_0-C_6)$ alkyl-S- $(C_1-C_6)$ alkyl-,  $-(C_0-C_6)$ -  
 alkyl-S- $(C_2-C_6)$ alkynyl-,  $-(C_0-C_6)$ alkyl-S- $(C_2-C_6)$ alkenyl-,  $-(C_0-C_6)$ alkyl-S- $(C_3-C_7)$ -  
 cycloalkyl-,  $-(C_0-C_6)$ alkyl-S- $(C_4-C_{10})$ alkylcycloalkyl-,  $-(C_0-C_6)$ alkyl-S(O)- $(C_1-$   
 $C_6)$ alkyl-,  $-(C_0-C_6)$ alkyl-O- $(C_2-C_6)$ alkynyl-,  $-(C_0-C_6)$ alkyl-S(O)- $(C_2-C_6)$ alkenyl-,  $-(C_0-$   
 15  $C_6)$ alkyl-S(O)- $(C_3-C_7)$ cycloalkyl-,  $-(C_0-C_6)$ alkyl-S(O)- $(C_4-C_{10})$ alkylcycloalkyl-,  $-(C_0-$   
 $C_6)$ alkyl-S(O)<sub>2</sub>- $(C_1-C_6)$ alkyl-,  $-(C_0-C_6)$ alkyl-S(O)<sub>2</sub>- $(C_2-C_6)$ alkynyl-,  $-(C_0-C_6)$ alkyl-  
 S(O)<sub>2</sub>- $(C_2-C_6)$ alkenyl-,  $-(C_0-C_6)$ alkyl-S(O)<sub>2</sub>- $(C_3-C_7)$ cycloalkyl-,  $-(C_0-C_6)$ alkyl-S(O)<sub>2</sub>-  
 $(C_4-C_{10})$ alkylcycloalkyl-,  $-(C_0-C_6)$ alkyl-S(O)<sub>2</sub>NR<sup>10</sup>- $(C_1-C_6)$ alkyl-,  $-(C_0-C_6)$ alkyl-  
 S(O)<sub>2</sub>NR<sup>10</sup>- $(C_2-C_6)$ alkynyl-,  $-(C_0-C_6)$ alkyl-S(O)<sub>2</sub>NR<sup>10</sup>- $(C_2-C_6)$ alkenyl-,  $-(C_0-C_6)$ alkyl-  
 20 S(O)<sub>2</sub>NR<sup>10</sup>- $(C_3-C_7)$ cycloalkyl-,  $-(C_0-C_6)$ alkyl-S(O)<sub>2</sub>NR<sup>10</sup>- $(C_4-C_{10})$ alkylcycloalkyl-,  
 $-(C_0-C_6)$ alkyl-NR<sup>10</sup>- $(C_1-C_6)$ alkyl-,  $-(C_0-C_6)$ alkyl-NR<sup>10</sup>- $(C_2-C_6)$ alkynyl-,  $-(C_0-C_6)$ alkyl-  
 NR<sup>10</sup>- $(C_2-C_6)$ alkenyl-,  $-(C_0-C_6)$ alkyl-NR<sup>10</sup>- $(C_3-C_7)$ cycloalkyl-,  $-(C_0-C_6)$ alkyl-NR<sup>10</sup>-  
 $(C_4-C_{10})$ alkylcycloalkyl-,  $-(C_0-C_6)$ alkyl-NR<sup>10</sup>C(=O)- $(C_1-C_6)$ alkyl-,  $-(C_0-C_6)$ alkyl-  
 NR<sup>10</sup>C(=O)- $(C_2-C_6)$ alkynyl-,  $-(C_0-C_6)$ alkyl-NR<sup>10</sup>C(=O)- $(C_2-C_6)$ alkenyl-,  $-(C_0-$   
 25  $C_6)$ alkyl-NR<sup>10</sup>C(=O)- $(C_3-C_7)$ cycloalkyl-,  $-(C_0-C_6)$ alkyl-NR<sup>10</sup>C(=O)- $(C_4-C_{10})$ alkyl-  
 cycloalkyl-,  $-(C_0-C_6)$ alkyl-NR<sup>10</sup>C(=O)NR<sup>11</sup>- $(C_1-C_6)$ alkyl-,  $-(C_0-C_6)$ alkyl-NR<sup>10</sup>C(=O)-  
 NR<sup>11</sup>- $(C_2-C_6)$ alkynyl-,  $-(C_0-C_6)$ alkyl-NR<sup>10</sup>C(=O)NR<sup>11</sup>- $(C_2-C_6)$ alkenyl-,  $-(C_0-C_6)$ alkyl-  
 NR<sup>10</sup>C(=O)NR<sup>11</sup>- $(C_3-C_7)$ cycloalkyl-,  $-(C_0-C_6)$ alkyl-NR<sup>10</sup>C(=O)NR<sup>11</sup>- $(C_4-C_{10})$ -  
 alkylcycloalkyl-,  $-(C_0-C_6)$ alkyl-NR<sup>10</sup>S(O)<sub>2</sub>- $(C_1-C_6)$ alkyl-,  $-(C_0-C_6)$ alkyl-NR<sup>10</sup>S(O)<sub>2</sub>- $(C_2-$   
 30  $C_6)$ alkynyl-,  $-(C_0-C_6)$ alkyl-NR<sup>10</sup>S(O)<sub>2</sub>- $(C_2-C_6)$ alkenyl-,  $-(C_0-C_6)$ alkyl-NR<sup>10</sup>S(O)<sub>2</sub>- $(C_3-$   
 $C_7)$ cycloalkyl-,  $-(C_0-C_6)$ alkyl-NR<sup>10</sup>S(O)<sub>2</sub>- $(C_4-C_{10})$ alkylcycloalkyl-,  $-(C_0-C_6)$ alkyl-  
 NR<sup>10</sup>C(=S)NR<sup>11</sup>- $(C_1-C_6)$ alkyl-,  $-(C_0-C_6)$ alkyl-NR<sup>10</sup>C(=S)NR<sup>11</sup>- $(C_2-C_6)$ alkynyl-,  $-(C_0-$

$C_6$ alkyl-NR<sup>10</sup>C(=S)NR<sup>11</sup>-(C<sub>2</sub>-C<sub>6</sub>)alkenyl-,  $-(C_0-C_6)$ alkyl-NR<sup>10</sup>C(=S)NR<sup>11</sup>-(C<sub>3</sub>-C<sub>7</sub>)-  
cycloalkyl-,  $-(C_0-C_6)$ alkyl-NR<sup>10</sup>C(=S)NR<sup>11</sup>-(C<sub>4</sub>-C<sub>10</sub>)alkylcycloalkyl-,  $-(C_0-C_6)$ alkyl-  
OC(=O)-(C<sub>1</sub>-C<sub>6</sub>)alkyl-,  $-(C_0-C_6)$ alkyl-OC(=O)-(C<sub>2</sub>-C<sub>6</sub>)alkynyl-,  $-(C_0-C_6)$ alkyl-OC(=O)-  
(C<sub>2</sub>-C<sub>6</sub>)alkenyl-,  $-(C_0-C_6)$ alkyl-OC(=O)-(C<sub>4</sub>-C<sub>10</sub>)alkylcycloalkyl-,  $-(C_0-C_6)$ alkyl-  
5 OC(=O)-(C<sub>3</sub>-C<sub>7</sub>)cycloalkyl-,  $-(C_0-C_6)$ alkyl-OC(=O)NR<sup>10</sup>-(C<sub>1</sub>-C<sub>6</sub>)alkyl-,  $-(C_0-C_6)$ alkyl-  
OC(=O)NR<sup>10</sup>-(C<sub>2</sub>-C<sub>6</sub>)alkynyl-,  $-(C_0-C_6)$ alkyl-OC(=O)NR<sup>10</sup>-(C<sub>2</sub>-C<sub>6</sub>)alkenyl-,  $-(C_0-C_6)$ -  
alkyl-OC(=O)NR<sup>10</sup>-(C<sub>4</sub>-C<sub>10</sub>)alkylcycloalkyl-,  $-(C_0-C_6)$ alkyl-OC(=O)NR<sup>10</sup>-(C<sub>3</sub>-C<sub>7</sub>)-  
cycloalkyl-,  $-(C_0-C_6)$ alkyl-NR<sup>10</sup>C(=O)O-(C<sub>1</sub>-C<sub>6</sub>)alkyl-,  $-(C_0-C_6)$ alkyl-NR<sup>10</sup>C(=O)O-  
(C<sub>2</sub>-C<sub>6</sub>)alkynyl-,  $-(C_0-C_6)$ alkyl-NR<sup>10</sup>C(=O)O-(C<sub>2</sub>-C<sub>6</sub>)alkenyl-,  $-(C_0-C_6)$ alkyl-  
10 NR<sup>10</sup>C(=O)O-(C<sub>3</sub>-C<sub>7</sub>)cycloalkyl-,  $-(C_0-C_6)$ alkyl-NR<sup>10</sup>C(=O)O-(C<sub>4</sub>-  
C<sub>10</sub>)alkylcycloalkyl-,  $-(C_0-C_6)$ alkyl-NR<sup>10</sup>C(=NR<sup>11</sup>)NR<sup>12</sup>-(C<sub>1</sub>-C<sub>6</sub>)alkyl-,  $-(C_0-C_6)$ alkyl-  
NR<sup>10</sup>C(=NR<sup>11</sup>)NR<sup>12</sup>-(C<sub>2</sub>-C<sub>6</sub>)alkynyl-,  $-(C_0-C_6)$ alkyl-NR<sup>10</sup>C(=NR<sup>11</sup>)NR<sup>12</sup>-(C<sub>2</sub>-C<sub>6</sub>)-  
alkenyl-,  $-(C_0-C_6)$ alkyl-NR<sup>10</sup>C(=NR<sup>11</sup>)NR<sup>12</sup>-(C<sub>3</sub>-C<sub>7</sub>)cycloalkyl-,  $-(C_0-C_6)$ alkyl-NR<sup>10</sup>C-  
(=NR<sup>11</sup>)NR<sup>12</sup>-(C<sub>4</sub>-C<sub>10</sub>)alkylcycloalkyl-,  $-(C_0-C_6)$ alkyl-NR<sup>10</sup>C(=NR<sup>11</sup>)-(C<sub>1</sub>-C<sub>6</sub>)alkyl-,  
15  $-(C_0-C_6)$ alkyl-NR<sup>10</sup>C(=NR<sup>11</sup>)-(C<sub>2</sub>-C<sub>6</sub>)alkynyl-,  $-(C_0-C_6)$ alkyl-NR<sup>10</sup>C(=NR<sup>11</sup>)-(C<sub>2</sub>-C<sub>6</sub>)-  
alkenyl-,  $-(C_0-C_6)$ alkyl-NR<sup>10</sup>C(=NR<sup>11</sup>)-(C<sub>3</sub>-C<sub>7</sub>)cycloalkyl-,  $-(C_0-C_6)$ alkyl-  
NR<sup>10</sup>C(=NR<sup>11</sup>)-(C<sub>4</sub>-C<sub>10</sub>)alkylcycloalkyl-,  $-(C_0-C_6)$ alkyl-C(=NR<sup>10</sup>)NR<sup>11</sup>-(C<sub>1</sub>-C<sub>6</sub>)alkyl-,  
 $-(C_0-C_6)$ alkyl-C(=NR<sup>10</sup>)NR<sup>11</sup>-(C<sub>2</sub>-C<sub>6</sub>)alkynyl-,  $-(C_0-C_6)$ alkyl-C(=NR<sup>10</sup>)NR<sup>11</sup>-(C<sub>2</sub>-C<sub>6</sub>)-  
alkenyl-,  $-(C_0-C_6)$ alkyl-C(=NR<sup>10</sup>)NR<sup>11</sup>-(C<sub>3</sub>-C<sub>7</sub>)cycloalkyl- and  $-(C_0-C_6)$ alkyl-  
20 C(=NR<sup>10</sup>)NR<sup>11</sup>-(C<sub>4</sub>-C<sub>10</sub>)alkylcycloalkyl-;

(R<sup>2</sup> and R<sup>3</sup>) or (R<sup>4</sup> and R<sup>5</sup>) taken together may form an optionally substituted 3 to 10  
membered ring selected from the group of aryl, heteroaryl, heterocyclic and cycloalkyl;

M<sub>1</sub> and M<sub>2</sub> are each independently selected from the group of hydrogen, -CN, -OH,  
-NO<sub>2</sub>, -CF<sub>3</sub>, -NH<sub>2</sub>, -SH, -C(=NR<sup>14</sup>)NR<sup>15</sup>R<sup>16</sup>, -C(=O)R<sup>14</sup>, -C(=NR<sup>14</sup>)R<sup>15</sup>, -C(=O)OR<sup>14</sup>,  
25 -C(=O)NR<sup>14</sup>R<sup>15</sup>, -SR<sup>14</sup>, -S(O)R<sup>14</sup>, -S(O)<sub>2</sub>R<sup>14</sup>, -NR<sup>14</sup>R<sup>15</sup>, -NR<sup>14</sup>C(=O)R<sup>15</sup>,  
-NR<sup>14</sup>C(=NR<sup>15</sup>)R<sup>16</sup>, -NR<sup>14</sup>C(=NR<sup>15</sup>)NR<sup>16</sup>R<sup>17</sup>, -NR<sup>14</sup>C(=O)OR<sup>15</sup>, -NR<sup>14</sup>C(=O)NR<sup>15</sup>R<sup>16</sup>,  
-NR<sup>14</sup>S(O)<sub>2</sub>R<sup>15</sup>, -C(=S)NR<sup>14</sup>R<sup>15</sup>, -OC(=O)R<sup>14</sup>, -OC(=O)NR<sup>14</sup>R<sup>15</sup>, -OR<sup>14</sup>,  
-S(O)<sub>2</sub>NR<sup>14</sup>R<sup>15</sup>, and an optionally substituted radical selected from the group of -(C<sub>1</sub>-  
C<sub>6</sub>)alkyl, -(C<sub>2</sub>-C<sub>6</sub>)alkynyl, -(C<sub>2</sub>-C<sub>6</sub>)alkenyl, -(C<sub>3</sub>-C<sub>8</sub>)cycloalkyl, -(C<sub>3</sub>-C<sub>8</sub>)cycloalkenyl  
30 and an optionally substituted 3 to 10 membered ring selected from the group of aryl,  
heteroaryl, heterocyclic and cycloalkyl ;



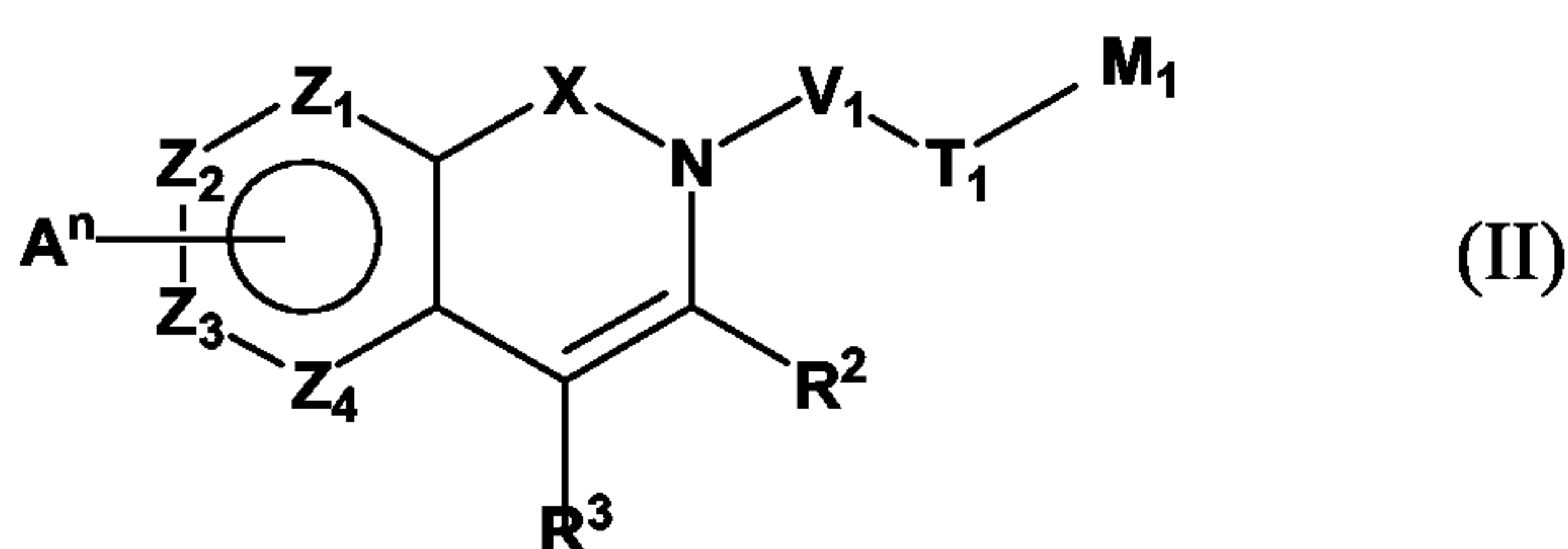
$R^7, R^8, R^9, R^{10}, R^{11}, R^{12}, R^{13}, R^{14}, R^{15}, R^{16}, R^{17}$  are each independently hydrogen or an optionally substituted radical selected from the group of  $-(C_1-C_6)$ alkylhalo,  $-(C_1-C_6)$ -alkyl,  $-(C_1-C_6)$ alkylcyano,  $-(C_2-C_6)$ alkynyl,  $-(C_2-C_6)$ alkenyl,  $-(C_3-C_7)$ cycloalkyl,  $-(C_4-C_{10})$ alkylcycloalkyl, heteroaryl,  $-(C_1-C_6)$ alkylheteroaryl, aryl,  $-(C_1-C_6)$ alkylaryl,  $-(C_2-C_6)$ alkynyl- $(C_3-C_7)$ cycloalkyl,  $-(C_2-C_6)$ alkynyl-heteroaryl,  $-(C_2-C_6)$ alkynyl-aryl,  $-(C_2-C_6)$ alkenyl- $(C_3-C_7)$ cycloalkyl,  $-(C_2-C_6)$ alkenyl-heteroaryl and  $-(C_2-C_6)$ alkenyl-aryl;

$R^7, R^8$  and  $R^9$  may be taken together to form an optionally substituted 3 to 10 membered non-aromatic heterocyclic ring or an optionally substituted 5 to 10 membered aromatic heterocyclic ring;

$R^{10}, R^{11}, R^{12}$  and  $R^{13}$  may be taken together to form an optionally substituted 3 to 10 membered non-aromatic heterocyclic ring or an optionally substituted 5 to 10 membered aromatic heterocyclic ring; and

$R^{14}, R^{15}, R^{16}$  and  $R^{17}$  may be taken together to form an optionally substituted 3 to 10 membered non-aromatic heterocyclic ring or an optionally substituted 5 to 10 membered aromatic heterocyclic ring.

In a first preferred aspect of Formula (I), the invention concerns a compound according to Formula (II)



a pharmaceutically acceptable acid or base addition salt thereof, a stereochemically isomeric form thereof and an *N*-oxide form thereof, wherein :

X is selected from  $C(=O)$  and  $S(O)_2$ ;

$Z_1, Z_2, Z_3$  and  $Z_4$  are each independently, selected from the group of a covalent bond, C, S, N and O, representing a 5 or 6 membered heteroaryl or aryl ring which may further be substituted by 1 to 4 radicals  $A^n$  ;



$A^n$  radicals are each independently selected from the group of hydrogen, halogen, -CN, -OH, -NO<sub>2</sub>, -CF<sub>3</sub>, -SH, -NH<sub>2</sub>, and an optionally substituted radical selected from the group of -(C<sub>1</sub>-C<sub>6</sub>)alkyl, -(C<sub>1</sub>-C<sub>6</sub>)alkylhalo, -(C<sub>2</sub>-C<sub>6</sub>)alkynyl, -(C<sub>2</sub>-C<sub>6</sub>)alkenyl, -(C<sub>3</sub>-C<sub>7</sub>)cycloalkyl, -(C<sub>1</sub>-C<sub>6</sub>)alkylcyano, -O-(C<sub>1</sub>-C<sub>6</sub>)alkyl, -O-(C<sub>1</sub>-C<sub>6</sub>)alkylhalo, -O-(C<sub>1</sub>-C<sub>6</sub>)alkylcyano, -O-(C<sub>3</sub>-C<sub>6</sub>)alkynyl, -O-(C<sub>3</sub>-C<sub>7</sub>)cycloalkyl, -O-(C<sub>2</sub>-C<sub>6</sub>)alkenyl, -O-(C<sub>2</sub>-C<sub>6</sub>)alkyl-OR<sup>18</sup>, -O-(C<sub>1</sub>-C<sub>6</sub>)alkyl-heteroaryl, -O-(C<sub>0</sub>-C<sub>6</sub>)alkylaryl, -(C<sub>0</sub>-C<sub>6</sub>)alkyl-OR<sup>18</sup>, -(C<sub>3</sub>-C<sub>7</sub>)cycloalkyl-(C<sub>1</sub>-C<sub>6</sub>)alkyl, -O-(C<sub>3</sub>-C<sub>7</sub>)cycloalkyl-(C<sub>1</sub>-C<sub>6</sub>)alkyl, -O-heteroaryl, heteroaryl, -(C<sub>1</sub>-C<sub>6</sub>)alkyl-heteroaryl, aryl, -O-aryl, -(C<sub>1</sub>-C<sub>6</sub>)alkylaryl, -(C<sub>1</sub>-C<sub>6</sub>)alkylhalo-OR<sup>18</sup>, -(C<sub>3</sub>-C<sub>6</sub>)alkynyl-OR<sup>18</sup>, -(C<sub>3</sub>-C<sub>6</sub>)alkenyl-OR<sup>18</sup>, -(C<sub>0</sub>-C<sub>6</sub>)alkyl-S-R<sup>18</sup>, -O-(C<sub>2</sub>-C<sub>6</sub>)alkyl-S-R<sup>18</sup>, -(C<sub>1</sub>-C<sub>6</sub>)alkyl-S(=O)-R<sup>18</sup>, -O-(C<sub>1</sub>-C<sub>6</sub>)alkyl-S(=O)-R<sup>18</sup>, -(C<sub>0</sub>-C<sub>6</sub>)alkyl-S(=O)<sub>2</sub>-R<sup>18</sup>, -O-(C<sub>1</sub>-C<sub>6</sub>)alkyl-S(=O)<sub>2</sub>-R<sup>18</sup>, -(C<sub>0</sub>-C<sub>6</sub>)alkyl-NR<sup>18</sup>R<sup>19</sup>, -O-(C<sub>2</sub>-C<sub>6</sub>)alkyl-NR<sup>18</sup>R<sup>19</sup>, -(C<sub>0</sub>-C<sub>6</sub>)alkyl-S(=O)<sub>2</sub>NR<sup>18</sup>R<sup>19</sup>, -(C<sub>0</sub>-C<sub>6</sub>)alkyl-NR<sup>18</sup>-S(=O)<sub>2</sub>R<sup>19</sup>, -O-(C<sub>1</sub>-C<sub>6</sub>)alkyl-S(=O)<sub>2</sub>NR<sup>18</sup>R<sup>19</sup>, -O-(C<sub>1</sub>-C<sub>6</sub>)alkyl-NR<sup>18</sup>-S(=O)<sub>2</sub>R<sup>19</sup>, -(C<sub>0</sub>-C<sub>6</sub>)alkyl-C(=O)-NR<sup>18</sup>R<sup>19</sup>, -(C<sub>0</sub>-C<sub>6</sub>)alkyl-NR<sup>18</sup>-C(=O)-R<sup>19</sup>, -O-(C<sub>1</sub>-C<sub>6</sub>)alkyl-C(=O)-NR<sup>18</sup>R<sup>19</sup>, -O-(C<sub>1</sub>-C<sub>6</sub>)alkyl-NR<sup>18</sup>-C(=O)-R<sup>19</sup>, -(C<sub>0</sub>-C<sub>6</sub>)alkyl-OC(=O)-R<sup>18</sup>, -(C<sub>0</sub>-C<sub>6</sub>)alkyl-C(=O)-OR<sup>18</sup>, -O-(C<sub>1</sub>-C<sub>6</sub>)alkyl-OC(=O)-R<sup>18</sup>, -O-(C<sub>1</sub>-C<sub>6</sub>)alkyl-C(=O)-OR<sup>18</sup>, -(C<sub>0</sub>-C<sub>6</sub>)alkyl-C(=O)-R<sup>18</sup>, -O-(C<sub>1</sub>-C<sub>6</sub>)alkyl-C(=O)-R<sup>18</sup>, -(C<sub>0</sub>-C<sub>6</sub>)alkyl-NR<sup>18</sup>-C(=O)-OR<sup>19</sup>, -(C<sub>0</sub>-C<sub>6</sub>)alkyl-O-C(=O)-NR<sup>18</sup>R<sup>19</sup>, -(C<sub>0</sub>-C<sub>6</sub>)alkyl-NR<sup>18</sup>-C(=NR<sup>19</sup>)-NR<sup>20</sup>R<sup>21</sup>, -(C<sub>0</sub>-C<sub>6</sub>)alkyl-NR<sup>18</sup>-C(=O)-NR<sup>19</sup>R<sup>20</sup>, -(C<sub>0</sub>-C<sub>6</sub>)alkyl-NR<sup>18</sup>-C(=S)-NR<sup>19</sup>R<sup>20</sup> and a -V<sub>2</sub>-T<sub>2</sub>-M<sub>2</sub> radical;

$n$  is an integer ranging from 1 to 4;

R<sup>18</sup>, R<sup>19</sup>, R<sup>20</sup> and R<sup>21</sup> are each independently hydrogen or an optionally substituted radical selected from the group of -(C<sub>1</sub>-C<sub>6</sub>)alkylhalo, -(C<sub>1</sub>-C<sub>6</sub>)alkyl, -(C<sub>1</sub>-C<sub>6</sub>)alkylcyano, -(C<sub>2</sub>-C<sub>6</sub>)alkynyl, -(C<sub>2</sub>-C<sub>6</sub>)alkenyl, -(C<sub>3</sub>-C<sub>7</sub>)cycloalkyl, -(C<sub>4</sub>-C<sub>10</sub>)alkylcycloalkyl, heteroaryl, -(C<sub>1</sub>-C<sub>6</sub>)alkylheteroaryl, aryl, -(C<sub>1</sub>-C<sub>6</sub>)alkylaryl, -(C<sub>2</sub>-C<sub>6</sub>)alkynyl-(C<sub>3</sub>-C<sub>7</sub>)cycloalkyl, -(C<sub>2</sub>-C<sub>6</sub>)alkynyl-heteroaryl, -(C<sub>2</sub>-C<sub>6</sub>)alkynyl-aryl, -(C<sub>2</sub>-C<sub>6</sub>)alkenyl-(C<sub>3</sub>-C<sub>7</sub>)cycloalkyl, -(C<sub>2</sub>-C<sub>6</sub>)alkenyl-heteroaryl and -(C<sub>2</sub>-C<sub>6</sub>)alkenyl-aryl; and

R<sup>18</sup>, R<sup>19</sup>, R<sup>20</sup> and R<sup>21</sup> may be taken together to form an optionally substituted 3 to 10 membered non-aromatic heterocyclic ring or an optionally substituted 5 to 10 membered aromatic heterocyclic ring.

Preferred structures according to Formula (II) are indicated in Figure A below.

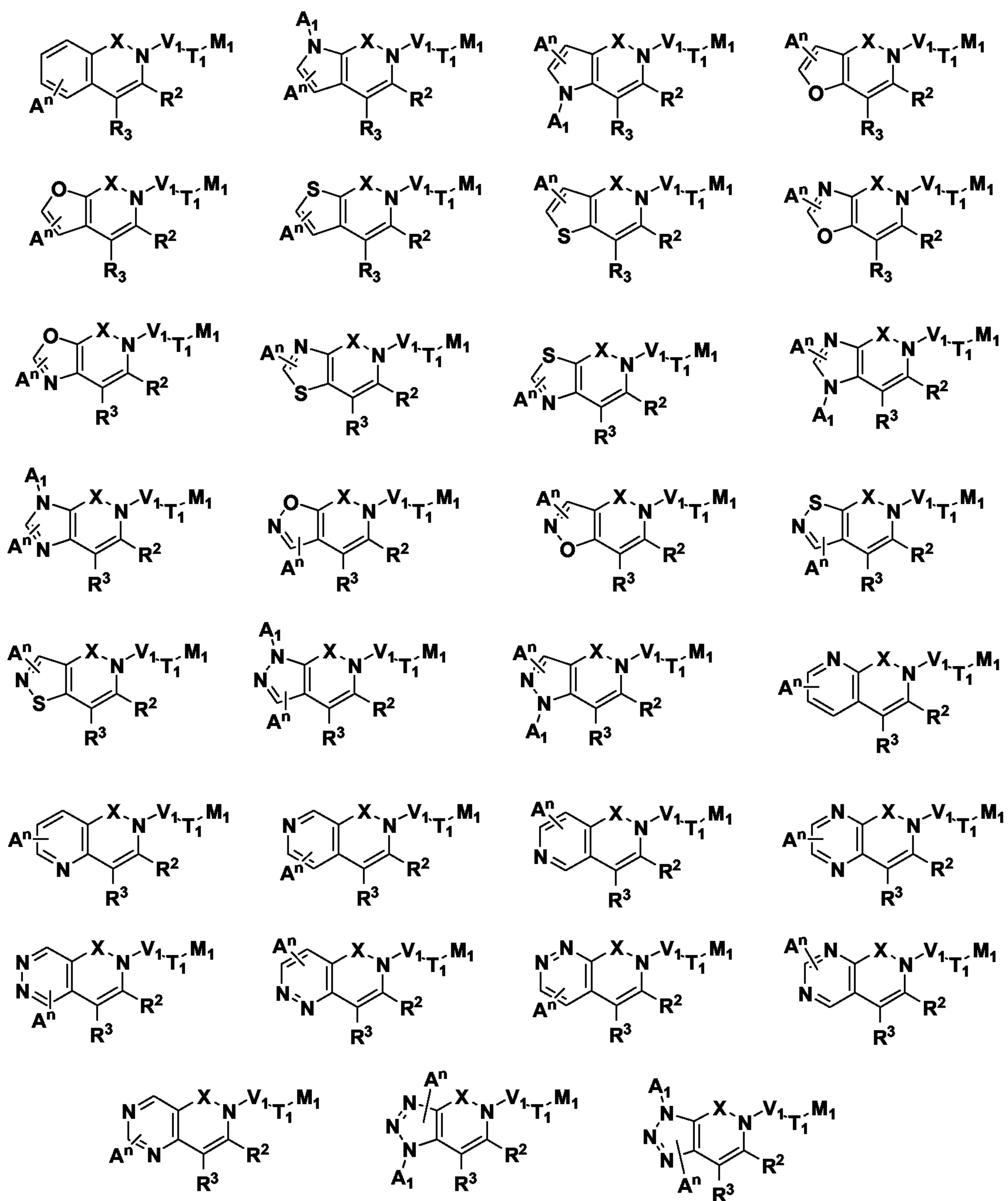
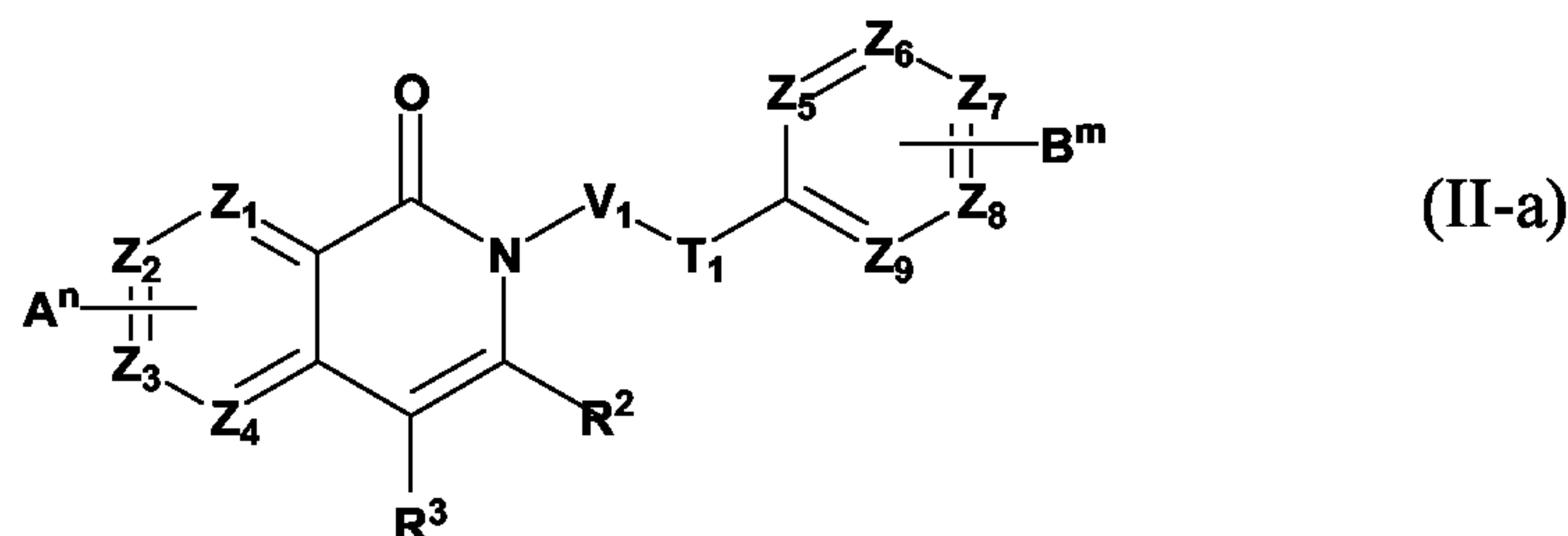


Figure A



In a more preferred aspect of Formula (II), the invention provides a compound according to Formula (II-a),



a pharmaceutically acceptable acid or base addition salt thereof, a stereochemically isomeric form thereof and an *N*-oxide form thereof, wherein :

- 5  $Z_5, Z_6, Z_7, Z_8$  and  $Z_9$  are each independently selected from the group of a covalent bond, C, S, N and O, representing a 5 or 6 membered heteroaryl or aryl ring which may optionally be substituted by 1 to 5 radicals  $B^m$  ;

$B^m$  radicals are each independently selected from the group of hydrogen, halogen, -CN, -OH, -NO<sub>2</sub>, -CF<sub>3</sub>, -SH, -NH<sub>2</sub>, and an optionally substituted radical selected from the

10 group of -(C<sub>1</sub>-C<sub>6</sub>)alkyl, -(C<sub>1</sub>-C<sub>6</sub>)alkylhalo, -(C<sub>2</sub>-C<sub>6</sub>)alkynyl, -(C<sub>2</sub>-C<sub>6</sub>)alkenyl, -(C<sub>3</sub>-C<sub>7</sub>)cycloalkyl, -(C<sub>1</sub>-C<sub>6</sub>)alkylcyano, -O-(C<sub>1</sub>-C<sub>6</sub>)alkyl, -O-(C<sub>1</sub>-C<sub>6</sub>)alkylhalo, -O-(C<sub>1</sub>-C<sub>6</sub>)alkylcyano, -O-(C<sub>3</sub>-C<sub>6</sub>)alkynyl, -O-(C<sub>3</sub>-C<sub>7</sub>)cycloalkyl, -O-(C<sub>2</sub>-C<sub>6</sub>)alkenyl, -O-(C<sub>2</sub>-C<sub>6</sub>)alkyl-OR<sup>22</sup>, -O-(C<sub>1</sub>-C<sub>6</sub>)alkyl-heteroaryl, -O-(C<sub>0</sub>-C<sub>6</sub>)alkylaryl, -(C<sub>0</sub>-C<sub>6</sub>)alkyl-OR<sup>22</sup>, -(C<sub>3</sub>-C<sub>7</sub>)cycloalkyl-(C<sub>1</sub>-C<sub>6</sub>)alkyl, -O-(C<sub>3</sub>-C<sub>7</sub>)cycloalkyl-(C<sub>1</sub>-C<sub>6</sub>)alkyl, -O-heteroaryl,

15 heteroaryl, -(C<sub>1</sub>-C<sub>6</sub>)alkyl-heteroaryl, aryl, -O-aryl, -(C<sub>1</sub>-C<sub>6</sub>)alkylaryl, -(C<sub>1</sub>-C<sub>6</sub>)alkylhalo-OR<sup>22</sup>, -(C<sub>3</sub>-C<sub>6</sub>)alkynyl-OR<sup>22</sup>, -(C<sub>3</sub>-C<sub>6</sub>)alkenyl-OR<sup>22</sup>, -(C<sub>0</sub>-C<sub>6</sub>)alkyl-S-R<sup>22</sup>, -O-(C<sub>2</sub>-C<sub>6</sub>)alkyl-S-R<sup>22</sup>, -(C<sub>1</sub>-C<sub>6</sub>)alkyl-S(=O)-R<sup>22</sup>, -O-(C<sub>1</sub>-C<sub>6</sub>)alkyl-S(=O)-R<sup>22</sup>, -(C<sub>0</sub>-C<sub>6</sub>)alkyl-S(=O)<sub>2</sub>-R<sup>22</sup>, -O-(C<sub>1</sub>-C<sub>6</sub>)alkyl-S(=O)<sub>2</sub>-R<sup>22</sup>, -(C<sub>0</sub>-C<sub>6</sub>)alkyl-NR<sup>22</sup>R<sup>23</sup>, -O-(C<sub>2</sub>-C<sub>6</sub>)alkyl-NR<sup>22</sup>R<sup>23</sup>, -(C<sub>0</sub>-C<sub>6</sub>)alkyl-S(=O)<sub>2</sub>NR<sup>22</sup>R<sup>23</sup>, -(C<sub>0</sub>-C<sub>6</sub>)alkyl-NR<sup>22</sup>-S(=O)<sub>2</sub>R<sup>23</sup>, -O-(C<sub>1</sub>-C<sub>6</sub>)alkyl-S(=O)<sub>2</sub>NR<sup>22</sup>R<sup>23</sup>, -O-(C<sub>1</sub>-C<sub>6</sub>)alkyl-NR<sup>22</sup>-S(=O)<sub>2</sub>R<sup>23</sup>, -(C<sub>0</sub>-C<sub>6</sub>)alkyl-C(=O)-NR<sup>22</sup>R<sup>23</sup>, -(C<sub>0</sub>-C<sub>6</sub>)alkyl-NR<sup>22</sup>C(=O)-R<sup>23</sup>, -O-(C<sub>1</sub>-C<sub>6</sub>)alkyl-C(=O)-NR<sup>22</sup>R<sup>23</sup>, -O-(C<sub>1</sub>-C<sub>6</sub>)alkyl-NR<sup>22</sup>C(=O)-R<sup>23</sup>, -(C<sub>0</sub>-C<sub>6</sub>)alkyl-OC(=O)-R<sup>22</sup>, -(C<sub>0</sub>-C<sub>6</sub>)alkyl-C(=O)-OR<sup>22</sup>, -O-(C<sub>1</sub>-C<sub>6</sub>)alkyl-OC(=O)-R<sup>22</sup>, -O-(C<sub>1</sub>-C<sub>6</sub>)alkyl-C(=O)-OR<sup>22</sup>, -(C<sub>0</sub>-C<sub>6</sub>)alkyl-C(=O)-R<sup>22</sup>, -O-(C<sub>1</sub>-C<sub>6</sub>)alkyl-C(=O)-R<sup>22</sup>, -(C<sub>0</sub>-C<sub>6</sub>)alkyl-NR<sup>22</sup>-C(=O)-OR<sup>23</sup>, -(C<sub>0</sub>-C<sub>6</sub>)alkyl-O-C(=O)-NR<sup>22</sup>R<sup>23</sup>, -(C<sub>0</sub>-C<sub>6</sub>)alkyl-NR<sup>22</sup>-C(=NR<sup>23</sup>)-NR<sup>24</sup>R<sup>25</sup>, -(C<sub>0</sub>-C<sub>6</sub>)alkyl-NR<sup>22</sup>-C(=O)-NR<sup>23</sup>R<sup>24</sup> and -(C<sub>0</sub>-C<sub>6</sub>)alkyl-NR<sup>22</sup>-C(=S)-NR<sup>23</sup>R<sup>24</sup>;

25

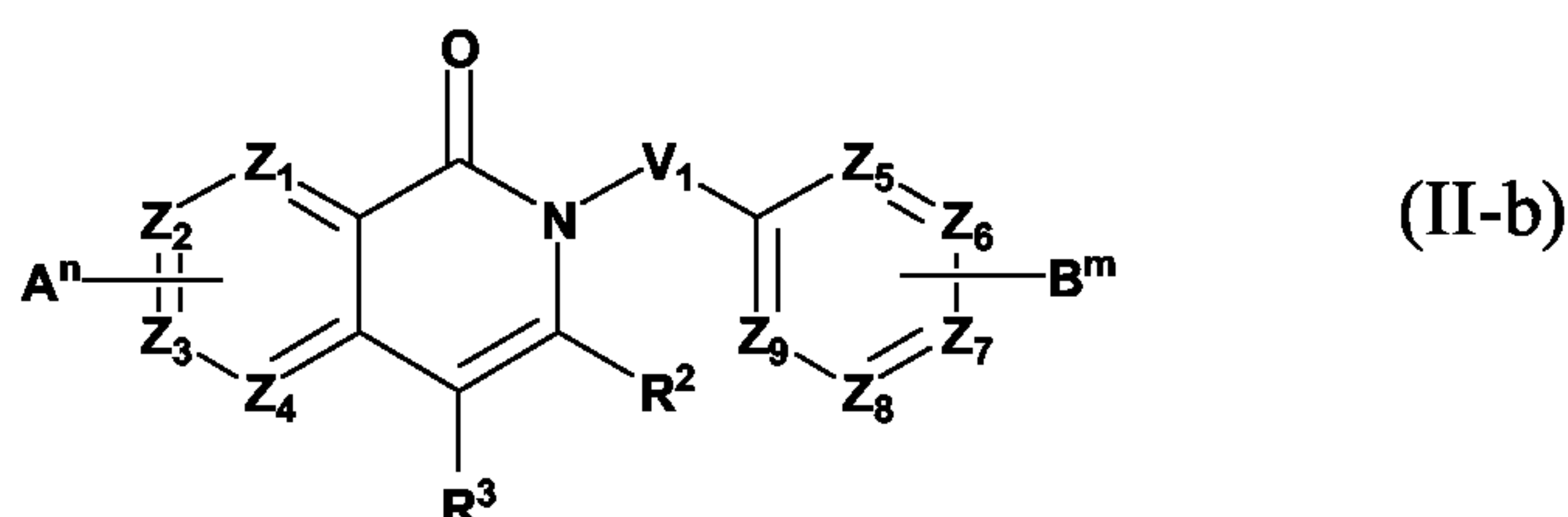


m is an integer ranging from 1 to 5;

$R^{22}$ ,  $R^{23}$ ,  $R^{24}$  and  $R^{25}$  are each independently selected from hydrogen or an optionally substituted radical selected from the group of  $-(C_1-C_6)$ alkylhalo,  $-(C_1-C_6)$ alkyl,  $-(C_1-C_6)$ alkylcyano,  $-(C_2-C_6)$ alkynyl,  $-(C_2-C_6)$ alkenyl,  $-(C_3-C_7)$ cycloalkyl,  $-(C_4-C_{10})$ alkylcycloalkyl, heteroaryl,  $-(C_1-C_6)$ alkylheteroaryl, aryl,  $-(C_1-C_6)$ alkylaryl,  $-(C_2-C_6)$ alkynyl- $-(C_3-C_7)$ cycloalkyl,  $-(C_2-C_6)$ alkynyl-heteroaryl,  $-(C_2-C_6)$ alkynyl-aryl,  $-(C_2-C_6)$ alkenyl- $-(C_3-C_7)$ cycloalkyl,  $-(C_2-C_6)$ alkenyl-heteroaryl and  $-(C_2-C_6)$ alkenyl-aryl ; and

$R^{22}$ ,  $R^{23}$ ,  $R^{24}$  and  $R^{25}$  may be taken together to form an optionally substituted 3 to 10 membered non-aromatic heterocyclic ring or an optionally substituted 5 to 10 membered aromatic heterocyclic ring.

In a further preferred aspect of Formula (II-a), the invention provides a compound of Formula (II-b),



a pharmaceutically acceptable acid or base addition salt thereof, a stereochemically isomeric form thereof and an *N*-oxide form thereof, wherein :

$V_1$  is an optionally substituted radical selected from the group of  $-(C_1-C_6)$ alkyl-,  $-(C_2-C_6)$ alkynyl-,  $-(C_2-C_6)$ alkenyl-,  $-(C_3-C_7)$ cycloalkyl-,  $-(C_3-C_8)$ cycloalkenyl-,  $-(C_1-C_6)$ alkylhalo-,  $-(C_1-C_6)$ alkyl-C(=O)- $-(C_0-C_6)$ alkyl-,  $-(C_1-C_6)$ alkyl-C(=O)- $-(C_2-C_6)$ alkynyl-,  $-(C_1-C_6)$ alkyl-C(=O)- $-(C_2-C_6)$ alkenyl-,  $-(C_1-C_6)$ alkyl-C(=O)- $-(C_3-C_7)$ cycloalkyl-,  $-(C_1-C_6)$ alkyl-C(=O)- $-(C_4-C_{10})$ alkylcycloalkyl-,  $-(C_1-C_6)$ alkyl-C(=O)O- $-(C_0-C_6)$ alkyl-,  $-(C_1-C_6)$ alkyl-C(=O)O- $-(C_2-C_6)$ alkynyl-,  $-(C_1-C_6)$ alkyl-C(=O)O- $-(C_2-C_6)$ alkenyl-,  $-(C_1-C_6)$ alkyl-C(=O)O- $-(C_3-C_7)$ cycloalkyl-,  $-(C_1-C_6)$ alkyl-C(=O)O- $-(C_4-C_{10})$ alkylcycloalkyl-,  $-(C_1-C_6)$ alkyl-C(=O)NR<sup>7</sup>- $-(C_0-C_6)$ alkyl-,  $-(C_1-C_6)$ alkyl-C(=O)NR<sup>7</sup>- $-(C_2-C_6)$ alkynyl-,  $-(C_1-C_6)$ alkyl-C(=O)NR<sup>7</sup>- $-(C_2-C_6)$ alkenyl-,  $-(C_1-C_6)$ alkyl-C(=O)NR<sup>7</sup>- $-(C_3-C_7)$ cycloalkyl-,  $-(C_1-C_6)$ alkyl-C(=O)NR<sup>7</sup>- $-(C_4-C_{10})$ alkylcycloalkyl-,  $-(C_1-C_6)$ alkyl-O-

(C<sub>0</sub>-C<sub>6</sub>)alkyl-, -(C<sub>1</sub>-C<sub>6</sub>)alkyl-O-(C<sub>2</sub>-C<sub>6</sub>)alkynyl-, -(C<sub>1</sub>-C<sub>6</sub>)alkyl-O-(C<sub>2</sub>-C<sub>6</sub>)alkenyl-, -(C<sub>1</sub>-C<sub>6</sub>)alkyl-O-(C<sub>3</sub>-C<sub>7</sub>)cycloalkyl-, -(C<sub>1</sub>-C<sub>6</sub>)alkyl-O-(C<sub>4</sub>-C<sub>10</sub>)alkylcycloalkyl-, -(C<sub>1</sub>-C<sub>6</sub>)alkyl-S-(C<sub>0</sub>-C<sub>6</sub>)alkyl-, -(C<sub>1</sub>-C<sub>6</sub>)alkyl-S-(C<sub>2</sub>-C<sub>6</sub>)alkynyl-, -(C<sub>1</sub>-C<sub>6</sub>)alkyl-S-(C<sub>2</sub>-C<sub>6</sub>)alkenyl-, -(C<sub>1</sub>-C<sub>6</sub>)alkyl-S-(C<sub>3</sub>-C<sub>7</sub>)cycloalkyl-, -(C<sub>1</sub>-C<sub>6</sub>)alkyl-S-(C<sub>4</sub>-C<sub>10</sub>)alkylcycloalkyl-,  
 5 -(C<sub>1</sub>-C<sub>6</sub>)alkyl-S(O)-(C<sub>0</sub>-C<sub>6</sub>)alkyl-, -(C<sub>1</sub>-C<sub>6</sub>)alkyl-S(O)-(C<sub>2</sub>-C<sub>6</sub>)alkynyl-, -(C<sub>1</sub>-C<sub>6</sub>)alkyl-S(O)-(C<sub>2</sub>-C<sub>6</sub>)alkenyl-, -(C<sub>1</sub>-C<sub>6</sub>)alkyl-S(O)-(C<sub>3</sub>-C<sub>7</sub>)cycloalkyl-, -(C<sub>1</sub>-C<sub>6</sub>)alkyl-S(O)-(C<sub>4</sub>-C<sub>10</sub>)alkylcycloalkyl-, -(C<sub>1</sub>-C<sub>6</sub>)alkyl-S(O)<sub>2</sub>-(C<sub>0</sub>-C<sub>6</sub>)alkyl-, -(C<sub>1</sub>-C<sub>6</sub>)alkyl-S(O)<sub>2</sub>-(C<sub>2</sub>-C<sub>6</sub>)alkynyl-, -(C<sub>1</sub>-C<sub>6</sub>)alkyl-S(O)<sub>2</sub>-(C<sub>2</sub>-C<sub>6</sub>)alkenyl-, -(C<sub>1</sub>-C<sub>6</sub>)alkyl-S(O)<sub>2</sub>-(C<sub>3</sub>-C<sub>7</sub>)cycloalkyl-, -(C<sub>1</sub>-C<sub>6</sub>)alkyl-S(O)<sub>2</sub>-(C<sub>4</sub>-C<sub>10</sub>)alkylcycloalkyl-, -(C<sub>1</sub>-C<sub>6</sub>)alkyl-S(O)<sub>2</sub>NR<sup>7</sup>-(C<sub>0</sub>-C<sub>6</sub>)alkyl-,  
 10 -(C<sub>1</sub>-C<sub>6</sub>)alkyl-S(O)<sub>2</sub>NR<sup>7</sup>-(C<sub>2</sub>-C<sub>6</sub>)alkynyl-, -(C<sub>1</sub>-C<sub>6</sub>)alkyl-S(O)<sub>2</sub>NR<sup>7</sup>-(C<sub>2</sub>-C<sub>6</sub>)alkenyl-, -(C<sub>1</sub>-C<sub>6</sub>)alkyl-S(O)<sub>2</sub>NR<sup>7</sup>-(C<sub>3</sub>-C<sub>7</sub>)cycloalkyl-, -(C<sub>1</sub>-C<sub>6</sub>)alkyl-S(O)<sub>2</sub>NR<sup>7</sup>-(C<sub>4</sub>-C<sub>10</sub>)alkylcycloalkyl-, -(C<sub>1</sub>-C<sub>6</sub>)alkyl-NR<sup>7</sup>-(C<sub>0</sub>-C<sub>6</sub>)alkyl-, -(C<sub>1</sub>-C<sub>6</sub>)alkyl-NR<sup>7</sup>-(C<sub>2</sub>-C<sub>6</sub>)alkynyl-, -(C<sub>1</sub>-C<sub>6</sub>)alkyl-NR<sup>7</sup>-(C<sub>2</sub>-C<sub>6</sub>)alkenyl-, -(C<sub>1</sub>-C<sub>6</sub>)alkyl-NR<sup>7</sup>-(C<sub>3</sub>-C<sub>7</sub>)cycloalkyl-, -(C<sub>1</sub>-C<sub>6</sub>)alkyl-NR<sup>7</sup>-(C<sub>4</sub>-C<sub>10</sub>)alkylcycloalkyl-, -(C<sub>1</sub>-C<sub>6</sub>)alkyl-NR<sup>7</sup>C(=O)-(C<sub>0</sub>-C<sub>6</sub>)alkyl-, -(C<sub>1</sub>-C<sub>6</sub>)alkyl-NR<sup>7</sup>C(=O)-(C<sub>2</sub>-C<sub>6</sub>)alkynyl-, -(C<sub>1</sub>-C<sub>6</sub>)alkyl-NR<sup>7</sup>C(=O)-(C<sub>2</sub>-C<sub>6</sub>)alkenyl-, -(C<sub>1</sub>-C<sub>6</sub>)alkyl-NR<sup>7</sup>C(=O)-(C<sub>3</sub>-C<sub>7</sub>)cycloalkyl-, -(C<sub>1</sub>-C<sub>6</sub>)alkyl-NR<sup>7</sup>C(=O)-(C<sub>4</sub>-C<sub>10</sub>)alkylcycloalkyl-,  
 15 -(C<sub>1</sub>-C<sub>6</sub>)alkyl-NR<sup>7</sup>C(=O)NR<sup>8</sup>-(C<sub>0</sub>-C<sub>6</sub>)alkyl-, -(C<sub>1</sub>-C<sub>6</sub>)alkyl-NR<sup>7</sup>C(=O)NR<sup>8</sup>-(C<sub>2</sub>-C<sub>6</sub>)alkynyl-, -(C<sub>1</sub>-C<sub>6</sub>)alkyl-NR<sup>7</sup>C(=O)NR<sup>8</sup>-(C<sub>2</sub>-C<sub>6</sub>)alkenyl-, -(C<sub>1</sub>-C<sub>6</sub>)alkyl-NR<sup>7</sup>C(=O)NR<sup>8</sup>-(C<sub>3</sub>-C<sub>7</sub>)cycloalkyl-, -(C<sub>1</sub>-C<sub>6</sub>)alkyl-NR<sup>7</sup>C(=O)NR<sup>8</sup>-(C<sub>4</sub>-C<sub>10</sub>)alkylcycloalkyl-, -(C<sub>1</sub>-C<sub>6</sub>)alkyl-NR<sup>7</sup>S(O)<sub>2</sub>-(C<sub>0</sub>-C<sub>6</sub>)alkyl-, -(C<sub>1</sub>-C<sub>6</sub>)alkyl-NR<sup>7</sup>S(O)<sub>2</sub>-(C<sub>2</sub>-C<sub>6</sub>)alkynyl-, -(C<sub>1</sub>-C<sub>6</sub>)alkyl-NR<sup>7</sup>S(O)<sub>2</sub>-(C<sub>2</sub>-C<sub>6</sub>)alkenyl-, -(C<sub>1</sub>-C<sub>6</sub>)alkyl-NR<sup>7</sup>S(O)<sub>2</sub>-(C<sub>3</sub>-C<sub>7</sub>)cycloalkyl-, -(C<sub>1</sub>-C<sub>6</sub>)alkyl-NR<sup>7</sup>S(O)<sub>2</sub>-(C<sub>4</sub>-C<sub>10</sub>)alkylcycloalkyl-, -(C<sub>1</sub>-C<sub>6</sub>)alkyl-NR<sup>7</sup>C(=S)NR<sup>8</sup>-(C<sub>0</sub>-C<sub>6</sub>)alkyl-, -(C<sub>1</sub>-C<sub>6</sub>)alkyl-NR<sup>7</sup>C(=S)NR<sup>8</sup>-(C<sub>2</sub>-C<sub>6</sub>)alkynyl-, -(C<sub>1</sub>-C<sub>6</sub>)alkyl-NR<sup>7</sup>C(=S)NR<sup>8</sup>-(C<sub>2</sub>-C<sub>6</sub>)alkenyl-, -(C<sub>1</sub>-C<sub>6</sub>)alkyl-NR<sup>7</sup>C(=S)NR<sup>8</sup>-(C<sub>3</sub>-C<sub>7</sub>)cycloalkyl-, -(C<sub>1</sub>-C<sub>6</sub>)alkyl-NR<sup>7</sup>C(=S)NR<sup>8</sup>-(C<sub>4</sub>-C<sub>10</sub>)alkylcycloalkyl-,  
 20 -(C<sub>1</sub>-C<sub>6</sub>)alkyl-OC(=O)-(C<sub>0</sub>-C<sub>6</sub>)alkyl-, -(C<sub>1</sub>-C<sub>6</sub>)alkyl-OC(=O)-(C<sub>2</sub>-C<sub>6</sub>)alkynyl-, -(C<sub>1</sub>-C<sub>6</sub>)alkyl-OC(=O)-(C<sub>2</sub>-C<sub>6</sub>)alkenyl-, -(C<sub>1</sub>-C<sub>6</sub>)alkyl-OC(=O)-(C<sub>3</sub>-C<sub>7</sub>)cycloalkyl-, -(C<sub>1</sub>-C<sub>6</sub>)alkyl-OC(=O)-(C<sub>4</sub>-C<sub>10</sub>)alkylcycloalkyl-, -(C<sub>1</sub>-C<sub>6</sub>)alkyl-OC(=O)NR<sup>7</sup>-(C<sub>0</sub>-C<sub>6</sub>)alkyl-, -(C<sub>1</sub>-C<sub>6</sub>)alkyl-OC(=O)NR<sup>7</sup>-(C<sub>2</sub>-C<sub>6</sub>)alkynyl-, -(C<sub>1</sub>-C<sub>6</sub>)alkyl-OC(=O)NR<sup>7</sup>-(C<sub>2</sub>-C<sub>6</sub>)alkenyl-, -(C<sub>1</sub>-C<sub>6</sub>)alkyl-OC(=O)NR<sup>7</sup>-(C<sub>3</sub>-C<sub>7</sub>)cycloalkyl-, -(C<sub>1</sub>-C<sub>6</sub>)alkyl-OC(=O)NR<sup>7</sup>-(C<sub>4</sub>-C<sub>10</sub>)alkylcycloalkyl-, -(C<sub>1</sub>-C<sub>6</sub>)alkyl-NR<sup>7</sup>C(=O)O-(C<sub>0</sub>-C<sub>6</sub>)alkyl-,  
 25 -(C<sub>1</sub>-C<sub>6</sub>)alkyl-NR<sup>7</sup>C(=O)O-(C<sub>2</sub>-C<sub>6</sub>)alkynyl-, -(C<sub>1</sub>-C<sub>6</sub>)alkyl-NR<sup>7</sup>C(=O)O-(C<sub>2</sub>-C<sub>6</sub>)alkenyl-, -(C<sub>1</sub>-C<sub>6</sub>)alkyl-NR<sup>7</sup>C(=O)O-(C<sub>3</sub>-C<sub>7</sub>)cycloalkyl-, -(C<sub>1</sub>-C<sub>6</sub>)alkyl-NR<sup>7</sup>C(=O)O-(C<sub>4</sub>-C<sub>10</sub>)alkylcycloalkyl-,  
 30 -(C<sub>1</sub>-C<sub>6</sub>)alkyl-NR<sup>7</sup>C(=O)O-(C<sub>2</sub>-C<sub>6</sub>)alkynyl-, -(C<sub>1</sub>-C<sub>6</sub>)alkyl-NR<sup>7</sup>C(=O)O-(C<sub>2</sub>-C<sub>6</sub>)alkenyl-, -(C<sub>1</sub>-C<sub>6</sub>)alkyl-NR<sup>7</sup>C(=O)O-(C<sub>3</sub>-C<sub>7</sub>)cycloalkyl-, -(C<sub>1</sub>-C<sub>6</sub>)alkyl-NR<sup>7</sup>C(=O)O-(C<sub>4</sub>-C<sub>10</sub>)alkylcycloalkyl-,



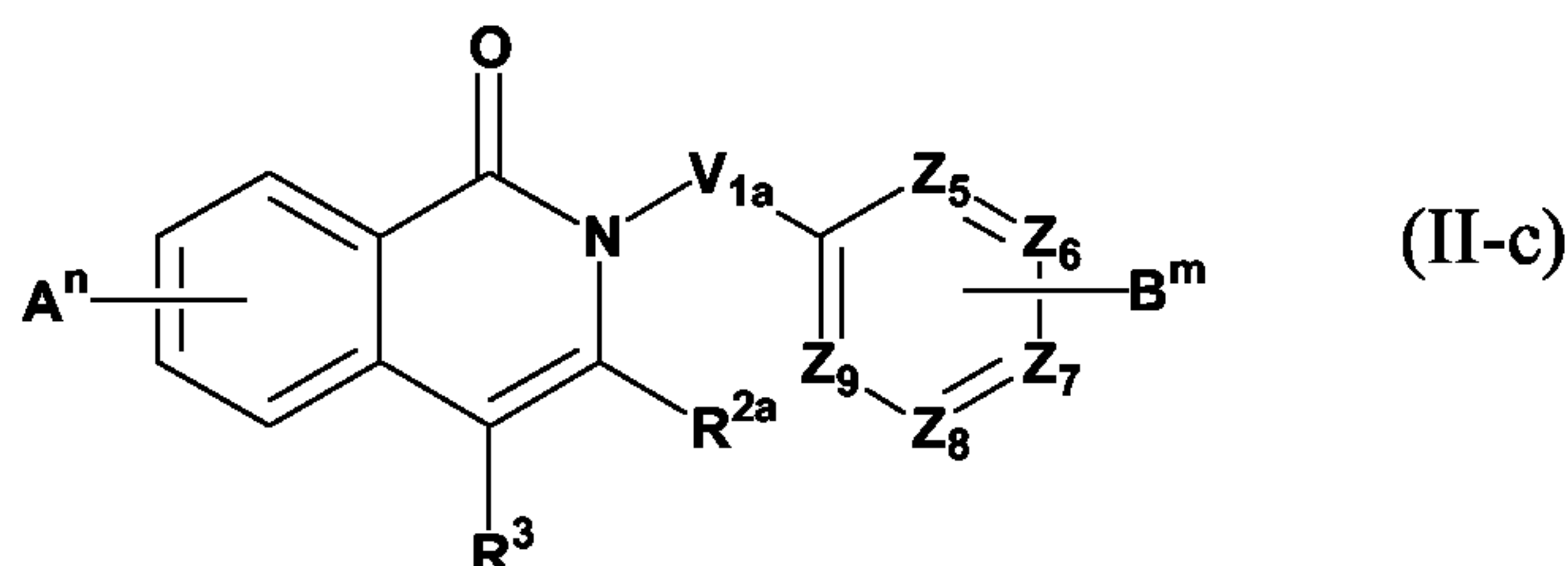
alkenyl-,  $-(C_1-C_6)alkyl-NR^7C(=O)O-(C_3-C_7)cycloalkyl-$  and  $-(C_1-C_6)alkyl-NR^7C(=O)O-(C_4-C_{10})alkylcycloalkyl-$ ;

$R^2$  is selected from the group of hydrogen, halogen,  $-CN$ ,  $-CF_3$ , and an optionally substituted radical selected from the group of  $-(C_1-C_6)alkyl$ ,  $-(C_2-C_6)alkenyl$ ,  $-(C_2-C_6)alkynyl$ ,  $-(C_1-C_6)alkylhalo$ ,  $-(C_3-C_7)cycloalkyl$ ,  $-(C_1-C_6)alkylcyano$ ,  $-O-(C_1-C_6)alkyl$ ,  $-O-(C_1-C_6)alkylhalo$ ,  $-O-(C_1-C_6)alkylcyano$ ,  $-O-(C_3-C_6)alkynyl$ ,  $-O-(C_3-C_7)cycloalkyl$ ,  $-O-(C_2-C_6)alkyl-OR^{26}$ ,  $-O-(C_1-C_6)alkyl-heteroaryl$ ,  $-O-(C_0-C_6)alkylaryl$ ,  $-(C_0-C_6)alkyl-OR^{26}$ ,  $-O-heteroaryl$ ,  $-heteroaryl$ ,  $-(C_1-C_6)alkyl-heteroaryl$ ,  $-aryl$ ,  $-O-aryl$ ,  $-(C_1-C_6)alkylaryl$ ,  $-(C_1-C_6)alkylhalo-OR^{26}$ ,  $-(C_0-C_6)alkyl-SR^{26}$ ,  $-(C_0-C_6)alkyl-S(=O)_2-R^{26}$ ,  $-(C_0-C_6)alkyl-NR^{26}R^{27}$ ,  $-O-(C_2-C_6)alkyl-NR^{26}R^{27}$ ,  $-(C_0-C_6)alkyl-S(=O)_2NR^{26}R^{27}$ ,  $-(C_0-C_6)alkyl-NR^{26}-S(=O)_2R^{27}$ ,  $-(C_0-C_6)alkyl-C(=O)-NR^{26}R^{27}$ ,  $-(C_0-C_6)alkyl-NR^{26}C(=O)-R^{27}$ ,  $-O-(C_1-C_6)alkylC(=O)-NR^{26}R^{27}$ ,  $-O-(C_1-C_6)alkyl-NR^{26}C(=O)-R^{27}$  and  $-(C_0-C_6)alkyl-C(=O)-R^{26}$ ;

$R^{26}$  and  $R^{27}$  are each independently hydrogen or an optionally substituted radical selected from the group of  $-(C_1-C_6)alkylhalo$ ,  $-(C_1-C_6)alkylcyano$ ,  $-(C_0-C_6)alkyl$ ,  $-(C_2-C_6)alkynyl$ ,  $-(C_2-C_6)alkenyl$ ,  $-(C_3-C_7)cycloalkyl$ ,  $-(C_4-C_{10})alkylcycloalkyl$ ,  $heteroaryl$ ,  $-(C_1-C_6)alkylheteroaryl$ ,  $aryl$ ,  $-(C_1-C_6)alkylaryl$ ,  $-(C_2-C_6)alkynyl-(C_3-C_7)cycloalkyl$ ,  $-(C_2-C_6)alkynyl-heteroaryl$ ,  $-(C_2-C_6)alkynyl-aryl$ ,  $-(C_2-C_6)alkenyl-(C_3-C_7)cycloalkyl$ ,  $-(C_2-C_6)alkenyl-heteroaryl$  and  $-(C_2-C_6)alkenyl-aryl$ ; and

$R^{26}$  and  $R^{27}$  may be taken together to form an optionally substituted 3 to 10 membered non-aromatic heterocyclic ring or an optionally substituted 5 to 10 membered aromatic heterocyclic ring.

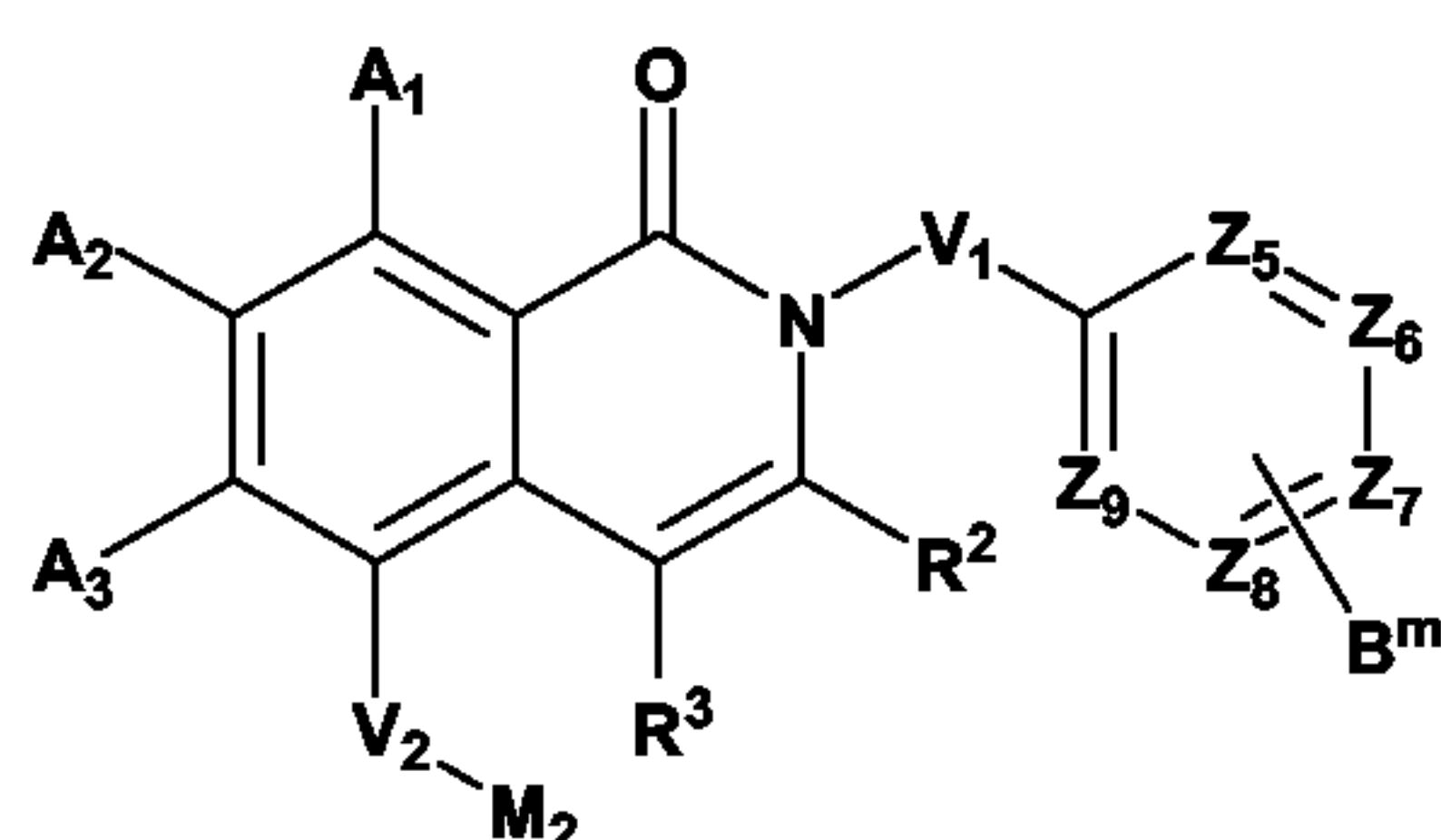
In a further preferred aspect of Formula (II-b) the invention provides a compound of Formula (II-c),



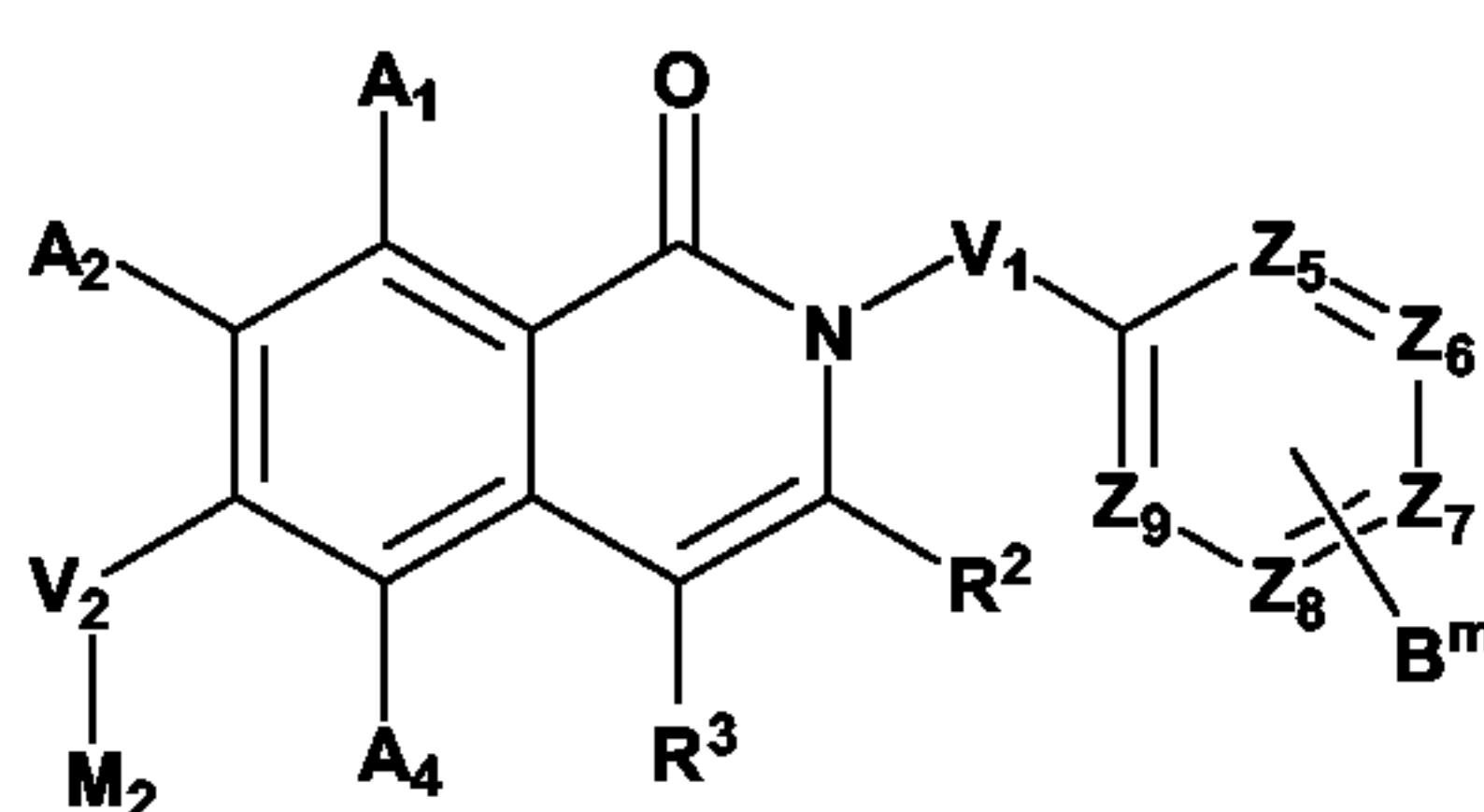
a pharmaceutically acceptable acid or base addition salt thereof, a stereochemically isomeric form thereof and an *N*-oxide form thereof.

5

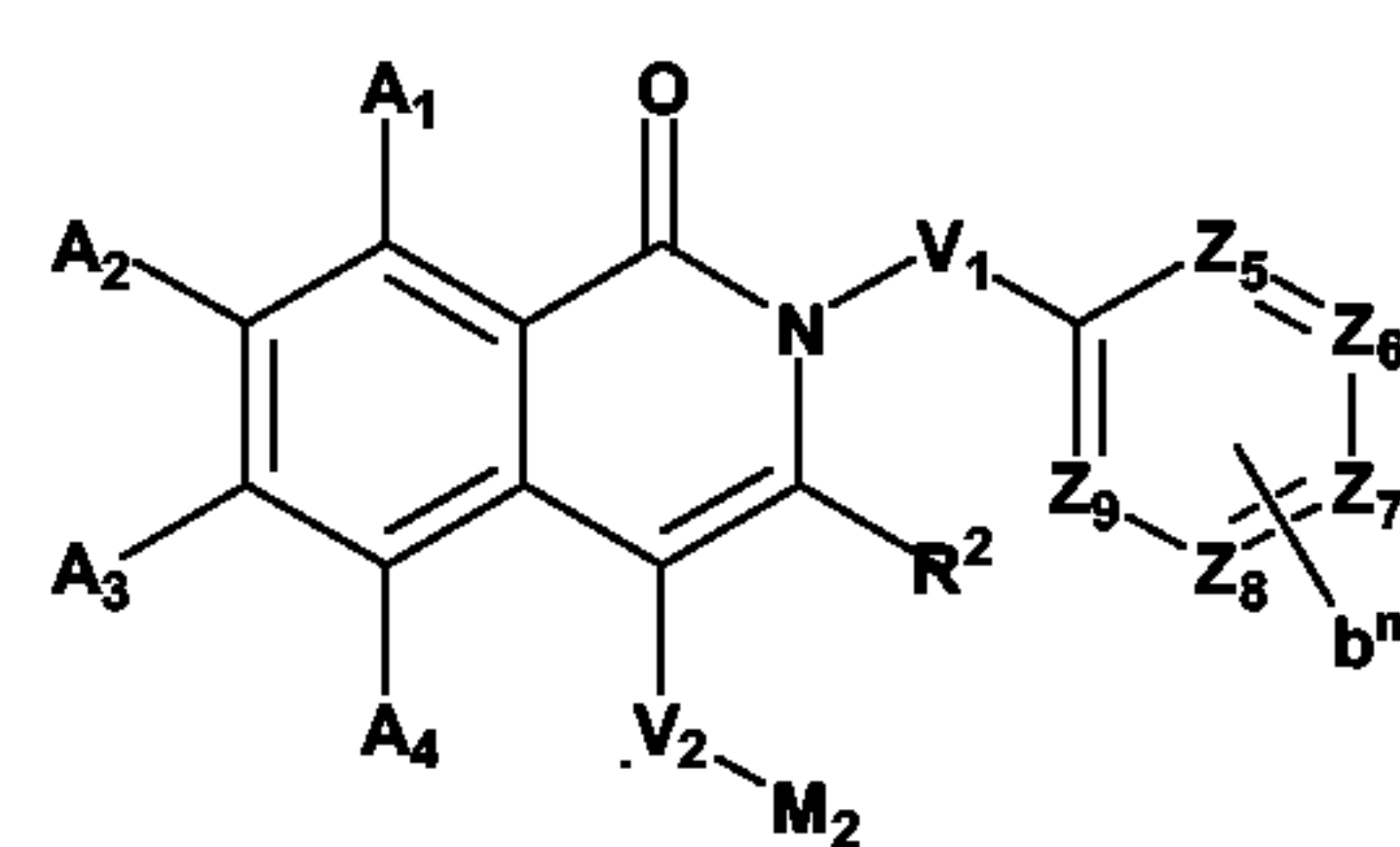
In a further preferred aspect of Formula (II-c) the invention provides a compound according to any one of Formulas (II-c1), (II-c2) and (II-c3),



(II-c1)



(II-c2)



(II-c2)

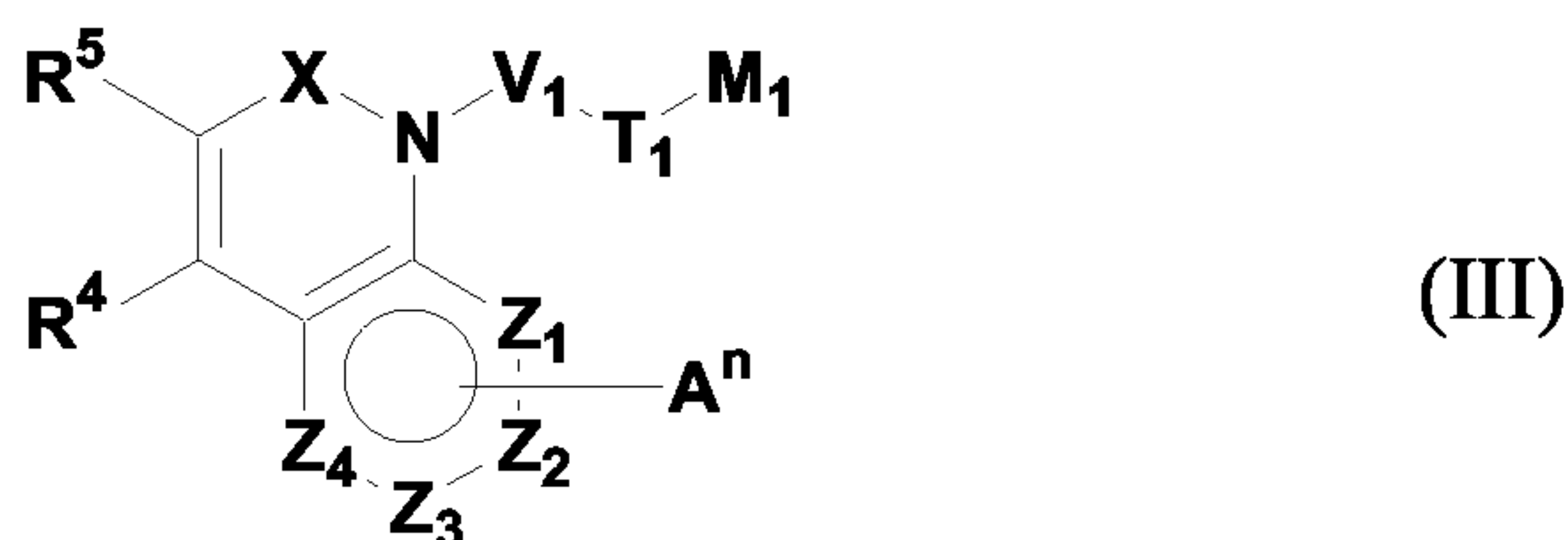
a pharmaceutically acceptable acid or base addition salt thereof, a stereochemically isomeric form thereof and an *N*-oxide form thereof, wherein :

- 10  $Z_5, Z_6, Z_7, Z_8$  and  $Z_9$  are selected from C or N, provided that at least 2 carbons are present and that a free position may further be substituted by 1 to 5 radicals  $B^m$  ; and
- $R^2, R^3, A^1, A^2, A^3$  and  $A^4$  are each independently selected from the group of hydrogen, halogen, -CN, -CF<sub>3</sub>, -OCF<sub>3</sub>, and an optionally substituted radical selected from the
- 15 cycloalkenyl, -(C<sub>1</sub>-C<sub>6</sub>)alkylhalo, -(C<sub>0</sub>-C<sub>3</sub>)alkyl-O-(C<sub>1</sub>-C<sub>6</sub>)alkyl, -(C<sub>0</sub>-C<sub>3</sub>)alkyl-O-(C<sub>2</sub>-C<sub>6</sub>)alkynyl, -(C<sub>0</sub>-C<sub>3</sub>)alkyl-O-(C<sub>2</sub>-C<sub>6</sub>)alkenyl, -(C<sub>0</sub>-C<sub>3</sub>)alkyl-O-(C<sub>3</sub>-C<sub>7</sub>)cycloalkyl, -(C<sub>0</sub>-C<sub>3</sub>)alkyl-O-(C<sub>4</sub>-C<sub>10</sub>)alkylcycloalkyl, -(C<sub>0</sub>-C<sub>3</sub>)alkyl-O-(C<sub>1</sub>-C<sub>6</sub>)alkylhalo, -S-(C<sub>1</sub>-C<sub>6</sub>)alkyl, -S-(C<sub>2</sub>-C<sub>6</sub>)alkynyl, -S-(C<sub>2</sub>-C<sub>6</sub>)alkenyl, -S-(C<sub>3</sub>-C<sub>7</sub>)cycloalkyl, -S-(C<sub>4</sub>-C<sub>10</sub>)alkyl-



cycloalkyl,  $-(C_0-C_3)alkyl-NR^{18}R^{19}$ ,  $-(C_0-C_3)alkyl-S(O)_2NR^{18}R^{19}$ ,  $-(C_0-C_3)alkyl-NR^{18}S(O)_2R^{19}$ ,  $-(C_0-C_3)alkyl-C(=O)R^{18}$ ,  $-(C_0-C_3)alkyl-C(=O)OR^{18}$ ,  $-(C_0-C_3)alkyl-C(=O)NR^{18}R^{19}$ ,  $-(C_0-C_3)alkyl-NR^{18}C(=O)R^{19}$ ,  $-O-(C_0-C_3)alkyl-S(O)_2NR^{18}R^{19}$ ,  $-O-(C_0-C_3)alkyl-NR^{18}S(O)_2R^{19}$ ,  $-O-(C_0-C_3)alkyl-C(=O)R^{18}$ ,  $-O-(C_0-C_3)alkyl-C(=O)OR^{18}$ ,  $-O-(C_0-C_3)alkyl-C(=O)NR^{18}R^{19}$  and  $-O-(C_0-C_3)alkyl-NR^{18}C(=O)R^{19}$ .

In a second preferred aspect of Formula (I), the invention provides a compound according to Formula (III),



a pharmaceutically acceptable acid or base addition salt thereof, a stereochemically isomeric form thereof and an *N*-oxide form thereof, wherein :

X is selected from C(=O) and S(O)<sub>2</sub>;

Z<sub>1</sub>, Z<sub>2</sub>, Z<sub>3</sub> and Z<sub>4</sub> are each independently, selected from the group of a covalent bond, C, S, N and O, representing a 5 or 6 membered heteroaryl or aryl ring which may further be substituted by 1 to 4 radicals A<sup>n</sup> ;

A<sup>n</sup> radicals are each independently selected from the group of hydrogen, halogen, -CN, -OH, -NO<sub>2</sub>, -CF<sub>3</sub>, -SH, -NH<sub>2</sub>, and an optionally substituted radical selected from the group of  $-(C_1-C_6)alkyl$ ,  $-(C_1-C_6)alkylhalo$ ,  $-(C_2-C_6)alkynyl$ ,  $-(C_2-C_6)alkenyl$ ,  $-(C_3-C_7)cycloalkyl$ ,  $-(C_1-C_6)alkylcyano$ ,  $-O-(C_1-C_6)alkyl$ ,  $-O-(C_1-C_6)alkylhalo$ ,  $-O-(C_1-C_6)alkylcyano$ ,  $-O-(C_3-C_6)alkynyl$ ,  $-O-(C_3-C_7)cycloalkyl$ ,  $-O-(C_2-C_6)alkenyl$ ,  $-O-(C_2-C_6)alkyl-OR^{18}$ ,  $-O-(C_1-C_6)alkyl-heteroaryl$ ,  $-O-(C_0-C_6)alkylaryl$ ,  $-(C_0-C_6)alkyl-OR^{18}$ ,  $-(C_3-C_7)cycloalkyl-(C_1-C_6)alkyl$ ,  $-O-(C_3-C_7)cycloalkyl-(C_1-C_6)alkyl$ ,  $-O-heteroaryl$ ,  $-O-heteroaryl$ ,  $-(C_1-C_6)alkyl-heteroaryl$ ,  $aryl$ ,  $-O-aryl$ ,  $-(C_1-C_6)alkylaryl$ ,  $-(C_1-C_6)alkylhalo-OR^{18}$ ,  $-(C_3-C_6)alkynyl-OR^{18}$ ,  $-(C_3-C_6)alkenyl-OR^{18}$ ,  $-(C_0-C_6)alkyl-SR^{18}$ ,  $-O-(C_2-C_6)alkyl-SR^{18}$ ,  $-(C_1-C_6)alkyl-S(=O)R^{18}$ ,  $-O-(C_1-C_6)alkyl-S(=O)R^{18}$ ,  $-(C_0-C_6)alkyl-S(=O)_2R^{18}$ ,  $-O-(C_1-C_6)alkyl-S(=O)_2R^{18}$ ,  $-(C_0-C_6)alkyl-NR^{18}R^{19}$ ,  $-O-(C_2-C_6)alkyl-NR^{18}R^{19}$ ,  $-(C_0-C_6)alkyl-S(=O)_2NR^{18}R^{19}$ ,  $-(C_0-C_6)alkyl-NR^{18}-S(=O)_2R^{19}$ ,  $-O-(C_1-$

$C_6$ alkyl-S(=O)<sub>2</sub>NR<sup>18</sup>R<sup>19</sup>, -O-(C<sub>1</sub>-C<sub>6</sub>)alkyl-NR<sup>18</sup>-S(=O)<sub>2</sub>R<sup>19</sup>, -(C<sub>0</sub>-C<sub>6</sub>)alkyl-C(=O)-NR<sup>18</sup>R<sup>19</sup>, -(C<sub>0</sub>-C<sub>6</sub>)alkyl-NR<sup>18</sup>C(=O)-R<sup>19</sup>, -O-(C<sub>1</sub>-C<sub>6</sub>)alkylC(=O)-NR<sup>18</sup>R<sup>19</sup>, -O-(C<sub>1</sub>-C<sub>6</sub>)alkyl-NR<sup>18</sup>C(=O)-R<sup>19</sup>, -(C<sub>0</sub>-C<sub>6</sub>)alkyl-OC(=O)-R<sup>19</sup>, -(C<sub>0</sub>-C<sub>6</sub>)alkyl-C(=O)-OR<sup>18</sup>, -O-(C<sub>1</sub>-C<sub>6</sub>)alkyl-OC(=O)-R<sup>18</sup>, -O-(C<sub>1</sub>-C<sub>6</sub>)alkyl-C(=O)-OR<sup>18</sup>, -(C<sub>0</sub>-C<sub>6</sub>)alkyl-C(=O)-R<sup>18</sup>, -O-(C<sub>1</sub>-C<sub>6</sub>)alkyl-C(=O)-R<sup>18</sup>,  
 5  $C_6$ alkyl-C(=O)-R<sup>18</sup>, -(C<sub>0</sub>-C<sub>6</sub>)alkyl-NR<sup>18</sup>-C(=O)-OR<sup>19</sup>, -(C<sub>0</sub>-C<sub>6</sub>)alkyl-O-C(=O)-NR<sup>18</sup>R<sup>19</sup>, -(C<sub>0</sub>-C<sub>6</sub>)alkyl-NR<sup>18</sup>-C(=NR<sup>19</sup>)-NR<sup>20</sup>R<sup>21</sup>, -(C<sub>0</sub>-C<sub>6</sub>)alkyl-NR<sup>18</sup>-C(=O)-NR<sup>19</sup>R<sup>20</sup>, -(C<sub>0</sub>-C<sub>6</sub>)alkyl-NR<sup>18</sup>-C(=S)-NR<sup>19</sup>R<sup>20</sup>, and a -V<sub>2</sub>-T<sub>2</sub>-M<sub>2</sub> radical;

n is an integer ranging from 1 to 4;

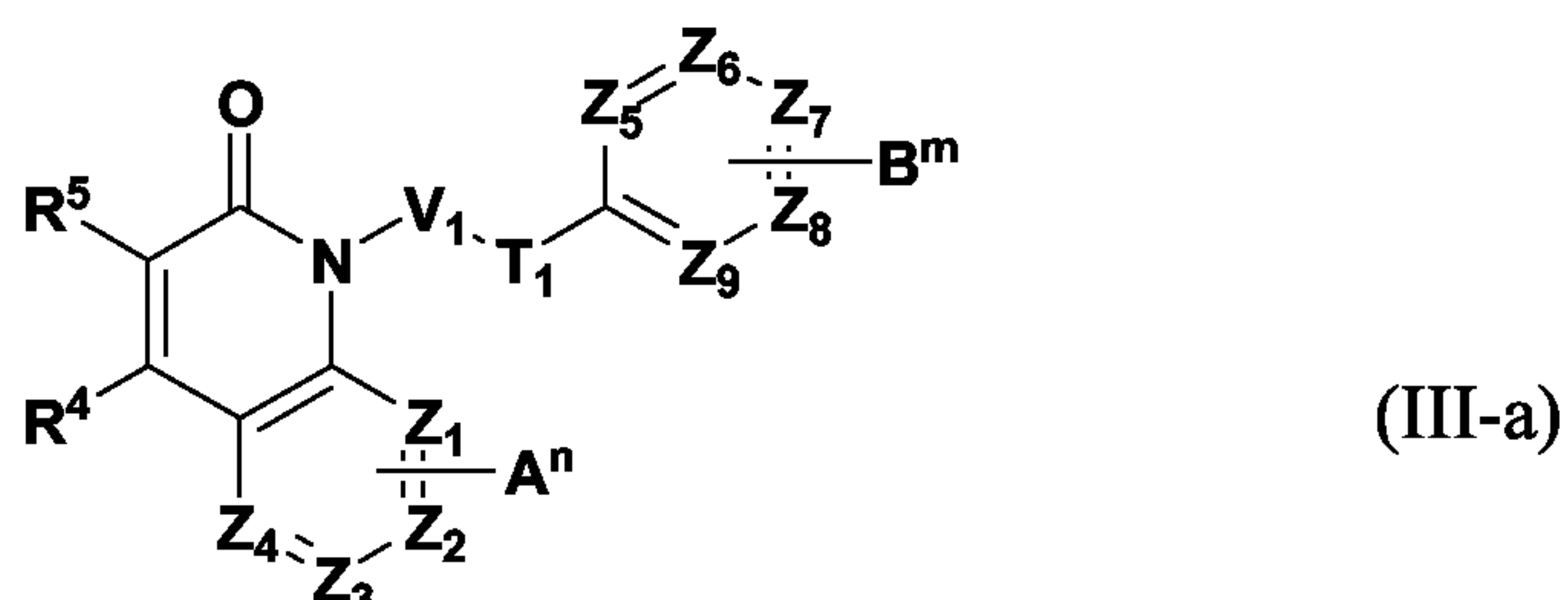
10 R<sup>18</sup>, R<sup>19</sup>, R<sup>20</sup> and R<sup>21</sup> are each independently hydrogen or an optionally substituted radical selected from the group of -(C<sub>1</sub>-C<sub>6</sub>)alkylhalo, -(C<sub>1</sub>-C<sub>6</sub>)alkyl, -(C<sub>1</sub>-C<sub>6</sub>)alkylcyano, -(C<sub>2</sub>-C<sub>6</sub>)alkynyl, -(C<sub>2</sub>-C<sub>6</sub>)alkenyl, -(C<sub>3</sub>-C<sub>7</sub>)cycloalkyl, -(C<sub>4</sub>-C<sub>10</sub>)alkylcycloalkyl, heteroaryl, -(C<sub>1</sub>-C<sub>6</sub>)alkylheteroaryl, aryl, -(C<sub>1</sub>-C<sub>6</sub>)alkylaryl, -(C<sub>2</sub>-C<sub>6</sub>)alkynyl-(C<sub>3</sub>-C<sub>7</sub>)cycloalkyl, -(C<sub>2</sub>-C<sub>6</sub>)alkynyl-heteroaryl, -(C<sub>2</sub>-C<sub>6</sub>)alkynyl-aryl, -(C<sub>2</sub>-C<sub>6</sub>)alkenyl-(C<sub>3</sub>-C<sub>7</sub>)cycloalkyl, -(C<sub>2</sub>-C<sub>6</sub>)alkenyl-heteroaryl and -(C<sub>2</sub>-C<sub>6</sub>)alkenyl-aryl; and

15 R<sup>18</sup>, R<sup>19</sup>, R<sup>20</sup> and R<sup>21</sup> may be taken together to form an optionally substituted 3 to 10 membered non-aromatic heterocyclic ring or an optionally substituted 5 to 10 membered aromatic heterocyclic ring.





In a preferred aspect of Formula (III) the invention provides a compound of Formula (III-a),



a pharmaceutically acceptable acid or base addition salt thereof, a stereochemically isomeric form thereof and an *N*-oxide form thereof, wherein :

$Z_5$ ,  $Z_6$ ,  $Z_7$ ,  $Z_8$  and  $Z_9$  are each independently selected from the group of a covalent bond, C, S, N and O, representing a 5 or 6 membered heteroaryl or aryl ring which may optionally be substituted by 1 to 5 radicals  $B^m$  ;

$B^m$  radicals are each independently selected from the group of hydrogen, halogen, -CN, -OH, -NO<sub>2</sub>, -CF<sub>3</sub>, -SH, -NH<sub>2</sub>, and an optionally substituted radical selected from the group of -(C<sub>1</sub>-C<sub>6</sub>)alkyl, -(C<sub>1</sub>-C<sub>6</sub>)alkylhalo, -(C<sub>2</sub>-C<sub>6</sub>)alkynyl, -(C<sub>2</sub>-C<sub>6</sub>)alkenyl, -(C<sub>3</sub>-C<sub>7</sub>)cycloalkyl, -(C<sub>1</sub>-C<sub>6</sub>)alkylcyano, -O-(C<sub>1</sub>-C<sub>6</sub>)alkyl, -O-(C<sub>1</sub>-C<sub>6</sub>)alkylhalo, -O-(C<sub>1</sub>-C<sub>6</sub>)alkylcyano, -O-(C<sub>3</sub>-C<sub>6</sub>)alkynyl, -O-(C<sub>3</sub>-C<sub>7</sub>)cycloalkyl, -O-(C<sub>2</sub>-C<sub>6</sub>)alkenyl, -O-(C<sub>2</sub>-C<sub>6</sub>)alkyl-OR<sup>22</sup>, -O-(C<sub>1</sub>-C<sub>6</sub>)alkyl-heteroaryl, -O-(C<sub>0</sub>-C<sub>6</sub>)alkylaryl, -(C<sub>0</sub>-C<sub>6</sub>)alkyl-OR<sup>22</sup>, -(C<sub>3</sub>-C<sub>7</sub>)cycloalkyl-(C<sub>1</sub>-C<sub>6</sub>)alkyl, -O-(C<sub>3</sub>-C<sub>7</sub>)cycloalkyl-(C<sub>1</sub>-C<sub>6</sub>)alkyl, -O-heteroaryl, heteroaryl, -(C<sub>1</sub>-C<sub>6</sub>)alkyl-heteroaryl, aryl, -O-aryl, -(C<sub>1</sub>-C<sub>6</sub>)alkylaryl, -(C<sub>1</sub>-C<sub>6</sub>)alkylhalo-OR<sup>22</sup>, -(C<sub>3</sub>-C<sub>6</sub>)alkynyl-OR<sup>22</sup>, -(C<sub>3</sub>-C<sub>6</sub>)alkenyl-OR<sup>22</sup>, -(C<sub>0</sub>-C<sub>6</sub>)alkyl-S-R<sup>22</sup>, -O-(C<sub>2</sub>-C<sub>6</sub>)alkyl-S-R<sup>22</sup>, -(C<sub>1</sub>-C<sub>6</sub>)alkyl-S(=O)-R<sup>22</sup>, -O-(C<sub>1</sub>-C<sub>6</sub>)alkyl-S(=O)-R<sup>22</sup>, -(C<sub>0</sub>-C<sub>6</sub>)alkyl-S(=O)<sub>2</sub>-R<sup>22</sup>, -O-(C<sub>1</sub>-C<sub>6</sub>)alkyl-S(=O)<sub>2</sub>-R<sup>22</sup>, -(C<sub>0</sub>-C<sub>6</sub>)alkyl-NR<sup>22</sup>R<sup>23</sup>, -O-(C<sub>2</sub>-C<sub>6</sub>)alkyl-NR<sup>22</sup>R<sup>23</sup>, -(C<sub>0</sub>-C<sub>6</sub>)alkyl-S(=O)<sub>2</sub>NR<sup>22</sup>R<sup>23</sup>, -(C<sub>0</sub>-C<sub>6</sub>)alkyl-NR<sup>22</sup>-S(=O)<sub>2</sub>R<sup>23</sup>, -O-(C<sub>1</sub>-C<sub>6</sub>)alkyl-S(=O)<sub>2</sub>NR<sup>22</sup>R<sup>23</sup>, -O-(C<sub>1</sub>-C<sub>6</sub>)alkyl-NR<sup>22</sup>-S(=O)<sub>2</sub>R<sup>23</sup>, -(C<sub>0</sub>-C<sub>6</sub>)alkyl-C(=O)-NR<sup>22</sup>R<sup>23</sup>, -(C<sub>0</sub>-C<sub>6</sub>)alkyl-NR<sup>22</sup>C(=O)-R<sup>23</sup>, -O-(C<sub>1</sub>-C<sub>6</sub>)alkyl-C(=O)-NR<sup>22</sup>R<sup>23</sup>, -O-(C<sub>1</sub>-C<sub>6</sub>)alkyl-NR<sup>22</sup>C(=O)-R<sup>23</sup>, -(C<sub>0</sub>-C<sub>6</sub>)alkyl-OC(=O)-R<sup>22</sup>, -(C<sub>0</sub>-C<sub>6</sub>)alkyl-C(=O)-OR<sup>22</sup>, -O-(C<sub>1</sub>-C<sub>6</sub>)alkyl-OC(=O)-R<sup>22</sup>, -O-(C<sub>1</sub>-C<sub>6</sub>)alkyl-C(=O)-OR<sup>22</sup>, -(C<sub>0</sub>-C<sub>6</sub>)alkyl-C(=O)-R<sup>22</sup>, -O-(C<sub>1</sub>-C<sub>6</sub>)alkyl-C(=O)-R<sup>22</sup>, -(C<sub>0</sub>-C<sub>6</sub>)alkyl-NR<sup>22</sup>-C(=O)-OR<sup>23</sup>, -(C<sub>0</sub>-C<sub>6</sub>)alkyl-O-C(=O)-

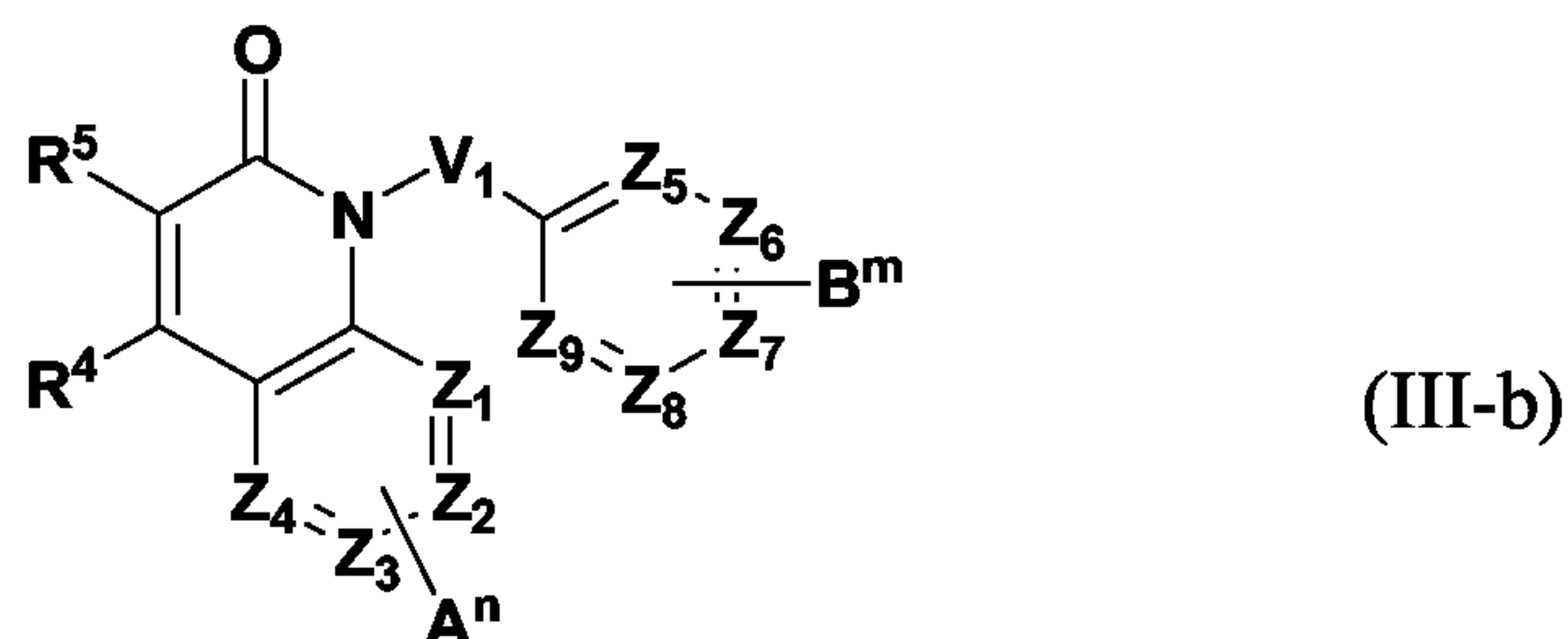


$\text{NR}^{22}\text{R}^{23}$ ,  $-(\text{C}_0\text{-C}_6)\text{alkyl-NR}^{22}\text{-C(=NR}^{23})\text{-NR}^{24}\text{R}^{25}$ ,  $-(\text{C}_0\text{-C}_6)\text{alkyl-NR}^{22}\text{-C(=O)-NR}^{23}\text{R}^{24}$   
and  $-(\text{C}_0\text{-C}_6)\text{alkyl-NR}^{22}\text{-C(=S)-NR}^{23}\text{R}^{24}$ ;

$m$  is an integer from 1 to 5;

- $\text{R}^{22}$ ,  $\text{R}^{23}$ ,  $\text{R}^{24}$  and  $\text{R}^{25}$  are each independently selected from hydrogen or an optionally  
5 substituted radical selected from the group of  $-(\text{C}_1\text{-C}_6)\text{alkylhalo}$ ,  $-(\text{C}_1\text{-C}_6)\text{alkyl}$ ,  $-(\text{C}_1\text{-C}_6)\text{alkylcyano}$ ,  $-(\text{C}_2\text{-C}_6)\text{alkynyl}$ ,  $-(\text{C}_2\text{-C}_6)\text{alkenyl}$ ,  $-(\text{C}_3\text{-C}_7)\text{cycloalkyl}$ ,  $-(\text{C}_4\text{-C}_{10})\text{-alkylcycloalkyl}$ , heteroaryl,  $-(\text{C}_1\text{-C}_6)\text{alkylheteroaryl}$ , aryl,  $-(\text{C}_1\text{-C}_6)\text{alkylaryl}$ ,  $-(\text{C}_2\text{-C}_6)\text{-alkynyl-(C}_3\text{-C}_7)\text{cycloalkyl}$ ,  $-(\text{C}_2\text{-C}_6)\text{alkynyl-heteroaryl}$ ,  $-(\text{C}_2\text{-C}_6)\text{alkynyl-aryl}$ ,  $-(\text{C}_2\text{-C}_6)\text{-alkenyl-(C}_3\text{-C}_7)\text{cycloalkyl}$ ,  $-(\text{C}_2\text{-C}_6)\text{alkenyl-heteroaryl}$  or  $-(\text{C}_2\text{-C}_6)\text{alkenyl-aryl}$ ; and  
10  $\text{R}^{22}$ ,  $\text{R}^{23}$ ,  $\text{R}^{24}$  and  $\text{R}^{25}$  may be taken together to form an optionally substituted 3 to 10 membered non-aromatic heterocyclic ring or an optionally substituted 5 to 10 membered aromatic heterocyclic ring.

- In a preferred aspect of Formula (III-a), the invention provides a compound according  
15 to Formula (III-b),



a pharmaceutically acceptable acid or base addition salt thereof, a stereochemically isomeric form thereof and an *N*-oxide form thereof, wherein :

- $\text{V}_1$  is an optionally substituted radical selected from the group of  $-(\text{C}_1\text{-C}_6)\text{alkyl}$ -,  $-(\text{C}_2\text{-C}_6)\text{alkynyl}$ -,  $-(\text{C}_2\text{-C}_6)\text{alkenyl}$ -,  $-(\text{C}_3\text{-C}_7)\text{cycloalkyl}$ -,  $-(\text{C}_3\text{-C}_8)\text{cycloalkenyl}$ -,  $-(\text{C}_1\text{-C}_6)\text{-alkylhalo}$ -,  $-(\text{C}_1\text{-C}_6)\text{alkyl-C(=O)-(C}_0\text{-C}_6)\text{alkyl}$ -,  $-(\text{C}_1\text{-C}_6)\text{alkyl-C(=O)-(C}_2\text{-C}_6)\text{alkynyl}$ -,  
20  $-(\text{C}_1\text{-C}_6)\text{alkyl-C(=O)-(C}_2\text{-C}_6)\text{alkenyl}$ -,  $-(\text{C}_1\text{-C}_6)\text{alkyl-C(=O)-(C}_3\text{-C}_7)\text{cycloalkyl}$ -,  $-(\text{C}_1\text{-C}_6)\text{alkyl-C(=O)-(C}_4\text{-C}_{10})\text{alkylcycloalkyl}$ -,  $-(\text{C}_1\text{-C}_6)\text{alkyl-C(=O)O-(C}_0\text{-C}_6)\text{alkyl}$ -,  $-(\text{C}_1\text{-C}_6)\text{alkyl-C(=O)O-(C}_2\text{-C}_6)\text{alkynyl}$ -,  $-(\text{C}_1\text{-C}_6)\text{alkyl-C(=O)O-(C}_2\text{-C}_6)\text{alkenyl}$ -,  $-(\text{C}_1\text{-C}_6)\text{-alkyl-C(=O)O-(C}_3\text{-C}_7)\text{cycloalkyl}$ -,  $-(\text{C}_1\text{-C}_6)\text{alkyl-C(=O)O-(C}_4\text{-C}_{10})\text{alkylcycloalkyl}$ -,

-(C<sub>1</sub>-C<sub>6</sub>)alkyl-C(=O)NR<sup>7</sup>-(C<sub>0</sub>-C<sub>6</sub>)alkyl-,      -(C<sub>1</sub>-C<sub>6</sub>)alkyl-C(=O)NR<sup>7</sup>-(C<sub>2</sub>-C<sub>6</sub>)alkynyl-,  
 -(C<sub>1</sub>-C<sub>6</sub>)alkyl-C(=O)NR<sup>7</sup>-(C<sub>2</sub>-C<sub>6</sub>)alkenyl-,      -(C<sub>1</sub>-C<sub>6</sub>)alkyl-C(=O)NR<sup>7</sup>-(C<sub>3</sub>-  
 C<sub>7</sub>)cycloalkyl-,    -(C<sub>1</sub>-C<sub>6</sub>)alkyl-C(=O)NR<sup>7</sup>-(C<sub>4</sub>-C<sub>10</sub>)alkylcycloalkyl-,    -(C<sub>1</sub>-C<sub>6</sub>)alkyl-O-  
 (C<sub>0</sub>-C<sub>6</sub>)alkyl-,    -(C<sub>1</sub>-C<sub>6</sub>)alkyl-O-(C<sub>2</sub>-C<sub>6</sub>)alkynyl-,    -(C<sub>1</sub>-C<sub>6</sub>)alkyl-O-(C<sub>2</sub>-C<sub>6</sub>)alkenyl-,    -(C<sub>1</sub>-  
 5 C<sub>6</sub>)alkyl-O-(C<sub>3</sub>-C<sub>7</sub>)cycloalkyl-,    -(C<sub>1</sub>-C<sub>6</sub>)alkyl-O-(C<sub>4</sub>-C<sub>10</sub>)alkylcycloalkyl-,    -(C<sub>1</sub>-C<sub>6</sub>)-  
 alkyl-S-(C<sub>0</sub>-C<sub>6</sub>)alkyl-,    -(C<sub>1</sub>-C<sub>6</sub>)alkyl-S-(C<sub>2</sub>-C<sub>6</sub>)alkynyl-,    -(C<sub>1</sub>-C<sub>6</sub>)alkyl-S-(C<sub>2</sub>-C<sub>6</sub>)-  
 alkenyl-,    -(C<sub>1</sub>-C<sub>6</sub>)alkyl-S-(C<sub>3</sub>-C<sub>7</sub>)cycloalkyl-,    -(C<sub>1</sub>-C<sub>6</sub>)alkyl-S-(C<sub>4</sub>-C<sub>10</sub>)alkylcycloalkyl-,  
 -(C<sub>1</sub>-C<sub>6</sub>)alkyl-S(O)-(C<sub>0</sub>-C<sub>6</sub>)alkyl-,    -(C<sub>1</sub>-C<sub>6</sub>)alkyl-S(O)-(C<sub>2</sub>-C<sub>6</sub>)alkynyl-,    -(C<sub>1</sub>-C<sub>6</sub>)alkyl-  
 S(O)-(C<sub>2</sub>-C<sub>6</sub>)alkenyl-,    -(C<sub>1</sub>-C<sub>6</sub>)alkyl-S(O)-(C<sub>3</sub>-C<sub>7</sub>)cycloalkyl-,    -(C<sub>1</sub>-C<sub>6</sub>)alkyl-S(O)-(C<sub>4</sub>-  
 10 C<sub>10</sub>)alkylcycloalkyl-,    -(C<sub>1</sub>-C<sub>6</sub>)alkyl-S(O)<sub>2</sub>-(C<sub>0</sub>-C<sub>6</sub>)alkyl-,    -(C<sub>1</sub>-C<sub>6</sub>)alkyl-S(O)<sub>2</sub>-(C<sub>2</sub>-C<sub>6</sub>)-  
 alkynyl-,    -(C<sub>1</sub>-C<sub>6</sub>)alkyl-S(O)<sub>2</sub>-(C<sub>2</sub>-C<sub>6</sub>)alkenyl-,    -(C<sub>1</sub>-C<sub>6</sub>)alkyl-S(O)<sub>2</sub>-(C<sub>3</sub>-C<sub>7</sub>)cycloalkyl-,  
 -(C<sub>1</sub>-C<sub>6</sub>)alkyl-S(O)<sub>2</sub>-(C<sub>4</sub>-C<sub>10</sub>)alkylcycloalkyl-,    -(C<sub>1</sub>-C<sub>6</sub>)alkyl-S(O)<sub>2</sub>NR<sup>7</sup>-(C<sub>0</sub>-C<sub>6</sub>)alkyl-,  
 -(C<sub>1</sub>-C<sub>6</sub>)alkyl-S(O)<sub>2</sub>NR<sup>7</sup>-(C<sub>2</sub>-C<sub>6</sub>)alkynyl-,    -(C<sub>1</sub>-C<sub>6</sub>)alkyl-S(O)<sub>2</sub>NR<sup>7</sup>-(C<sub>2</sub>-C<sub>6</sub>)alkenyl-,  
 -(C<sub>1</sub>-C<sub>6</sub>)alkyl-S(O)<sub>2</sub>NR<sup>7</sup>-(C<sub>3</sub>-C<sub>7</sub>)cycloalkyl-,    -(C<sub>1</sub>-C<sub>6</sub>)alkyl-S(O)<sub>2</sub>NR<sup>7</sup>-(C<sub>4</sub>-C<sub>10</sub>)alkyl-  
 15 cycloalkyl-,    -(C<sub>1</sub>-C<sub>6</sub>)alkyl-NR<sup>7</sup>-(C<sub>0</sub>-C<sub>6</sub>)alkyl-,    -(C<sub>1</sub>-C<sub>6</sub>)alkyl-NR<sup>7</sup>-(C<sub>2</sub>-C<sub>6</sub>)alkynyl-,    -(C<sub>1</sub>-  
 C<sub>6</sub>)alkyl-NR<sup>7</sup>-(C<sub>2</sub>-C<sub>6</sub>)alkenyl-,    -(C<sub>1</sub>-C<sub>6</sub>)alkyl-NR<sup>7</sup>-(C<sub>3</sub>-C<sub>7</sub>)cycloalkyl-,    -(C<sub>1</sub>-C<sub>6</sub>)alkyl-  
 NR<sup>7</sup>-(C<sub>4</sub>-C<sub>10</sub>)alkylcycloalkyl-,    -(C<sub>1</sub>-C<sub>6</sub>)alkyl-NR<sup>7</sup>C(=O)-(C<sub>0</sub>-C<sub>6</sub>)alkyl-,    -(C<sub>1</sub>-C<sub>6</sub>)alkyl-  
 NR<sup>7</sup>C(=O)-(C<sub>2</sub>-C<sub>6</sub>)alkynyl-,    -(C<sub>1</sub>-C<sub>6</sub>)alkyl-NR<sup>7</sup>C(=O)-(C<sub>2</sub>-C<sub>6</sub>)alkenyl-,    -(C<sub>1</sub>-C<sub>6</sub>)alkyl-  
 NR<sup>7</sup>C(=O)-(C<sub>3</sub>-C<sub>7</sub>)cycloalkyl-,    -(C<sub>1</sub>-C<sub>6</sub>)alkyl-NR<sup>7</sup>C(=O)-(C<sub>4</sub>-C<sub>10</sub>)alkylcycloalkyl-,  
 20 -(C<sub>1</sub>-C<sub>6</sub>)alkyl-NR<sup>7</sup>C(=O)NR<sup>8</sup>-(C<sub>0</sub>-C<sub>6</sub>)alkyl-,    -(C<sub>1</sub>-C<sub>6</sub>)alkyl-NR<sup>7</sup>C(=O)NR<sup>8</sup>-(C<sub>2</sub>-  
 C<sub>6</sub>)alkynyl-,    -(C<sub>1</sub>-C<sub>6</sub>)alkyl-NR<sup>7</sup>C(=O)NR<sup>8</sup>-(C<sub>2</sub>-C<sub>6</sub>)alkenyl-,    -(C<sub>1</sub>-C<sub>6</sub>)alkyl-NR<sup>7</sup>C(=O)-  
 NR<sup>8</sup>-(C<sub>3</sub>-C<sub>7</sub>)cycloalkyl-,    -(C<sub>1</sub>-C<sub>6</sub>)alkyl-NR<sup>7</sup>C(=O)NR<sup>8</sup>-(C<sub>4</sub>-C<sub>10</sub>)alkylcycloalkyl-,    -(C<sub>1</sub>-  
 C<sub>6</sub>)alkyl-NR<sup>7</sup>S(O)<sub>2</sub>-(C<sub>0</sub>-C<sub>6</sub>)alkyl-,    -(C<sub>1</sub>-C<sub>6</sub>)alkyl-NR<sup>7</sup>S(O)<sub>2</sub>-(C<sub>2</sub>-C<sub>6</sub>)alkynyl-,    -(C<sub>1</sub>-C<sub>6</sub>)-  
 alkyl-NR<sup>7</sup>S(O)<sub>2</sub>-(C<sub>2</sub>-C<sub>6</sub>)alkenyl-,    -(C<sub>1</sub>-C<sub>6</sub>)alkyl-NR<sup>7</sup>S(O)<sub>2</sub>-(C<sub>3</sub>-C<sub>7</sub>)cycloalkyl-,    -(C<sub>1</sub>-C<sub>6</sub>)-  
 25 alkyl-NR<sup>7</sup>S(O)<sub>2</sub>-(C<sub>4</sub>-C<sub>10</sub>)alkylcycloalkyl-,    -(C<sub>1</sub>-C<sub>6</sub>)alkyl-NR<sup>7</sup>C(=S)NR<sup>8</sup>-(C<sub>0</sub>-C<sub>6</sub>)alkyl-,  
 -(C<sub>1</sub>-C<sub>6</sub>)alkyl-NR<sup>7</sup>C(=S)NR<sup>8</sup>-(C<sub>2</sub>-C<sub>6</sub>)alkynyl-,    -(C<sub>1</sub>-C<sub>6</sub>)alkyl-NR<sup>7</sup>C(=S)NR<sup>8</sup>-(C<sub>2</sub>-C<sub>6</sub>)-  
 alkenyl-,    -(C<sub>1</sub>-C<sub>6</sub>)alkyl-NR<sup>7</sup>C(=S)NR<sup>8</sup>-(C<sub>3</sub>-C<sub>7</sub>)cycloalkyl-,    -(C<sub>1</sub>-C<sub>6</sub>)alkyl-NR<sup>7</sup>C(=S)-  
 NR<sup>8</sup>-(C<sub>4</sub>-C<sub>10</sub>)alkylcycloalkyl-,    -(C<sub>1</sub>-C<sub>6</sub>)alkyl-OC(=O)-(C<sub>0</sub>-C<sub>6</sub>)alkyl-,    -(C<sub>1</sub>-C<sub>6</sub>)alkyl-  
 OC(=O)-(C<sub>2</sub>-C<sub>6</sub>)alkynyl-,    -(C<sub>1</sub>-C<sub>6</sub>)alkyl-OC(=O)-(C<sub>2</sub>-C<sub>6</sub>)alkenyl-,    -(C<sub>1</sub>-C<sub>6</sub>)alkyl-  
 30 OC(=O)-(C<sub>3</sub>-C<sub>7</sub>)cycloalkyl-,    -(C<sub>1</sub>-C<sub>6</sub>)alkyl-OC(=O)-(C<sub>4</sub>-C<sub>10</sub>)alkylcycloalkyl-,    -(C<sub>1</sub>-C<sub>6</sub>)-  
 alkyl-OC(=O)NR<sup>7</sup>-(C<sub>0</sub>-C<sub>6</sub>)alkyl-,    -(C<sub>1</sub>-C<sub>6</sub>)alkyl-OC(=O)NR<sup>7</sup>-(C<sub>2</sub>-C<sub>6</sub>)alkynyl-,    -(C<sub>1</sub>-C<sub>6</sub>)-  
 alkyl-OC(=O)NR<sup>7</sup>-(C<sub>2</sub>-C<sub>6</sub>)alkenyl-,    -(C<sub>1</sub>-C<sub>6</sub>)alkyl-OC(=O)NR<sup>7</sup>-(C<sub>3</sub>-C<sub>7</sub>)cycloalkyl-,



-(C<sub>1</sub>-C<sub>6</sub>)alkyl-OC(=O)NR<sup>7</sup>-(C<sub>4</sub>-C<sub>10</sub>)alkylcycloalkyl-, -(C<sub>1</sub>-C<sub>6</sub>)alkyl-NR<sup>7</sup>C(=O)O-(C<sub>0</sub>-C<sub>6</sub>)alkyl-, -(C<sub>1</sub>-C<sub>6</sub>)alkyl-NR<sup>7</sup>C(=O)O-(C<sub>2</sub>-C<sub>6</sub>)alkynyl-, -(C<sub>1</sub>-C<sub>6</sub>)alkyl-NR<sup>7</sup>C(=O)O-(C<sub>2</sub>-C<sub>6</sub>)alkenyl-, -(C<sub>1</sub>-C<sub>6</sub>)alkyl-NR<sup>7</sup>C(=O)O-(C<sub>3</sub>-C<sub>7</sub>)cycloalkyl- and -(C<sub>1</sub>-C<sub>6</sub>)alkyl-NR<sup>7</sup>C(=O)O-(C<sub>4</sub>-C<sub>10</sub>)alkylcycloalkyl-;

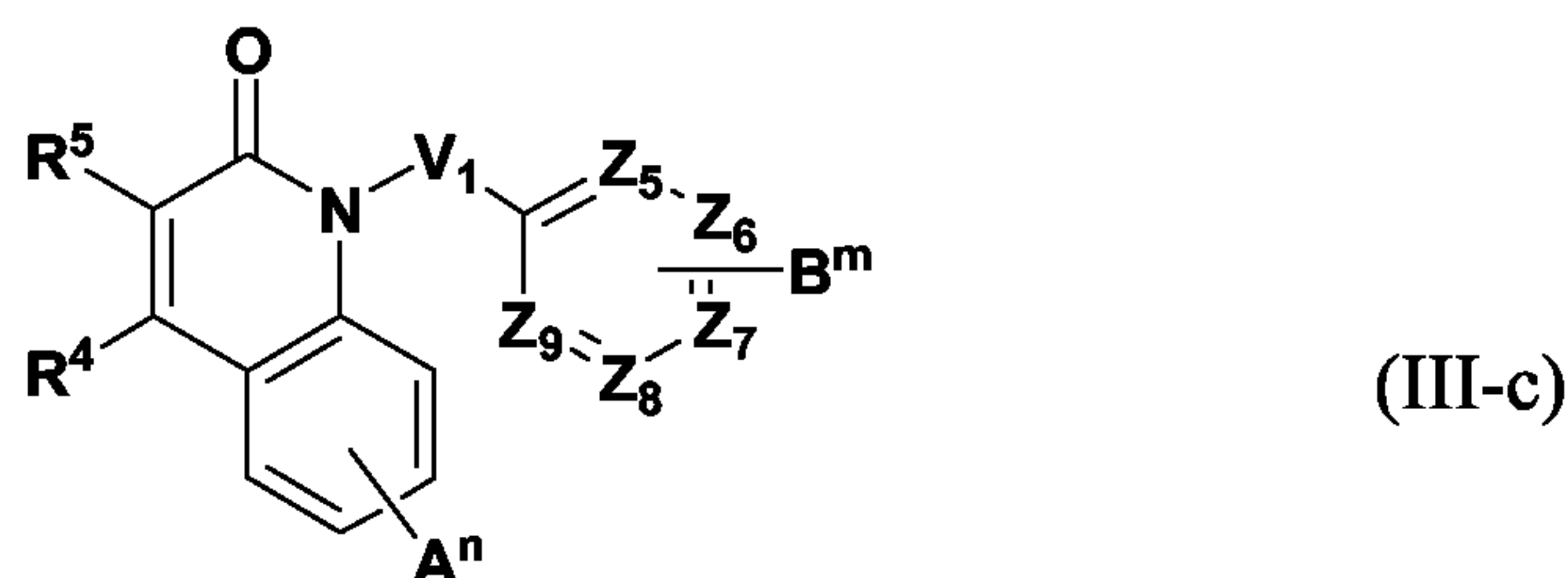
- 5 R<sup>2</sup> is selected from the group of hydrogen, halogen, -CN, -CF<sub>3</sub>, and an optionally substituted radical selected from the group of -(C<sub>1</sub>-C<sub>6</sub>)alkyl, -(C<sub>2</sub>-C<sub>6</sub>)alkenyl, -(C<sub>2</sub>-C<sub>6</sub>)alkynyl, -(C<sub>1</sub>-C<sub>6</sub>)alkylhalo, -(C<sub>3</sub>-C<sub>7</sub>)cycloalkyl, -(C<sub>1</sub>-C<sub>6</sub>)alkylcyano, -O-(C<sub>1</sub>-C<sub>6</sub>)alkyl, -O-(C<sub>1</sub>-C<sub>6</sub>)alkylhalo, -O-(C<sub>1</sub>-C<sub>6</sub>)alkylcyano, -O-(C<sub>3</sub>-C<sub>6</sub>)alkynyl, -O-(C<sub>3</sub>-C<sub>7</sub>)cycloalkyl, -O-(C<sub>2</sub>-C<sub>6</sub>)alkyl-OR<sup>26</sup>, -O-(C<sub>1</sub>-C<sub>6</sub>)alkyl-heteroaryl, -O-(C<sub>0</sub>-C<sub>6</sub>)alkylaryl, -(C<sub>0</sub>-C<sub>6</sub>)alkyl-OR<sup>26</sup>, -O-heteroaryl, -heteroaryl, -(C<sub>1</sub>-C<sub>6</sub>)alkyl-heteroaryl, -aryl, -O-aryl, -(C<sub>1</sub>-C<sub>6</sub>)alkylaryl, -(C<sub>1</sub>-C<sub>6</sub>)alkylhalo-OR<sup>26</sup>, -(C<sub>0</sub>-C<sub>6</sub>)alkyl-SR<sup>26</sup>, -(C<sub>0</sub>-C<sub>6</sub>)alkyl-S(=O)<sub>2</sub>-R<sup>26</sup>, -(C<sub>0</sub>-C<sub>6</sub>)alkyl-NR<sup>26</sup>R<sup>27</sup>, -O-(C<sub>2</sub>-C<sub>6</sub>)alkyl-NR<sup>26</sup>R<sup>27</sup>, -(C<sub>0</sub>-C<sub>6</sub>)alkyl-S(=O)<sub>2</sub>NR<sup>26</sup>R<sup>27</sup>, -(C<sub>0</sub>-C<sub>6</sub>)alkyl-NR<sup>26</sup>-S(=O)<sub>2</sub>R<sup>27</sup>, -(C<sub>0</sub>-C<sub>6</sub>)alkyl-C(=O)-NR<sup>26</sup>R<sup>27</sup>, -(C<sub>0</sub>-C<sub>6</sub>)alkyl-NR<sup>26</sup>C(=O)-R<sup>27</sup>, -O-(C<sub>1</sub>-C<sub>6</sub>)alkylC(=O)-NR<sup>26</sup>R<sup>27</sup>, -O-(C<sub>1</sub>-C<sub>6</sub>)alkyl-NR<sup>26</sup>C(=O)-R<sup>27</sup> and -(C<sub>0</sub>-C<sub>6</sub>)alkyl-C(=O)-R<sup>26</sup>;
- 10  
15

R<sup>26</sup> and R<sup>27</sup> are each independently hydrogen or an optionally substituted radical selected from the group of -(C<sub>1</sub>-C<sub>6</sub>)alkylhalo, -(C<sub>1</sub>-C<sub>6</sub>)alkylcyano, -(C<sub>0</sub>-C<sub>6</sub>)alkyl, -(C<sub>2</sub>-C<sub>6</sub>)alkynyl, -(C<sub>2</sub>-C<sub>6</sub>)alkenyl, -(C<sub>3</sub>-C<sub>7</sub>)cycloalkyl, -(C<sub>4</sub>-C<sub>10</sub>)alkylcycloalkyl, heteroaryl, -(C<sub>1</sub>-C<sub>6</sub>)alkylheteroaryl, aryl, -(C<sub>1</sub>-C<sub>6</sub>)alkylaryl, -(C<sub>2</sub>-C<sub>6</sub>)alkynyl-(C<sub>3</sub>-C<sub>7</sub>)cycloalkyl, -(C<sub>2</sub>-C<sub>6</sub>)alkynyl-heteroaryl, -(C<sub>2</sub>-C<sub>6</sub>)alkynyl-aryl, -(C<sub>2</sub>-C<sub>6</sub>)alkenyl-(C<sub>3</sub>-C<sub>7</sub>)cycloalkyl, -(C<sub>2</sub>-C<sub>6</sub>)alkenyl-heteroaryl and -(C<sub>2</sub>-C<sub>6</sub>)alkenyl-aryl; and

20

R<sup>26</sup> and R<sup>27</sup> may be taken together to form an optionally substituted 3 to 10 membered non-aromatic heterocyclic ring or an optionally substituted 5 to 10 membered aromatic heterocyclic ring.

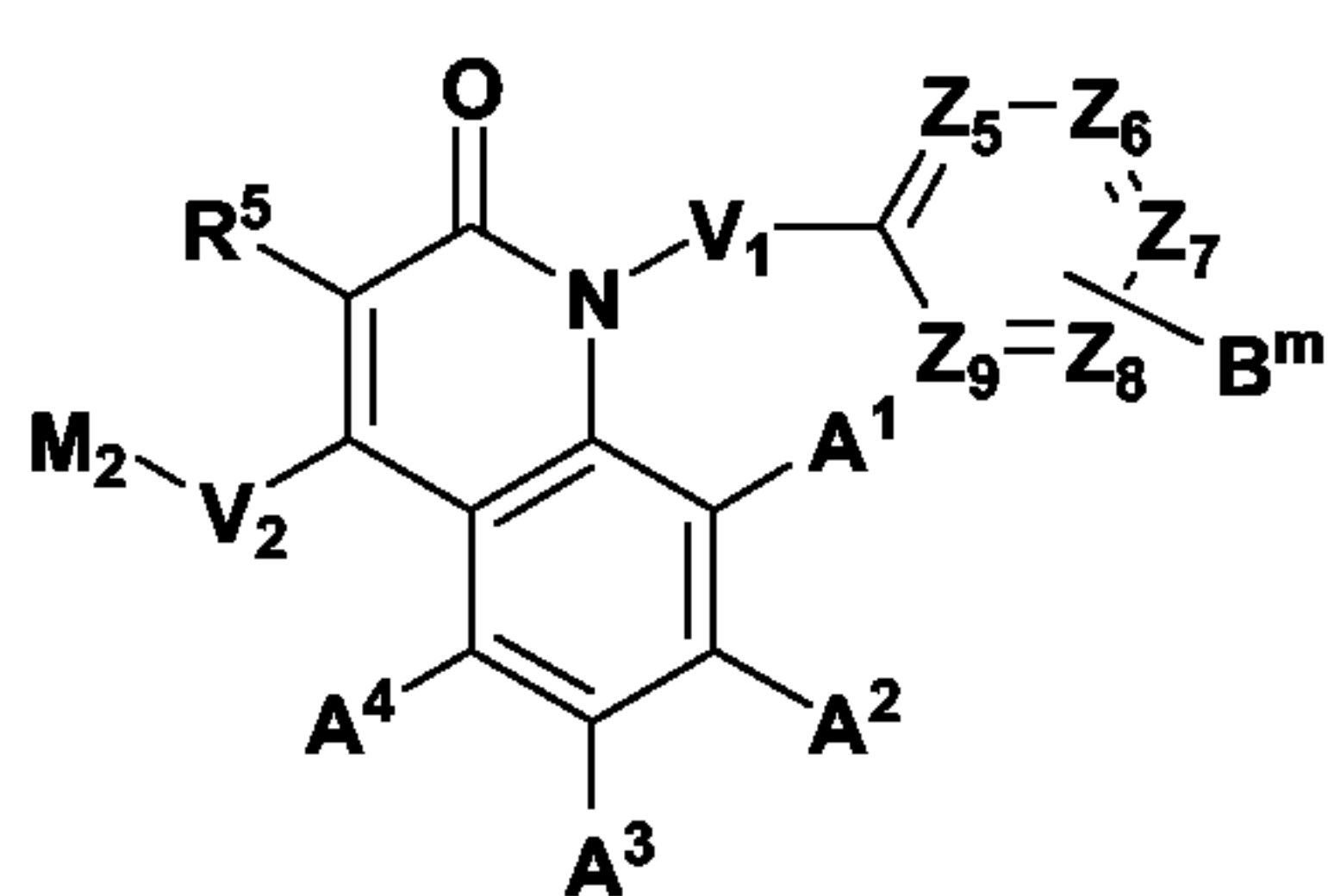
In a further preferred aspect of Formula (III-b), the invention provides a compound of Formula (III-c),



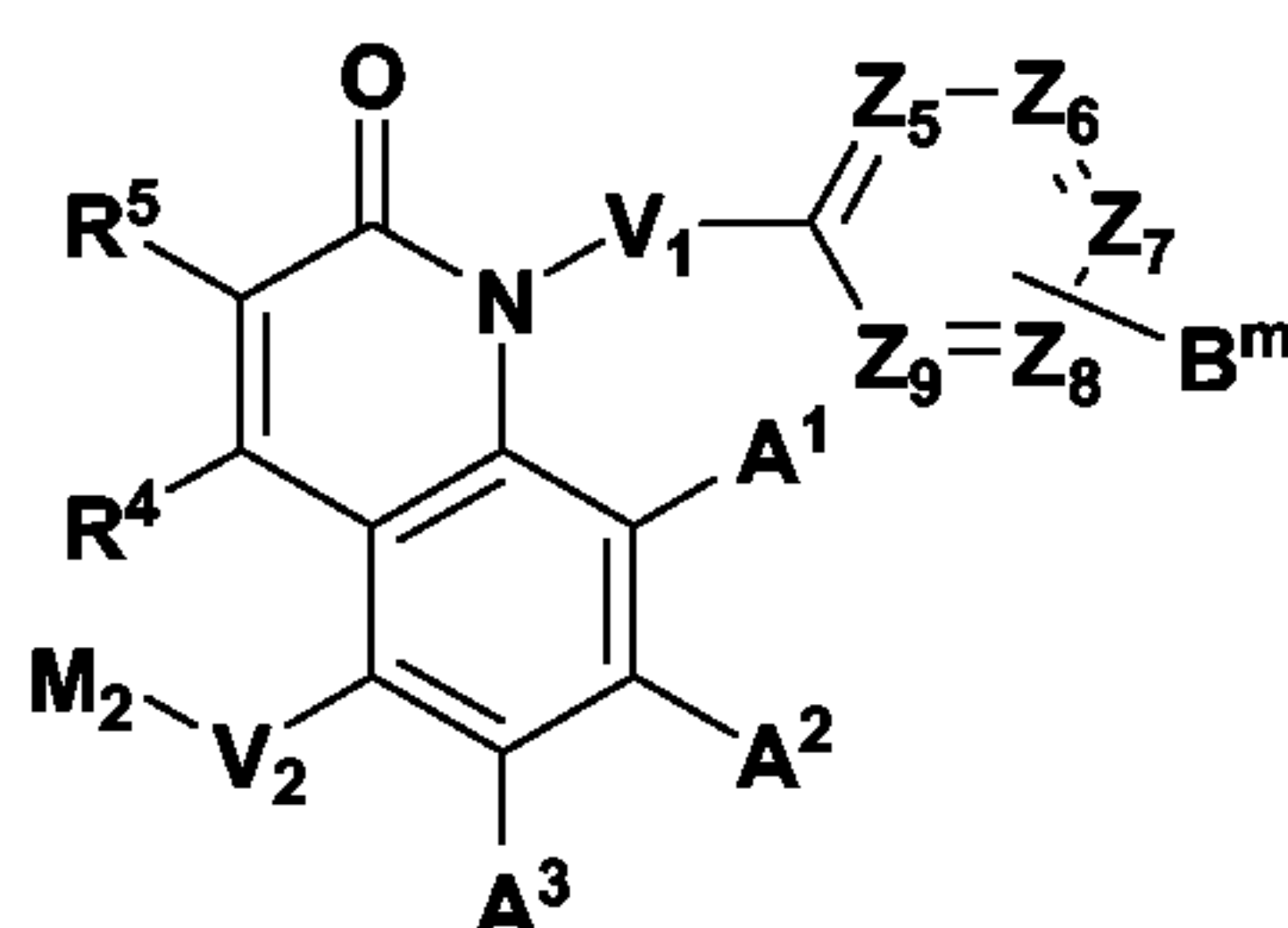
a pharmaceutically acceptable acid or base addition salt thereof, a stereochemically isomeric form thereof and an *N*-oxide form thereof.

5

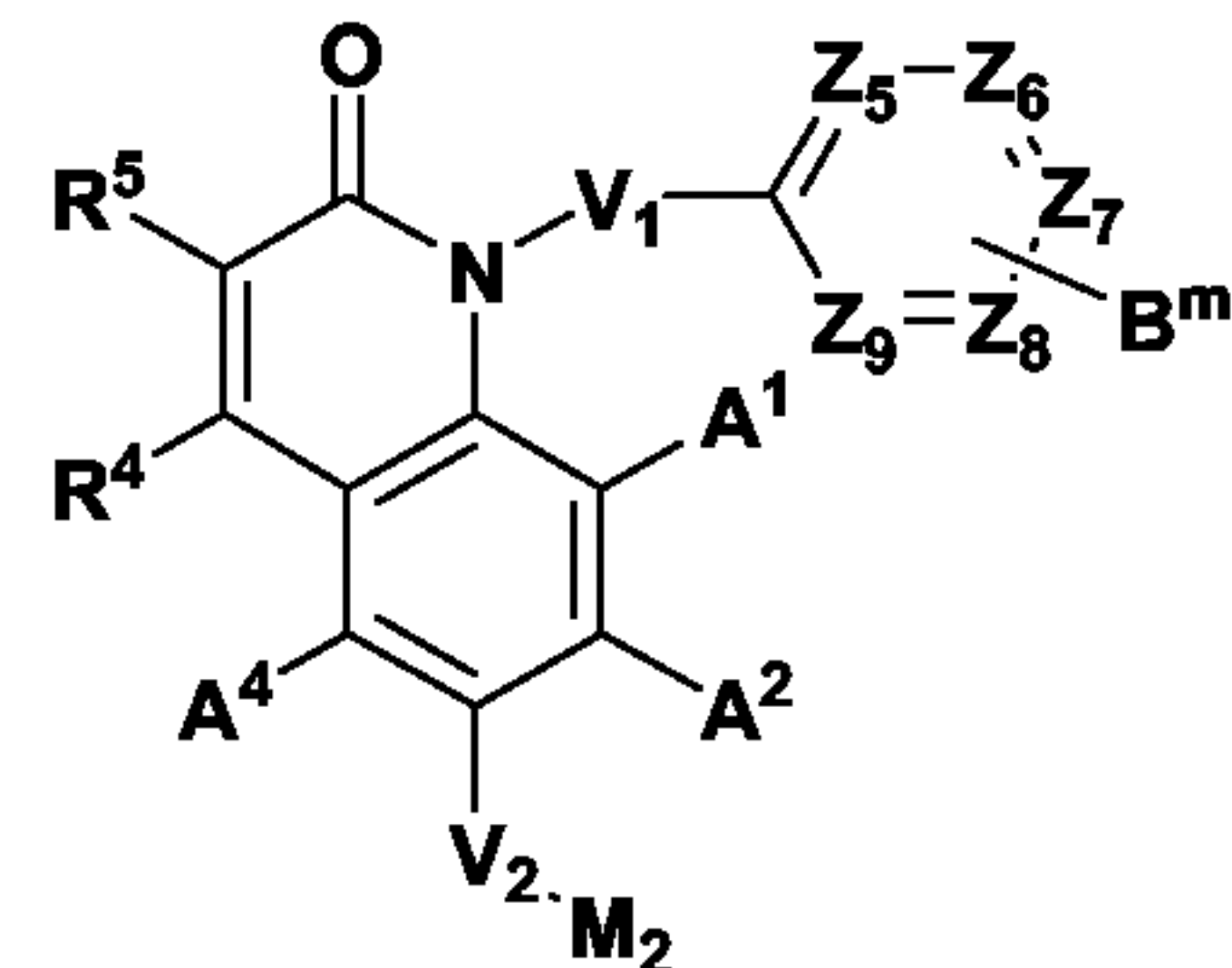
In a further preferred aspect of Formula (III-c), the invention provides a compound according to any one of (III-c1), (III-c2) or (III-c3),



(III-c1)



(III-c2)



(III-c2)

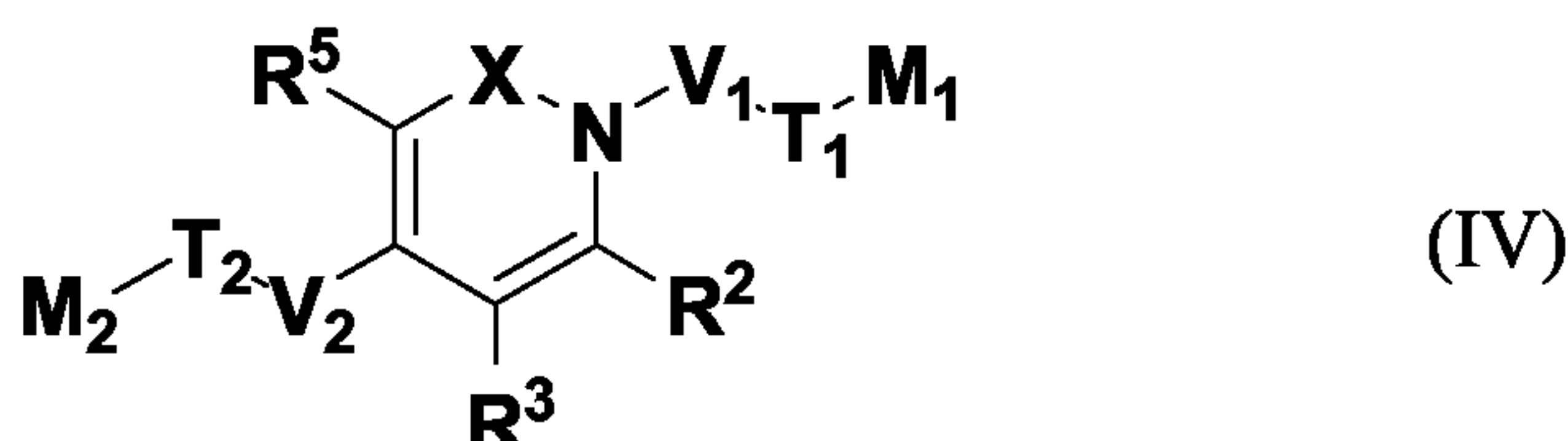
a pharmaceutically acceptable acid or base addition salt thereof, a stereochemically isomeric form thereof and an *N*-oxide form thereof, wherein :

- 10  $Z_5$ ,  $Z_6$ ,  $Z_7$ ,  $Z_8$  and  $Z_9$  are selected from C or N, provided that at least 2 carbons are present and that a free position may further be substituted by 1 to 5 radicals  $B^m$  ; and
- $R^4$ ,  $R^5$ ,  $A^1$ ,  $A^2$ ,  $A^3$  and  $A^4$  are each independently selected from the group of hydrogen, halogen, -CN, -CF<sub>3</sub>, -OCF<sub>3</sub>, and an optionally substituted radical selected from the
- 15 cycloalkenyl, -(C<sub>1</sub>-C<sub>6</sub>)alkylhalo, -(C<sub>0</sub>-C<sub>3</sub>)alkyl-O-(C<sub>1</sub>-C<sub>6</sub>)alkyl, -(C<sub>0</sub>-C<sub>3</sub>)alkyl-O-(C<sub>2</sub>-C<sub>6</sub>)alkynyl, -(C<sub>0</sub>-C<sub>3</sub>)alkyl-O-(C<sub>2</sub>-C<sub>6</sub>)alkenyl, -(C<sub>0</sub>-C<sub>3</sub>)alkyl-O-(C<sub>3</sub>-C<sub>7</sub>)cycloalkyl, -(C<sub>0</sub>-C<sub>3</sub>)alkyl-O-(C<sub>4</sub>-C<sub>10</sub>)alkylcycloalkyl, -(C<sub>0</sub>-C<sub>3</sub>)alkyl-O-(C<sub>1</sub>-C<sub>6</sub>)alkylhalo, -S-(C<sub>1</sub>-C<sub>6</sub>)alkyl,



-S-(C<sub>2</sub>-C<sub>6</sub>)alkynyl, -S-(C<sub>2</sub>-C<sub>6</sub>)alkenyl, -S-(C<sub>3</sub>-C<sub>7</sub>)cycloalkyl, -S-(C<sub>4</sub>-C<sub>10</sub>)-alkylcycloalkyl, -(C<sub>0</sub>-C<sub>3</sub>)alkyl-NR<sup>18</sup>R<sup>19</sup>, -(C<sub>0</sub>-C<sub>3</sub>)alkyl-S(O)<sub>2</sub>NR<sup>18</sup>R<sup>19</sup>, -(C<sub>0</sub>-C<sub>3</sub>)alkyl-NR<sup>18</sup>S(O)<sub>2</sub>R<sup>19</sup>, -(C<sub>0</sub>-C<sub>3</sub>)alkyl-C(=O)R<sup>18</sup>, -(C<sub>0</sub>-C<sub>3</sub>)alkyl-C(=O)OR<sup>18</sup>, -(C<sub>0</sub>-C<sub>3</sub>)alkyl-C(=O)NR<sup>18</sup>R<sup>19</sup>, -(C<sub>0</sub>-C<sub>3</sub>)alkyl-NR<sup>18</sup>C(=O)R<sup>19</sup>, -O-(C<sub>0</sub>-C<sub>3</sub>)alkyl-S(O)<sub>2</sub>NR<sup>18</sup>R<sup>19</sup>, -O-(C<sub>0</sub>-C<sub>3</sub>)alkyl-NR<sup>18</sup>S(O)<sub>2</sub>R<sup>19</sup>, -O-(C<sub>0</sub>-C<sub>3</sub>)alkyl-C(=O)R<sup>18</sup>, -O-(C<sub>0</sub>-C<sub>3</sub>)alkyl-C(=O)OR<sup>18</sup>, -O-(C<sub>0</sub>-C<sub>3</sub>)alkyl-C(=O)NR<sup>18</sup>R<sup>19</sup> and -O-(C<sub>0</sub>-C<sub>3</sub>)alkyl-NR<sup>18</sup>C(=O)R<sup>19</sup>.

In a third preferred aspect of Formula (I), the invention provides a compound according to Formula (IV)



a pharmaceutically acceptable acid or base addition salt thereof, a stereochemically isomeric form thereof and an *N*-oxide form thereof, wherein :

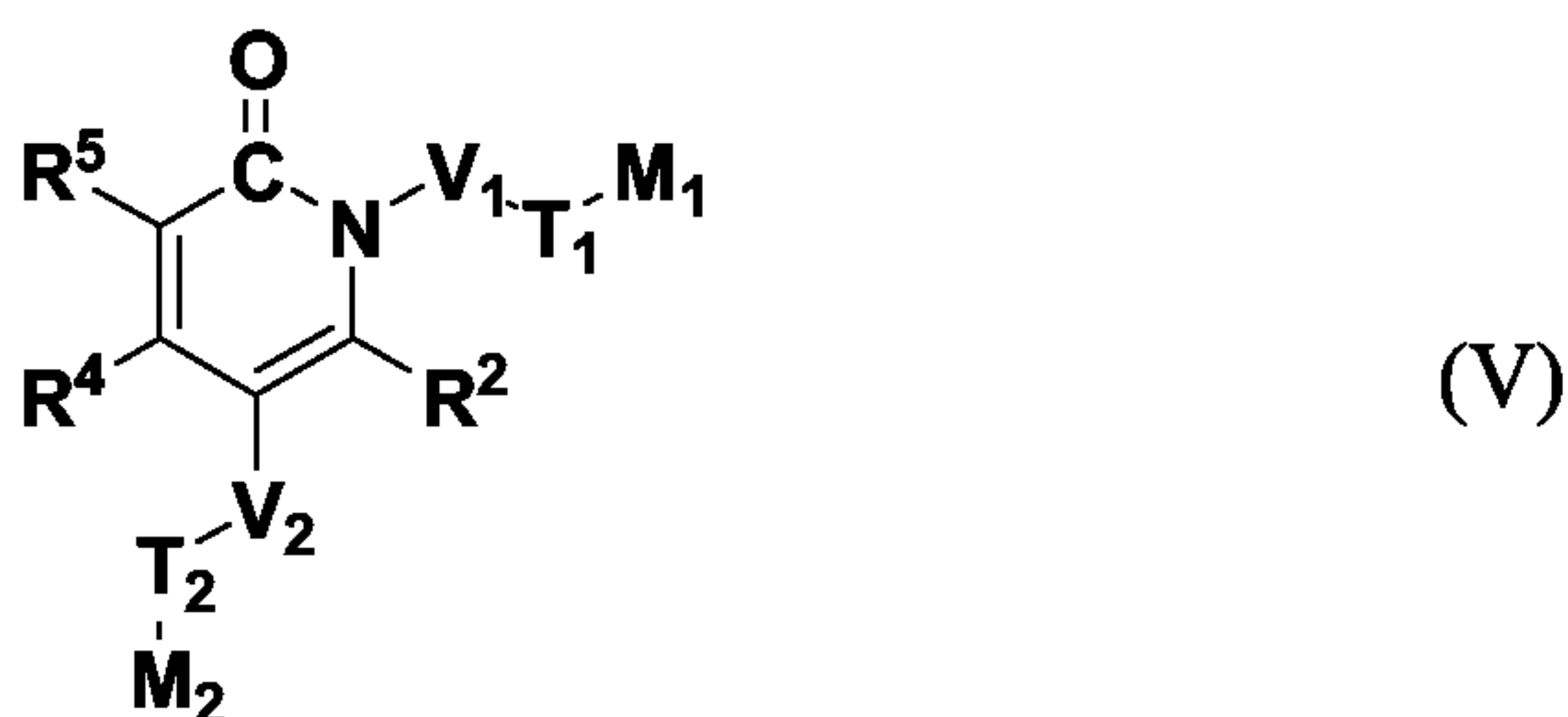
X is selected from C(=O) and S(O)<sub>2</sub>;

R<sup>2</sup>, R<sup>3</sup> and R<sup>5</sup> are each independently selected from the group of hydrogen, halogen, -CN, -OH, -NO<sub>2</sub>, -CF<sub>3</sub>, -SH, -NH<sub>2</sub>, and an optionally substituted radical selected from the group of -(C<sub>1</sub>-C<sub>6</sub>)alkyl, -(C<sub>1</sub>-C<sub>6</sub>)alkylhalo, -(C<sub>2</sub>-C<sub>6</sub>)alkynyl, -(C<sub>2</sub>-C<sub>6</sub>)alkenyl, -(C<sub>3</sub>-C<sub>7</sub>)cycloalkyl, -(C<sub>1</sub>-C<sub>6</sub>)alkylcyano, -O-(C<sub>1</sub>-C<sub>6</sub>)alkyl, -O-(C<sub>1</sub>-C<sub>6</sub>)alkylhalo, -O-(C<sub>1</sub>-C<sub>6</sub>)alkylcyano, -O-(C<sub>3</sub>-C<sub>6</sub>)alkynyl, -O-(C<sub>3</sub>-C<sub>7</sub>)cycloalkyl, -O-(C<sub>2</sub>-C<sub>6</sub>)alkenyl, -O-(C<sub>2</sub>-C<sub>6</sub>)alkyl-OR<sup>18</sup>, -O-(C<sub>1</sub>-C<sub>6</sub>)alkyl-heteroaryl, -O-(C<sub>0</sub>-C<sub>6</sub>)alkylaryl, -(C<sub>0</sub>-C<sub>6</sub>)alkyl-OR<sup>18</sup>, -(C<sub>3</sub>-C<sub>7</sub>)cycloalkyl-(C<sub>1</sub>-C<sub>6</sub>)alkyl, -O-(C<sub>3</sub>-C<sub>7</sub>)cycloalkyl-(C<sub>1</sub>-C<sub>6</sub>)alkyl, -O-heteroaryl, heteroaryl, -(C<sub>1</sub>-C<sub>6</sub>)alkyl-heteroaryl, aryl, -O-aryl, -(C<sub>1</sub>-C<sub>6</sub>)alkylaryl, -(C<sub>1</sub>-C<sub>6</sub>)alkylhalo-OR<sup>18</sup>, -(C<sub>3</sub>-C<sub>6</sub>)alkynyl-OR<sup>18</sup>, -(C<sub>3</sub>-C<sub>6</sub>)alkenyl-OR<sup>18</sup>, -(C<sub>0</sub>-C<sub>6</sub>)alkyl-SR<sup>18</sup>, -O-(C<sub>2</sub>-C<sub>6</sub>)alkyl-SR<sup>18</sup>, -(C<sub>1</sub>-C<sub>6</sub>)alkyl-S(=O)R<sup>18</sup>, -O-(C<sub>1</sub>-C<sub>6</sub>)alkyl-S(=O)R<sup>18</sup>, -(C<sub>0</sub>-C<sub>6</sub>)alkyl-S(=O)<sub>2</sub>R<sup>18</sup>, -O-(C<sub>1</sub>-C<sub>6</sub>)alkyl-S(=O)<sub>2</sub>R<sup>18</sup>, -(C<sub>0</sub>-C<sub>6</sub>)alkyl-NR<sup>18</sup>R<sup>19</sup>, -(C<sub>0</sub>-C<sub>3</sub>)alkyl-O-(C<sub>2</sub>-C<sub>6</sub>)alkyl-NR<sup>18</sup>R<sup>19</sup>, -(C<sub>0</sub>-C<sub>6</sub>)alkyl-S(=O)<sub>2</sub>NR<sup>18</sup>R<sup>19</sup>, -(C<sub>0</sub>-C<sub>6</sub>)alkyl-NR<sup>18</sup>-S(=O)<sub>2</sub>R<sup>19</sup>, -(C<sub>0</sub>-C<sub>3</sub>)alkyl-O-(C<sub>1</sub>-C<sub>6</sub>)alkyl-S(=O)<sub>2</sub>NR<sup>18</sup>R<sup>19</sup>, -(C<sub>0</sub>-C<sub>3</sub>)alkyl-O-(C<sub>1</sub>-C<sub>6</sub>)alkyl-NR<sup>18</sup>-S(=O)<sub>2</sub>R<sup>19</sup>, -(C<sub>0</sub>-C<sub>6</sub>)alkyl-C(=O)-NR<sup>18</sup>R<sup>19</sup>, -(C<sub>0</sub>-C<sub>6</sub>)alkyl-NR<sup>18</sup>C(=O)-R<sup>19</sup>, -(C<sub>0</sub>-C<sub>3</sub>)-

alkyl-O-(C<sub>1</sub>-C<sub>6</sub>)alkylC(=O)-NR<sup>18</sup>R<sup>19</sup>, -(C<sub>0</sub>-C<sub>3</sub>)alkyl-O-(C<sub>1</sub>-C<sub>6</sub>)alkyl-NR<sup>18</sup>C(=O)-R<sup>19</sup>,  
 -(C<sub>0</sub>-C<sub>6</sub>)alkyl-OC(=O)-R<sup>18</sup>, -(C<sub>0</sub>-C<sub>6</sub>)alkyl-C(=O)-OR<sup>18</sup>, -O-(C<sub>1</sub>-C<sub>6</sub>)alkyl-OC(=O)-R<sup>18</sup>,  
 -O-(C<sub>1</sub>-C<sub>6</sub>)alkyl-C(=O)-OR<sup>18</sup>, -(C<sub>0</sub>-C<sub>6</sub>)alkyl-C(=O)-R<sup>18</sup>, -O-(C<sub>1</sub>-C<sub>6</sub>)alkyl-C(=O)-R<sup>18</sup>,  
 -(C<sub>0</sub>-C<sub>6</sub>)alkyl-NR<sup>18</sup>-C(=O)-OR<sup>19</sup>, -(C<sub>0</sub>-C<sub>6</sub>)alkyl-O-C(=O)-NR<sup>18</sup>R<sup>19</sup>, -(C<sub>0</sub>-C<sub>6</sub>)alkyl-NR<sup>18</sup>-  
 5 C(=NR<sup>19</sup>)-NR<sup>20</sup>R<sup>21</sup>, -(C<sub>0</sub>-C<sub>6</sub>)alkyl-NR<sup>18</sup>-C(=O)-NR<sup>19</sup>R<sup>20</sup> and -(C<sub>0</sub>-C<sub>6</sub>)alkyl-NR<sup>18</sup>-  
 C(=S)-NR<sup>19</sup>R<sup>20</sup>;

R<sup>18</sup>, R<sup>19</sup>, R<sup>20</sup> and R<sup>21</sup> are each independently selected from hydrogen and an optionally  
 substituted radical selected from the group of -(C<sub>1</sub>-C<sub>6</sub>)alkylhalo, -(C<sub>1</sub>-C<sub>6</sub>)alkyl, -(C<sub>1</sub>-  
 C<sub>6</sub>)alkylcyano, -(C<sub>2</sub>-C<sub>6</sub>)alkynyl, -(C<sub>2</sub>-C<sub>6</sub>)alkenyl, -(C<sub>3</sub>-C<sub>7</sub>)cycloalkyl, -(C<sub>4</sub>-C<sub>10</sub>)-  
 10 alkylcycloalkyl, heteroaryl, -(C<sub>1</sub>-C<sub>6</sub>)alkylheteroaryl, aryl, -(C<sub>1</sub>-C<sub>6</sub>)alkylaryl, -(C<sub>2</sub>-C<sub>6</sub>)-  
 alkynyl-(C<sub>3</sub>-C<sub>7</sub>)cycloalkyl, -(C<sub>2</sub>-C<sub>6</sub>)alkynyl-heteroaryl, -(C<sub>2</sub>-C<sub>6</sub>)alkynyl-aryl, -(C<sub>2</sub>-  
 C<sub>6</sub>)alkenyl-(C<sub>3</sub>-C<sub>7</sub>)cycloalkyl, -(C<sub>2</sub>-C<sub>6</sub>)alkenyl-heteroaryl and -(C<sub>2</sub>-C<sub>6</sub>)alkenyl-aryl; and  
 R<sup>18</sup>, R<sup>19</sup>, R<sup>20</sup> and R<sup>21</sup> may be taken together to form an optionally substituted 3 to 10  
 15 membered non-aromatic heterocyclic ring or an optionally substituted 5 to 10  
 membered aromatic heterocyclic ring.

In a fourth preferred aspect of Formula (I), the invention provides a compound of  
 Formula (V)



a pharmaceutically acceptable acid or base addition salt thereof, a stereochemically  
 20 isomeric form thereof and an *N*-oxide form thereof, wherein :

R<sup>2</sup>, R<sup>4</sup> and R<sup>5</sup> are each independently selected from the group of hydrogen, halogen,  
 -CN, -OH, -NO<sub>2</sub>, -CF<sub>3</sub>, -SH, -NH<sub>2</sub>, and an optionally substituted radical selected from  
 the group of -(C<sub>1</sub>-C<sub>6</sub>)alkyl, -(C<sub>1</sub>-C<sub>6</sub>)alkylhalo, -(C<sub>2</sub>-C<sub>6</sub>)alkynyl, -(C<sub>2</sub>-C<sub>6</sub>)alkenyl, -(C<sub>3</sub>-  
 C<sub>7</sub>)cycloalkyl, -(C<sub>1</sub>-C<sub>6</sub>)alkylcyano, -O-(C<sub>1</sub>-C<sub>6</sub>)alkyl, -O-(C<sub>1</sub>-C<sub>6</sub>)alkylhalo, -O-(C<sub>1</sub>-C<sub>6</sub>)-  
 25 alkylcyano, -O-(C<sub>3</sub>-C<sub>6</sub>)alkynyl, -O-(C<sub>3</sub>-C<sub>7</sub>)cycloalkyl, -O-(C<sub>2</sub>-C<sub>6</sub>)alkenyl, -O-(C<sub>2</sub>-

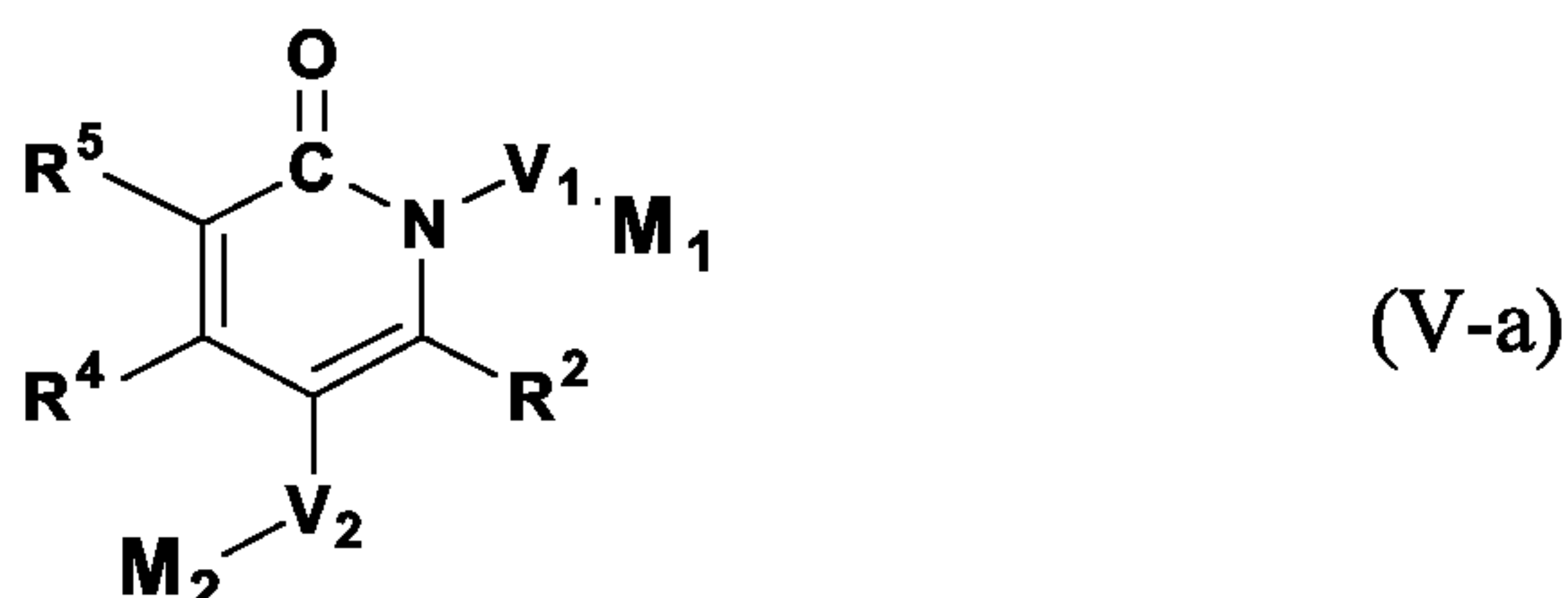


$C_6$ alkyl-OR<sup>18</sup>, -O-(C<sub>1</sub>-C<sub>6</sub>)alkyl-heteroaryl, -O-(C<sub>0</sub>-C<sub>6</sub>)alkylaryl, -(C<sub>0</sub>-C<sub>6</sub>)alkyl-OR<sup>18</sup>,  
 -(C<sub>3</sub>-C<sub>7</sub>)cycloalkyl-(C<sub>1</sub>-C<sub>6</sub>)alkyl, -O-(C<sub>3</sub>-C<sub>7</sub>)cycloalkyl-(C<sub>1</sub>-C<sub>6</sub>)alkyl, -O-heteroaryl,  
 heteroaryl, -(C<sub>1</sub>-C<sub>6</sub>)alkyl-heteroaryl, aryl, -O-aryl, -(C<sub>1</sub>-C<sub>6</sub>)alkylaryl, -(C<sub>1</sub>-C<sub>6</sub>)alkylhalo-  
 OR<sup>18</sup>, -(C<sub>3</sub>-C<sub>6</sub>)alkynyl-OR<sup>18</sup>, -(C<sub>3</sub>-C<sub>6</sub>)alkenyl-OR<sup>18</sup>, -(C<sub>0</sub>-C<sub>6</sub>)alkyl-SR<sup>18</sup>, -O-(C<sub>2</sub>-C<sub>6</sub>)-  
 5 alkyl-SR<sup>18</sup>, -(C<sub>1</sub>-C<sub>6</sub>)alkyl-S(=O)R<sup>18</sup>, -O-(C<sub>1</sub>-C<sub>6</sub>)alkyl-S(=O)R<sup>18</sup>, -(C<sub>0</sub>-C<sub>6</sub>)alkyl-  
 S(=O)<sub>2</sub>R<sup>18</sup>, -O-(C<sub>1</sub>-C<sub>6</sub>)alkyl-S(=O)<sub>2</sub>R<sup>18</sup>, -(C<sub>0</sub>-C<sub>6</sub>)alkyl-NR<sup>18</sup>R<sup>19</sup>, -(C<sub>0</sub>-C<sub>3</sub>)alkyl-O-(C<sub>2</sub>-  
 C<sub>6</sub>)alkyl-NR<sup>18</sup>R<sup>19</sup>, -(C<sub>0</sub>-C<sub>6</sub>)alkyl-S(=O)<sub>2</sub>NR<sup>18</sup>R<sup>19</sup>, -(C<sub>0</sub>-C<sub>6</sub>)alkyl-NR<sup>18</sup>-S(=O)<sub>2</sub>R<sup>19</sup>, -(C<sub>0</sub>-  
 C<sub>3</sub>)alkyl-O-(C<sub>1</sub>-C<sub>6</sub>)alkyl-S(=O)<sub>2</sub>NR<sup>18</sup>R<sup>19</sup>, -(C<sub>0</sub>-C<sub>3</sub>)alkyl-O-(C<sub>1</sub>-C<sub>6</sub>)alkyl-NR<sup>18</sup>-  
 S(=O)<sub>2</sub>R<sup>19</sup>, -(C<sub>0</sub>-C<sub>6</sub>)alkyl-C(=O)-NR<sup>18</sup>R<sup>19</sup>, -(C<sub>0</sub>-C<sub>6</sub>)alkyl-NR<sup>18</sup>C(=O)-R<sup>19</sup>, -(C<sub>0</sub>-  
 10 C<sub>3</sub>)alkyl-O-(C<sub>1</sub>-C<sub>6</sub>)alkylC(=O)-NR<sup>18</sup>R<sup>19</sup>, -(C<sub>0</sub>-C<sub>3</sub>)alkyl-O-(C<sub>1</sub>-C<sub>6</sub>)alkyl-NR<sup>18</sup>C(=O)-  
 R<sup>19</sup>, -(C<sub>0</sub>-C<sub>6</sub>)alkyl-OC(=O)-R<sup>18</sup>, -(C<sub>0</sub>-C<sub>6</sub>)alkyl-C(=O)-OR<sup>18</sup>, -O-(C<sub>1</sub>-C<sub>6</sub>)alkyl-OC(=O)-  
 R<sup>18</sup>, -O-(C<sub>1</sub>-C<sub>6</sub>)alkyl-C(=O)-OR<sup>18</sup>, -(C<sub>0</sub>-C<sub>6</sub>)alkyl-C(=O)-R<sup>18</sup>, -O-(C<sub>1</sub>-C<sub>6</sub>)alkyl-C(=O)-  
 R<sup>18</sup>, -(C<sub>0</sub>-C<sub>6</sub>)alkyl-NR<sup>18</sup>-C(=O)-OR<sup>19</sup>, -(C<sub>0</sub>-C<sub>6</sub>)alkyl-O-C(=O)-NR<sup>18</sup>R<sup>19</sup>, -(C<sub>0</sub>-C<sub>6</sub>)alkyl-  
 NR<sup>18</sup>-C(=NR<sup>19</sup>)-NR<sup>20</sup>R<sup>21</sup>, -(C<sub>0</sub>-C<sub>6</sub>)alkyl-NR<sup>18</sup>-C(=O)-NR<sup>19</sup>R<sup>20</sup> and -(C<sub>0</sub>-C<sub>6</sub>)alkyl-NR<sup>18</sup>-  
 15 C(=S)-NR<sup>19</sup>R<sup>20</sup>;

R<sup>18</sup>, R<sup>19</sup>, R<sup>20</sup> and R<sup>21</sup> are each independently selected from hydrogen and an optionally  
 substituted radical selected from the group of -(C<sub>1</sub>-C<sub>6</sub>)alkylhalo, -(C<sub>1</sub>-C<sub>6</sub>)alkyl, -(C<sub>1</sub>-  
 C<sub>6</sub>)alkylcyano, -(C<sub>2</sub>-C<sub>6</sub>)alkynyl, -(C<sub>2</sub>-C<sub>6</sub>)alkenyl, -(C<sub>3</sub>-C<sub>7</sub>)cycloalkyl, -(C<sub>4</sub>-C<sub>10</sub>)-  
 alkylcycloalkyl, heteroaryl, -(C<sub>1</sub>-C<sub>6</sub>)alkylheteroaryl, aryl, -(C<sub>1</sub>-C<sub>6</sub>)alkylaryl, -(C<sub>2</sub>-C<sub>6</sub>)-  
 20 alkynyl-(C<sub>3</sub>-C<sub>7</sub>)cycloalkyl, -(C<sub>2</sub>-C<sub>6</sub>)alkynyl-heteroaryl, -(C<sub>2</sub>-C<sub>6</sub>)alkynyl-aryl, -(C<sub>2</sub>-C<sub>6</sub>)-  
 alkenyl-(C<sub>3</sub>-C<sub>7</sub>)cycloalkyl, -(C<sub>2</sub>-C<sub>6</sub>)alkenyl-heteroaryl and -(C<sub>2</sub>-C<sub>6</sub>)alkenyl-aryl; and

R<sup>18</sup>, R<sup>19</sup>, R<sup>20</sup> and R<sup>21</sup> may be taken together to form an optionally substituted 3 to 10  
 membered non-aromatic heterocyclic ring or an optionally substituted 5 to 10  
 membered aromatic heterocyclic ring.

In a further preferred aspect of Formula (V), the invention provides a compound according to Formula (V-a),



a pharmaceutically acceptable acid or base addition salt thereof, a stereochemically isomeric form thereof and an *N*-oxide form thereof, wherein :

5  $V_1$  is not a covalent bond ;

$V_2$  is selected from the group of a covalent bond, -O-, -C(=O)-, -C(=O)O-, -C(=O)NR<sup>10</sup>-, -S-, -S(O)-, -S(O)<sub>2</sub>-, -S(O)<sub>2</sub>NR<sup>10</sup>-, -NR<sup>10</sup>-, -NR<sup>10</sup>C(=O)-, -NR<sup>10</sup>C(=O)NR<sup>11</sup>-, -NR<sup>10</sup>S(O)<sub>2</sub>-, -NR<sup>10</sup>C(=S)NR<sup>11</sup>-, -OC(=O)-, -OC(=O)NR<sup>10</sup>-, -NR<sup>10</sup>C(=O)O-, and an optionally substituted radical selected from the group of -

10 (C<sub>1</sub>-C<sub>6</sub>)alkyl, -(C<sub>2</sub>-C<sub>6</sub>)alkynyl, -(C<sub>2</sub>-C<sub>6</sub>)alkenyl, -(C<sub>3</sub>-C<sub>7</sub>)cycloalkyl, -(C<sub>3</sub>-C<sub>8</sub>)cycloalkenyl, -(C<sub>1</sub>-C<sub>6</sub>)alkylhalo, -O-(C<sub>1</sub>-C<sub>6</sub>)alkyl, -O-(C<sub>2</sub>-C<sub>6</sub>)alkynyl, -O-(C<sub>2</sub>-C<sub>6</sub>)alkenyl, -O-(C<sub>3</sub>-C<sub>7</sub>)cycloalkyl, -O-(C<sub>4</sub>-C<sub>10</sub>)alkylcycloalkyl, -C(=O)-(C<sub>1</sub>-C<sub>6</sub>)alkyl, -C(=O)-(C<sub>2</sub>-C<sub>6</sub>)alkynyl, -C(=O)-(C<sub>2</sub>-C<sub>6</sub>)alkenyl, -C(=O)-(C<sub>3</sub>-C<sub>7</sub>)alkylcycloalkyl, -C(=O)-(C<sub>4</sub>-C<sub>10</sub>)cycloalkyl, -C(=O)O-(C<sub>1</sub>-C<sub>6</sub>)alkyl, -C(=O)O-(C<sub>2</sub>-C<sub>6</sub>)alkynyl, -C(=O)O-(C<sub>2</sub>-C<sub>6</sub>)alkenyl, -C(=O)O-(C<sub>3</sub>-C<sub>7</sub>)cycloalkyl, -C(=O)O-(C<sub>4</sub>-C<sub>10</sub>)alkylcycloalkyl, -C(=O)NR<sup>10</sup>-(C<sub>1</sub>-C<sub>6</sub>)alkyl, -C(=O)NR<sup>10</sup>-(C<sub>2</sub>-C<sub>6</sub>)alkynyl, -C(=O)NR<sup>10</sup>-(C<sub>2</sub>-C<sub>6</sub>)alkenyl, -C(=O)NR<sup>10</sup>-(C<sub>3</sub>-C<sub>7</sub>)cycloalkyl, -C(=O)NR<sup>10</sup>-(C<sub>4</sub>-C<sub>10</sub>)alkylcycloalkyl, -S-(C<sub>1</sub>-C<sub>6</sub>)alkyl, -S-(C<sub>2</sub>-C<sub>6</sub>)alkynyl, -S-(C<sub>2</sub>-C<sub>6</sub>)alkenyl, -S-(C<sub>3</sub>-C<sub>7</sub>)cycloalkyl, -S-(C<sub>4</sub>-C<sub>10</sub>)alkylcycloalkyl, -S(O)-(C<sub>1</sub>-C<sub>6</sub>)alkyl, -O-(C<sub>2</sub>-C<sub>6</sub>)alkynyl, -S(O)-(C<sub>2</sub>-C<sub>6</sub>)alkenyl, -S(O)-(C<sub>3</sub>-C<sub>7</sub>)cycloalkyl, -S(O)-(C<sub>4</sub>-C<sub>10</sub>)alkylcycloalkyl, -S(O)<sub>2</sub>-(C<sub>1</sub>-C<sub>6</sub>)alkyl, -S(O)<sub>2</sub>-(C<sub>2</sub>-C<sub>6</sub>)alkynyl, -S(O)<sub>2</sub>-(C<sub>2</sub>-C<sub>6</sub>)alkenyl, -S(O)<sub>2</sub>-(C<sub>3</sub>-C<sub>7</sub>)cycloalkyl, -S(O)<sub>2</sub>-(C<sub>4</sub>-C<sub>10</sub>)alkylcycloalkyl, -S(O)<sub>2</sub>NR<sup>10</sup>-(C<sub>1</sub>-C<sub>6</sub>)alkyl, -S(O)<sub>2</sub>NR<sup>10</sup>-(C<sub>2</sub>-C<sub>6</sub>)alkynyl, -S(O)<sub>2</sub>NR<sup>10</sup>-(C<sub>2</sub>-C<sub>6</sub>)alkenyl, -S(O)<sub>2</sub>NR<sup>10</sup>-(C<sub>3</sub>-C<sub>7</sub>)cycloalkyl, -S(O)<sub>2</sub>NR<sup>10</sup>-(C<sub>4</sub>-C<sub>10</sub>)alkylcycloalkyl, -NR<sup>10</sup>-(C<sub>1</sub>-C<sub>6</sub>)alkyl, -NR<sup>10</sup>-(C<sub>2</sub>-C<sub>6</sub>)alkynyl, -NR<sup>10</sup>-(C<sub>2</sub>-C<sub>6</sub>)alkenyl, -NR<sup>10</sup>-(C<sub>3</sub>-C<sub>7</sub>)cycloalkyl, -NR<sup>10</sup>-(C<sub>4</sub>-C<sub>10</sub>)alkylcycloalkyl, -NR<sup>10</sup>C(=O)-(C<sub>1</sub>-C<sub>6</sub>)alkyl, -NR<sup>10</sup>C(=O)-(C<sub>2</sub>-C<sub>6</sub>)alkynyl, -NR<sup>10</sup>C(=O)-(C<sub>2</sub>-C<sub>6</sub>)alkenyl, -NR<sup>10</sup>C(=O)-

25



(C<sub>3</sub>-C<sub>7</sub>)cycloalkyl, -NR<sup>10</sup>C(=O)-(C<sub>4</sub>-C<sub>10</sub>)alkylcycloalkyl, -NR<sup>10</sup>C(=O)NR<sup>11</sup>-(C<sub>1</sub>-C<sub>6</sub>)-  
 alkyl, -NR<sup>10</sup>C(=O)NR<sup>11</sup>-(C<sub>2</sub>-C<sub>6</sub>)alkynyl, -NR<sup>10</sup>C(=O)NR<sup>11</sup>-(C<sub>2</sub>-C<sub>6</sub>)alkenyl,  
 -NR<sup>10</sup>C(=O)NR<sup>11</sup>-(C<sub>3</sub>-C<sub>7</sub>)cycloalkyl, -NR<sup>10</sup>C(=O)NR<sup>11</sup>-(C<sub>4</sub>-C<sub>10</sub>)alkylcycloalkyl,  
 -NR<sup>10</sup>S(O)<sub>2</sub>-(C<sub>1</sub>-C<sub>6</sub>)alkyl, -NR<sup>10</sup>S(O)<sub>2</sub>-(C<sub>2</sub>-C<sub>6</sub>)alkynyl, -NR<sup>10</sup>S(O)<sub>2</sub>-(C<sub>2</sub>-C<sub>6</sub>)alkenyl,  
 5 -NR<sup>10</sup>S(O)<sub>2</sub>-(C<sub>3</sub>-C<sub>7</sub>)cycloalkyl, -NR<sup>10</sup>S(O)<sub>2</sub>-(C<sub>4</sub>-C<sub>10</sub>)alkylcycloalkyl, -NR<sup>10</sup>C(=S)NR<sup>11</sup>-  
 -(C<sub>1</sub>-C<sub>6</sub>)alkyl, -NR<sup>10</sup>C(=S)NR<sup>11</sup>-(C<sub>2</sub>-C<sub>6</sub>)alkynyl, -NR<sup>10</sup>C(=S)NR<sup>11</sup>-(C<sub>2</sub>-C<sub>6</sub>)alkenyl,  
 -NR<sup>10</sup>C(=S)NR<sup>11</sup>-(C<sub>3</sub>-C<sub>7</sub>)cycloalkyl, -NR<sup>10</sup>C(=S)NR<sup>11</sup>-(C<sub>4</sub>-C<sub>10</sub>)alkylcycloalkyl,  
 -OC(=O)-(C<sub>1</sub>-C<sub>6</sub>)alkyl, -OC(=O)-(C<sub>2</sub>-C<sub>6</sub>)alkynyl, -OC(=O)-(C<sub>2</sub>-C<sub>6</sub>)alkenyl, -OC(=O)-  
 (C<sub>4</sub>-C<sub>10</sub>)alkylcycloalkyl, -OC(=O)-(C<sub>3</sub>-C<sub>7</sub>)cycloalkyl, -OC(=O)NR<sup>10</sup>-(C<sub>1</sub>-C<sub>6</sub>)alkyl,  
 10 -OC(=O)NR<sup>10</sup>-(C<sub>2</sub>-C<sub>6</sub>)alkynyl, -OC(=O)NR<sup>10</sup>-(C<sub>2</sub>-C<sub>6</sub>)alkenyl, -OC(=O)NR<sup>10</sup>-(C<sub>4</sub>-C<sub>10</sub>)-  
 alkylcycloalkyl, -OC(=O)NR<sup>10</sup>-(C<sub>3</sub>-C<sub>7</sub>)cycloalkyl, -NR<sup>10</sup>C(=O)O-(C<sub>1</sub>-C<sub>6</sub>)alkyl,  
 -NR<sup>10</sup>C(=O)O-(C<sub>2</sub>-C<sub>6</sub>)alkynyl, -NR<sup>10</sup>C(=O)O-(C<sub>2</sub>-C<sub>6</sub>)alkenyl, -NR<sup>10</sup>C(=O)O-(C<sub>3</sub>-C<sub>7</sub>)-  
 cycloalkyl, -NR<sup>10</sup>C(=O)O-(C<sub>4</sub>-C<sub>10</sub>)alkylcycloalkyl, -NR<sup>10</sup>C(=NR<sup>11</sup>)NR<sup>12</sup>-(C<sub>1</sub>-C<sub>6</sub>)alkyl,  
 -NR<sup>10</sup>C(=NR<sup>11</sup>)NR<sup>12</sup>-(C<sub>2</sub>-C<sub>6</sub>)alkynyl, -NR<sup>10</sup>C(=NR<sup>11</sup>)NR<sup>12</sup>-(C<sub>2</sub>-C<sub>6</sub>)alkenyl,  
 15 -NR<sup>10</sup>C(=NR<sup>11</sup>)NR<sup>12</sup>-(C<sub>3</sub>-C<sub>7</sub>)cycloalkyl, -NR<sup>10</sup>C(=NR<sup>11</sup>)NR<sup>12</sup>-(C<sub>4</sub>-C<sub>10</sub>)alkylcycloalkyl,  
 -NR<sup>10</sup>C(=NR<sup>11</sup>)-(C<sub>1</sub>-C<sub>6</sub>)alkyl, -NR<sup>10</sup>C(=NR<sup>11</sup>)-(C<sub>2</sub>-C<sub>6</sub>)alkynyl, -NR<sup>10</sup>C(=NR<sup>11</sup>)-(C<sub>2</sub>-  
 C<sub>6</sub>)alkenyl, -NR<sup>10</sup>C(=NR<sup>11</sup>)-(C<sub>3</sub>-C<sub>7</sub>)cycloalkyl, -NR<sup>10</sup>C(=NR<sup>11</sup>)-(C<sub>4</sub>-  
 C<sub>10</sub>)alkylcycloalkyl, -C(=NR<sup>10</sup>)NR<sup>11</sup>-(C<sub>1</sub>-C<sub>6</sub>)alkyl, -C(=NR<sup>10</sup>)NR<sup>11</sup>-(C<sub>2</sub>-C<sub>6</sub>)alkynyl,  
 -C(=NR<sup>10</sup>)NR<sup>11</sup>-(C<sub>2</sub>-C<sub>6</sub>)alkenyl, -C(=NR<sup>10</sup>)NR<sup>11</sup>-(C<sub>3</sub>-C<sub>7</sub>)cycloalkyl and  
 20 -C(=NR<sup>10</sup>)NR<sup>11</sup>-(C<sub>4</sub>-C<sub>10</sub>)alkylcycloalkyl; and

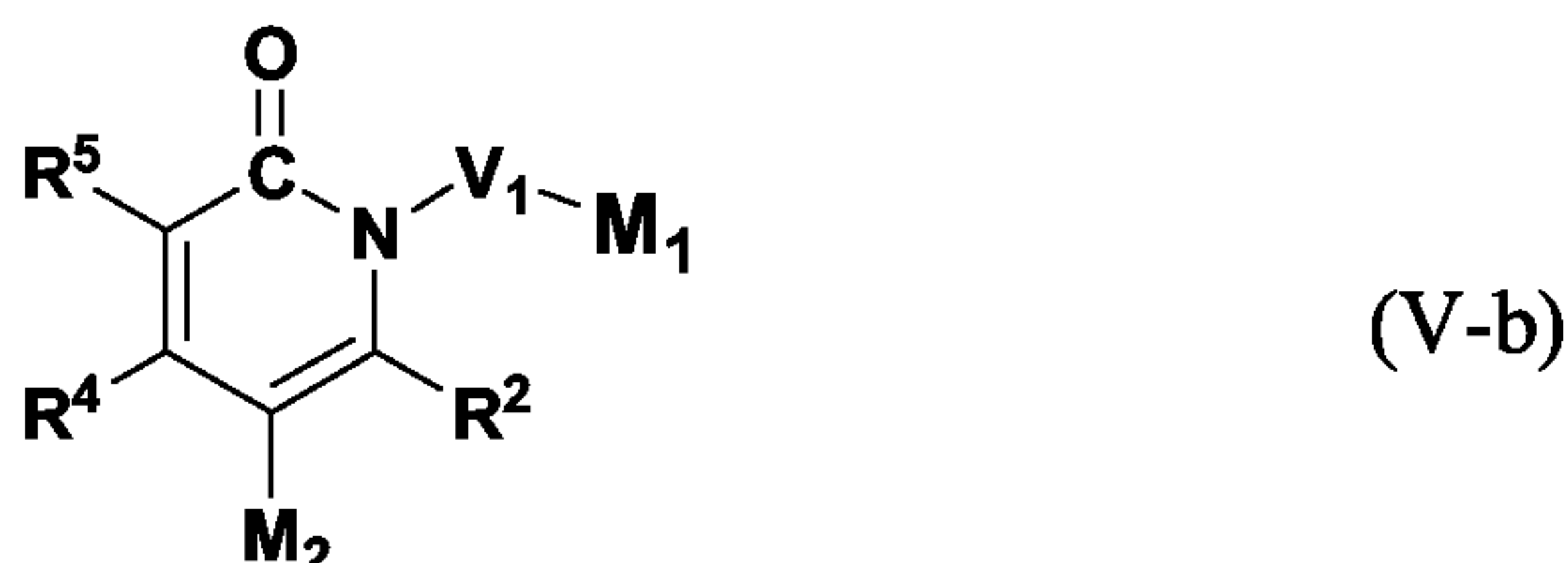
R<sup>2</sup>, R<sup>4</sup> and R<sup>5</sup> are each independently selected from the group of hydrogen, halogen,  
 -CN, -OH, -NO<sub>2</sub>, -CF<sub>3</sub>, -SH, -NH<sub>2</sub>, and an optionally substituted radical selected from  
 the group of -(C<sub>1</sub>-C<sub>6</sub>)alkyl, -(C<sub>1</sub>-C<sub>6</sub>)alkylhalo, -(C<sub>2</sub>-C<sub>6</sub>)alkynyl, -(C<sub>2</sub>-C<sub>6</sub>)alkenyl, -(C<sub>3</sub>-  
 C<sub>7</sub>)cycloalkyl, -(C<sub>1</sub>-C<sub>6</sub>)alkylcyano, -O-(C<sub>1</sub>-C<sub>6</sub>)alkyl, -O-(C<sub>1</sub>-C<sub>6</sub>)alkylhalo, -O-(C<sub>1</sub>-C<sub>6</sub>)-  
 25 alkylcyano, -O-(C<sub>3</sub>-C<sub>6</sub>)alkynyl, -O-(C<sub>3</sub>-C<sub>7</sub>)cycloalkyl, -O-(C<sub>2</sub>-C<sub>6</sub>)alkenyl, -O-(C<sub>2</sub>-C<sub>6</sub>)-  
 alkyl-OR<sup>18</sup>, -O-(C<sub>1</sub>-C<sub>6</sub>)alkyl-heteroaryl, -O-(C<sub>0</sub>-C<sub>6</sub>)alkylaryl, -(C<sub>0</sub>-C<sub>6</sub>)alkyl-OR<sup>18</sup>, -(C<sub>3</sub>-  
 C<sub>7</sub>)cycloalkyl-(C<sub>1</sub>-C<sub>6</sub>)alkyl, -O-(C<sub>3</sub>-C<sub>7</sub>)cycloalkyl-(C<sub>1</sub>-C<sub>6</sub>)alkyl, -O-heteroaryl, -(C<sub>1</sub>-  
 C<sub>6</sub>)alkyl-heteroaryl, -O-aryl, -(C<sub>1</sub>-C<sub>6</sub>)alkylaryl, -(C<sub>1</sub>-C<sub>6</sub>)alkylhalo-OR<sup>18</sup>, -(C<sub>3</sub>-C<sub>6</sub>)-  
 alkynyl-OR<sup>18</sup>, -(C<sub>3</sub>-C<sub>6</sub>)alkenyl-OR<sup>18</sup>, -(C<sub>0</sub>-C<sub>6</sub>)alkyl-SR<sup>18</sup>, -O-(C<sub>2</sub>-C<sub>6</sub>)alkyl-SR<sup>18</sup>, -(C<sub>1</sub>-  
 30 C<sub>6</sub>)alkyl-S(=O)R<sup>18</sup>, -O-(C<sub>1</sub>-C<sub>6</sub>)alkyl-S(=O)R<sup>18</sup>, -(C<sub>0</sub>-C<sub>6</sub>)alkyl-S(=O)<sub>2</sub>R<sup>18</sup>, -O-(C<sub>1</sub>-C<sub>6</sub>)-  
 alkyl-S(=O)<sub>2</sub>R<sup>18</sup>, -(C<sub>0</sub>-C<sub>6</sub>)alkyl-NR<sup>18</sup>R<sup>19</sup>, -(C<sub>0</sub>-C<sub>3</sub>)alkyl-O-(C<sub>2</sub>-C<sub>6</sub>)alkyl-NR<sup>18</sup>R<sup>19</sup>, -(C<sub>0</sub>-  
 C<sub>6</sub>)alkyl-S(=O)<sub>2</sub>NR<sup>18</sup>R<sup>19</sup>, -(C<sub>0</sub>-C<sub>6</sub>)alkyl-NR<sup>18</sup>-S(=O)<sub>2</sub>R<sup>19</sup>, -(C<sub>0</sub>-C<sub>3</sub>)alkyl-O-(C<sub>1</sub>-C<sub>6</sub>)alkyl-

$S(=O)_2NR^{18}R^{19}$ ,  $-(C_0-C_3)alkyl-O-(C_1-C_6)alkyl-NR^{18}-S(=O)_2R^{19}$ ,  $-(C_0-C_6)alkyl-C(=O)-$   
 $NR^{18}R^{19}$ ,  $-(C_0-C_6)alkyl-NR^{18}C(=O)-R^{19}$ ,  $-(C_0-C_3)alkyl-O-(C_1-C_6)alkylC(=O)-NR^{18}R^{19}$ ,  
 $-(C_0-C_3)alkyl-O-(C_1-C_6)alkyl-NR^{18}C(=O)-R^{19}$ ,  $-(C_0-C_6)alkyl-OC(=O)-R^{18}$ ,  $-(C_0-C_6)-$   
 $alkyl-C(=O)-OR^{18}$ ,  $-O-(C_1-C_6)alkyl-OC(=O)-R^{18}$ ,  $-O-(C_1-C_6)alkyl-C(=O)-OR^{18}$ ,  $-(C_0-$   
5  $C_6)alkyl-C(=O)-R^{18}$  and  $-O-(C_1-C_6)alkyl-C(=O)-R^{18}$ .

In a further preferred aspect of Formula (V-a), the invention provides a compound according to Formula (V-a), wherein :

$V_2$  is selected from the group of a covalent bond,  $-O-$ ,  $-C(=O)-$ ,  $-C(=O)O-$ ,  
 10  $-C(=O)NR^{10}-$ ,  $-S-$ ,  $-S(O)-$ ,  $-S(O)_2-$ ,  $-S(O)_2NR^{10}-$ ,  $-NR^{10}-$ ,  $-NR^{10}C(=O)-$ ,  
 $-NR^{10}C(=O)NR^{11}-$ ,  $-NR^{10}S(O)_2-$ ,  $-NR^{10}C(=S)NR^{11}-$ , and an optionally substituted  
 radical selected from the group of  $-(C_1-C_6)alkyl$ ,  $-(C_2-C_6)alkynyl$ ,  $-(C_2-C_6)alkenyl$ ,  
 $-(C_3-C_7)cycloalkyl$ ,  $-(C_3-C_8)cycloalkenyl$ ,  $-(C_1-C_6)alkylhalo$ ,  $-O-(C_1-C_6)alkyl$ ,  $-O-(C_3-$   
 $C_7)cycloalkyl$ ,  $-C(=O)-(C_1-C_6)alkyl$ ,  $-C(=O)-(C_4-C_{10})cycloalkyl$ ,  $-C(=O)O-(C_1-C_6)-$   
 15  $alkyl$ ,  $-C(=O)O-(C_3-C_7)cycloalkyl$ ,  $-C(=O)NR^{10}-(C_1-C_6)alkyl$ ,  $-C(=O)NR^{10}-(C_3-C_7)-$   
 $cycloalkyl$ ,  $-S-(C_1-C_6)alkyl$ ,  $-S-(C_3-C_7)cycloalkyl$ ,  $-S(O)-(C_1-C_6)alkyl$ ,  $-S(O)-(C_3-C_7)-$   
 $cycloalkyl$ ,  $-S(O)_2-(C_1-C_6)alkyl$ ,  $-S(O)_2-(C_3-C_7)cycloalkyl$ ,  $-S(O)_2NR^{10}-(C_1-C_6)alkyl$ ,  
 $-S(O)_2NR^{10}-(C_3-C_7)cycloalkyl$ ,  $-NR^{10}-(C_1-C_6)alkyl$ ,  $-(C_3-C_7)cycloalkyl$ ,  $-NR^{10}C(=O)-$   
 $(C_1-C_6)alkyl$ ,  $-NR^{10}C(=O)-(C_3-C_7)cycloalkyl$ ,  $-NR^{10}C(=O)NR^{11}-(C_1-C_6)alkyl$ ,  
 20  $-NR^{10}C(=O)NR^{11}-(C_3-C_7)cycloalkyl$ ,  $-NR^{10}S(O)_2-(C_1-C_6)alkyl$  and  $-NR^{10}S(O)_2-$   
 $(C_3-C_7)cycloalkyl$ .

In a further preferred aspect of Formula (V-a), the invention provides a compound of Formula (V-b)



a pharmaceutically acceptable acid or base addition salt thereof, a stereochemically  
 25 isomeric form thereof and an *N*-oxide form thereof, wherein :



V<sub>1</sub> is an optionally substituted radical selected from the group of -(C<sub>1</sub>-C<sub>6</sub>)alkyl, -(C<sub>2</sub>-C<sub>6</sub>)alkynyl, -(C<sub>2</sub>-C<sub>6</sub>)alkenyl, -(C<sub>3</sub>-C<sub>7</sub>)cycloalkyl, -(C<sub>1</sub>-C<sub>6</sub>)alkylhalo, -(C<sub>1</sub>-C<sub>6</sub>)alkyl-C(=O)-(C<sub>0</sub>-C<sub>6</sub>)alkyl, -(C<sub>1</sub>-C<sub>6</sub>)alkyl-C(=O)NR<sup>7</sup>-(C<sub>0</sub>-C<sub>6</sub>)alkyl, -(C<sub>1</sub>-C<sub>6</sub>)alkyl-O-(C<sub>0</sub>-C<sub>6</sub>)alkyl, -(C<sub>0</sub>-C<sub>6</sub>)alkyl-S(O)<sub>2</sub>-(C<sub>0</sub>-C<sub>6</sub>)alkyl, -(C<sub>1</sub>-C<sub>6</sub>)alkyl-S(O)<sub>2</sub>NR<sup>7</sup>-(C<sub>0</sub>-C<sub>6</sub>)alkyl, -(C<sub>1</sub>-C<sub>6</sub>)alkyl-NR<sup>7</sup>-(C<sub>0</sub>-C<sub>6</sub>)alkyl, -(C<sub>1</sub>-C<sub>6</sub>)alkyl-NR<sup>7</sup>C(=O)-(C<sub>0</sub>-C<sub>6</sub>)alkyl and -(C<sub>1</sub>-C<sub>6</sub>)alkyl-NR<sup>7</sup>S(O)<sub>2</sub>-(C<sub>0</sub>-C<sub>6</sub>)alkyl;

R<sup>7</sup> is a radical selected from the group of hydrogen, -(C<sub>1</sub>-C<sub>6</sub>)alkyl, -(C<sub>1</sub>-C<sub>6</sub>)alkylhalo, -(C<sub>2</sub>-C<sub>6</sub>)alkynyl, -(C<sub>2</sub>-C<sub>6</sub>)alkenyl, -(C<sub>3</sub>-C<sub>7</sub>)cycloalkyl or -(C<sub>1</sub>-C<sub>6</sub>)alkylcyano; and

M<sub>1</sub> and M<sub>2</sub> are each independently hydrogen or an optionally substituted radical selected from the group of aryl, heteroaryl and (C<sub>3</sub>-C<sub>7</sub>)cycloalkyl.

In a further preferred aspect of Formula (V-b), the invention provides a compound according to Formula (V-b) wherein :

V<sub>1</sub> is -(C<sub>1</sub>-C<sub>6</sub>)alkyl, optionally substituted by one or more -OCH<sub>3</sub>, -OCF<sub>3</sub>, -CF<sub>3</sub>, fluoro or cyano radicals ; and

M<sub>1</sub> and M<sub>2</sub> are each independently an optionally substituted radical selected from hydrogen, aryl, thienyl, pyridyl, thiazolyl, isothiazolyl, oxazolyl, isoxazolyl, benzoimidazolyl, benzooxazolyl, benzothiazolyl, thionaphthyl, indolyl, pyrimidinyl, quinolyl, cyclohexyl and cyclopentyl.

Most preferably, the invention relates to compounds according to Formula (I), a pharmaceutically acceptable acid or base addition salt thereof, a stereochemically isomeric form thereof and an *N*-oxide form thereof, wherein :

X is C(=O);

Y is selected from -C(R<sup>4</sup>)=C(R<sup>5</sup>)-, -C(R<sup>5</sup>)=N- and -N=C(R<sup>5</sup>)- ;

R<sup>1</sup> is an optionally substituted radical selected from the group of -(C<sub>1</sub>-C<sub>6</sub>)alkyl, -(C<sub>1</sub>-C<sub>6</sub>)alkylhalo and a radical -V<sub>1</sub>-T<sub>1</sub>-M<sub>1</sub>;

T<sub>1</sub>, V<sub>1</sub> are each independently a covalent bond or an optionally substituted radical, preferably substituted with hydroxy, halo and halo(C<sub>1</sub>-C<sub>6</sub>)alkyl, selected from the group of -(C<sub>1</sub>-C<sub>6</sub>)alkyl- ; -(C<sub>2</sub>-C<sub>6</sub>)alkenyl-, -(C<sub>2</sub>-C<sub>6</sub>)alkynyl- ; -(C<sub>1</sub>-C<sub>6</sub>)alkyl-C(=O)-(C<sub>0</sub>-

C<sub>6</sub>)alkyl- ; -(C<sub>1</sub>-C<sub>6</sub>)alkyl-C(=O)NR<sup>7</sup>-(C<sub>0</sub>-C<sub>6</sub>)alkyl- wherein R<sup>7</sup> is hydrogen or -(C<sub>1</sub>-C<sub>6</sub>)alkyl- ; and -(C<sub>1</sub>-C<sub>6</sub>)alkyl-O-(C<sub>0</sub>-C<sub>6</sub>)alkyl- ;

R<sup>2</sup>, R<sup>3</sup>, R<sup>4</sup> and R<sup>5</sup> are each independently selected from the group of hydrogen, halogen, -CN, -NO<sub>2</sub>, -C(=O)OR<sup>10</sup>, -OR<sup>10</sup>, and an optionally substituted radical, preferably substituted with hydroxy, selected from the group of -(C<sub>1</sub>-C<sub>6</sub>)alkyl and a radical -V<sub>2</sub>-T<sub>2</sub>-M<sub>2</sub> ;

T<sub>2</sub>, V<sub>2</sub> are each independently a covalent bond or a radical selected from the group of -O- ; -C(=O)- ; -NR<sup>10</sup>- and an optionally substituted radical, preferably substituted with hydroxy, selected from the group of -(C<sub>1</sub>-C<sub>6</sub>)alkyl- ; -(C<sub>2</sub>-C<sub>6</sub>)alkenyl- ; -(C<sub>2</sub>-C<sub>6</sub>)alkynyl- ; -(C<sub>0</sub>-C<sub>6</sub>)alkyl-O-(C<sub>1</sub>-C<sub>6</sub>)alkyl- ; and -(C<sub>0</sub>-C<sub>6</sub>)alkyl-NR<sup>10</sup>-(C<sub>1</sub>-C<sub>6</sub>)alkyl- wherein R<sup>10</sup> is preferably hydrogen or (C<sub>1</sub>-C<sub>6</sub>)alkyl ;

(R<sup>2</sup> and R<sup>3</sup>) or (R<sup>4</sup> and R<sup>5</sup>) taken together may form an aryl optionally substituted with n radicals A<sup>n</sup> equal to -V<sub>2</sub>-M<sub>2</sub> ;

M<sub>1</sub> and M<sub>2</sub> are each independently selected from the group of hydrogen, an optionally substituted -(C<sub>1</sub>-C<sub>6</sub>)alkyl-radical and an optionally substituted 3 to 10 membered ring selected from the group of (C<sub>1-6</sub>)cycloalkyl ; aryl, preferably phenyl or naphthyl ; heteroaryl and heterocyclic, preferably pyridinyl, indolyl, , imidazolyl, oxadiazolyl, isoxazolyl, furyl, thienyl, thiazolyl, benzothiazolyl, pyridinyl, pyrimidinyl, indolyl, quinolinyl, quinoxalinyl, benzoxazolyl, benzodioxolyl, benzotetrahydrofuryl and benzothienyl ; wherein the optional substitution on any of the aforementioned rings is selected from the group of (C<sub>1</sub>-C<sub>6</sub>)alkyl; (C<sub>1</sub>-C<sub>6</sub>)alkyloxy; hydroxy(C<sub>1</sub>-C<sub>6</sub>)alkyloxy; (C<sub>1</sub>-C<sub>6</sub>)alkyloxy(C<sub>1</sub>-C<sub>6</sub>)alkyl; (C<sub>1</sub>-C<sub>6</sub>)alkyloxy(C<sub>1</sub>-C<sub>6</sub>)alkyloxy; (C<sub>1</sub>-C<sub>6</sub>)alkyloxycarbonyl; (C<sub>1</sub>-C<sub>6</sub>)alkyloxycarbonyl(C<sub>1</sub>-C<sub>6</sub>)alkyl; (C<sub>1</sub>-C<sub>6</sub>)alkyloxycarbonyloxy; (C<sub>1</sub>-C<sub>6</sub>)alkyloxycarbonyl(C<sub>1</sub>-C<sub>6</sub>)alkyloxy; (C<sub>1</sub>-C<sub>6</sub>)alkylcarbonyl; (C<sub>1</sub>-C<sub>6</sub>)alkylcarbonyl(C<sub>1</sub>-C<sub>6</sub>)alkyloxy; (C<sub>1</sub>-C<sub>6</sub>)alkylcarbonyloxy; (C<sub>1</sub>-C<sub>6</sub>)alkylthieno;

(C<sub>1</sub>-C<sub>6</sub>)alkylsulfonyl ; heterocyclic-sulfonyl, preferably morpholiny lsulfonyl and pyrrolidinylsulfonyl; (C<sub>1</sub>-C<sub>6</sub>)alkylsulfonylamino; (C<sub>1</sub>-C<sub>6</sub>)alkenyl; aryl, preferably phenyl; carboxyl(C<sub>1</sub>-C<sub>6</sub>)alkyl; carbonyl(C<sub>1</sub>-C<sub>6</sub>)alkyloxy; halo, preferably fluoro and chloro; hydroxy; hydroxy(C<sub>1</sub>-C<sub>6</sub>)alkyl; phenyl(C<sub>1</sub>-C<sub>6</sub>)alkyloxy; cyano; cyano(C<sub>1</sub>-C<sub>6</sub>)alkyloxy; trifluoro(C<sub>1</sub>-C<sub>6</sub>)alkyl; trifluoro(C<sub>1</sub>-C<sub>6</sub>)alkyloxy; amino; amino(C<sub>1</sub>-C<sub>6</sub>)alkyloxy; mono- and di((C<sub>1</sub>-C<sub>6</sub>)alkyl)amino; mono- and di((C<sub>1</sub>-



C<sub>6</sub>)alkylcarbonyl)amino; mono- and di((C<sub>1</sub>-C<sub>6</sub>)alkyloxycarbonyl)amino; mono- and  
 di((C<sub>1</sub>-C<sub>6</sub>)alkylcarbonyl)amino(C<sub>1</sub>-C<sub>6</sub>)alkyl; mono- and di((C<sub>1</sub>-  
 C<sub>6</sub>)alkylsulfonyl)amino(C<sub>1</sub>-C<sub>6</sub>)alkyloxy; mono- and di((C<sub>1</sub>-C<sub>6</sub>)alkyl)amino(C<sub>1</sub>-  
 C<sub>6</sub>)alkyloxy; mono- and di((C<sub>1</sub>-C<sub>6</sub>)alkylcarbonyl)amino(C<sub>1</sub>-C<sub>6</sub>)alkyloxy; mono- and  
 5 di((C<sub>1</sub>-C<sub>6</sub>)alkyl)aminocarbonyl; mono- and di((C<sub>1</sub>-C<sub>6</sub>)alkyl)aminocarbonyl(C<sub>1</sub>-  
 C<sub>6</sub>)alkyl; mono- and di((C<sub>1</sub>-C<sub>6</sub>)alkyl)aminocarbonyl(C<sub>1</sub>-C<sub>6</sub>)alkyloxy; mono- and  
 di((C<sub>1</sub>-C<sub>6</sub>)alkyl)amino(C<sub>1</sub>-C<sub>6</sub>)alkylamino; nitro; tri(C<sub>1</sub>-C<sub>6</sub>)alkylsilyl; heterocyclic,  
 preferably morpholinyl; heterocyclic-(C<sub>1</sub>-C<sub>6</sub>)alkyl, preferably (C<sub>1</sub>-C<sub>6</sub>)alkyltetrazolyl;  
 and heterocyclic-(C<sub>1</sub>-C<sub>6</sub>)alkyloxy, the heterocyclic preferably being pyridinyl,  
 10 morpholinyl, pyrrolidinyl, optionally substituted with oxo, isoxazolyl, imidazolyl,  
 tetrazolyl or thiazolyl ;

R<sup>7</sup>, R<sup>8</sup>, R<sup>9</sup>, R<sup>10</sup>, R<sup>11</sup>, R<sup>12</sup>, R<sup>13</sup>, R<sup>14</sup>, R<sup>15</sup>, R<sup>16</sup>, R<sup>17</sup> are each independently hydrogen or an  
 optionally substituted -(C<sub>1</sub>-C<sub>6</sub>)alkyl-radical ;

A<sup>n</sup> is hydrogen or halo ; and

15 n is an integer equal to 0 or 1.

Particular preferred compounds of the invention are compounds as mentioned in the  
 following list (List of Particular Preferred Compounds), as well as a pharmaceutically  
 acceptable acid or base addition salt thereof, a stereochemically isomeric form thereof  
 20 and an *N*-oxide form thereof.

1-(4-methoxybenzyl)-2-oxo-4-phenyl-1,2-dihydropyridine-3-carbonitrile  
 1-(4-methylbenzyl)-2-oxo-4-phenyl-1,2-dihydropyridine-3-carbonitrile  
 1-(2-methylbenzyl)-2-oxo-4-(thiophen-2-yl)-1,2-dihydropyridine-3-carbonitrile  
 1-cinnamyl-2-oxo-4-(thiophen-2-yl)-1,2-dihydropyridine-3-carbonitrile  
 1-(2,4-difluorobenzyl)-5-(benzofuran-2-yl)pyridin-2(1H)-one  
 1-benzyl-5-(4-fluorophenyl)pyridin-2(1H)-one  
 1-(2,4-difluorobenzyl)-5-(4-fluorophenyl)pyridin-2(1H)-one  
 1-(3-chlorobenzyl)-5-(4-fluorophenyl)pyridin-2(1H)-one  
 1-benzyl-5-(4-methoxyphenyl)pyridin-2(1H)-one  
 1-(3-(trifluoromethyl)benzyl)-5-phenylpyridin-2(1H)-one  
 1-(4-methylbenzyl)-5-phenylpyridin-2(1H)-one  
 1-(2,4-difluorobenzyl)-5-(thiophen-2-yl)pyridin-2(1H)-one  
 1-benzyl-5-(4-chlorophenyl)pyridin-2(1H)-one

1-(3-(trifluoromethyl)benzyl)-5-(4-chlorophenyl)pyridin-2(1H)-one  
1-(2,4-difluorobenzyl)-5-(4-chlorophenyl)pyridin-2(1H)-one  
1-(2,4-dichlorobenzyl)-5-(4-methoxyphenyl)pyrimidin-2(1H)-one  
1-(3-chlorobenzyl)-5-phenylpyridin-2(1H)-one  
1-(3-chlorobenzyl)-5-(4-methoxyphenyl)pyridin-2(1H)-one  
1-Benzyl-5-phenylpyridin-2(1H)-one  
1-(2,4-difluorobenzyl)-5-phenylpyridin-2(1H)-one  
1-Benzyl-5-(3-methoxyphenyl)pyridin-2(1H)-one  
1-Benzyl-5-(3-chlorophenyl)pyridin-2(1H)-one  
1-Benzyl-5-(4-cyanophenyl)pyridin-2(1H)-one  
1-Benzyl-5-(3-nitrophenyl)pyridin-2(1H)-one  
1-Benzyl-5-(2-fluorophenyl)pyridin-2(1H)-one  
1-Benzyl-5-(3,4-dimethoxyphenyl)pyridin-2(1H)-one  
1-Benzyl-5-(naphthalen-2-yl)pyridin-2(1H)-one  
1-Benzyl-5-(2-methoxyphenyl)pyridin-2(1H)-one  
1-Benzyl-5-m-tolylpyridin-2(1H)-one  
1-Benzyl-5-(3-chloro-4-isopropoxyphenyl)pyridin-2(1H)-one  
Ethyl-4-(1-benzyl-6-oxo-1,6-dihydropyridin-3-yl)benzoate  
1-Benzyl-5-(2-fluoro-5-methoxyphenyl)pyridin-2(1H)-one  
1-Benzyl-5-(4-tolyl)pyridin-2(1H)-one  
1-Benzyl-5-(4-(trifluoromethoxy)phenyl)pyridin-2(1H)-one  
1-Benzyl-5-(4-acetylphenyl)pyridin-2(1H)-one  
2-(4-Fluorobenzyl)isoquinolin-1(2H)-one  
1-(2-Fluorobenzyl)-5-(4-methoxyphenyl)pyridin-2(1H)-one  
1-(4-Fluorobenzyl)-5-(4-methoxyphenyl)pyridin-2(1H)-one  
1-(4-Nitrobenzyl)-5-(4-methoxyphenyl)pyridin-2(1H)-one  
1-(3,4-Dichlorobenzyl)-5-(4-methoxyphenyl)pyridin-2(1H)-one  
1-(3-Nitrobenzyl)-5-(4-methoxyphenyl)pyridin-2(1H)-one  
1-(3-Methoxybenzyl)-5-(4-methoxyphenyl)pyridin-2(1H)-one  
1-(Benzo[d]thiazol-2-ylmethyl)-5-(4-methoxyphenyl)pyridin-2(1H)-one  
1-Benzyl-5-(4-isobutoxyphenyl)pyridin-2(1H)-one  
1-Benzyl-5-(2-phenylethynyl)pyridin-2(1H)-one  
1-Benzyl-5-(4-hydroxyphenyl)pyridin-2(1H)-one  
1-(4-Methoxybenzyl)-5-(4-methoxyphenyl)pyridin-2(1H)-one  
1-(4-Chlorobenzyl)-5-(4-methoxyphenyl)pyridin-2(1H)-one  
3-((5-(4-Methoxyphenyl)-2-oxopyridin-1(2H)-yl)methyl)benzonitrile  
1-(3-Fluorobenzyl)-5-(4-methoxyphenyl)pyridin-2(1H)-one  
5-(4-Methoxyphenyl)-1-(1-phenylethyl)pyridin-2(1H)-one  
5-(4-Methoxyphenyl)-1-(pyridin-3-ylmethyl)pyridin-2(1H)-one



1-Benzyl-5-(4-ethylphenyl)pyridin-2(1H)-one  
1-Benzyl-5-(2,3-dihydro-1-benzofuran-5-yl)pyridin-2(1H)-one  
1-Benzyl-5-(4-(dimethylamino)phenyl)pyridin-2(1H)-one  
1-Benzyl-5-(3,4-dimethylphenyl)pyridin-2(1H)-one  
1-Benzyl-5-(3,4-dichlorophenyl)pyridin-2(1H)-one  
1-((3-(4-Fluorophenyl)-1,2,4-oxadiazol-5-yl)methyl)-5-(4-methoxyphenyl)pyridin-2(1H)-one  
1-Benzyl-5-(4-tert-butylphenyl)pyridin-2(1H)-one  
1-Benzyl-5-(indol-5-yl)pyridin-2(1H)-one  
1-Benzyl-5-(4-propoxyphenyl)pyridin-2(1H)-one  
1-Benzyl-5-(4-(trimethylsilyl)phenyl)pyridin-2(1H)-one  
1-Benzyl-5-(3,5-difluorophenyl)pyridin-2(1H)-one  
N-(4-Fluorobenzyl)-2-(5-(4-methoxyphenyl)-2-oxopyridin-1(2H)-yl)-N-methylacetamide  
1-((5-Fluorobenzo[d]oxazol-2-yl)methyl)-5-(4-methoxyphenyl)pyridin-2(1H)-one  
1-Benzyl-5-(4-methoxyphenyl)-3-methylpyridin-2(1H)-one  
1-Benzyl-5-(4-methoxyphenyl)-4-methylpyridin-2(1H)-one  
1-Benzyl-5-(6-methoxypyridin-3-yl)pyridin-2(1H)-one  
1-Benzyl-5-(4-methoxyphenyl)-3-nitropyridin-2(1H)-one  
1-(4-Methylbenzyl)-5-(4-methoxyphenyl)pyridin-2(1H)-one  
1-(3,4-Difluorobenzyl)-5-(4-methoxyphenyl)pyridin-2(1H)-one  
1-(4-(Trifluoromethyl)benzyl)-5-(4-methoxyphenyl)pyridin-2(1H)-one  
1-(3-Fluoro-4-methylbenzyl)-5-(4-methoxyphenyl)pyridin-2(1H)-one  
Methyl 4-((5-(4-methoxyphenyl)-2-oxopyridin-1(2H)-yl)methyl)benzoate  
4-((5-(4-Methoxyphenyl)-2-oxopyridin-1(2H)-yl)methyl)benzonitrile  
5-(4-Methoxyphenyl)-1-(naphthalen-2-ylmethyl)pyridin-2(1H)-one  
1-(3-Fluoro-4-(trifluoromethyl)benzyl)-5-(4-methoxyphenyl)pyridin-2(1H)-one  
1-(3-Chloro-4-fluorobenzyl)-5-(4-methoxyphenyl)pyridin-2(1H)-one  
1-(4-Chloro-3-(trifluoromethyl)benzyl)-5-(4-methoxyphenyl)pyridin-2(1H)-one  
1-(2-Fluoro-4-(trifluoromethyl)benzyl)-5-(4-methoxyphenyl)pyridin-2(1H)-one  
1-(2-Fluoro-4-chlorobenzyl)-5-(4-methoxyphenyl)pyridin-2(1H)-one  
1-(4-Chlorobenzyl)quinolin-2(1H)-one  
1-Benzyl-5-phenethylpyridin-2(1H)-one  
1-(3-Fluorobenzyl)-3-chloro-5-(4-methoxyphenyl)pyridin-2(1H)-one  
5-(4-Methoxyphenyl)-1-((5-methylisoxazol-3-yl)methyl)pyridin-2(1H)-one  
1-(4-Chlorobenzyl)-5-(2,5-difluorophenyl)pyridin-2(1H)-one  
1-(4-Chlorobenzyl)-5-(3-fluoro-4-methylphenyl)pyridin-2(1H)-one  
1-(4-Chlorobenzyl)-5-(2-ethoxyphenyl)pyridin-2(1H)-one  
1-(4-Chlorobenzyl)-5-(quinolin-3-yl)pyridin-2(1H)-one  
1-(4-Chlorobenzyl)-5-(4-tolyl)pyridin-2(1H)-one

1-(4-Chlorobenzyl)-5-(2-fluorophenyl)pyridin-2(1H)-one  
 Methyl-3-(4-(1-(4-chlorobenzyl)-1,6-dihydro-6-oxopyridin-3-yl)phenyl)propanoate  
 1-(4-Chlorobenzyl)-5-(4-isobutylphenyl)pyridin-2(1H)-one  
 1-(4-Chlorobenzyl)-5-(4-sec-butylphenyl)pyridin-2(1H)-one  
 1-(4-Chlorobenzyl)-5-(4-vinylphenyl)pyridin-2(1H)-one  
 1-(4-Chlorobenzyl)-5-(3-methoxyphenyl)pyridin-2(1H)-one  
 1-(4-Chlorobenzyl)-5-(2,3-dihydrobenzofuran-5-yl)pyridin-2(1H)-one  
 1-(4-Chlorobenzyl)-5-(4-acetylphenyl)pyridin-2(1H)-one  
 3-(4-(1-(4-Chlorobenzyl)-1,6-dihydro-6-oxopyridin-3-yl)phenyl)propanoic acid  
 Methyl 3-(3-(1-(4-chlorobenzyl)-6-oxo-1,6-dihydropyridin-3-yl)phenyl)propanoate  
 1-(4-Chlorobenzyl)-5-(4-(ethylthio)phenyl)pyridin-2(1H)-one  
 1-(4-Chlorobenzyl)-5-(3-ethoxyphenyl)pyridin-2(1H)-one  
 N-(3-(1-(4-Chlorobenzyl)-6-oxo-1,6-dihydropyridin-3-yl)phenyl)methanesulfonamide  
 1-(4-Chlorobenzyl)-5-(6-methoxypyridin-3-yl)pyridin-2(1H)-one  
 1-(4-Chlorobenzyl)-5-(4-(methoxymethyl)phenyl)pyridin-2(1H)-one  
 1-(4-Chlorobenzyl)-5-((3-methoxymethyl)phenyl)pyridin-2(1H)-one  
 1-(4-Chlorobenzyl)-5-(furan-3-yl)pyridin-2(1H)-one  
 1-(4-Chlorobenzyl)-5-(1-benzyl-1H-pyrazol-4-yl)pyridin-2(1H)-one  
 1-(4-Chlorobenzyl)-5-(4-(methylthio)phenyl)pyridin-2(1H)-one  
 1-(4-Chlorobenzyl)-5-(1-methyl-1H-indol-5-yl)pyridin-2(1H)-one  
 tert-Butyl 2-(1-(4-chlorobenzyl)-6-oxo-1,6-dihydropyridin-3-yl)-1H-pyrrole-1-carboxylate  
 1-(3-Fluorobenzyl)-5-p-tolylpyridin-2(1H)-one  
 5-(4-((2H-Tetrazol-5-yl)methyl)phenyl)-1-(4-chlorobenzyl)pyridin-2(1H)-one  
 1-(3-Fluorobenzyl)-5-(2-(3-methoxyphenyl)ethynyl)pyridine-2(1H)-one  
 1-(3-Fluorobenzyl)-5-(2-(pyridin-3-yl)ethynyl)pyridin-2(1H)-one hydrochloride  
 1-(4-Chlorobenzyl)-5-(4-(methylsulfonyl)phenyl)pyridin-2(1H)-one  
 1-(4-Chlorobenzyl)-5-(1H-indol-5-yl)pyridin-2(1H)-one  
 1-(4-Chlorobenzyl)-5-(4-methoxyphenyl)-6-methylpyridin-2(1H)-one  
 1-(3-Fluorobenzyl)-4-phenylpyridin-2(1H)-one  
 1-(3-Fluorobenzyl)-4-(4-methoxyphenyl)pyridin-2(1H)-one  
 1-((6-Chloropyridin-3-yl)methyl)-5-(4-methoxyphenyl)pyridin-2(1H)-one  
 1-(4-Chloro-3-fluorobenzyl)-5-(4-methoxyphenyl)pyridin-2(1H)-one  
 1-(3,4-Difluorobenzyl)-5-(4-(methoxymethyl)phenyl)pyridin-2(1H)-one  
 1-(3,4-Difluorobenzyl)-5-(4-acetylphenyl)pyridin-2(1H)-one  
 1-(3,4-Difluorobenzyl)-5-(2,3-dihydrobenzofuran-5-yl)pyridin-2(1H)-one  
 1-(4-Methyl-benzyl)-2-oxo-4-thiophen-2-yl-1,2-dihydro-pyridine-3-carbonitrile  
 1-(3,4-Difluorobenzyl)-5-(3-methoxyphenyl)pyridin-2(1H)-one  
 5-(4-Methoxyphenyl)-1-(3-phenylpropyl)pyridin-2(1H)-one



1-(4-Fluorophenethyl)-5-(4-methoxyphenyl)pyridin-2(1H)-one  
5-(4-Methoxyphenyl)-1-(4-phenylbutyl)pyridin-2(1H)-one  
1-(4-Chlorobenzyl)-5-(4-hydroxyphenyl)pyridin-2(1H)-one  
1-(4-Chlorobenzyl)-5-((methyl(phenyl)amino)methyl)pyridin-2(1H)-one  
1-(4-Chlorobenzyl)-5-((benzyl(methyl)amino)methyl)pyridin-2(1H)-one  
1-(4-Chlorobenzyl)-5-((phenylamino)methyl)pyridin-2(1H)-one  
(Z)-5-(3-Methoxystyryl)-1-(4-chlorobenzyl)pyridin-2(1H)-one  
(E)-5-(3-Methoxystyryl)-1-(4-chlorobenzyl)pyridin-2(1H)-one  
1-(3-Fluorobenzyl)-4-phenethoxypyridin-2(1H)-one  
1-(4-Chlorobenzyl)-5-(4-isopropoxyphenyl)pyridin-2(1H)-one  
Ethyl 2-(4-(1-(4-chlorobenzyl)-6-oxo-1,6-dihydropyridin-3-yl)phenoxy)acetate  
1-(4-Chlorobenzyl)-5-((4-fluorophenyl)(hydroxy)methyl)pyridine-2(1H)-one  
1-(4-Chlorobenzyl)-5-(4-fluorobenzyl)pyridin-2(1H)-one  
1-(4-Chlorobenzyl)-5-(hydroxy(3-methoxyphenyl)methyl)pyridin-2(1H)-one  
5-(4-Methoxyphenyl)-1-(2-oxo-2-phenylethyl)-1H-pyridin-2-one  
1-((4-Chlorophenoxy)methyl)-5-(4-methoxyphenyl)pyridin-2(1H)-one  
5-(4-Methoxyphenyl)-1-(2-phenoxyethyl)pyridin-2(1H)-one  
1-(4-Chlorobenzyl)-5-(4-sec-butoxyphenyl)pyridin-2(1H)-one  
1-(4-Chlorobenzyl)-5-(3-methoxybenzoyl)pyridin-2(1H)-one  
5-(3-Methoxyphenethyl)-1-(4-chloro-3-fluorobenzyl)pyridin-2(1H)-one  
1-(3,4-Difluorobenzyl)-5-(3-methoxyphenethyl)pyridine-2(1H)-one  
5-(3-Methoxybenzyl)-1-(4-chlorobenzyl)pyridin-2(1H)-one  
1-(4-Chloro-3-fluorobenzyl)-5-(4-methoxyphenethyl)pyridine-2(1H)-one  
1-(4-Chloro-2-fluorobenzyl)-5-(4-methoxyphenyl)-4-methylpyridin-2(1H)-one  
1-(4-Chloro-2-fluorobenzyl)-4-methyl-5-phenylpyridin-2(1H)-one  
1-(4-Chloro-3-fluorobenzyl)-5-(benzo[d]thiazol-2-yl)pyridin-2(1H)-one  
1-(3,4-Difluorobenzyl)-5-(phenoxyethyl)pyridin-2(1H)-one  
1-(4-Chlorobenzyl)-5-((4-methoxyphenoxy)methyl)pyridin-2(1H)-one  
1-(4-Chlorobenzyl)-5-((4-fluorophenyl)(methyl)amino)pyridin-2(1H)-one  
1-(4-Chloro-2-fluorobenzyl)-5-(phenoxyethyl)pyridin-2(1H)-one  
1-(3,4-Difluorobenzyl)-5-(thiophen-2-yl)pyridin-2(1H)-one  
4-(1-(3,4-Difluorobenzyl)-6-oxo-1,6-dihydropyridin-3-yl)benzonitrile  
N-(4-(1-(3,4-Difluorobenzyl)-6-oxo-1,6-dihydropyridin-3-yl)phenyl)methanesulfonamide  
N-(3-Chlorobenzyl)-2-(5-(4-methoxyphenyl)-2-oxopyridin-1(2H)-yl)-N-methylacetamide  
N-Benzyl-2-(5-(4-methoxyphenyl)-2-oxopyridin-1(2H)-yl)-N-methylacetamide  
N-(3-Methoxybenzyl)-2-(5-(4-methoxyphenyl)-2-oxopyridin-1(2H)-yl)-N-methylacetamide  
1-(3,4-Difluorobenzyl)-5-(6-methoxypyridin-3-yl)pyridine-2(1H)-one

1-(3,4-Difluorobenzyl)-5-(benzo[d][1,3]dioxol-5-yl)pyridin-2(1H)-one  
1-(4-Chloro-2-fluorobenzyl)-5-(4-(trifluoromethyl)phenyl)pyridin-2(1H)-one  
1-(4-Chloro-2-fluorobenzyl)-5-(3-fluoro-4-methoxyphenyl)pyridin-2(1H)-one  
1-(4-(Trifluoromethoxy)benzyl)-5-(4-methoxyphenyl)pyridin-2(1H)-one  
1-(2,4-Difluorobenzyl)-5-(4-methoxyphenyl)pyridin-2(1H)-one  
1-(2-Methylphenylmethyl)-5-(4-methoxyphenyl)pyridin-2(1H)-one  
1-(2,3-Difluorobenzyl)-5-(4-methoxyphenyl)pyridin-2(1H)-one  
1-(4-Chlorobenzyl)-4-methylquinolin-2(1H)-one  
N-(4-Nitrobenzyl)-2-(5-(4-methoxyphenyl)-2-oxopyridin-1(2H)-yl)-N-methylacetamide  
N-(4-Methylbenzyl)-2-(5-(4-methoxyphenyl)-2-oxopyridin-1(2H)-yl)-N-methylacetamide  
N-(4-(Trifluoromethyl)benzyl)-2-(5-(4-methoxyphenyl)-2-oxopyridin-1(2H)-yl)-N-methylacetamide  
1-(4-Chlorobenzyl)-5-phenylpyridin-2(1H)-one  
1-(4-Chloro-2-fluorobenzyl)-5-(benzo[b]thiophen-5-yl)pyridin-2(1H)-one  
1-(2,4,6-Trifluorobenzyl)-5-(4-methoxyphenyl)pyridin-2(1H)-one  
1-(2-Chlorobenzyl)-5-(4-methoxyphenyl)pyridin-2(1H)-one  
5-(4-Methoxyphenyl)-1-((6-(trifluoromethyl)pyridin-3-yl)methyl)pyridin-2(1H)-one hydrochloride  
4-(1-(4-Methoxybenzyl)-6-oxo-1,6-dihydropyridin-3-yl)benzonitrile  
1-(4-Methoxybenzyl)-5-(4-acetylphenyl)pyridin-2(1H)-one  
5-(4-Methoxyphenyl)-1-((6-methoxypyridin-3-yl)methyl)pyridin-2(1H)-one hydrochloride  
1-(4-Chloro-2-fluorobenzyl)-5-(3,4-dimethoxyphenyl)pyridin-2(1H)-one  
5-(4-Methoxyphenyl)-1-((5-phenyl-1,2,4-oxadiazol-3-yl)methyl)pyridin-2(1H)-one  
1-(4-Chloro-2-fluorobenzyl)-5-(4-hydroxyphenyl)pyridin-2(1H)-one  
1-(4-Chloro-2-fluorobenzyl)-5-(4-(pyrrolidin-1-ylsulfonyl)phenyl)pyridin-2(1H)-one  
1-(4-Chloro-2-fluorobenzyl)-5-(4-(morpholinosulfonyl)phenyl)pyridin-2(1H)-one  
1-((4-Fluorobenzo[d]thiazol-2-yl)methyl)-5-(4-methoxyphenyl)pyridin-2(1H)-one  
1-(4-Chloro-2-fluorobenzyl)-5-(4-(2-methoxyethoxy)phenyl)pyridin-2(1H)-one  
1-(4-Chloro-2-fluorobenzyl)-5-bromopyridin-2(1H)-one  
Methyl 1-(4-chlorobenzyl)-2-oxo-5-phenyl-1,2-dihydropyridine-3-carboxylate  
1-(4-Chlorobenzyl)-3-(hydroxymethyl)-5-(4-methoxyphenyl)pyridin-2(1H)-one  
1-(4-Chloro-2-fluorobenzyl)-5-(4-(2-morpholinoethoxy)phenyl)pyridin-2(1H)-one  
1-(Benzo[d]thiazol-2-ylmethyl)-5-phenylpyridin-2(1H)-one  
1-(4-Chloro-2-fluorobenzyl)-5-(4-(2-(dimethylamino)ethoxy)phenyl)pyridin-2(1H)-one  
2-(4-(1-(4-Chloro-2-fluorobenzyl)-6-oxo-1,6-dihydropyridin-3-yl)phenoxy)acetonitrile  
5-(4-((2H-Tetrazol-5-yl)methoxy)phenyl)-1-(4-chloro-2-fluorobenzyl)pyridin-2(1H)-one  
1-Butyl-5-(4-methoxyphenyl)pyridin-2(1H)-one



1-(4-Chloro-2-fluorobenzyl)-5-(4-(3-morpholinopropoxy)phenyl)pyridin-2(1*H*)-one hydrochloride  
 1-(4-Chloro-2-fluorobenzyl)-5-(4-(3-(dimethylamino)propoxy)phenyl)pyridin-2(1*H*)-one  
 4-(1-(4-Chloro-2-fluorobenzyl)-6-oxo-1,6-dihydropyridin-3-yl)phenyl methyl carbonate  
 1-(4-Chloro-2-fluorobenzyl)-5-(4-(2-oxopropoxy)phenyl)pyridin-2(1*H*)-one  
 1-(4-Chloro-2-fluorobenzyl)-5-(4-isobutoxyphenyl)pyridin-2(1*H*)-one  
 1-(4-Chloro-2-fluorobenzyl)-5-(4-methoxy-3-methylphenyl)pyridin-2(1*H*)-one  
 Methyl 2-(4-(1-(4-chloro-2-fluorobenzyl)-6-oxo-1,6-dihydropyridin-3-yl)phenoxy)acetate  
 5-(4-(1*H*-Tetrazol-5-yl)phenyl)-1-(4-chloro-2-fluorobenzyl)pyridin-2(1*H*)-one  
 1-(4-Chloro-2-fluorobenzyl)-5-(4-aminophenyl)pyridin-2(1*H*)-one hydrochloride  
 1-(4-Chloro-2-fluorobenzyl)-5-(3-aminophenyl)pyridin-2(1*H*)-one  
 1-(4-Chloro-2-fluorobenzyl)-5-(4-(hydroxymethyl)phenyl)pyridin-2(1*H*)-one  
 1-(4-Chloro-2-fluorobenzyl)-3-fluoro-5-(4-methoxyphenyl)pyridin-2(1*H*)-one  
 1-(4-Chloro-2-fluorobenzyl)-5-(4-methoxy-3,5-dimethylphenyl)pyridin-2(1*H*)-one  
 1-Isobutyl-5-(4-methoxyphenyl)pyridin-2(1*H*)-one  
 1-Isopentyl-5-(4-methoxyphenyl)pyridin-2(1*H*)-one  
 5-(4-Methoxyphenyl)-1-(pent-4-ynyl)pyridin-2(1*H*)-one  
 1-(Cyclohexylmethyl)-5-(4-methoxyphenyl)pyridin-2(1*H*)-one  
*N*-(4-(1-(4-Chloro-2-fluorobenzyl)-6-oxo-1,6-dihydropyridin-3-yl)phenyl)acetamide  
 1-(4-Chloro-2-fluorobenzyl)-5-(4-((2-methylthiazol-4-yl)methoxy)phenyl)pyridin-2(1*H*)-one  
 1-(4-Chloro-2-fluorobenzyl)-5-(4-((1-methyl-1*H*-imidazol-2-yl)methoxy)phenyl)pyridin-2(1*H*)-one  
 1-(4-Chloro-2-fluorobenzyl)-5-(3,4-dihydro-2*H*-benzo[*b*][1,4]dioxepin-7-yl)pyridin-2(1*H*)-one  
 1-(4-Chloro-2-fluorobenzyl)-5-(4-(2-aminoethoxy)phenyl)pyridin-2(1*H*)-one  
 1-(4-Chloro-2-fluorobenzyl)-5-(4-((5-methylisoxazol-3-yl)methoxy)phenyl)pyridin-2(1*H*)-one  
*tert*-Butyl 4-(1-(4-chloro-2-fluorobenzyl)-6-oxo-1,6-dihydropyridin-3-yl)benzylcarbamate  
 1-(4-Chloro-2-fluorobenzyl)-5-(4-propoxyphenyl)pyridin-2(1*H*)-one  
 1-(4-Chloro-2-fluorobenzyl)-4-methoxy-5-(4-methoxyphenyl)pyridin-2(1*H*)-one  
*N*-(3-(1-(4-Chloro-2-fluorobenzyl)-6-oxo-1,6-dihydropyridin-3-yl)phenyl)acetamide  
 1-(4-Chloro-2-fluorobenzyl)-5-(4-(aminomethyl)phenyl)pyridin-2(1*H*)-one  
 1-(4-Chlorobenzyl)-5-(3-hydroxyphenyl)pyridin-2(1*H*)-one  
*N*-(4-(1-(4-Chloro-2-fluorobenzyl)-6-oxo-1,6-dihydropyridin-3-yl)benzyl)acetamide  
*N*-(4-(1-(4-Chloro-2-fluorobenzyl)-6-oxo-1,6-dihydropyridin-3-yl)benzyl)methanesulfonamide  
*N*-(3-(1-(4-Chloro-2-fluorobenzyl)-6-oxo-1,6-dihydropyridin-3-yl)benzyl)acetamide

*N*-(3-(1-(4-Chloro-2-fluorobenzyl)-6-oxo-1,6-dihydropyridin-3-yl)benzyl)methanesulfonamide  
1-(4-Chloro-3-fluorobenzyl)-5-bromo-4-methylpyridin-2(*1H*)-one  
5-(4-Methoxyphenyl)-1-((5-(trifluoromethyl)furan-2-yl)methyl)pyridin-2(*1H*)-one  
1-(4-(Methoxymethyl)benzyl)-5-(4-methoxyphenyl)pyridin-2(*1H*)-one  
1-(4-Chloro-3-fluorobenzyl)-5-bromo-4-methylpyridin-2(*1H*)-one  
1-(4-Chloro-2-fluorobenzyl)-5-(4-(2-(2-oxopyrrolidin-1-yl)ethoxy)phenyl)pyridin-2(*1H*)-one  
2-(4-(1-(4-Chloro-2-fluorobenzyl)-6-oxo-1,6-dihydropyridin-3-yl)phenoxy)-*N*-methylacetamide  
1-(4-Chloro-2-fluorobenzyl)-5-(4-(3-aminopropoxy)phenyl)pyridin-2(*1H*)-one  
1-(4-(Ethoxymethyl)benzyl)-5-(4-methoxyphenyl)pyridin-2(*1H*)-one  
1-(4-chlorobenzyl)-5-(4-(ethoxymethyl)phenyl)pyridin-2(*1H*)-one  
*N*-(2-(4-(1-(4-Chloro-2-fluorobenzyl)-6-oxo-1,6-dihydropyridin-3-yl)phenoxy)ethyl)acetamide  
*N*-Acetyl-*N*-(2-(4-[1-(4-chloro-2-fluorobenzyl)-6-oxo-1,6-dihydropyridin-3-yl]phenoxy)ethyl)acetamide  
*N*-(2-(4-(1-(4-Chloro-2-fluorobenzyl)-6-oxo-1,6-dihydropyridin-3-yl)phenoxy)ethyl)methanesulfonamide  
*N*-(3-(4-(1-(4-Chloro-2-fluorobenzyl)-6-oxo-1,6-dihydropyridin-3-yl)phenoxy)propyl)methanesulfonamide  
*N*-Acetyl-*N*-(3-(4-(1-(4-chloro-2-fluorobenzyl)-6-oxo-1,6-dihydropyridin-3-yl)phenoxy)propyl)acetamide  
*N*-(3-(4-(1-(4-Chloro-2-fluorobenzyl)-6-oxo-1,6-dihydropyridin-3-yl)phenoxy)propyl)acetamide  
1-(4-Chloro-2-fluorobenzyl)-5-isopropylpyridin-2(*1H*)-one  
1-(4-Chlorobenzyl)-5-(6-(dimethylamino)pyridin-3-yl)pyridin-2(*1H*)-one  
1-(4-Chlorobenzyl)-5-(3-amino-4-methoxyphenyl)pyridin-2(*1H*)-one  
1-(4-Chlorobenzyl)-5-(4-morpholinophenyl)pyridin-2(*1H*)-one  
1-(4-Chlorobenzyl)-5-(5-methylthiophen-2-yl)pyridin-2(*1H*)-one  
1-(4-Chlorobenzyl)-5-(6-morpholinopyridin-3-yl)pyridin-2(*1H*)-one  
1-(4-Chloro-2-fluorobenzyl)-5-(6-methoxypyridin-3-yl)pyridin-2(*1H*)-one  
5-(6-Methoxypyridin-3-yl)-1-((6-(trifluoromethyl)pyridin-3-yl)methyl)pyridin-2(*1H*)-one  
1-(4-Chlorobenzyl)-5-(4-(ethoxymethyl)phenyl)pyridin-2(*1H*)-one  
1-(4-Chlorobenzyl)-5-(4-(benzyloxymethyl)phenyl)pyridin-2(*1H*)-one  
1-(4-Chlorobenzyl)-5-(4-(hydroxymethyl)phenyl)pyridin-2(*1H*)-one  
1-(4-Chlorobenzyl)-5-(4-(dimethylamino)phenyl)pyridin-2(*1H*)-one  
1-(4-Chlorobenzyl)-5-(quinoxalin-6-yl)pyridin-2(*1H*)-one  
Methyl 4-(1-(4-chlorobenzyl)-6-oxo-1,6-dihydropyridin-3-yl)benzoate  
1-(4-Chlorobenzyl)-5-(4-(3-hydroxypropyl)phenyl)pyridin-2(*1H*)-one  
4-(1-Isopentyl-6-oxo-1,6-dihydropyridin-3-yl)benzonitrile  
*N*-(3-(1-Isopentyl-6-oxo-1,6-dihydropyridin-3-yl)phenyl)methanesulfonamide



3-(1-(4-Chloro-2-fluorobenzyl)-6-oxo-1,6-dihydropyridin-3-yl)benzonitrile  
 1-(4-Chlorobenzyl)-5-(4-methoxyphenyl)pyrazin-2(1*H*)-one  
 1-(4-Chlorobenzyl)-5-(6-chloropyridin-3-yl)pyridin-2(1*H*)-one  
*N*-(5-(1-(4-Chlorobenzyl)-6-oxo-1,6-dihydropyridin-3-yl)-2-methoxyphenyl)methanesulfonamide  
 5-(4-Methoxyphenyl)-1-pentylpyridin-2(1*H*)-one  
 1-(Cyclopropylmethyl)-5-(4-methoxyphenyl)pyridin-2(1*H*)-one  
 5-(4-Methoxyphenyl)-1-(4,4,4-trifluorobutyl)pyridin-2(1*H*)-one  
 1-(Cyclopentylmethyl)-5-(4-methoxyphenyl)pyridin-2(1*H*)-one  
 Methyl 2-(4-(1-(4-chlorobenzyl)-6-oxo-1,6-dihydropyridin-3-yl)phenyl)acetate  
 1-(4-Chlorobenzyl)-5-cyclohexylpyridin-2(1*H*)-one  
 1-(4-Chlorobenzyl)-5-(quinolin-7-yl)pyridin-2(1*H*)-one  
 1-(4-Chloro-2-fluorobenzyl)-5-(4-(furan-2-ylmethoxy)phenyl)pyridin-2(1*H*)-one  
 5-(3-(2*H*-Tetrazol-5-yl)phenyl)-1-(4-chloro-2-fluorobenzyl)pyridin-2(1*H*)-one  
 1-(4-Chlorobenzyl)-5-(4-(2-hydroxypropan-2-yl)phenyl)pyridin-2(1*H*)-one  
 1-(4-Chlorobenzyl)-5-(4-(isobutoxymethyl)phenyl)pyridin-2(1*H*)-one  
 1-(4-Chlorobenzyl)-5-phenylpyrazin-2(1*H*)-one  
 1-(4-Chlorobenzyl)-5-(4-((2-(dimethylamino)ethoxy)methyl)phenyl)pyridin-2(1*H*)-one  
 1-(4-Chlorobenzyl)-5-(4-((2-morpholinoethoxy)methyl)phenyl)pyridin-2(1*H*)-one  
 2-(4-(1-(4-Chlorobenzyl)-6-oxo-1,6-dihydropyridin-3-yl)phenyl)acetic acid  
 4-(1-(4-Chlorobenzyl)-6-oxo-1,6-dihydropyridin-3-yl)-*N,N*-dimethylbenzamide  
 2-(4-(1-(4-Chlorobenzyl)-6-oxo-1,6-dihydropyridin-3-yl)phenyl)-*N,N*-dimethylacetamide  
*N*-(2-(4-(1-(4-chlorobenzyl)-6-oxo-1,6-dihydropyridin-3-yl)benzyloxy)ethyl)acetamide  
 1-(4-Chlorobenzyl)-5-(4-((2-methoxyethoxy)methyl)phenyl)pyridin-2(1*H*)-one  
 1-(4-Fluorobenzyl)-4-(furan-2-yl)-2-oxo-1,2-dihydropyridine-3-carbonitrile  
 2-(4-(1-(4-Chlorobenzyl)-6-oxo-1,6-dihydropyridin-3-yl)phenyl)-*N*-methylacetamide  
 3-(4-(1-(4-Chlorobenzyl)-6-oxo-1,6-dihydropyridin-3-yl)phenyl)-*N*-methylpropanamide  
 3-(4-(1-(4-Chlorobenzyl)-6-oxo-1,6-dihydropyridin-3-yl)phenyl)-*N,N*-dimethylpropanamide  
 1-(4-Chloro-2-fluorobenzyl)-5-(4-(2-hydroxypropoxy)phenyl)pyridin-2(1*H*)-one  
 1-Isopentyl-2-oxo-4-(thiophen-2-yl)-1,2-dihydropyridine-3-carbonitrile  
 2-Oxo-1-(3-phenylpropyl)-4-(thiophen-2-yl)-1,2-dihydropyridine-3-carbonitrile  
 4-(Furan-2-yl)-1-isopentyl-2-oxo-1,2-dihydropyridine-3-carbonitrile  
 4-(Furan-2-yl)-2-oxo-1-(3-phenylpropyl)-1,2-dihydropyridine-3-carbonitrile  
 1-(4-Methylphenylmethyl)-4-(furan-2-yl)-2-oxo-1,2-dihydropyridine-3-carbonitrile  
 1-(4-Chloro-2-fluorobenzyl)-5-(3-phenylpropyl)pyridin-2(1*H*)-one  
 1-(4-Chloro-2-fluorobenzyl)-5-(4-(3-methoxyphenyl)butyl)pyridin-2(1*H*)-one  
 1-(4-Chloro-2-fluorobenzyl)-5-(4-phenylbutyl)pyridin-2(1*H*)-one  
 1-(4-Chlorobenzyl)-5-butylpyridin-2(1*H*)-one



1-(4-Chlorobenzyl)-5-(4-methoxyphenyl)pyrimidin-2(1H)-one  
1-Benzyl-5-(4-methoxyphenyl)pyrimidin-2(1H)-one  
1-Isopentyl-5-(4-methoxyphenyl)pyrazin-2(1H)-one  
1-(4-Chlorobenzyl)-5-(4-(2-(dimethylamino)ethylamino)phenyl)pyridin-2(1H)-one  
1-(4-Chlorobenzyl)-5-(4-(2-methoxyethylamino)phenyl)pyridin-2(1H)-one  
1-(4-Chlorobenzyl)-5-(4-(propylamino)phenyl)pyridin-2(1H)-one  
1-(3,3-Dimethylbutyl)-5-(4-methoxyphenyl)pyridin-2(1H)-one  
1-(4-Chloro-2-fluorobenzyl)-5-(4-(pyridin-3-ylmethoxy)phenyl)pyridin-2(1H)-one  
1-(4-Chlorobenzyl)-4-(2-hydroxyethyl)-5-(4-methoxyphenyl)pyridin-2(1H)-one  
1-(4-Chloro-2-fluorobenzyl)-5-(4-(4-methoxyphenyl)butyl)pyridin-2(1H)-one  
1-(4-Chloro-2-fluorobenzyl)-5-(4-methoxybenzyl)pyridin-2(1H)-one  
1-(4-Chloro-2-fluorobenzyl)-5-(3-phenoxypropyl)pyridin-2(1H)-one  
1-Isopentyl-4-methylquinolin-2(1H)-one  
1-(4-Chlorobenzyl)-5-(4-methoxyphenoxy)pyridin-2(1H)-one  
1-(4-Chlorobenzyl)-5-propoxy-pyridin-2(1H)-one  
1-(4-Chlorobenzyl)-5-(cyclohexylmethoxy)pyridin-2(1H)-one  
1-(4-Chlorobenzyl)-5-(4-fluorobenzyloxy)pyridin-2(1H)-one  
1-(4-Chlorobenzyl)-5-(4-methoxybenzyloxy)pyridin-2(1H)-one  
1-(4-Chlorobenzyl)-5-phenethoxy-pyridin-2(1H)-one  
1-(4-Chlorobenzyl)-5-(4-fluorophenoxy)pyridin-2(1H)-one  
1-(4-Chlorobenzyl)-5-(2-methoxyethoxy)pyridin-2(1H)-one  
1-(4-Chlorobenzyl)-5-(5-methylpyridin-2-yl)pyridin-2(1H)-one  
1-(4-Chloro-2-fluorobenzyl)-5-(4-(pyridin-2-ylmethoxy)phenyl)pyridin-2(1H)-one  
1-(4-Chloro-2-fluorobenzyl)-4-(methoxymethyl)-5-(4-methoxyphenyl)pyridin-2(1H)-one  
1-(4-Chlorobenzyl)-4-(2-methoxyethyl)-5-(4-methoxyphenyl)pyridin-2(1H)-one  
1-(4-Chlorobenzyl)-3-chloro-5-phenylpyridin-2(1H)-one  
1-(4-Chloro-2-fluorobenzyl)-3-methoxy-5-(4-methoxyphenyl)pyridin-2(1H)-one  
5-(2-Methoxybenzyl)-1-(4-chloro-2-fluorobenzyl)pyridin-2(1H)-one  
N-(3-(1-(4-Chlorobenzyl)-5-chloro-6-oxo-1,6-dihydropyridin-3-yl)phenyl)acetamide  
5-(4-Methoxyphenethylamino)-2-propylisoquinolin-1(2H)-one  
5-(4-Hydroxyphenethylamino)-2-propylisoquinolin-1(2H)-one  
1-(4-Chlorobenzyl)-6-methoxy-4-methylquinolin-2(1H)-one  
1-Isobutyl-2-oxo-4-(thiophen-2-yl)-1,2-dihydropyridine-3-carbonitrile  
1-(Cyclohexylmethyl)-2-oxo-4-(thiophen-2-yl)-1,2-dihydropyridine-3-carbonitrile  
2-Oxo-4-(thiophen-2-yl)-1-((6-(trifluoromethyl)pyridin-3-yl)methyl)-1,2-dihydropyridine-3-carbonitrile  
5-(4-Methoxyphenyl)-1-((6-(4-methoxyphenyl)pyridin-3-yl)methyl)pyridin-2(1H)-one  
1-((6-Ethynylpyridin-3-yl)methyl)-5-(4-methoxyphenyl)pyridin-2(1H)-one  
1-((6-Ethylpyridin-3-yl)methyl)-5-(4-methoxyphenyl)pyridin-2(1H)-one



2-Oxo-1-(pentan-2-yl)-4-(thiophen-2-yl)-1,2-dihydropyridine-3-carbonitrile  
 5-(4-Methoxyphenyl)-1-((2-methylthiazol-5-yl)methyl)pyridin-2(1*H*)-one  
 5-(4-Methoxyphenyl)-1-((5-methylpyrazin-2-yl)methyl)pyridin-2(1*H*)-one  
 5-(Phenoxymethyl)-1-((6-(trifluoromethyl)pyridin-3-yl)methyl)pyridin-2(1*H*)-one  
 mixture of isomers of 1-(4-chloro-2-fluorobenzyl)-5-(4-((2-methyl-2H-tetrazol-5-yl)methoxy)phenyl)pyridin-2(1*H*)-one  
 1-(4-Chlorobenzyl)-3-chloro-5-(4-methoxyphenyl)pyridin-2(1*H*)-one  
*N*-(3-(5-Chloro-1-isopentyl-6-oxo-1,6-dihydropyridin-3-yl)phenyl)methanesulfonamide  
 1-(4-Chlorobenzyl)-5-(4-fluorophenyl)pyridin-2(1*H*)-one  
 5-(4-Methoxyphenyl)-1-(pentan-2-yl)pyridin-2(1*H*)-one  
 5-(4-Methoxyphenyl)-1-((4-methylcyclohexyl)methyl)pyridin-2(1*H*)-one  
 1-Isopentyl-2-oxo-4-phenyl-1,2-dihydropyridine-3-carbonitrile  
 4-(Benzo[d][1,3]dioxol-5-yl)-1-isopentyl-2-oxo-1,2-dihydropyridine-3-carbonitrile  
 1-(4-Ethoxybenzyl)-5-(4-methoxyphenyl)pyridin-2(1*H*)-one  
 1-Isopentyl-5-(4-methoxyphenyl)pyrimidin-2(1*H*)-one  
 1-Isopentyl-5-((4-methoxyphenoxy)methyl)pyridin-2(1*H*)-one  
 1-(4-Chloro-2-fluorobenzyl)-5-((3-methoxyphenoxy)methyl)pyridin-2(1*H*)-one  
 1-(4-Chlorobenzyl)-5-(2-fluoro-4-methoxyphenyl)pyridin-2(1*H*)-one  
 1-(4-Chlorobenzyl)-5-(2-methoxypyrimidin-5-yl)pyridin-2(1*H*)-one  
 2-Oxo-1-propyl-4-(thiophen-2-yl)-1,2-dihydropyridine-3-carbonitrile  
 1-Butyl-2-oxo-4-(thiophen-2-yl)-1,2-dihydropyridine-3-carbonitrile  
 1-(2-Methylbutyl)-2-oxo-4-phenyl-1,2-dihydropyridine-3-carbonitrile  
 1-(4-Chlorobenzyl)-2-oxo-4-(thiophen-2-yl)-1,2-dihydropyridine-3-carbonitrile  
 6-Chloro-1-isopentylquinolin-2(1*H*)-one  
 4-(4-Methoxyphenethyl)-2-propylisoquinolin-1(2*H*)-one  
 5-(4-Methoxyphenethoxy)-2-propylisoquinolin-1(2*H*)-one.

### DEFINITION OF TERMS

Listed below are definitions of various terms used in the specification and claims to describe the present invention.

- 5 For the avoidance of doubt it is to be understood that in this specification “(C<sub>1</sub>-C<sub>6</sub>)” means a carbon radical having 1, 2, 3, 4, 5 or 6 carbon atoms. “(C<sub>0</sub>-C<sub>6</sub>)” means a carbon radical having 0, 1, 2, 3, 4, 5 or 6 carbon atoms. In this specification “C” means a carbon atom, “N” means a nitrogen atom and “S” means a sulphur atom.

In the case where a subscript is the integer 0 (zero) the radical to which the subscript

refers, indicates that the radical is absent, i.e. there is a direct bond between the radicals.

When two or more bonds are adjacent to one another, they are assumed to be equal to one bond. For example, a radical -A-B-, wherein both A and B may be a bond, the  
5 radical is depicting a single bond.

In this specification, unless stated otherwise, the term "bond" refers to a saturated covalent bond.

In this specification, unless stated otherwise, the term "alkyl" includes both straight and branched chain alkyl radicals and may be methyl, ethyl, n-propyl, i-propyl, n-butyl, i-  
10 butyl, s-butyl, t-butyl, n-pentyl, i-pentyl, t-pentyl, neo-pentyl, n-hexyl or i-hexyl, t-hexyl. The term "(C<sub>0</sub>-C<sub>3</sub>)alkyl" refers to an alkyl radical having 0, 1, 2 or 3 carbon atoms, and may be methyl, ethyl, n-propyl and i-propyl.

In this specification, unless stated otherwise, the term "cycloalkyl" refers to an optionally substituted carbocycle containing no heteroatoms, including mono-, bi-, and  
15 tricyclic saturated carbocycles, as well as fused ring systems. Such fused ring systems can include one ring that is partially or fully unsaturated such as a benzene ring to form fused ring systems such as benzo- fused carbocycles. Cycloalkyl includes such fused ring systems as spirofused ring systems. Examples of cycloalkyl include cyclopropyl, cyclobutyl, cyclopentyl, cyclohexyl, decahydronaphthalene, adamantane, indanyl,  
20 fluorenyl, 1,2,3,4-tetrahydronaphthalene and the like. The term "(C<sub>3</sub>-C<sub>7</sub>)cycloalkyl" may be cyclopropyl, cyclobutyl, cyclopentyl, cyclohexyl, cycloheptyl and the like.

In this specification, unless stated otherwise, the term "alkenyl" includes both straight and branched chain alkenyl radicals. The term "(C<sub>2</sub>-C<sub>6</sub>)alkenyl" refers to an alkenyl radical having 2 to 6 carbon atoms and one or two double bonds, and may be, but is not  
25 limited to vinyl, allyl, propenyl, i-propenyl, butenyl, i-butenyl, crotyl, pentenyl, i-pentenyl and hexenyl.

In this specification, unless stated otherwise, the term "alkynyl" includes both straight and branched chain alkynyl radicals. The term (C<sub>2</sub>-C<sub>6</sub>)alkynyl having 2 to 6 carbon atoms and one or two triple bonds, and may be, but is not limited to ethynyl, propargyl,  
30 butynyl, ibutynyl, pentynyl, i-pentynyl and hexynyl.



The term “aryl” refers to an optionally substituted monocyclic or bicyclic hydrocarbon ring system containing at least one unsaturated aromatic ring. Examples and suitable values of the term “aryl” are phenyl, naphthyl, 1,2,3,4-tetrahydronaphthyl, indyl, indenyl and the like.

- 5 In this specification, unless stated otherwise, the term “heteroaryl” refers to an optionally substituted monocyclic or bicyclic unsaturated, aromatic ring system containing at least one heteroatom selected independently from N, O or S. Examples of “heteroaryl” may be, but are not limited to thiophene, thienyl, pyridyl, thiazolyl, isothiazolyl, furyl, pyrrolyl, triazolyl, imidazolyl, oxadiazolyl, oxazolyl, isoxazolyl, pyrazolyl, imidazolonyl, oxazolonyl, thiazolonyl, tetrazolyl and thiadiazolyl, 10 benzoimidazolyl, benzooxazolyl, benzothiazolyl, tetrahydrotriazolopyridyl, tetrahydrotriazolopyrimidinyl, benzofuryl, thionaphthyl, indolyl, isoindolyl, pyridonyl, pyridazinyl, pyrazinyl, pyrimidinyl, quinolyl, , phtalazinyl, naphthyridinyl, quinoxalinyl, quinazolyl, imidazopyridyl, oxazolopyridyl, thiazolopyridyl, pyridyl, 15 imidazopyridazinyl, oxazolopyridazinyl, thiazolopyridazinyl, cynnolyl, pteridinyl, furazanyl, benzotriazolyl, pyrazolopyridinyl, purinyl and the like.

- In this specification, unless stated otherwise, the term “alkylaryl”, “alkylheteroaryl” and “alkylcycloalkyl” refers respectively to a substituent that is attached via the alkyl radical to an aryl, heteroaryl or cycloalkyl radical, respectively. The term “(C<sub>1</sub>-C<sub>6</sub>)alkylaryl” includes aryl-C<sub>1</sub>-C<sub>6</sub>-alkyl radicals such as benzyl, 1-phenylethyl, 2-phenylethyl, 1-phenylpropyl, 2-phenylpropyl, 3-phenylpropyl, 1-naphthylmethy, 2-naphthylmethyl, or the like. The term “(C<sub>1</sub>-C<sub>6</sub>)alkylheteroaryl” includes heteroaryl-C<sub>1</sub>-C<sub>3</sub>-alkyl radicals, wherein examples of heteroaryl are the same as those illustrated in the above definition, such as 2-furylmethyl, 3-furylmethyl, 2-thienylmethyl, 3-thienylmethyl, 1-imidazolylmethyl, 2-imidazolylmethyl, 2-thiazolylmethyl, 2-pyridylmethyl, 3-pyridylmethyl, 1-quinolylmethyl, or the like. 20 25

- In this specification, unless stated otherwise, the term “heterocycle” refers to an optionally substituted, monocyclic or bicyclic saturated, partially saturated or unsaturated ring system containing at least one heteroatom selected independently from N, O and S. 30

In this specification, unless stated otherwise, a 5- or 6-membered ring containing one or

more atoms independently selected from C, N, O and S, includes aromatic and heteroaromatic rings as well as carbocyclic and heterocyclic rings which may be saturated or unsaturated. Examples of such rings may be, but are not limited to, furyl, isoxazolyl, isothiazolyl, oxazolyl, pyrazinyl, pyrazolyl, pyridazinyl, pyridyl, pyrimidyl, pyrrolyl, thiazolyl, thienyl, imidazolyl, imidazolidinyl, imidazoliny, triazolyl, morpholinyl, piperazinyl, piperidyl, piperidonyl, pyrazolidinyl, pyrazoliny, pyrrolidinyl, pyrroliny, tetrahydropyranyl, thiomorpholinyl, phenyl, cyclohexyl, cyclopentyl, cyclohexenyl, and the like.

In this specification, unless stated otherwise, a 3- to 10-membered ring containing one or more atoms independently selected from C, N, O and S, includes aromatic and heteroaromatic rings as well as carbocyclic and heterocyclic rings which may be saturated or unsaturated. Examples of such rings may be, but are not limited to imidazolidinyl, imidazoliny, morpholinyl, piperazinyl, piperidyl, piperidonyl, pyrazolidinyl, pyrazoliny, pyrrolidinyl, pyrroliny, tetrahydropyranyl, thiomorpholinyl, tetrahydrothiopyranyl, furyl, pyrrolyl, isoxazolyl, isothiazolyl, oxazolyl, oxazolidinonyl, pyrazinyl, pyrazolyl, pyridazinyl, pyridyl, pyrimidyl, pyrrolyl, thiazolyl, thienyl, imidazolyl, triazolyl, phenyl, cyclopropyl, aziridinyl, cyclobutyl, azetidiny, cyclopentyl, cyclopentenyl, cyclohexyl, cyclohexenyl, cycloheptyl, cycloheptenyl, cyclooctyl, cyclooctenyl, and the like.

In this specification, unless stated otherwise, the term "halo" may be fluoro, chloro, bromo or iodo.

In this specification, unless stated otherwise, the term "alkylhalo" means an alkyl radical as defined above, substituted with one or more halo radicals. The term "(C<sub>1</sub>-C<sub>6</sub>)alkylhalo" may include, but is not limited to, fluoromethyl, difluoromethyl, trifluoromethyl, fluoroethyl and difluoroethyl. The term "O-C<sub>1</sub>-C<sub>6</sub>-alkylhalo" may include, but is not limited to, fluoromethoxy, difluoromethoxy, trifluoromethoxy and fluoroethoxy.

In this specification, unless stated otherwise, the term "alkylcyano" means an alkyl radical as defined above, substituted with one or more cyano.

(This paragraph will be cleaned up tomorrow)



In this specification, unless stated otherwise, the term "optionally substituted" refers to radicals further bearing one or more substituents which are preferably selected from the group of (C<sub>1</sub>-C<sub>6</sub>)alkyl; (C<sub>1</sub>-C<sub>6</sub>)alkyloxy; hydroxy(C<sub>1</sub>-C<sub>6</sub>)alkyloxy; (C<sub>1</sub>-C<sub>6</sub>)alkyloxy(C<sub>1</sub>-C<sub>6</sub>)alkyl; (C<sub>1</sub>-C<sub>6</sub>)alkyloxy(C<sub>1</sub>-C<sub>6</sub>)alkyloxy; (C<sub>1</sub>-C<sub>6</sub>)alkyloxycarbonyl; (C<sub>1</sub>-C<sub>6</sub>)alkyloxy-carbonyl(C<sub>1</sub>-C<sub>6</sub>)alkyl; (C<sub>1</sub>-C<sub>6</sub>)alkyloxycarbonyloxy; (C<sub>1</sub>-C<sub>6</sub>)alkyloxycarbonyl(C<sub>1</sub>-C<sub>6</sub>)alkyloxy; (C<sub>1</sub>-C<sub>6</sub>)alkylcarbonyl; (C<sub>1</sub>-C<sub>6</sub>)alkylcarbonyl(C<sub>1</sub>-C<sub>6</sub>)alkyloxy; (C<sub>1</sub>-C<sub>6</sub>)alkyl-carbonyloxy; (C<sub>1</sub>-C<sub>6</sub>)alkylthieno; (C<sub>1</sub>-C<sub>6</sub>)alkylsulfonyl; heterocyclic-sulfonyl, preferably morpholinylsulfonyl and pyrrolidinylsulfonyl; (C<sub>1</sub>-C<sub>6</sub>)alkylsulfonylamino; (C<sub>1</sub>-C<sub>6</sub>)alkenyl; aryl, preferably phenyl; carboxyl(C<sub>1</sub>-C<sub>6</sub>)alkyl; carbonyl(C<sub>1</sub>-C<sub>6</sub>)alkyloxy; halo, preferably fluoro and chloro; hydroxy; hydroxy(C<sub>1</sub>-C<sub>6</sub>)alkyl; phenyl(C<sub>1</sub>-C<sub>6</sub>)alkyloxy; cyano; cyano(C<sub>1</sub>-C<sub>6</sub>)alkyloxy; trifluoro(C<sub>1</sub>-C<sub>6</sub>)alkyl; trifluoro(C<sub>1</sub>-C<sub>6</sub>)alkyloxy; amino; amino(C<sub>1</sub>-C<sub>6</sub>)alkyloxy; mono- and di((C<sub>1</sub>-C<sub>6</sub>)alkyl)amino; mono- and di((C<sub>1</sub>-C<sub>6</sub>)alkylcarbonyl)amino; mono- and di((C<sub>1</sub>-C<sub>6</sub>)alkyloxycarbonyl)amino; mono- and di((C<sub>1</sub>-C<sub>6</sub>)alkylcarbonyl)amino(C<sub>1</sub>-C<sub>6</sub>)alkyl; mono- and di((C<sub>1</sub>-C<sub>6</sub>)alkylsulfonyl)amino(C<sub>1</sub>-C<sub>6</sub>)alkyloxy; mono- and di((C<sub>1</sub>-C<sub>6</sub>)alkyl)amino(C<sub>1</sub>-C<sub>6</sub>)alkyloxy; mono- and di((C<sub>1</sub>-C<sub>6</sub>)alkylcarbonyl)amino(C<sub>1</sub>-C<sub>6</sub>)alkyloxy; mono- and di((C<sub>1</sub>-C<sub>6</sub>)alkyl)aminocarbonyl; mono- and di((C<sub>1</sub>-C<sub>6</sub>)alkyl)aminocarbonyl(C<sub>1</sub>-C<sub>6</sub>)alkyl; mono- and di((C<sub>1</sub>-C<sub>6</sub>)alkyl)aminocarbonyl(C<sub>1</sub>-C<sub>6</sub>)alkyloxy; mono- and di((C<sub>1</sub>-C<sub>6</sub>)alkyl)amino(C<sub>1</sub>-C<sub>6</sub>)alkylamino; nitro; tri(C<sub>1</sub>-C<sub>6</sub>)alkylsilyl; heterocyclic, preferably morpholinyl; heterocyclic-(C<sub>1</sub>-C<sub>6</sub>)alkyl, preferably (C<sub>1</sub>-C<sub>6</sub>)alkyltetrazolyl; and heterocyclic-(C<sub>1</sub>-C<sub>6</sub>)alkyloxy, the heterocyclic preferably being pyridinyl, morpholinyl, pyrrolidinyl, optionally substituted with oxo, isoxazolyl, imidazolyl, tetrazolyl or thiazolyl.

In this specification, the term "solvate" refers to a complex of variable stoichiometry formed by a solute (e.g. a compound of Formula (I)) and a solvent. The solvent is a pharmaceutically acceptable solvent as preferably water ; such solvent may not interfere with the biological activity of the solute.

In this specification, unless stated otherwise, the term "positive allosteric modulator of mGluR2" or "allosteric modulator of mGluR2" refers also to a pharmaceutically acceptable acid or base addition salt thereof, a stereochemically isomeric form thereof and an *N*-oxide form thereof.

### PHARMACEUTICAL COMPOSITIONS

Positive allosteric modulators of mGluR2 described herein, and the pharmaceutically acceptable salts, solvates and hydrates thereof can be used in pharmaceutical preparations in combination with a pharmaceutically acceptable carrier or diluent. Suitable pharmaceutically acceptable carriers include inert solid fillers or diluents and sterile aqueous or organic solutions. The positive allosteric modulators of mGluR2 will be present in such pharmaceutical compositions in amounts sufficient to provide the desired dosage amount in the range described herein. Techniques for Formulation and administration of the compounds of the instant invention can be found in *Remington: the Science and Practice of Pharmacy*, 19<sup>th</sup> edition, Mack Publishing Co., Easton, PA (1995).

The amount of positive allosteric modulators of mGluR2, administered to the subject will depend on the type and severity of the disease or condition and on the characteristics of the subject, such as general health, age, sex, body weight and tolerance to drugs. The skilled artisan will be able to determine appropriate dosages depending on these and other factors. Effective dosages for commonly used CNS drugs are well known to the skilled person. The total daily dose usually ranges from about 0.05 – 2000 mg.

The present invention relates to pharmaceutical compositions which provide from about 0.01 to 1000 mg of the active ingredient per unit dose. The compositions may be administered by any suitable route. For example orally in the form of capsules, etc..., parenterally in the form of solutions for injection, topically in the form of ointments or lotions, ocularly in the form of eye-drops, rectally in the form of suppositories, intranasally or transcutaneously in the form of delivery system like patches.

For oral administration, the positive allosteric modulators of mGluR2 thereof can be combined with a suitable solid or liquid carrier or diluent to form capsules, tablets, pills, powders, syrups, solutions, suspensions and the like.

The tablets, pills, capsules, and the like contain from about 0.01 to about 99 weight percent of the active ingredient and a binder such as gum tragacanth, acacias, corn starch or gelatin; excipients such as dicalcium phosphate; a disintegrating agent such as



corn starch, potato starch, alginic acid, a lubricant such as magnesium stearate; and a sweetening agent such as sucrose lactose or saccharin. When a dosage unit form is a capsule, it may contain, in addition to materials of the above type, a liquid carrier such as a fatty oil.

- 5 Various other materials may be present as coatings or to modify the physical form of the dosage unit. For instance, tablets may be coated with shellac, sugar or both. A syrup or elixir may contain, in addition to the active ingredient, sucrose as a sweetening agent, methyl and propylparabens as preservatives, a dye and a flavoring such as cherry or orange flavor.
- 10 For parenteral administration the disclosed positive allosteric modulators of mGluR2 can be combined with sterile aqueous or organic media to form injectable solutions or suspensions. For example, solutions in sesame or peanut oil, aqueous propylene glycol and the like can be used, as well as aqueous solutions of water-soluble pharmaceutically-acceptable salts of the compounds. Dispersions can also be prepared
- 15 in glycerol, liquid polyethylene glycols and mixtures thereof in oils. Under ordinary conditions of storage and use, these preparations contain a preservative to prevent the growth of microorganisms.

In addition, to the formulations described previously, the compounds may also be formulated as a depot preparation. Such long acting formulations may be administered

20 by implantation, for example, subcutaneously or intramuscularly or by intramuscular injection. Thus, for example, as an emulsion in an acceptable oil, or ion exchange resins, or as sparingly soluble derivatives, for example, as sparingly soluble salts.

Preferably disclosed positive allosteric modulators of mGluR2 or pharmaceutical formulations containing these compounds are in unit dosage form for administration to

25 a mammal. The unit dosage form can be any unit dosage form known in the art including, for example, a capsule, an IV bag, a tablet, or a vial. The quantity of active ingredient in a unit dose of composition is an effective amount and may be varied according to the particular treatment involved. It may be appreciated that it may be necessary to make routine variations to the dosage depending on the age and condition

30 of the patient. The dosage will also depend on the route of administration which may

be by a variety of routes including oral, aerosol, rectal, transdermal, subcutaneous, intravenous, intramuscular, intraperitoneal and intranasal.

### PHARMACOLOGY

- 5 The compounds provided in this invention are positive allosteric modulators of metabotropic receptors, in particular they are positive allosteric modulators of mGluR2. The compounds of the present invention do not appear to bind to the glutamate recognition site, the orthosteric ligand site, but instead to an allosteric site within the seven transmembrane region of the receptor. In the presence of glutamate or an agonist
- 10 of mGluR2, the compounds of this invention increase the mGluR2 response. The compounds provided in this invention are expected to have their effect at mGluR2 by virtue of their ability to increase the response of such receptors to glutamate or mGluR2 agonists, enhancing the response of the receptor. Hence, the present invention relates to a compound for use as a medicine, as well as to the use of a compound according to
- 15 the invention or a pharmaceutical composition according to the invention for the manufacture of a medicament for treating or preventing a condition in a mammal, including a human, the treatment or prevention of which is affected or facilitated by the neuromodulatory effect of mGluR2 allosteric modulators, in particular positive mGluR2 allosteric modulators.
- 20 Also, the present invention relates to the use of a compound according to the invention or a pharmaceutical composition according to the invention for the manufacture of a medicament for treating, or preventing, ameliorating, controlling or reducing the risk of various neurological and psychiatric disorders associated with glutamate dysfunction in a mammal, including a human, the treatment or prevention of which is affected or
- 25 facilitated by the neuromodulatory effect of mGluR2 positive allosteric modulators.

Where the invention is said to relate to the use of a compound or composition according to the invention for the manufacture of a medicament for e.g. the treatment of a mammal, it is understood that such use is to be interpreted in certain jurisdictions as a method of e.g. treatment of a mammal, comprising administering to a mammal in

30 need of such e.g. a treatment, an effective amount of a compound or composition according to the invention.



In particular, the neurological and psychiatric disorders associated with glutamate dysfunction, include one or more of the following conditions or diseases: acute neurological and psychiatric disorders such as cerebral deficits subsequent to cardiac bypass surgery and grafting, stroke, cerebral ischemia, spinal cord trauma, head trauma, 5 perinatal hypoxia, cardiac arrest, hypoglycemic neuronal damage, dementia (including AIDS-induced dementia), Alzheimer's disease, Huntington's Chorea, amyotrophic lateral sclerosis, ocular damage, retinopathy, cognitive disorders, idiopathic and drug-induced Parkinson's disease, muscular spasms and disorders associated with muscular spasticity including tremors, epilepsy, convulsions, migraine (including migraine 10 headache), urinary incontinence, substance tolerance, substance withdrawal (including substances such as opiates, nicotine, tobacco products, alcohol, benzodiazepines, cocaine, sedatives, hypnotics, etc.), psychosis, schizophrenia, anxiety (including generalized anxiety disorder, panic disorder, and obsessive compulsive disorder), mood disorders (including depression, mania, bipolar disorders), trigeminal neuralgia, hearing 15 loss, tinnitus, macular degeneration of the eye, emesis, brain edema, pain (including acute and chronic states, severe pain, intractable pain, neuropathic pain, and post-traumatic pain), tardive dyskinesia, sleep disorders (including narcolepsy), attention deficit/hyperactivity disorder, and conduct disorder.

In particular, the condition or disease is a central nervous system disorder selected from 20 the group of anxiety disorders, psychotic disorders, personality disorders, substance-related disorders, eating disorders, mood disorders, migraine, epilepsy or convulsive disorders, childhood disorders, cognitive disorders, neurodegeneration, neurotoxicity and ischemia.

Preferably, the central nervous system disorder is an anxiety disorder, selected from the 25 group of agoraphobia, generalized anxiety disorder (GAD), obsessive-compulsive disorder (OCD), panic disorder, posttraumatic stress disorder (PTSD), social phobia and other phobias.

Preferably, the central nervous system disorder is a psychotic disorder selected from the group of schizophrenia, delusional disorder, schizoaffective disorder, schizophreniform 30 disorder and substance-induced psychotic disorder

Preferably, the central nervous system disorder is a personality disorder selected from the group of obsessive-compulsive personality disorder and schizoid, schizotypal disorder.

5 Preferably, the central nervous system disorder is a substance-related disorder selected from the group of alcohol abuse, alcohol dependence, alcohol withdrawal, alcohol withdrawal delirium, alcohol-induced psychotic disorder, amphetamine dependence, amphetamine withdrawal, cocaine dependence, cocaine withdrawal, nicotine dependence, nicotine withdrawal, opioid dependence and opioid withdrawal.

10 Preferably, the central nervous system disorder is an eating disorder selected from the group of anorexia nervosa and bulimia nervosa.

Preferably, the central nervous system disorder is a mood disorder selected from the group of bipolar disorders (I & II), cyclothymic disorder, depression, dysthymic disorder, major depressive disorder and substance-induced mood disorder.

Preferably, the central nervous system disorder is migraine.

15 Preferably, the central nervous system disorder is epilepsy or a convulsive disorder selected from the group of generalized nonconvulsive epilepsy, generalized convulsive epilepsy, petit mal status epilepticus, grand mal status epilepticus, partial epilepsy with or without impairment of consciousness, infantile spasms, epilepsy partialis continua, and other forms of epilepsy.

20 Preferably, the central nervous system disorder is attention-deficit/hyperactivity disorder.

Preferably, the central nervous system disorder is a cognitive disorder selected from the group of delirium, substance-induced persisting delirium, dementia, dementia due to HIV disease, dementia due to Huntington's disease, dementia due to Parkinson's disease, dementia of the Alzheimer's type, substance-induced persisting dementia and mild cognitive impairment.

25

Of the disorders mentioned above, the treatment of anxiety, schizophrenia, migraine, depression, and epilepsy are of particular importance.

At present, the fourth edition of the Diagnostic & Statistical Manual of Mental Disorders (DSM-IV) of the American Psychiatric Association provides a diagnostic

30



tool for the identification of the disorders described herein. The person skilled in the art will recognize that alternative nomenclatures, nosologies, and classification systems for neurological and psychiatric disorders described herein exist, and that these evolve with medical and scientific progresses.

- 5 Because such positive allosteric modulators of mGluR2, including compounds of Formula (I), enhance the response of mGluR2 to glutamate, it is an advantage that the present methods utilize endogenous glutamate.

Because positive allosteric modulators of mGluR2, including compounds of Formula (I), enhance the response of mGluR2 to agonists, it is understood that the present  
10 invention extends to the treatment of neurological and psychiatric disorders associated with glutamate dysfunction by administering an effective amount of a positive allosteric modulator of mGluR2, including compounds of Formula (I), in combination with an mGluR2 agonist.

The compounds of the present invention may be utilized in combination with one or  
15 more other drugs in the treatment, prevention, control, amelioration, or reduction of risk of diseases or conditions for which compounds of Formula (I) or the other drugs may have utility, where the combination of the drugs together are safer or more effective than either drug alone.

## 20 METHODS OF SYNTHESIS

The compounds according to the invention, in particular the compounds according to the Formula (I), (II), (II-a), (II-b), (II-c), (II-c1), (II-c2), (II-c3), (III), (III-a), (III-b), (III-c), (III-c1), (III-c2), (III-c3), (IV), (V), (V-a) and (V-b), may be prepared by methods known in the art of organic synthesis or by the following synthesis schemes.  
25 In all of the schemes described below it is understood that protecting groups for sensitive or reactive groups are employed where necessary in accordance with the general principles of organic chemistry. Protecting groups are manipulated according to standard methods (T.W. Green and P.G.M. Wuts, 1991, *Protecting Groups in Organic Synthesis*, John Wiley & Sons, Inc.). These groups are then removed at a convenient  
30 stage of the synthesis using methods that are readily apparent to those skilled in the art.

The compounds according to the invention may be represented as a mixture of enantiomers which may be resolved into their individual *R*- or *S*-enantiomers. If for instance, a particular enantiomer is required it may be prepared by asymmetric synthesis or by derivation with a chiral auxiliary and the resulting diastereomeric mixture separated. The auxiliary group can then be cleaved to provide the desired pure enantiomers. Alternatively, where the molecule contains a basic functional group such as an amino or an acidic functional group such as a carboxyl functional group, resolution may be performed by fractional crystallization from various solvents as the salt of an optical active acid or by other methods known in the literature (*e.g.* chiral column chromatography).

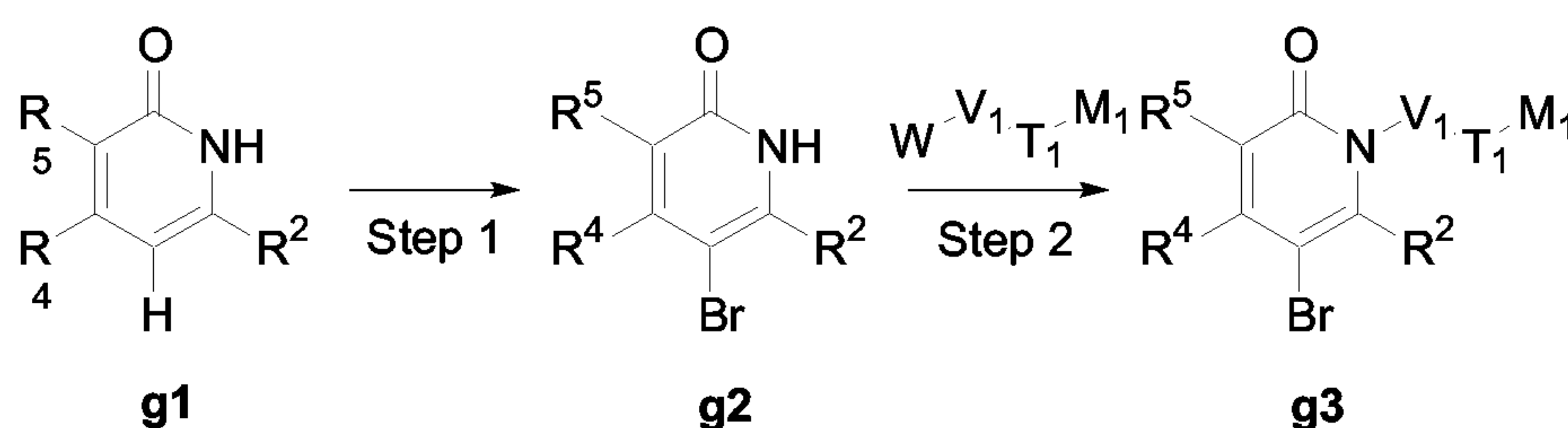
Resolution of the final product, an intermediate or a starting material may be performed by any suitable method known in the art (E.L. Eliel, S.H. Wilen and L.N. Mander, **1984**, *Stereochemistry of Organic Compounds*, Wiley-Interscience).

Many of the heterocyclic compounds of Formula (I) to (V-b) where  $M_1$  or  $M_2$  is a heteroaromatic or heterocyclic group may be prepared using synthetic routes well known in the art (A.R. Katritzky and C. W. Rees, **1984**, *Comprehensive Heterocyclic Chemistry*, Pergamon Press).

The synthesis of mGluR2 modulators disclosed herein are shown in the following synthetic schemes. Specific conditions for carrying out these reactions are provided in the examples. In one embodiment, the invention provides compounds of Formula V, where the  $V_1T_1M_1$  group can be introduced by alkylation (N-C, bond formation) using the appropriate starting materials (*i.e.* pyridine derivatives or pyridinone derivatives). The  $V_1T_1M_1$  group can be introduced by an alkylation (O-C or N-C, bond formation), a reductive amination (C-N, bond formation), or by displacement of a leaving group Cl, Br, I or OP, where OP is defined as a leaving group (*e.g.* tosylate, and mesylate) (C-N or C-O, bond formation). C-N, C-O and C-C bond formation are well understood by a person skilled in the art of organic chemistry. The synthetic schemes described below show exemplified approaches to compounds of the present invention but these routes should not be taken as the only possible synthetic routes to compounds of the present invention.



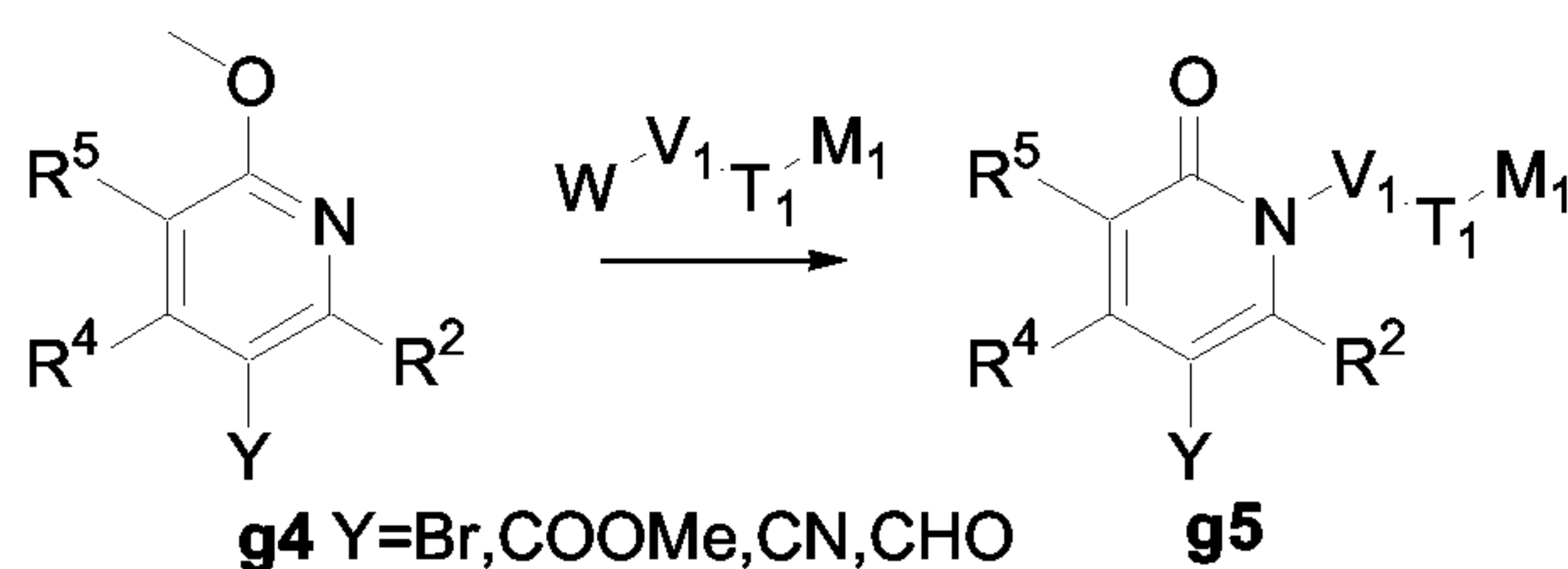
Pyridinones **g1** are commercially available or may be synthesized in ways described in the literature (Synthesis, 2002, 79-82; Tetrahedron Asymmetry, 1998, 2027; J. Heterocycl. Chem., 1974, 251; Synth. Commun., 1994, 1367). Selective bromination of a suitably substituted pyridine **g1** leads to bromopyridine **g2**. It is well known that such brominations can lead to isomers (Bioorg. Med. Chem. Lett., 2002, 197-202) which can be separated by crystallization or column chromatography. The group  $V_1T_1M_1$  can then be introduced in one step by alkylation using an elaborated  $W-V_1T_1M_1$  group (where W is Cl, Br or OP) or alternatively, a  $HO-V_1T_1M_1$  group using Mitsunobu conditions (Tetrahedron Letters, 1994, 2819-2822). It is described in the literature that this procedure may give undesired O-alkylated product which can be separated by crystallization or column chromatography.



Scheme 1

15

Alternatively, the group  $V_1T_1M_1$  can be introduced by reaction of a suitably substituted 2-methoxypyridine with an elaborated  $W-V_1T_1M_1$  where W is Cl, Br or OP (Scheme 2).



Scheme 2

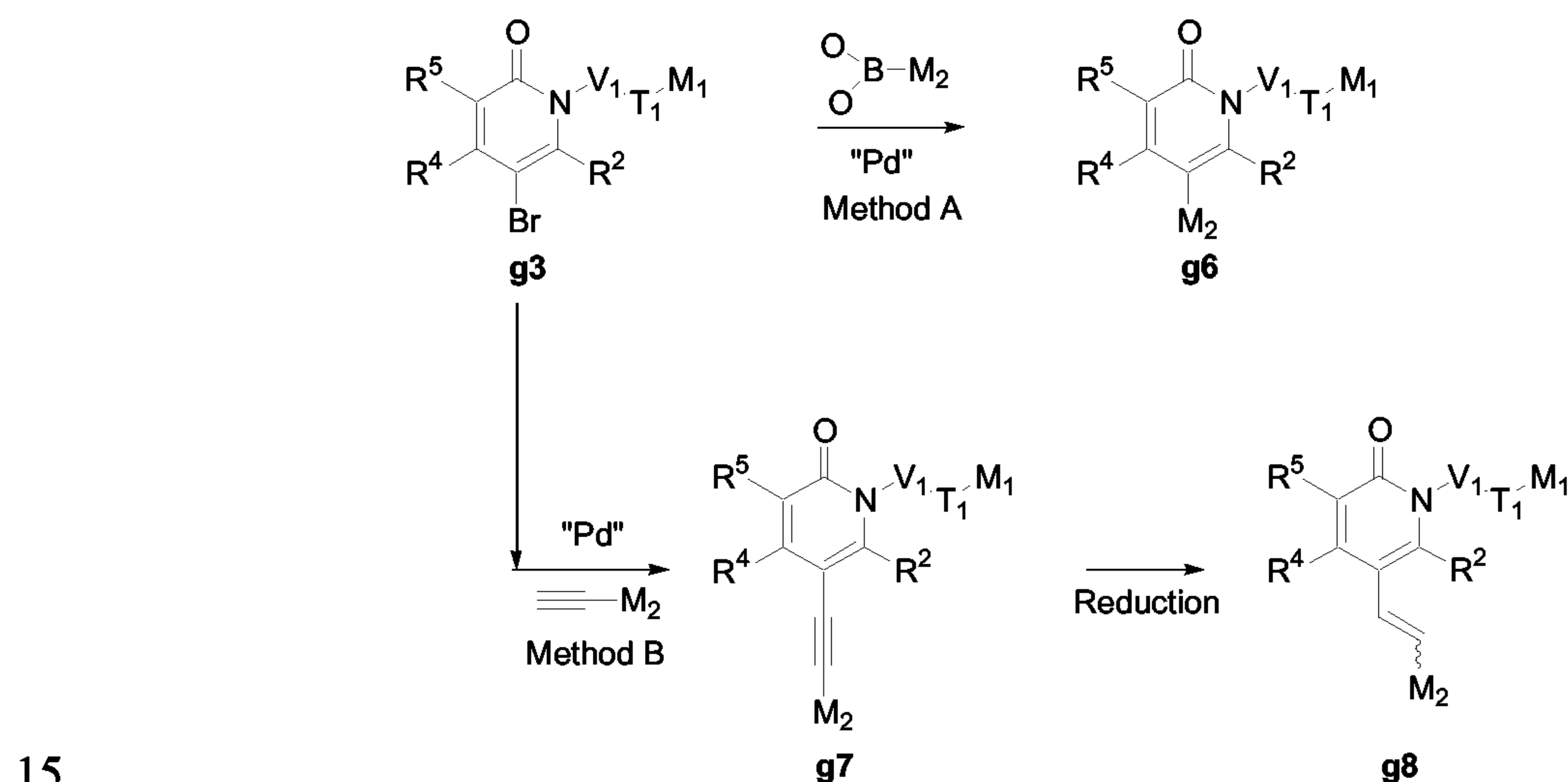
20

Suitably substituted, means in the context of the invention, substituents as defined in the list of preferred substituents or substituent which can be precursor of the

aforementioned preferred substituents and are therefore protected in a manner that a person skilled in the art would recognize.

The introduction of the  $V_2T_2M_2$  can be done through carbon-carbon bond formation  
5 (Scheme 3).

- Using a boronic acid under Suzuki-Miyaura conditions (Chem. Rev., 1995, 95, 54, 263) where  $V_2T_2$  are bonds and  $M_2$  is aryl, heteroaryl, cycloalkenearyl or cycloalkeneheteroaryl (Method A).
- Using a suitable alkylidynyl group under Sonogashira condition (J. Med. Chem.,  
10 2000, 43, 4288-4312) where  $V_2T_2$  is an alkylidynyl group and  $M_2$  is aryl, alkylaryl, heteroaryl or alkylheteroaryl (Method B).
- Using a suitable alkylidenyl group under Heck condition where  $V_2T_2$  is alkylidenyl group and  $M_2$  is aryl, alkylaryl, heteroaryl or alkylheteroaryl.



The Suzuki-Miyaura (Method A, Scheme 3) carbon-carbon coupling reaction requires a catalyst such as  $PdCl_2(PPh_3)_2$ ,  $Pd(PPh_3)_4$ ,  $Pd_2(dba)_3$ ,  $Pd_2(dppf)$  or  $Pd(OAc)_2$  and an  
20 aqueous or non-aqueous base such as sodium carbonate, potassium carbonate, sodium hydroxide or cesium fluoride in a suitable solvent such as dioxane, toluene, dimethoxyethane or DMF. The Sonogashira (Method B, Scheme 3) carbon-carbon coupling reaction requires a catalyst such as  $PdCl_2(PPh_3)_2$ ,  $Pd(PPh_3)_4$  or  $Pd(OAc)_2$  in a suitable solvent such as DMF, acetonitrile or benzene. Typically, a co-catalyst such as



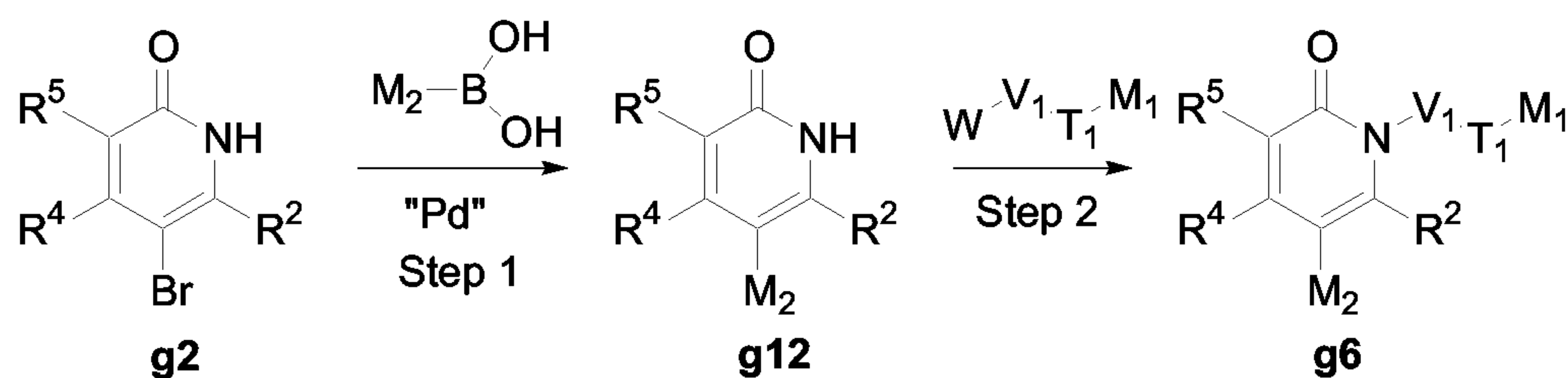
The inventors are aware that some chemical groups within  $V_1T_1M_1$  may not be compatible with the aforementioned carbon-carbon bond forming reaction (*i.e.* Sonogashira, Heck or Suzuki-Miyaura). Therefore, the  $V_1T_1M_1$  group can be introduced later in the synthesis (Scheme 4, Method A) and for example the Sonogashira reaction could be performed in the first step on a suitably substituted 2-methoxypyridine 5-boronic acid **g9**. The synthesis of such boronic acid is well described in the literature (J. Org. Chem., 2002, 67, 7541-7543) from commercial precursors with aryl and heteroaryl triflates or bromides. Aryl and heteroaryl bromides are available from commercial sources. The synthesis can also be performed from a suitably substituted 2-methoxypyridine having in position 5 an halide or a triflate reacting in a Suzuki-Miyaura reaction with a boronic compound  $Q-M_2$  where Q is  $B(OR)_2$ . (Method B)



### Scheme 4

Likewise, the  $V_2T_2M_2$  (in this case  $V_2$  and  $T_2$  are bonds and  $M_2$  is aryl, alkenearyl, aryl or heteroaryl) group can be introduced onto **g2** in the first step (Scheme 5), to yield compound **g12** which is then subjected to  $W-V_1T_1M_1$  under conditions similar to those described in Scheme 1, Step 2.

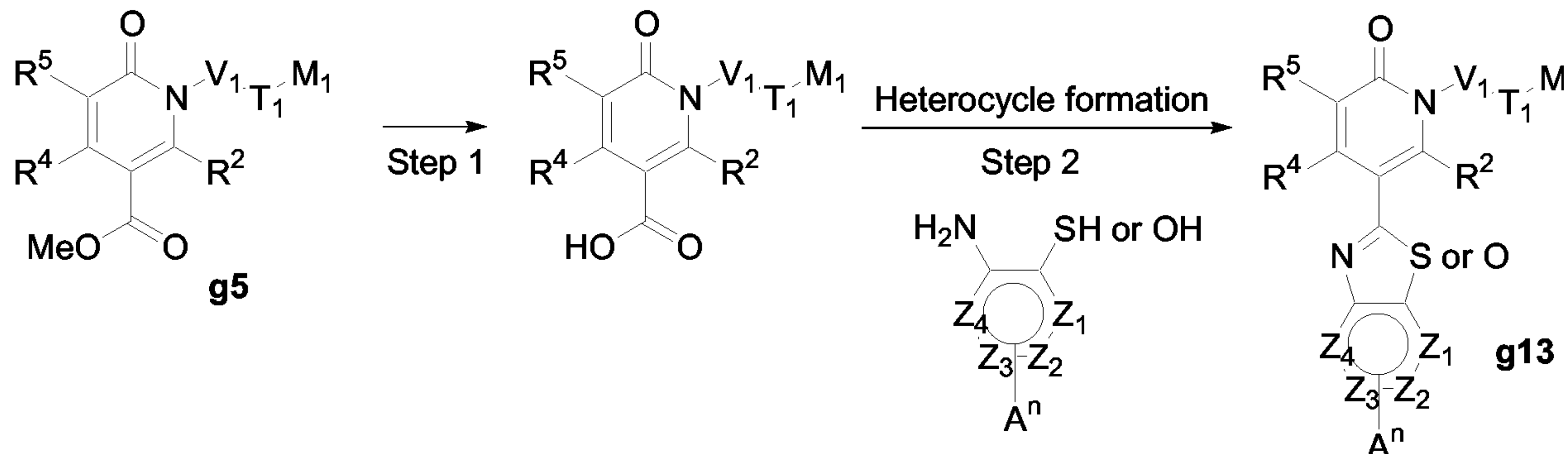
5



Scheme 5

For a person skilled in the art of organic chemistry it is well understood that functionalities present in compound **g5** (where Y is COOMe, CN or CHO) may be further transformed into compound **g13** as exemplified where Y is COOMe (Scheme 6).

10



Scheme 6

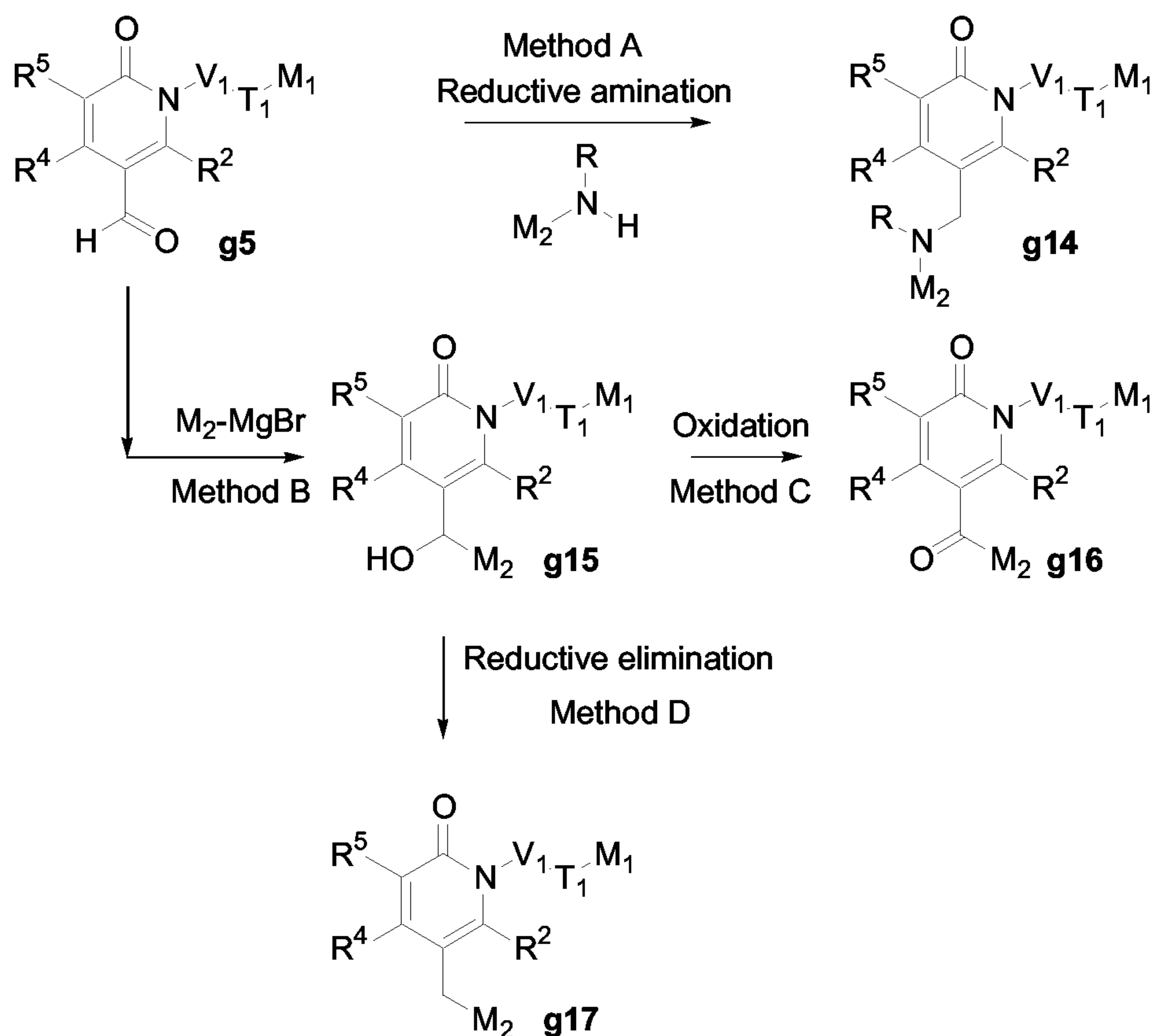
15

The acid compound generated from the ester **g5** is an excellent anchoring point for heterocycle formation such as benzothiazole, oxadiazole, benzoxazole or isoxazole. The composition of the invention is not limited only to the aforementioned heterocycles but extends to our preferred list of heterocycles which may be synthesized through a similar scheme. (A. R. Katrizky and C. W. Rees, 1984, *Comprehensive Heterocyclic Chemistry*, Pergamon Press).

20



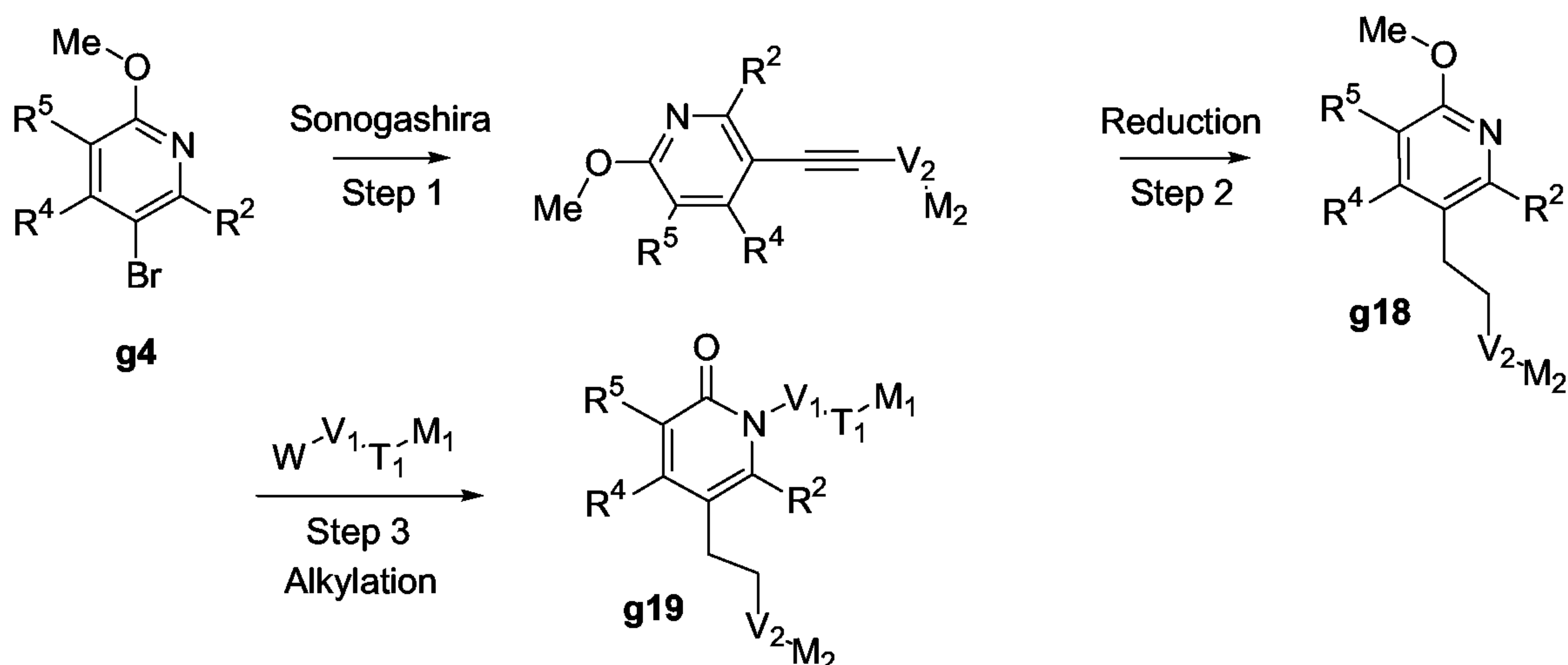
For one skilled in the art of organic chemistry it is well understood that functionalities present in compound **g5** (where Y is COOMe, CN or CHO) may be further transformed into compounds **g14**, **g15**, **g16** and **g17** (Scheme 7).



**Scheme 7**

The reductive amination to afford compound **g14** is well documented in the literature (Helv. Chim. Acta, 1998, 81, 1754). The synthesis of alcohol **g15** may utilize organometallic reagents such as the Grignard reagent exemplified here. However, many alternative organometallic reagents may be used and their preparation and use is well exemplified in the literature (M. Schlosser, 1994, *Organometallics in Synthesis*, John Wiley & Sons, Inc.). Compound **g15** can be subsequently transformed into ketone **g16** via oxidation or into alkyl **g17** via reductive elimination.

The inventors are aware that for specific compounds of the invention for instance compound **g19** neither compound **g5** nor compound **g3** are compatible intermediates, therefore, compound **g4** would be a suitable starting material (Scheme 8).

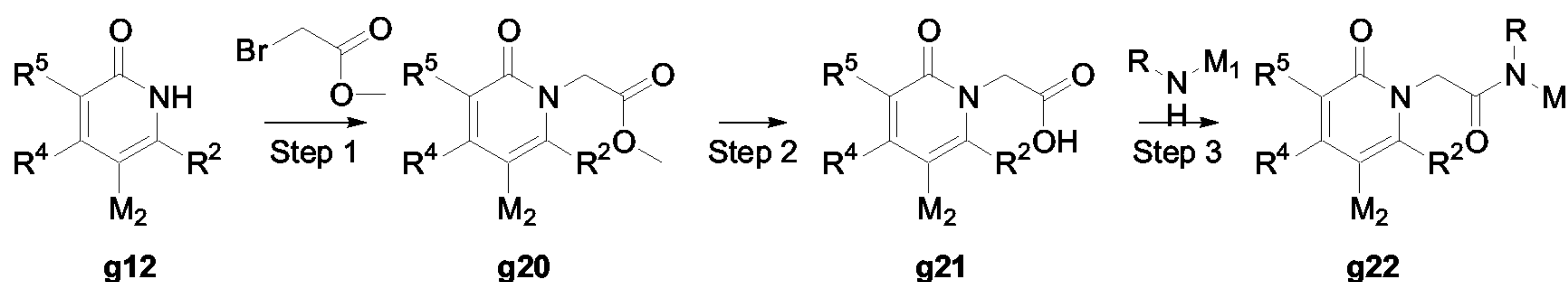


Scheme 8

All the methods used in Scheme 8 have been described in previous schemes.

5

A person skilled in the art of organic chemistry would recognise that the  $V_1T_1M_1$  group assembly may be constructed stepwise to afford compounds **g20** and **g22** (Scheme 9).



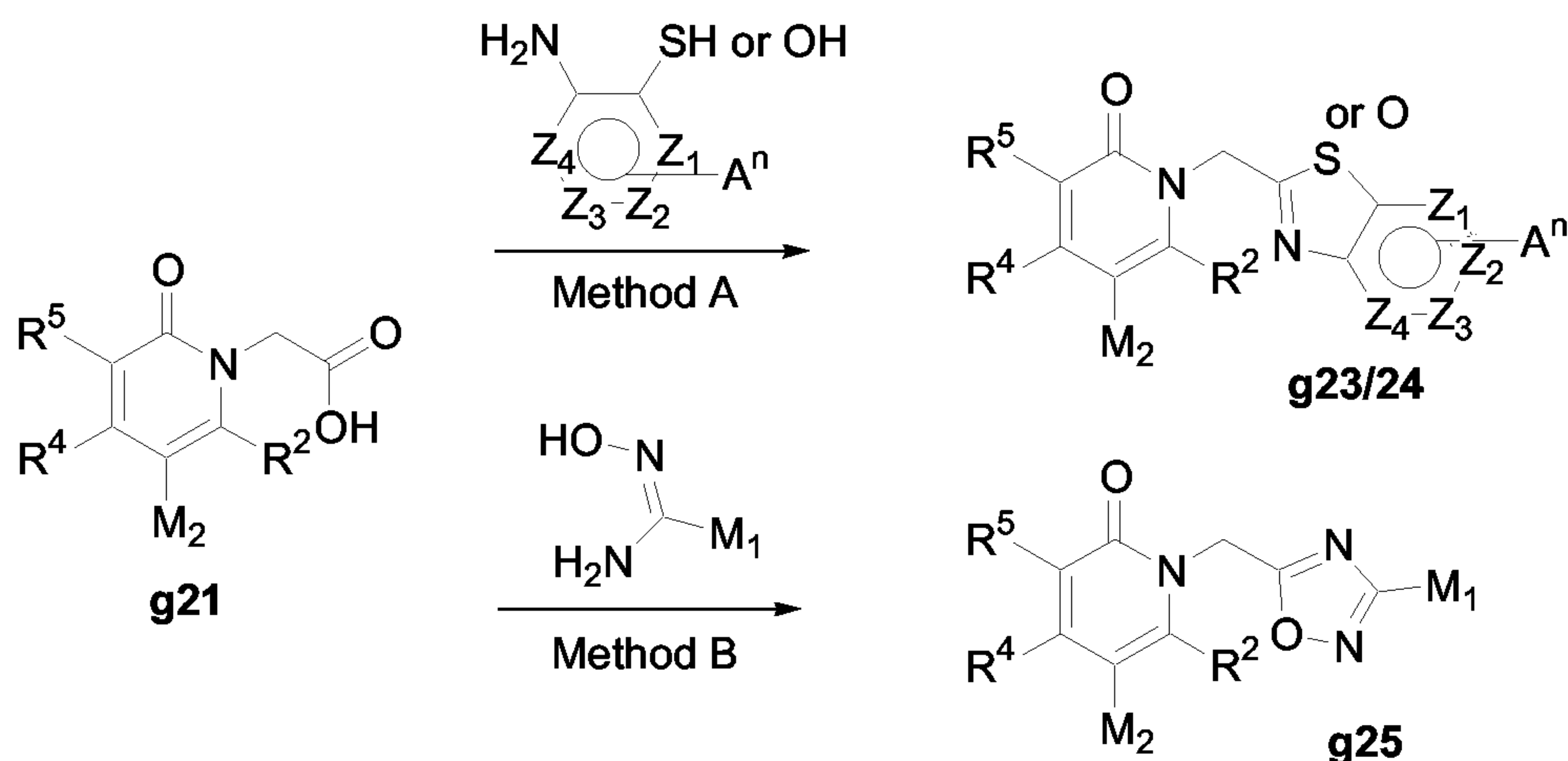
Scheme 9

10

The acid moiety present in **g21** is an excellent anchoring point for heterocycle formation such as benzothiazole **g23**, benzoxazole **g24**, oxadiazole **g25** and isoxazole (Scheme 10) which are also compounds of this invention. The composition of the invention is not limited only to the aforementioned heterocycles but extend to our preferred list of heterocycles which can be synthesized through a similar scheme (A. R. Katritzky and C. W. Rees, 1984, *Comprehensive Heterocyclic Chemistry*, Pergamon Press; Chem. Pharm. Bull., 1999, 47, 120–122).

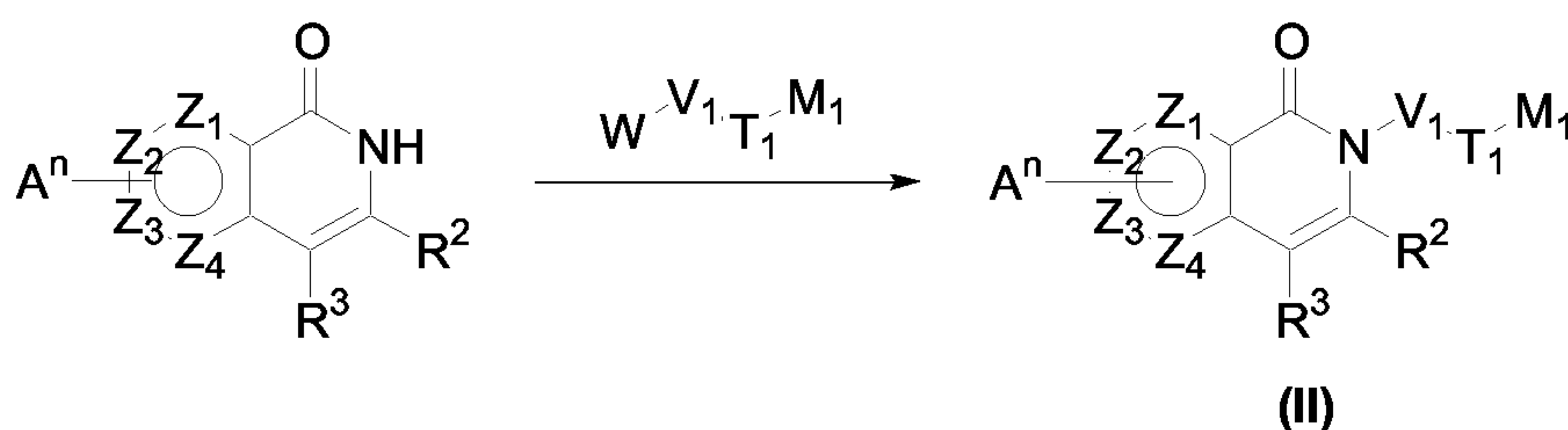
15





Scheme 10

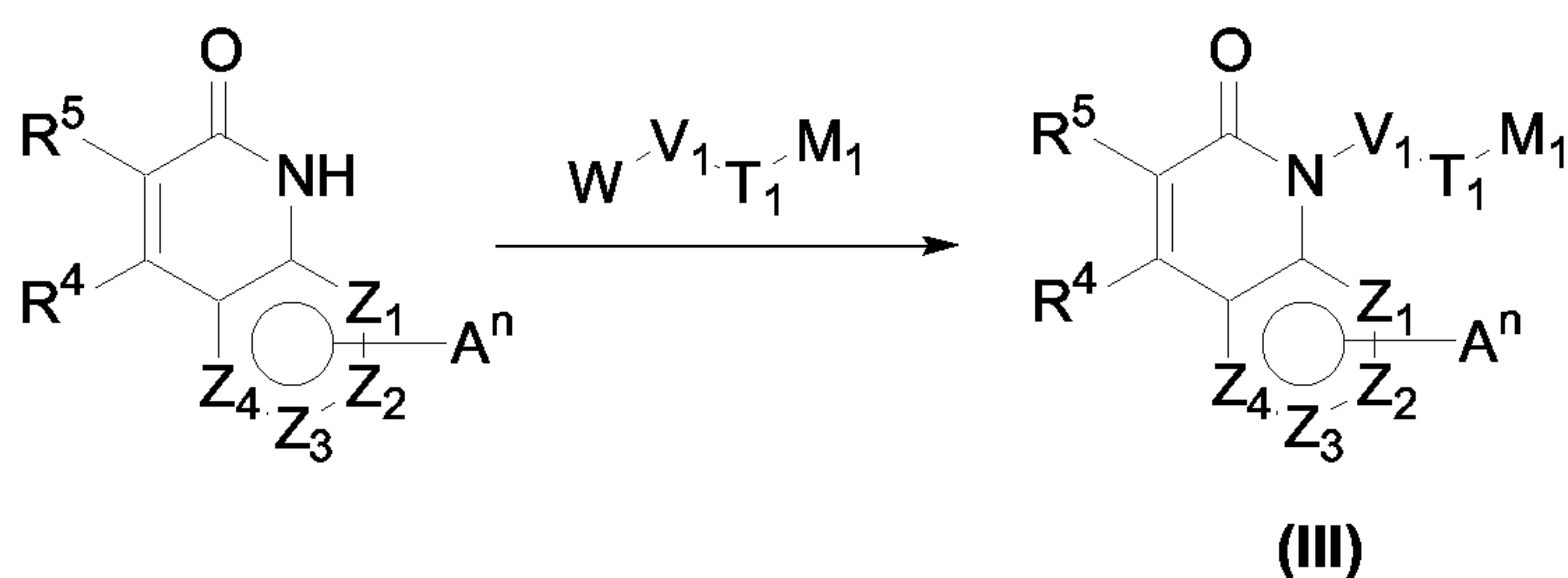
In another embodiment, the invention provides compounds of Formula (II) (Scheme 11). The synthesis of starting materials (*i.e.* isoquinolin-1-one derivatives) when not commercially available are well described in the literature (Chem. Ber., 1972, 3726-3747; Chem. Pharm. Bull., 1982, 1680-1691, Chem. Pharm. Bull., 1986, 2754-2759). For a person skilled in the art of organic chemistry it is well understood that the preferred substituents as defined in the claims can be introduced using similar chemistry. V<sub>1</sub>T<sub>1</sub>M<sub>1</sub> may be introduced using an elaborated W-V<sub>1</sub>T<sub>1</sub>M<sub>1</sub> (where W is Cl, Br or OP) in the presence of base such as NaH, K<sub>2</sub>CO<sub>3</sub> or NaHMDS in a suitable solvent such as THF or DMF. It is noteworthy that these procedures may lead to undesired O-alkylated product which can be separated by crystallization or column chromatography.



Scheme 11

In another embodiment, the invention provides compounds of Formula (III) (Scheme 12). The syntheses of similar compounds are well described in the literature (Magn. Reson. Chem., 26, 1988, 511-517; J. Chem. Soc. Perkin Trans., 1, 1980, 197-202; J. Heterocycl. Chem., 1983, 1707-1708, Heterocycles, 1997, 483-492). For a person

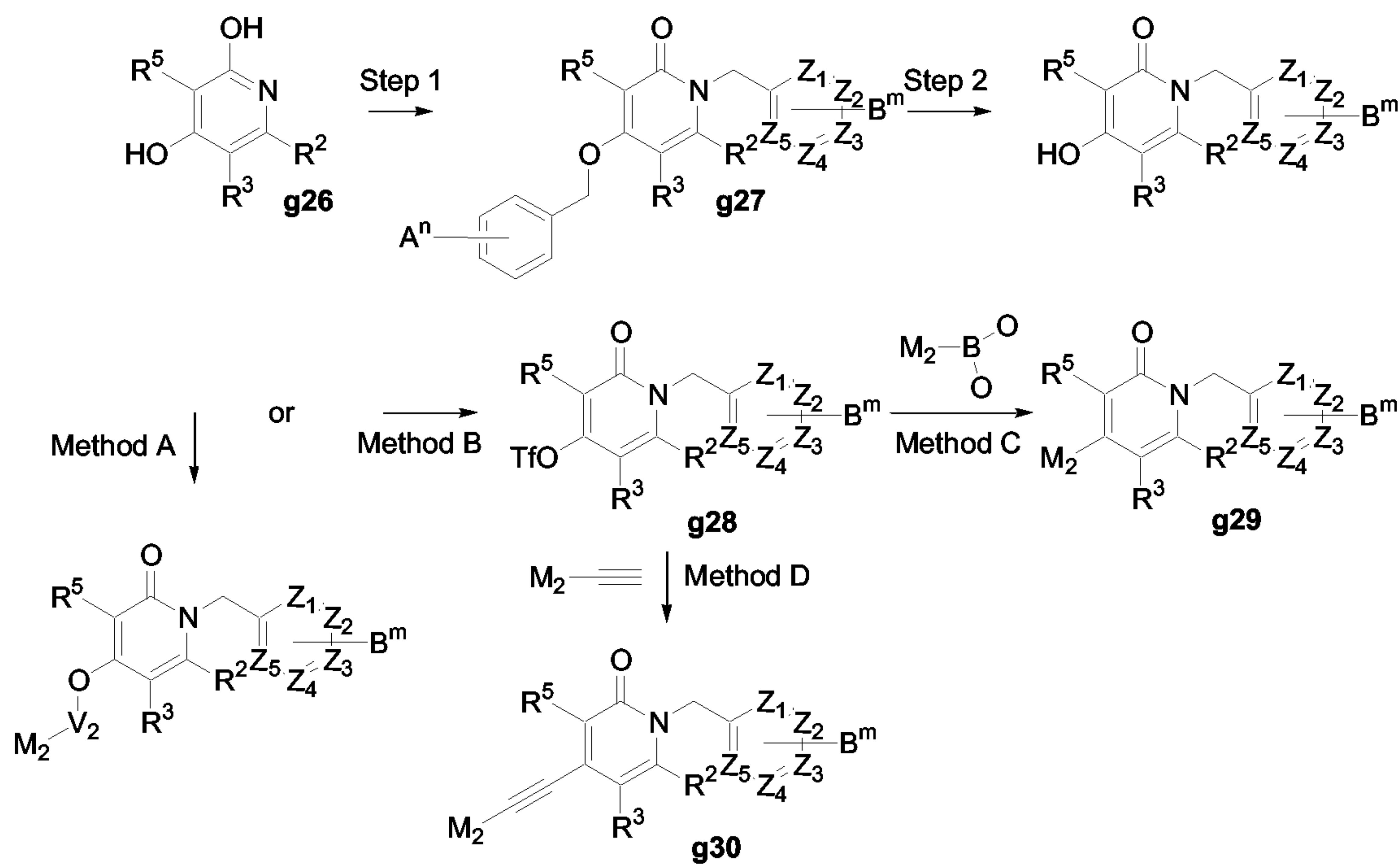
skilled in the art of organic chemistry it is well understood that preferred substituents as defined in the claims can be introduced using similar chemistry.  $V_1T_1M_1$  can be introduced using an elaborated  $W-V_1T_1M_1$  (where W is Cl, Br or OP) in presence of base such as NaH or  $K_2CO_3$  or alternatively, with  $HO-V_1T_1M_1$  using Mitsunobu condition (Tetrahedron Letters, 1994, 2819-2822) It is noteworthy that this procedure may lead to undesired O-alkylated product which can be separated by crystallization or column chromatography.



Scheme 12

10

In another embodiment of the invention provides compounds of Formula (IV) (Scheme 13).



Scheme 13

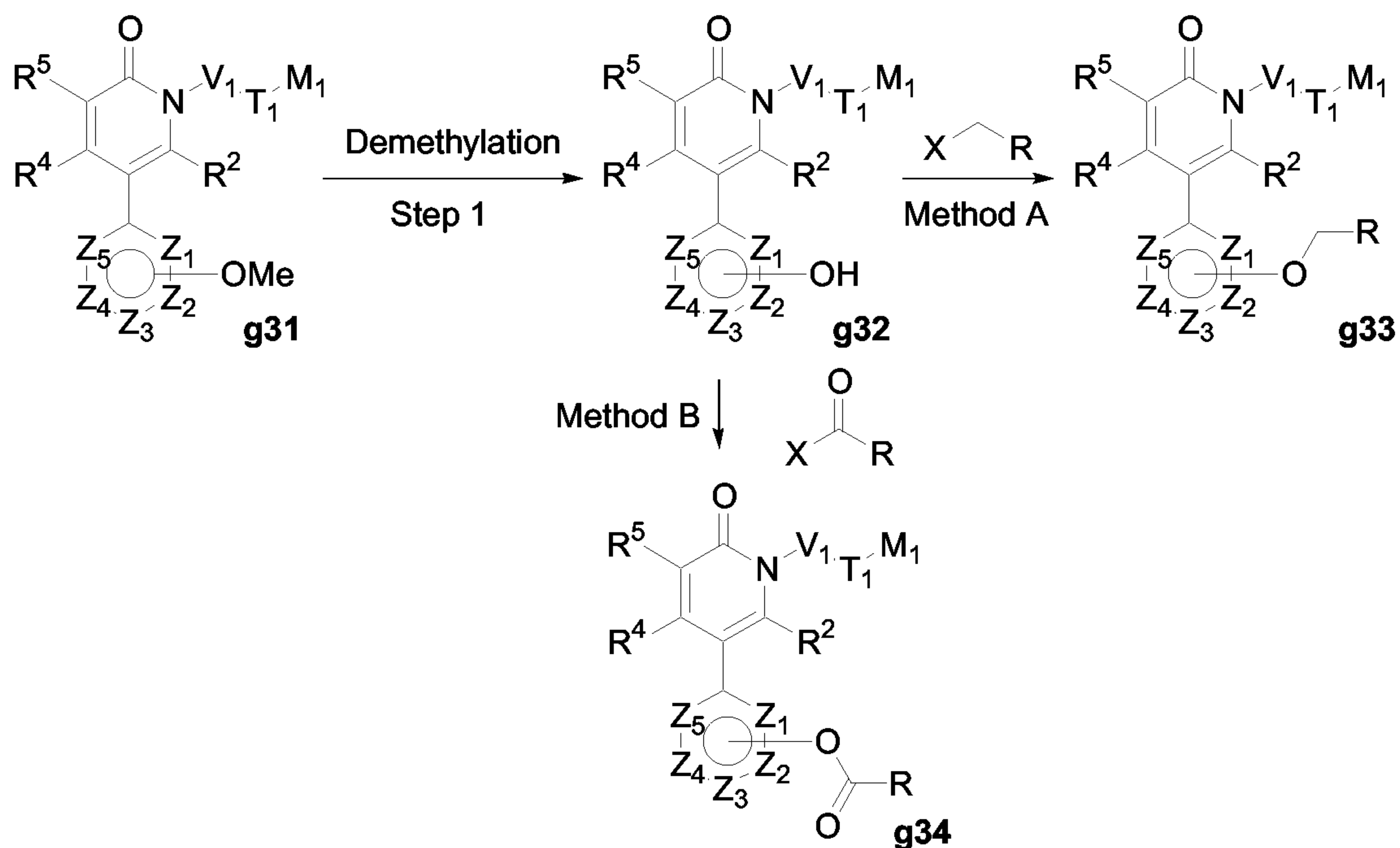
15



Alkylation of 2,4-dihydroxypyridine (commercially available) with a substituted benzyl halide is achieved using a base such as  $K_2CO_3$  in a suitable solvent such as THF,  $CH_3CN$  or DMF under heating at  $80^\circ C$ . This transformation may lead to a mixture of products which can then be separated to isolate intermediate **g27**. The deprotection of the hydroxybenzyl moiety can be selectively achieved using Pd/C and  $H_2$  or ammonium formate (as hydrogen source). The subsequent alcohol can either be alkylated as described previously or transformed into a triflate. Triflate **g28** is a rather sensitive molecule and is used in the carbon-carbon bond formation (exemplified here with a Suzuki-Miyaura reaction or Sonogashira coupling, Scheme 3).

10

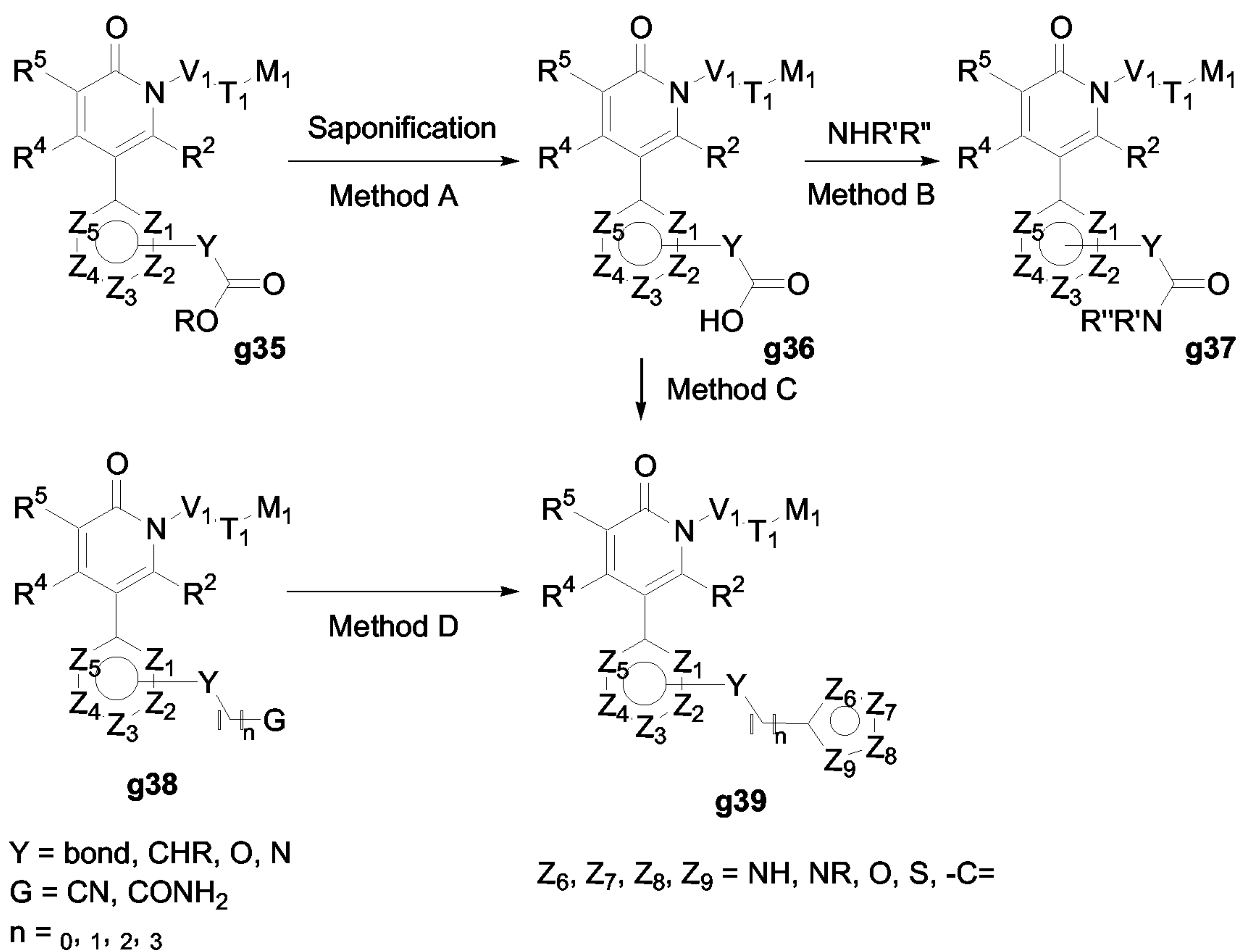
In another embodiment of the present invention compounds of Formula (V) may be prepared in accordance with Scheme 14. Compound **g31** can be deprotected in the presence of  $BBr_3$  (J. Med. Chem., 1997, 40, 2085-2101). The resulting alcohol **g32** can be alkylated by  $XCH_2R$  where X may be a good leaving group such as Cl, Br, I or OP in the presence of a base such as  $K_2CO_3$ ,  $Cs_2CO_3$  or NaH in a suitable solvent such as DMF, acetone or tetrahydrofuran at an appropriate temperature or acylated by  $XCOR$  where X is Cl in the presence of a base such as  $Et_3N$  or DIEA in a suitable solvent.



Scheme 14

20

In another embodiment of the present invention, the compounds of Formula (V) may be prepared according to the synthetic sequences illustrated in Scheme 15. Compound **g35** may be hydrolyzed by standard procedures followed by reaction with a primary or secondary amine in order to lead to compound **g37** (Scheme 6). Compounds **g36** and **g38** represent an excellent anchoring point (acid, nitrile or amide) for heterocycle formation such as thiazole, oxadiazole, oxazole or isoxazole. The composition of the invention is not limited only to the aforementioned heterocycles but extends to our preferred list of heterocycles which can be synthesized through a similar scheme (A. R. Katrizky and C. W. Rees, 1984, *Comprehensive Heterocyclic Chemistry*, Pergamon Press).



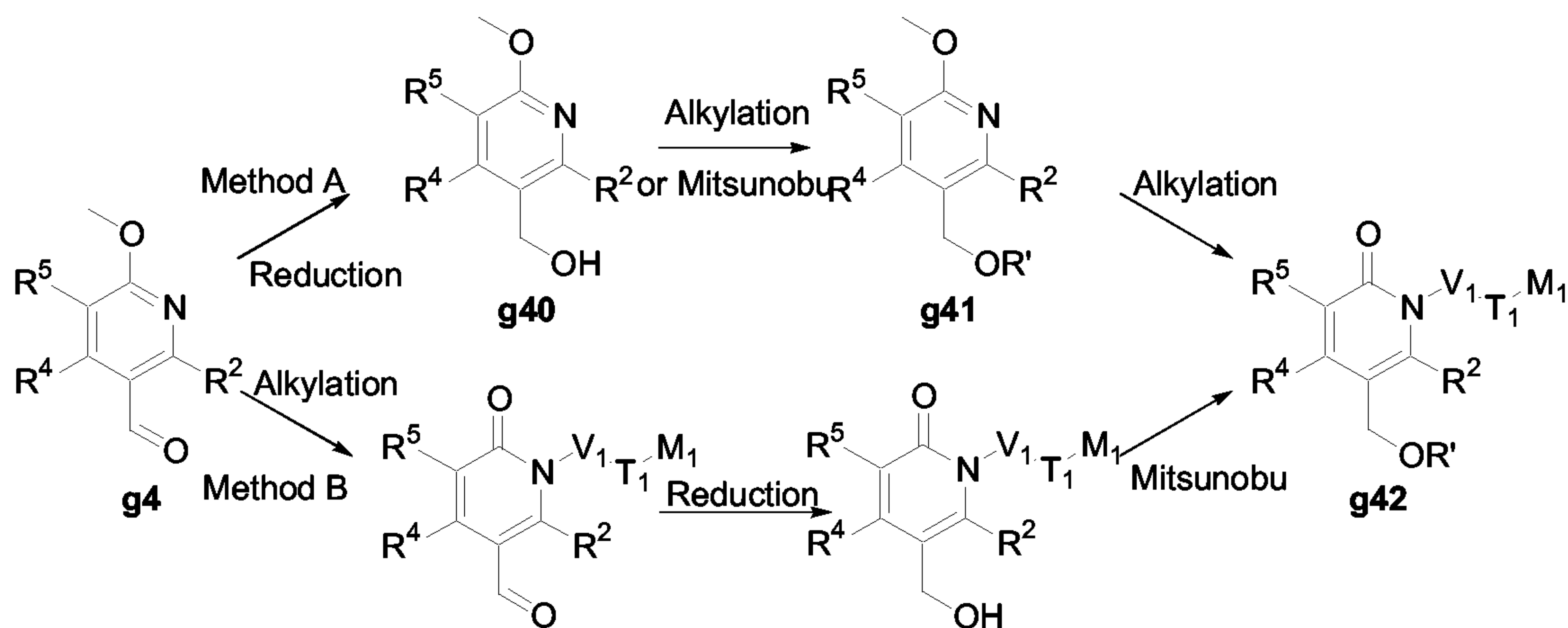
Scheme 15

In another embodiment of the present invention, compounds of Formula (V) may be prepared in accordance with Scheme 16. For a person skilled in the art of organic chemistry it is well understood that aldehyde **g4** can be reduced using LiAlH<sub>4</sub> to afford the alcohol **g40** which can be alkylated using either R'X (where X is Cl, Br or OP) in



the presence of a base such as  $K_2CO_3$ ,  $Cs_2CO_3$  or  $NaH$  in a suitable solvent such as DMF, acetone or tetrahydrofuran or alternatively, using  $R'OH$  with Mitsunobu conditions as described in Scheme 1. Another way to synthesize compound **g42** is to first alkylate compound **g4** then reduce and finally to alkylate a second time.

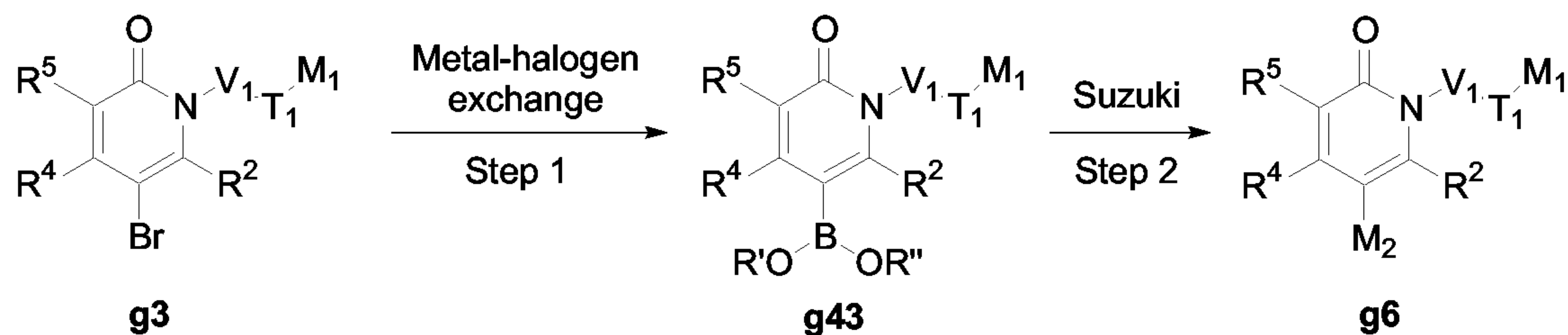
5



Scheme 16

In one embodiment of the present invention compounds of Formula (V-b) may be prepared according to the synthetic sequences illustrated in Scheme 17. Compound **g3** can be transformed into boronic esters via metal-halogen exchange in the presence of  $Pd(PPh_3)_4$ . The resulting boronic esters can be coupled to  $M_2$  via Suzuki-Miyaura coupling as described in Scheme 3.

10

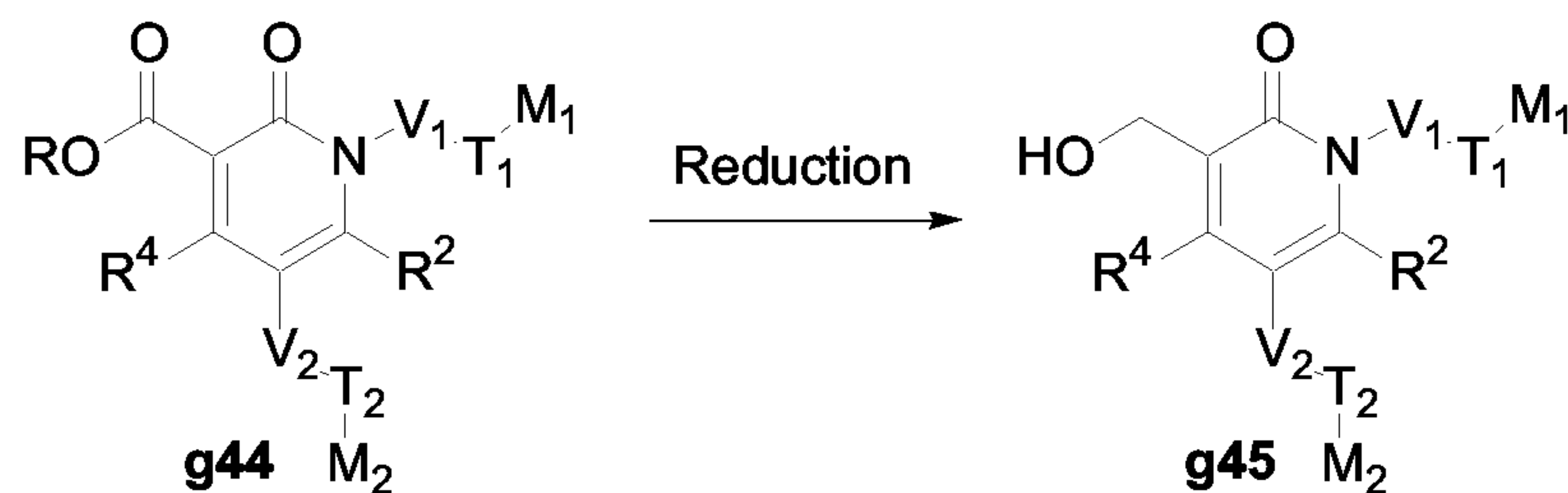


15

Scheme 17

In another embodiment of the present invention, compounds of Formula (V) may be prepared in accordance with Scheme 18. For one skilled in the art of organic chemistry it is well understood that ester **g44** can be reduced using  $LiAlH_4$  to afford the alcohol **g45**.

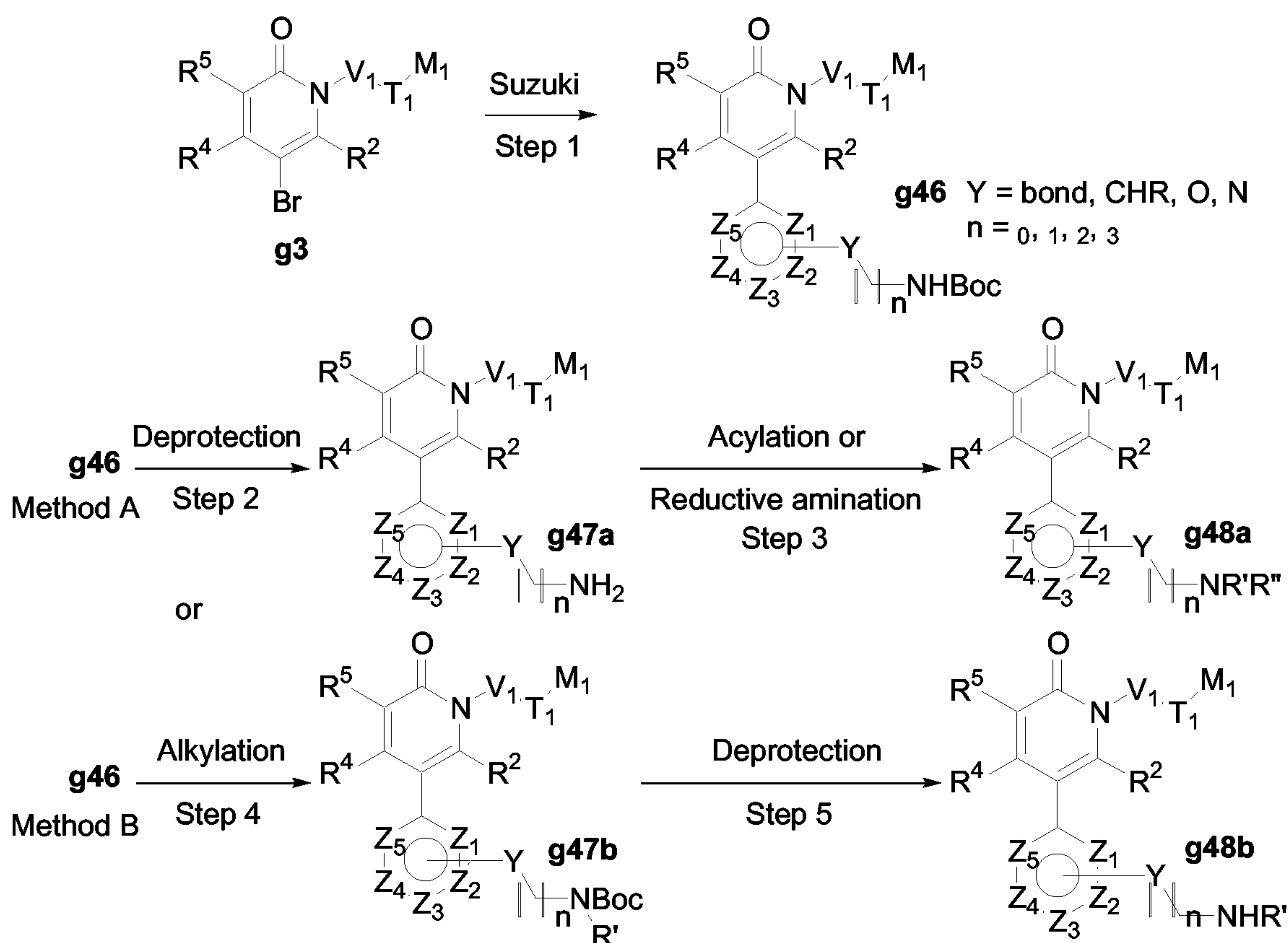
20



Scheme 18

- 5 In another embodiment of the present invention, the compounds of Formula (V) may be also prepared according to the synthetic sequences illustrated in Scheme 19. Compound **g3** can be submitted to Suzuki-Miyaura coupling with boronic compounds being substituted by a protected amino moiety. Then in Method A, the removal of the Boc group in compound **g46** may be achieved under classical conditions well known in the
- 10 art such as HCl or TFA. The resulting primary amine can then be either acylated by standard procedure or submitted to reductive amination (Scheme 7). And in Method B, compound **g46** can be submitted first to alkylation using preferentially NaH as base and tetrahydrofurane as organic solvent followed by deprotection under acidic conditions (for example the reaction can be done in an organic solvent such as DCM with an acid
- 15 such as TFA typically at room temperature to give compound **g48b**.

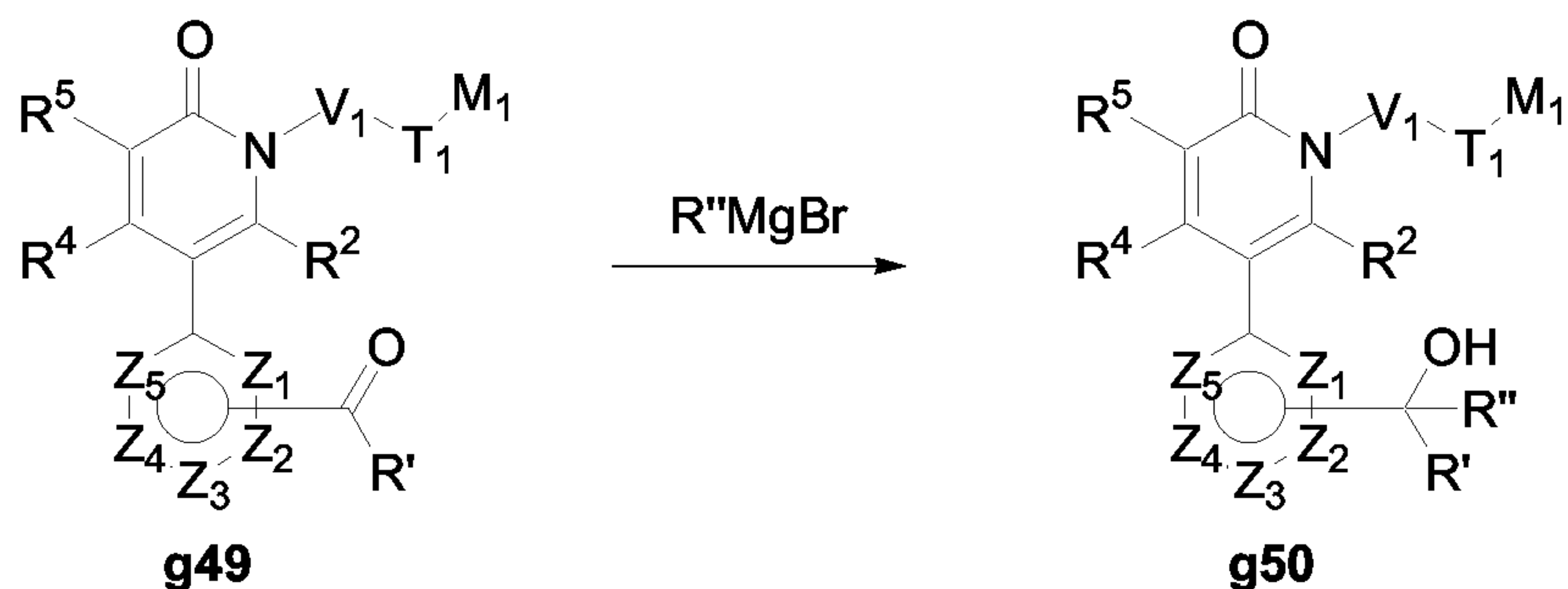




### Scheme 19

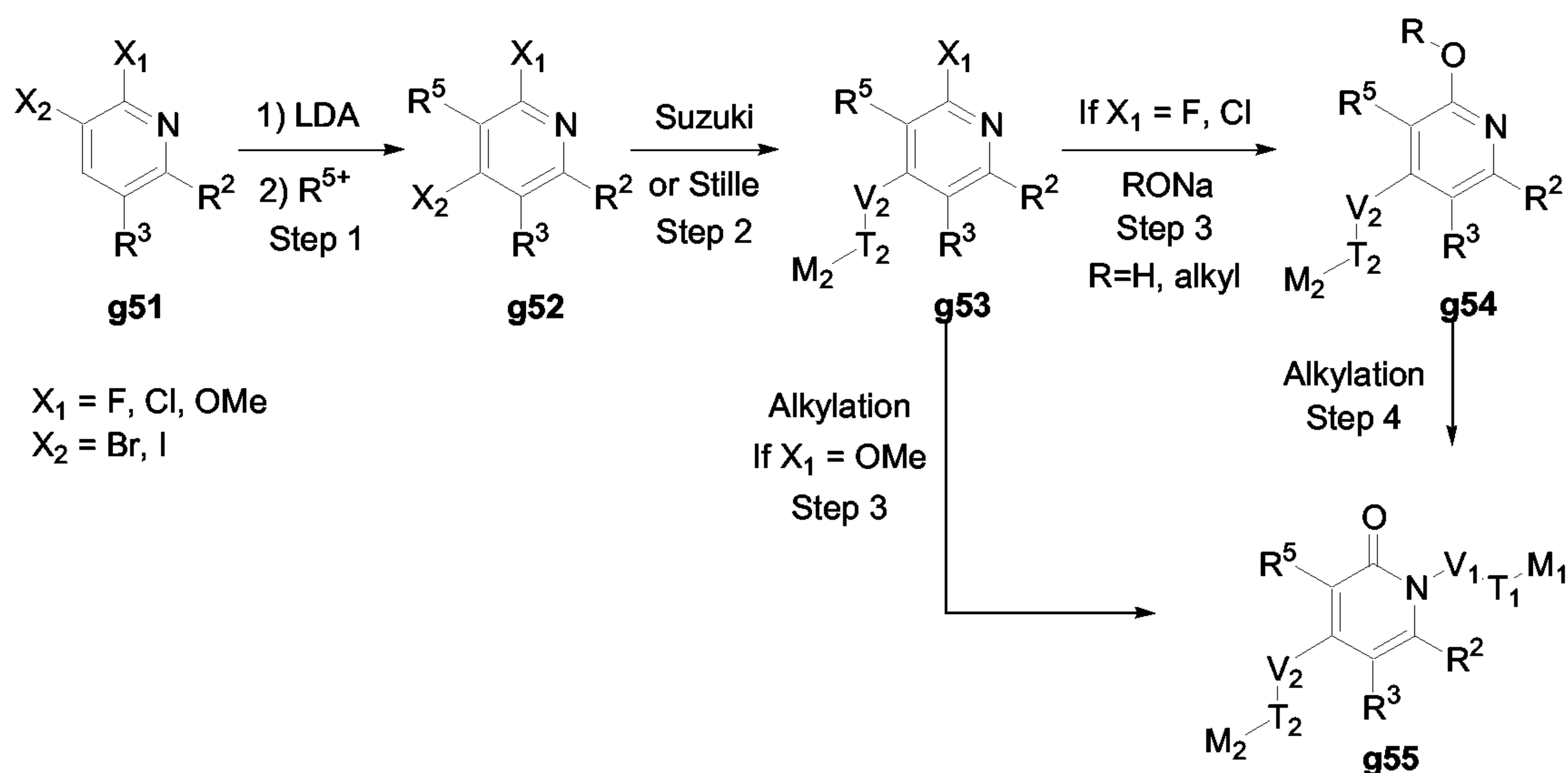
5 The synthesis of alcohol **g50** may requires organometallic reagents such as the Grignard reagent exemplified here (Scheme 20). However, many alternative organometallic reagents may be used and their preparation and use is well exemplified in the literature (M. Schlosser, 1994, *Organometallics in Synthesis*, John Wiley & Sons, Inc.).

10



### Scheme 20

Another embodiment of the invention provides compounds of Formula (IV) (exemplified in Scheme 21). Substituted 3-bromo-pyridine or 3-iodopyridine **g51** can be subjected to directed ortho metalation at low temperatures (*e.g.*  $-78^{\circ}\text{C}$ ) in a solvent such as THF or diethyl ether with lithium diisopropylamide and subsequently quenched with an electrophilic halogen source (*e.g.*  $\text{Br}_2$  or  $\text{I}_2$ ). 4-halopyridine **g52** can then be functionalized by carbon-carbon bond forming reaction (Step 2, exemplified here by Suzuki-Miyaura or Stille reaction) under condition similar to those described in Scheme 3. Displacement of 2-halopyridine **g53** by sodium methoxide in methanol yielded 2-methoxypyridine **g54**. Subsequent alkylation was then performed as described in Scheme 2 to yield pyridinone **g55**.

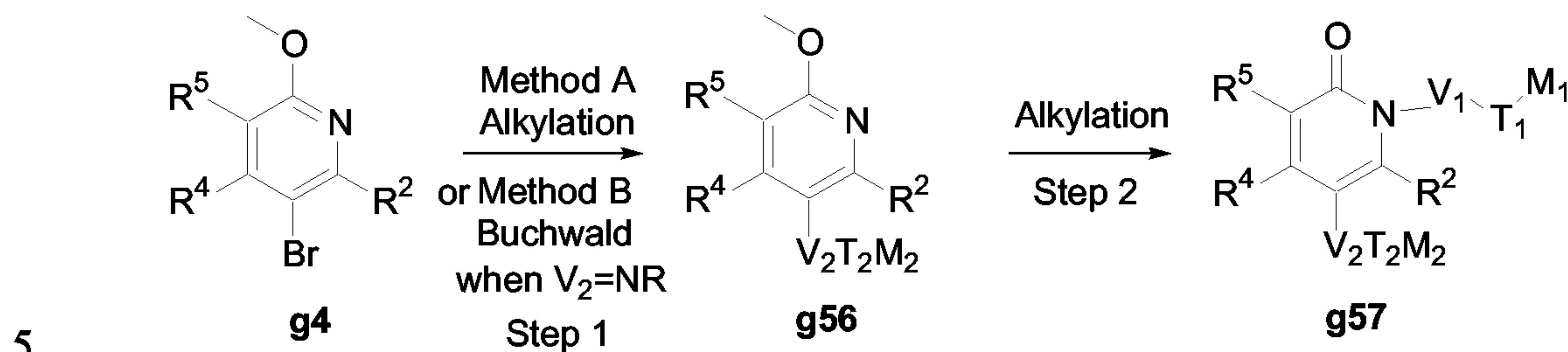


Scheme 21

Another embodiment of the invention provides compounds of Formula (V) (exemplified in Scheme 22). Method A, substituted 5-bromo-2-methoxy-pyridine **g4** was subjected to lithium-halogen exchange at  $-78^{\circ}\text{C}$  in an a solvent such as THF or diethyl ether with butyl lithium and quenched with a substituted alkyl bromide ( $\text{M}_2\text{V}_2\text{T}_2\text{X}$ ) to give compound **g56**. Alkylation was then performed as described in example 1 to give compound **g57**.



In a similar manner, compound **g4** can be involved in a Buchwald reaction (Method B) with an amine in conditions known in the art using palladium, a suitable catalyst and a ligand to afford after alkylation compound **g57** (where  $V_2 = \text{NH}$  or N-alkyl).

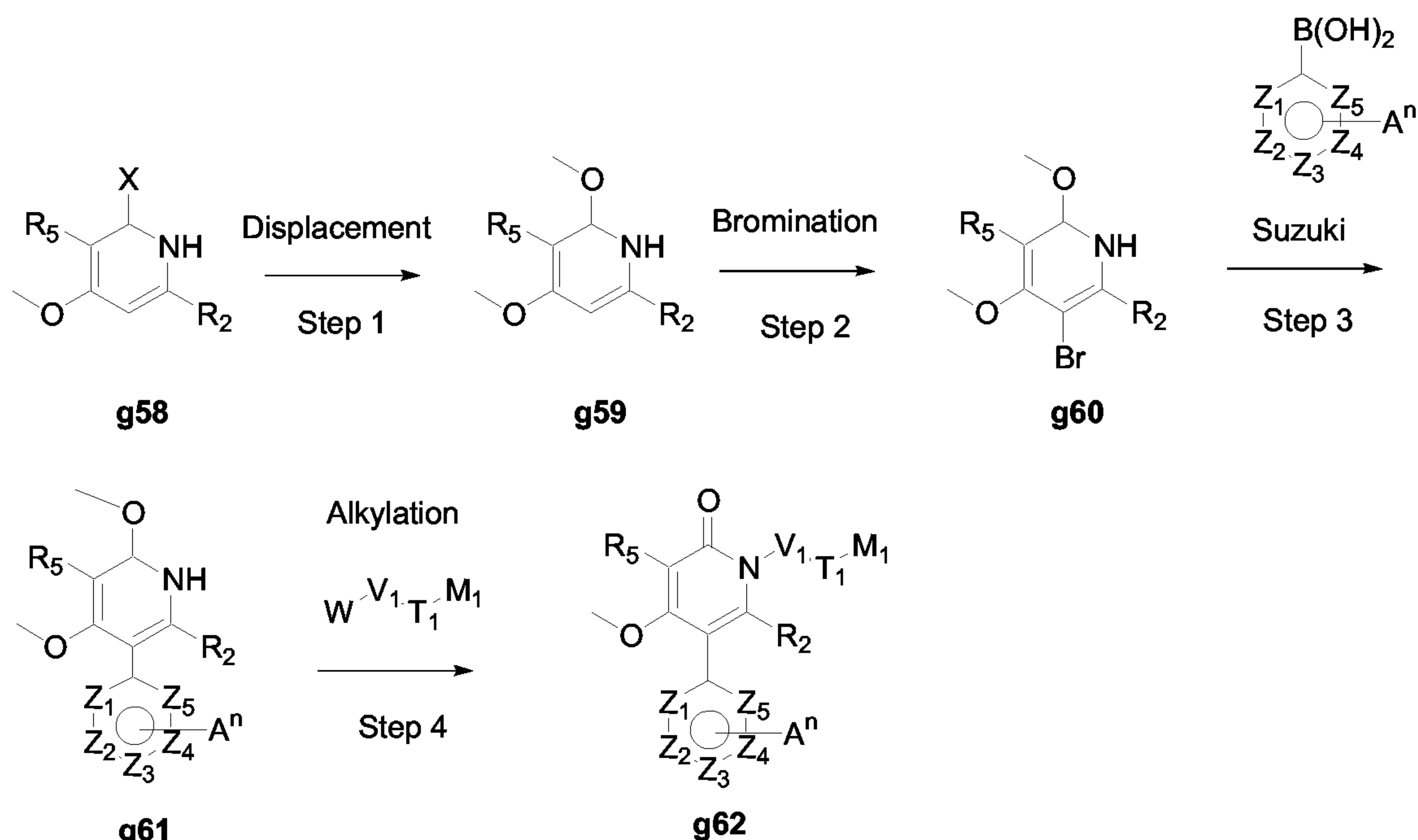


Scheme 22

Another embodiment of the invention provides compounds of Formula (V-b) (Scheme 23). Step 1, nucleophilic displacement of 2-halopyridine **g58** (where  $X = \text{I}, \text{Br}, \text{Cl}$  or  $\text{F}$ ) by sodium methoxide in methanol yielded 2-methoxypyridine **g59**. Bromination was achieved using bromine, aqueous potassium bromide, potassium hydroxide and water (Step 2). The bromopyridine **g60** was then functionalized by carbon-carbon bond forming reaction (Step 3, exemplified here by Suzuki-Miyaura reaction) under conditions similar to those described in Scheme 3. Step 4, alkylation was then performed as described in Scheme 2 to give compound **g62**.

10

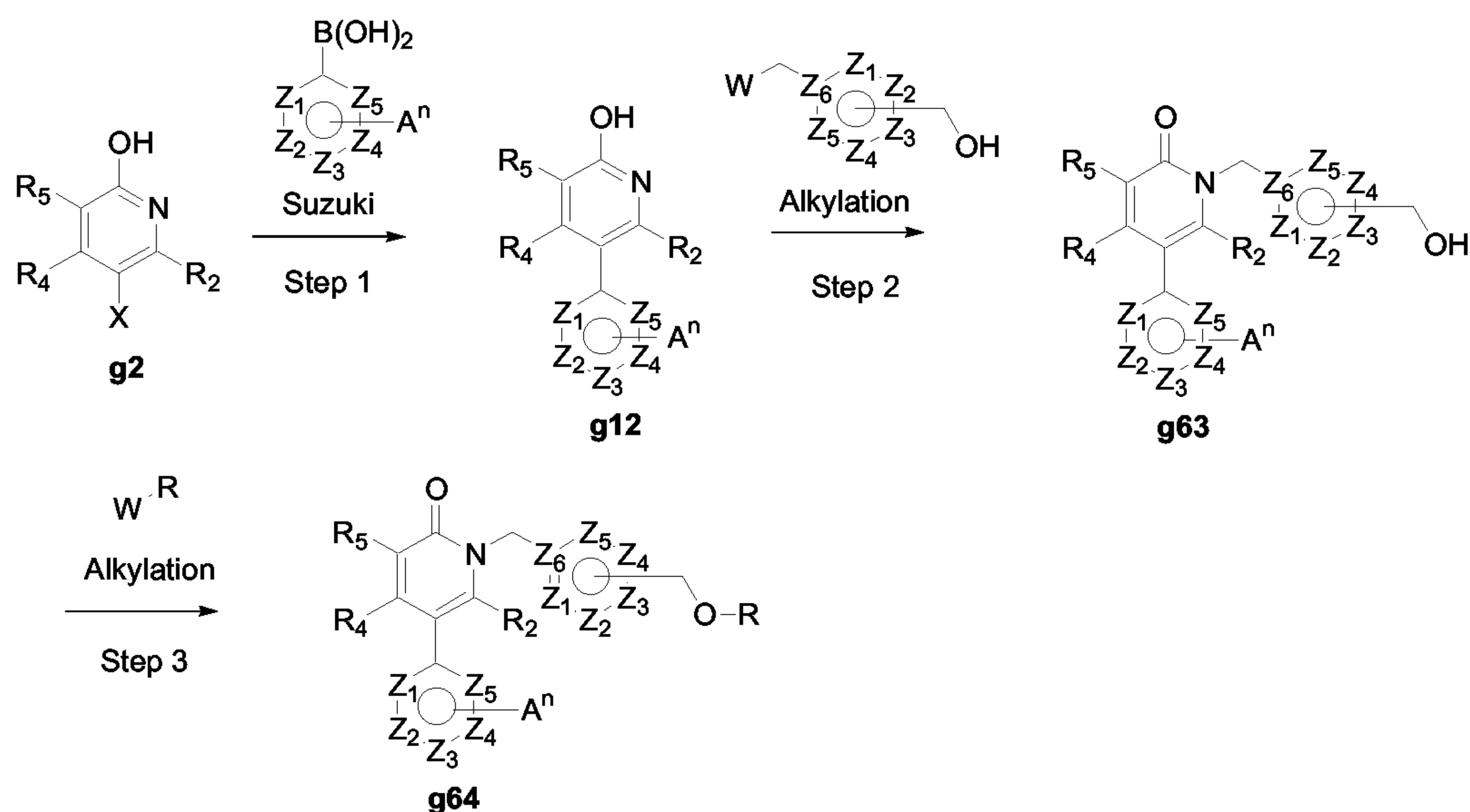
15



Scheme 23

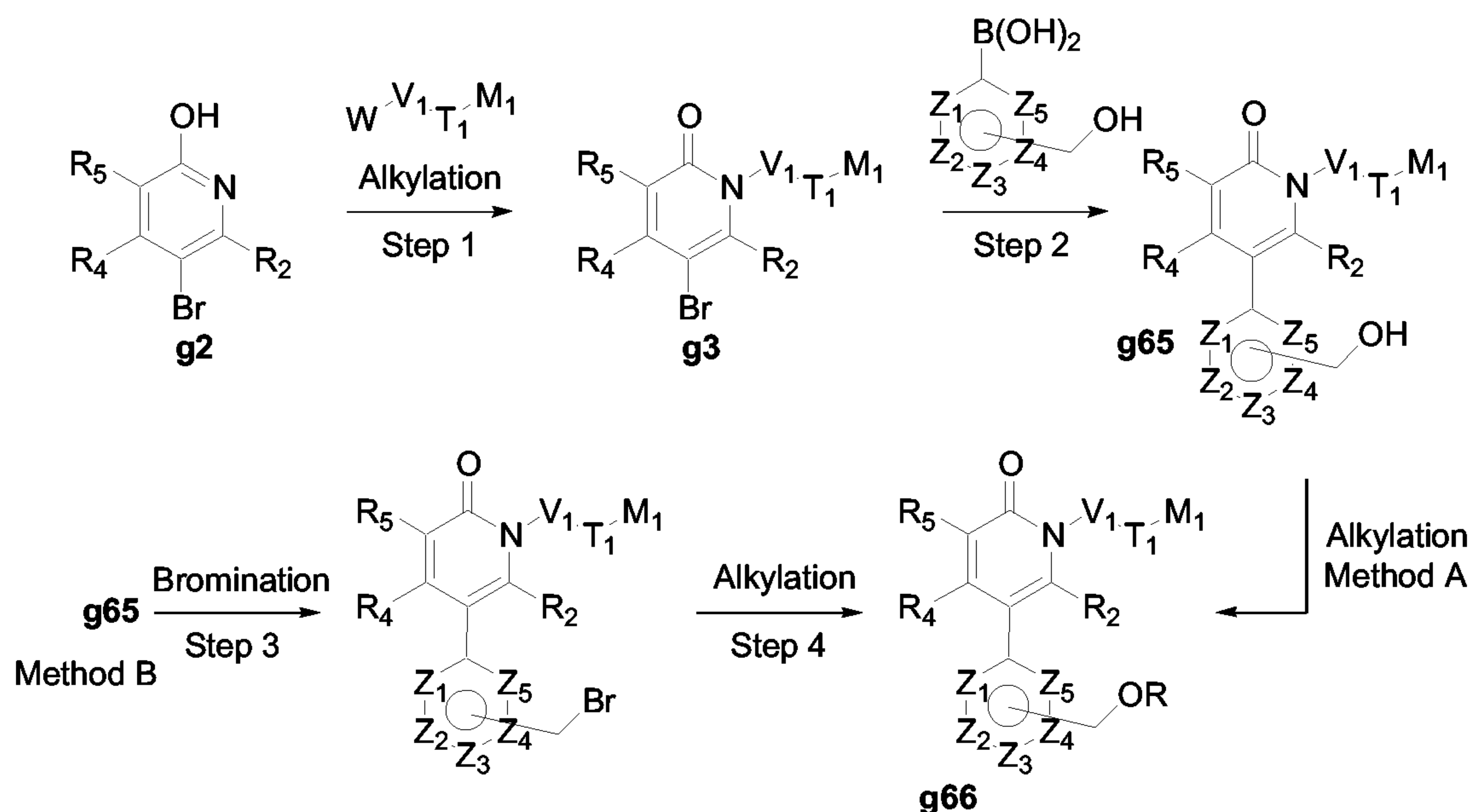
Another embodiment of the invention provides compounds of Formula (V-b) (Scheme 24). Step 1, substituted pyridine **g2** (where X = Br, I or TfO) was first functionalized by carbon-carbon bond forming reaction (Step 1, exemplified here by Suzuki-Miyaura reaction) under conditions similar to those described in Scheme 3. Alkylation was performed with alkyl halides (W-R<sub>1</sub>), NaI in MeCN at 70°C (Step 2). The resulting alcohol **g63** was alkylated using standard Williamson ether synthesis (Step 3, NaH, DMF and alkyl halide at 0°C) to yield compound **g64**.





Scheme 24

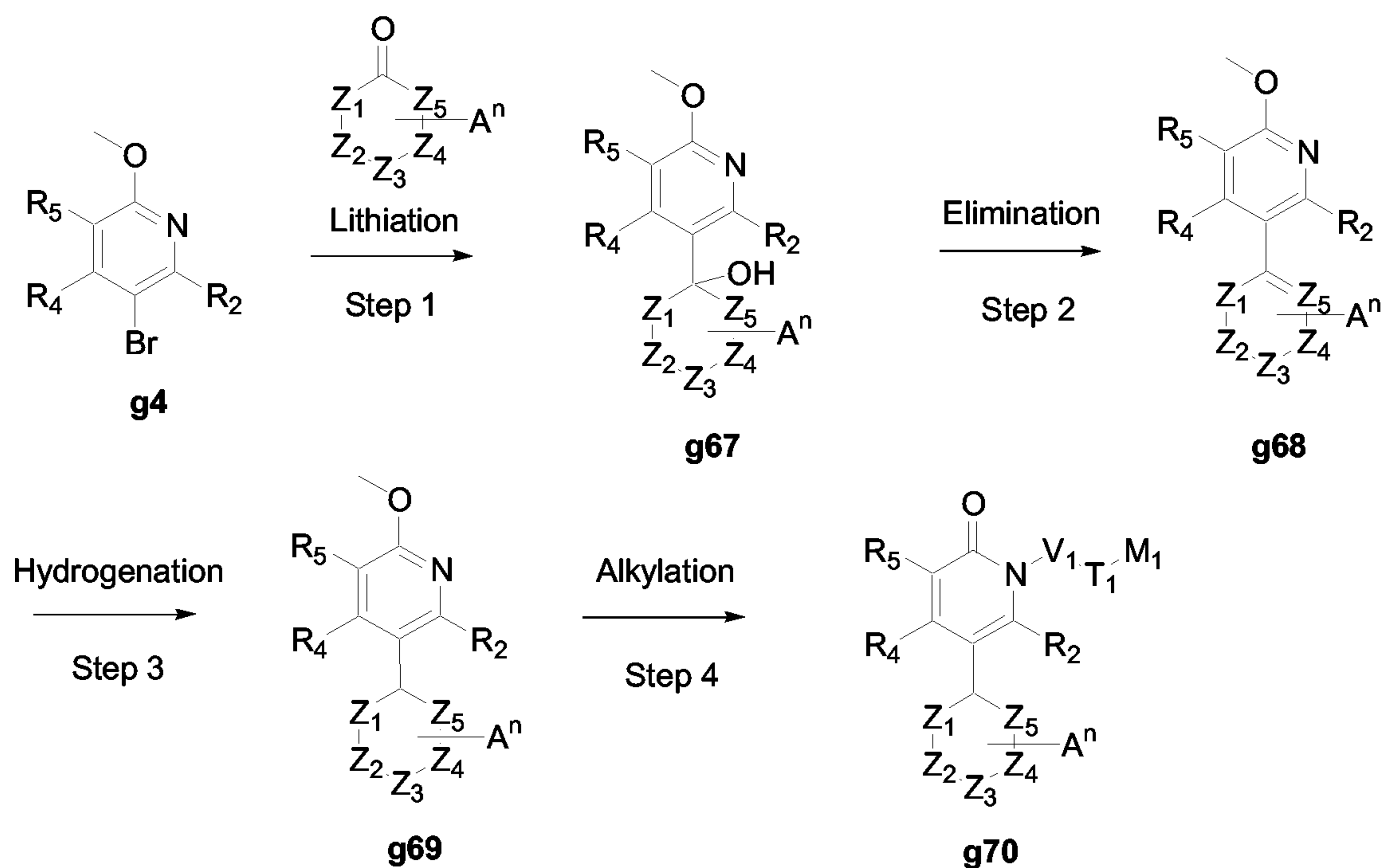
Another embodiment of the invention provides compounds of Formula (V-b) (Scheme 25). Alkylation of 2-hydroxypyridine **g2** was performed as described in example 1. Step 2, bromopyridine 3 was first functionalized by carbon-carbon bond forming reaction (exemplified here by Suzuki-Miyaura reaction) under conditions similar to those described in Scheme 3. The alcohol **g65** was then alkylated to obtain compound **g66**. Or bromination of compound **g65** was achieved using  $PPh_3$ , NBS and  $Et_2O$  at -20°C (Step 3). The resulting bromide was alkylated using standard Williamson ether synthesis to yield ether **g66** (Step 4, alkyl alcohol, NaH and DMF at 0°C).



Scheme 25

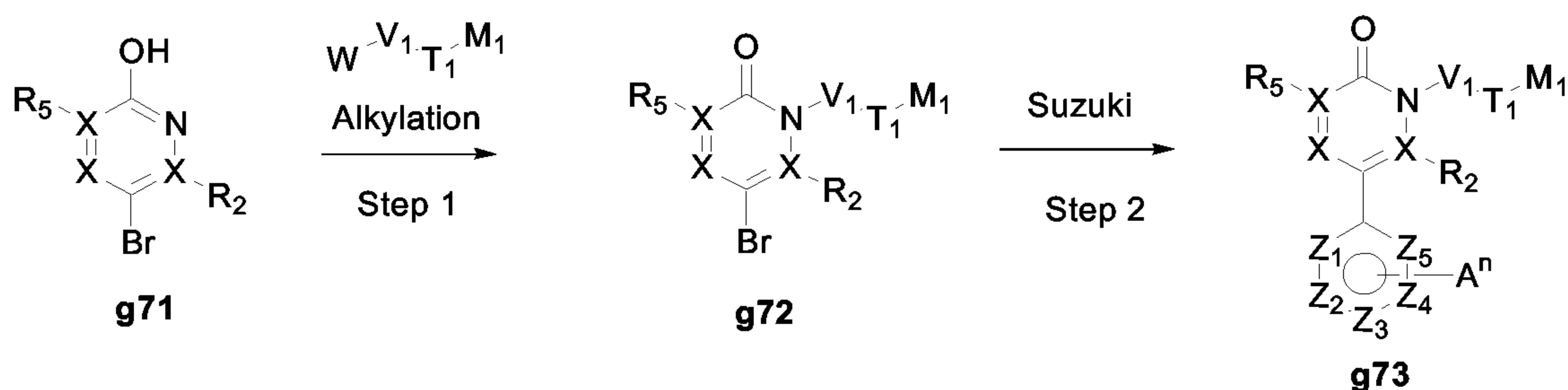
- 5 Another embodiment of the invention provides compounds of Formula (V-b) (Scheme 26). Step 1, lithium-halogen exchange on substituted 5-bromo-2-methoxy-pyridine **g4** at  $-78^{\circ}\text{C}$  in THF with butyl lithium was reacted with a substituted carbonyl compounds. The resulting alcohol **g67** was then eliminated using  $\text{MsCl}$ , TEA and DCM at room temperature (Step 2). The olefin **g68** was then hydrogenated using standard conditions
- 10 (H<sub>2</sub>, Pd/C in EtOH). Finally, the compound was alkylated as described for Scheme 2 to give compound **g70**.





Scheme 26

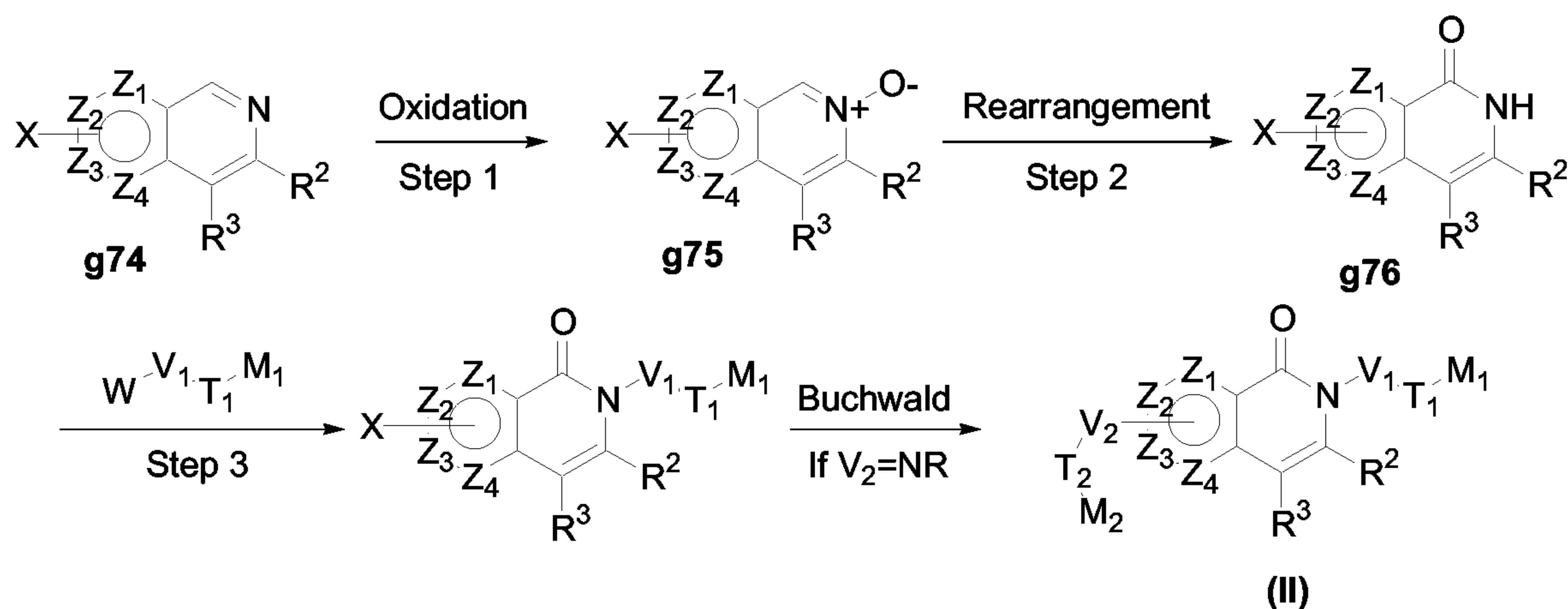
Another embodiment of the invention provides compounds of Formula (I) (Scheme 5 27). Where W is Cl, Br, I and OTf, pyrazine **g71** was alkylated using standard conditions (Step 1). NaH, DMF or  $K_2CO_3$ , MeCN, at room temperature, elevated temperatures or with microwave irradiation. Alternatively, where W is OH, alkylation could be performed by Mitsunobu reaction using, DEAD,  $PPh_3$ , THF at room temperature or  $60^\circ C$ . The bromopyrazine **g72** was then subjected to a carbon-carbon bond forming reaction (Step 2, exemplified here by Suzuki-Miyaura reaction) under conditions similar to those described in Scheme 3 to give compound **g73**.



Where X= C or N

Scheme 27

In another embodiment of the present invention, the compounds of Formula (II) may be prepared according to the synthetic sequences illustrated in Scheme 28. Isoquinoline **g74** can be converted into isoquinolone **g76** (Heterocycles, 1996, 42, 415) *via* oxidation with mCPBA followed by rearrangement of the *N*-oxide in the presence of acetic anhydride and then by basic sodium hydroxide cleavage. Finally, the resulting isoquinolone **g76** can be alkylated as described in Scheme 1 and submitted to Buchwald coupling (if  $V_2=NR$ ) as in Scheme 22. It is obvious that introduction of  $V_1T_1M_1$  or  $V_2T_2M_2$  groups can be done through the same process as described earlier.



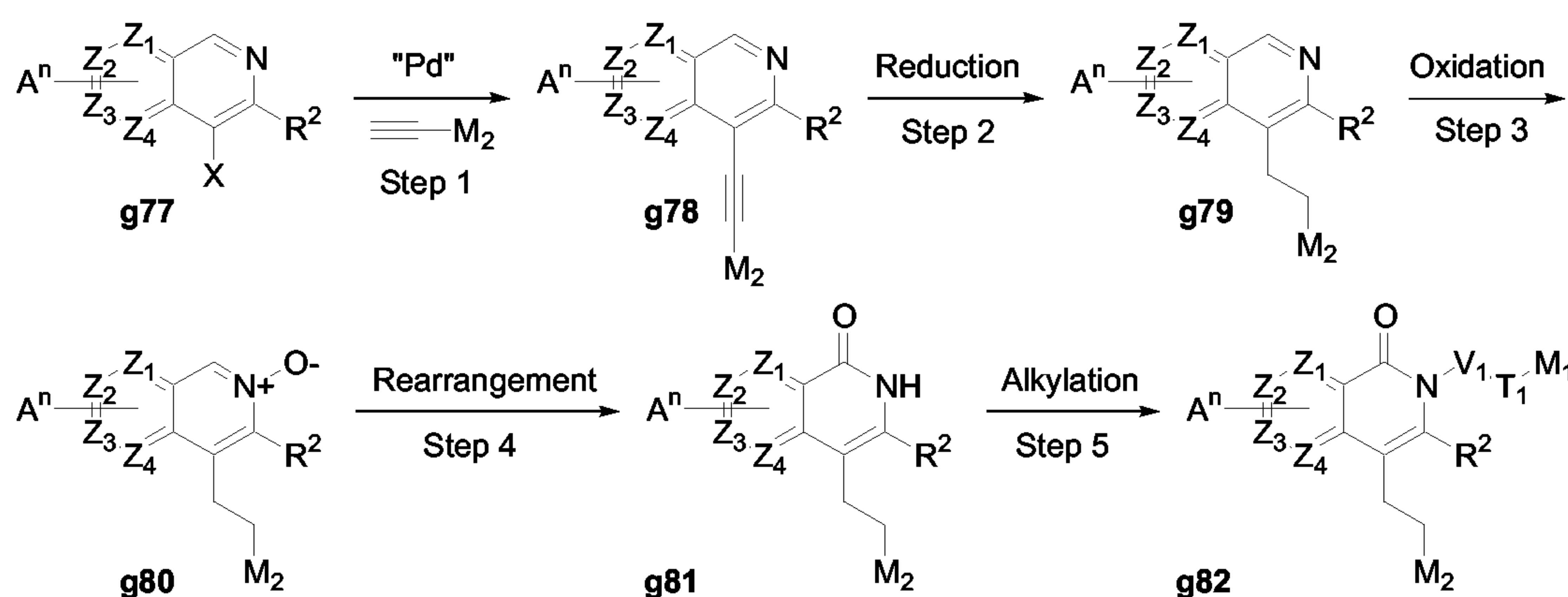
10

Scheme 28

In another embodiment of the present invention, the compounds of Formula (II) may be prepared according to the synthetic sequences illustrated in Scheme 29. Compound **g77** can be submitted to a Sonogashira coupling and reduced (Scheme 8) to yield compound **g79**. Then the isoquinoline may be transformed into alkylated isoquinolone **g82** as presented in Scheme 29.

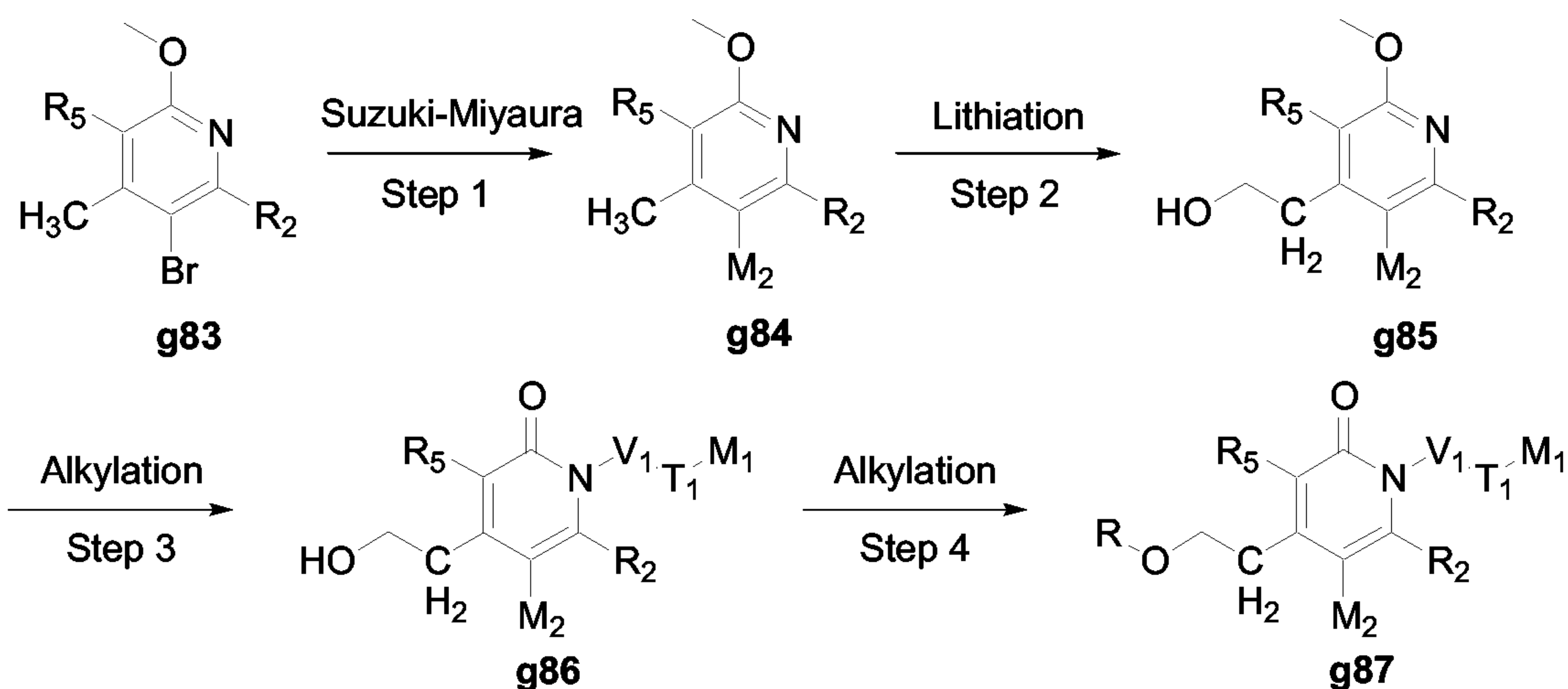
15





Scheme 29

In another embodiment of the present invention, compounds of Formula (V-b) can be prepared in accordance with Scheme 30. Bromopyridine **g83** can be functionalized by carbon-carbon bond forming reaction (exemplified here by Suzuki-Miyaura reaction) under condition similar to those described in Scheme 3. The resulting pyridine **g84** can be lithiated by strong base such as butyl lithium or LDA in THF at low temperatures (*e.g.*  $-78^{\circ}\text{C}$ ) and subsequently quenched with paraformaldehyde to give alcohol **g86** after workup. N-Alkylation by NaI in acetonitrile at elevated temperatures using  $\text{W-V}_1\text{T}_1\text{M}_1$  yields compound **g86**. The resulting alcohol **g86** can be alkylated by the methods described in Scheme 24, step 3.

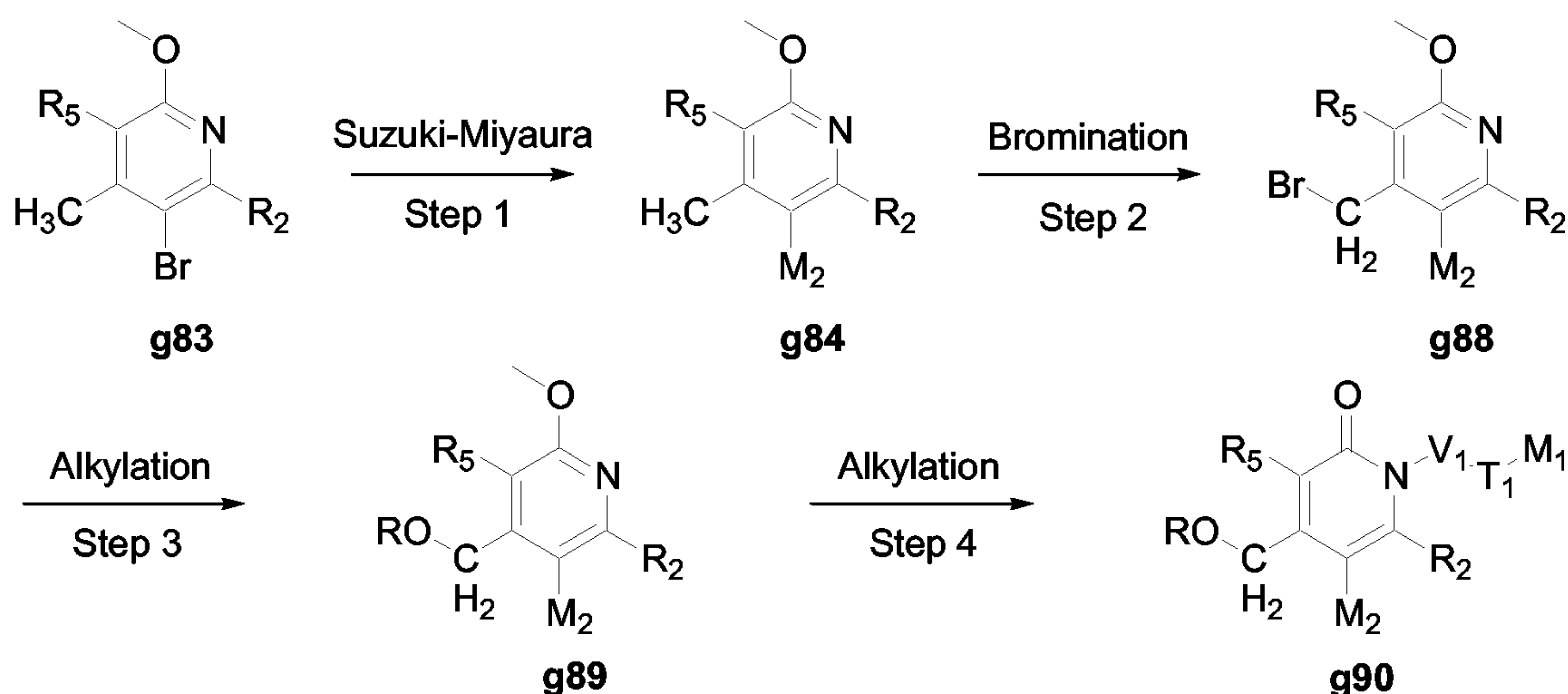


Scheme 30

15

In another embodiment of the present invention, compounds of Formula (V-b) can be prepared in accordance with Scheme 31. Pyridine **g84** was prepared as described in Scheme 30. Bromination with NBS under UV light in  $\text{CCl}_4$  at reflux gave compound

**g88**. Alkylation using ROH and sodium methoxide at reflux gave compound **g89**. The resulting alcohol **g89** can then be alkylated by the methods described in Scheme 1.

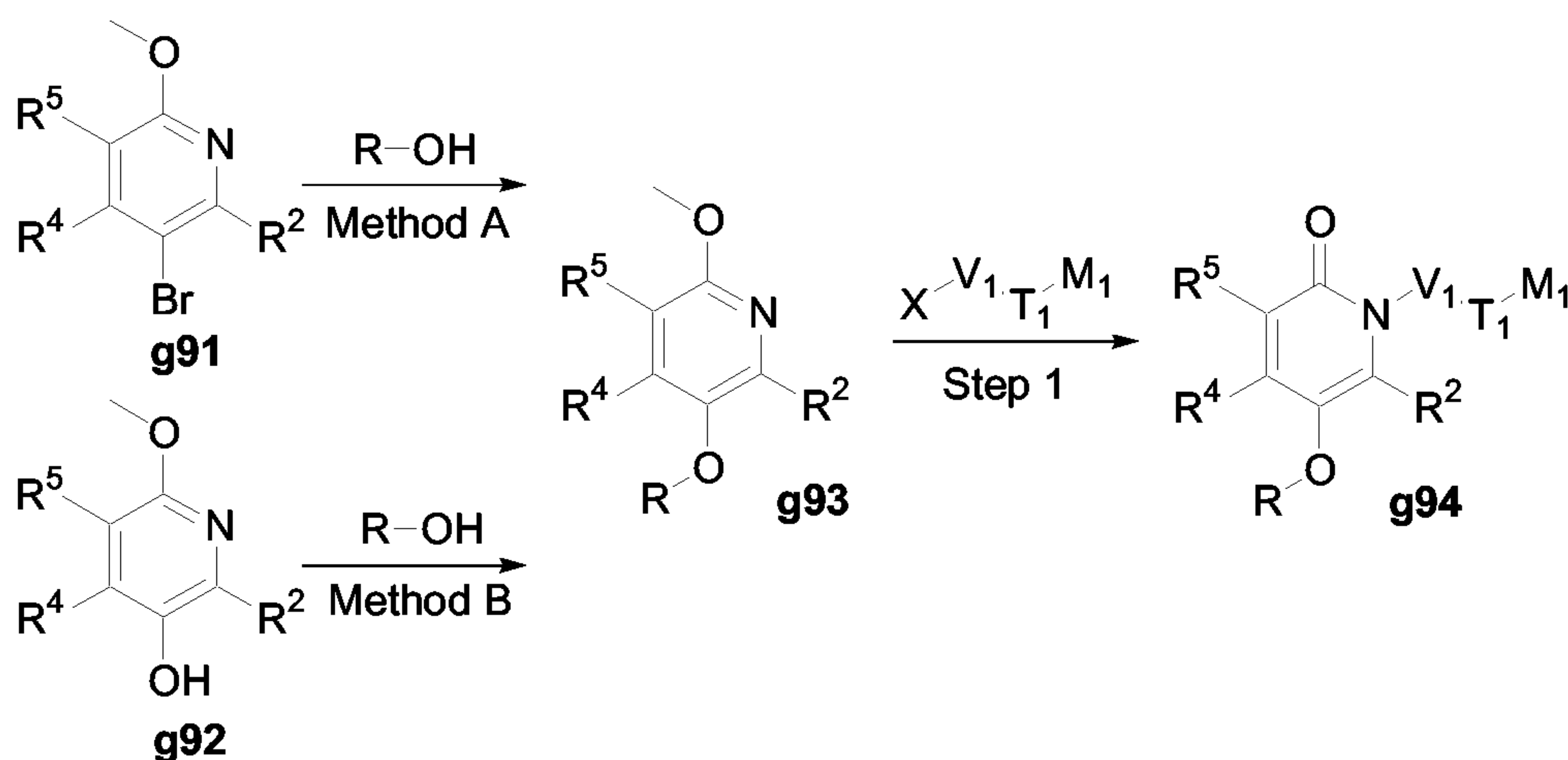


5

Scheme 31

Compound **g93** (Scheme 32) can be synthesized from either bromide **g91** or alcohol **g92** using any one of the procedures known in the art, for example, using a copper catalyzed coupling reaction conditions when R is aryl or *via* a Mitsunobu reaction conditions when R is alkyl respectively. Finally, the resulting ether **g93** can be alkylated with for example alkyl halide, in an organic solvent such as acetonitrile or dimethylformamide and with a base such as  $K_2CO_3$ .

10



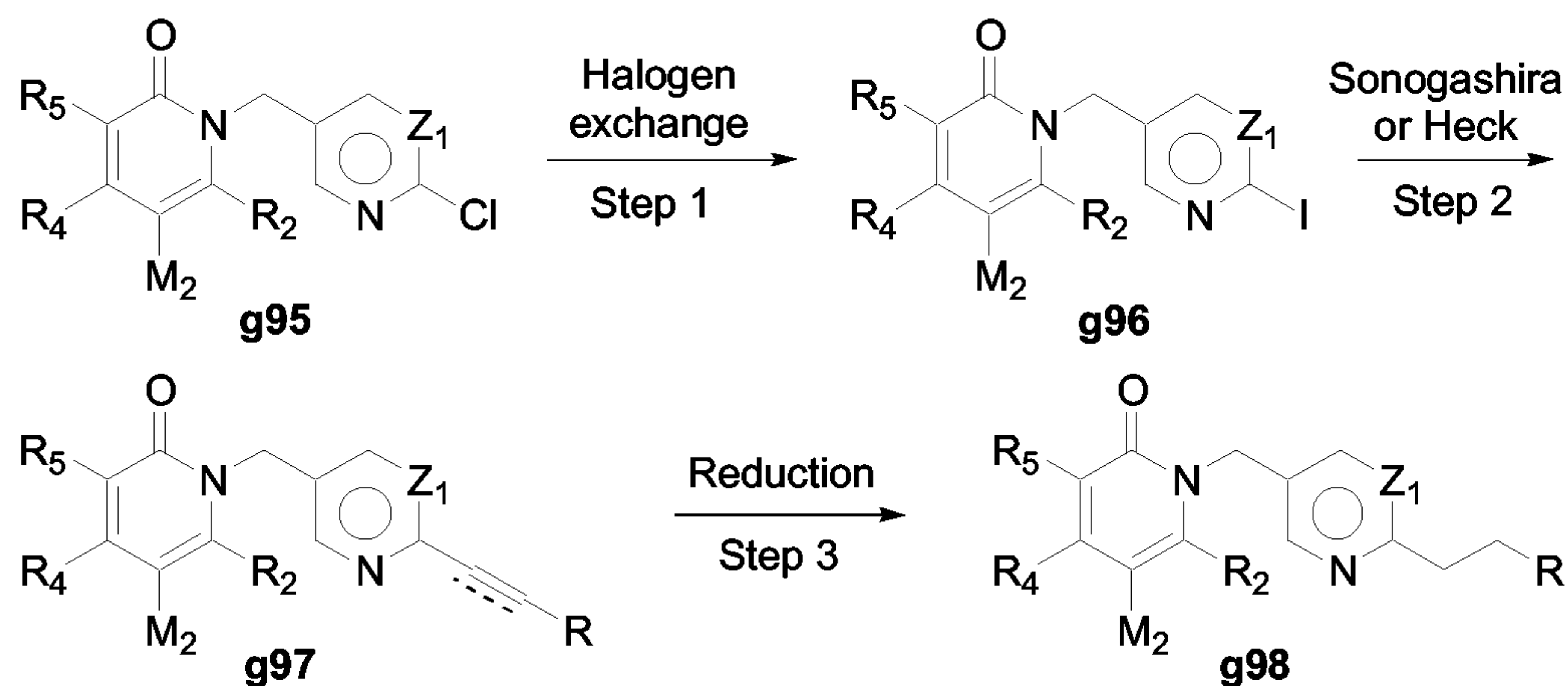
Scheme 32

15



Compound **g96** (Scheme 33) can be synthesized from pyridine **g95** (prepared as described in Schemes 1 and 3) *via* halogen exchange. Then the iodopyridine may be coupled through Sonogashira or Heck conditions to alkynes or alkenes respectively. The resulting insaturated compound **g97** can then be reduced as exemplified earlier by

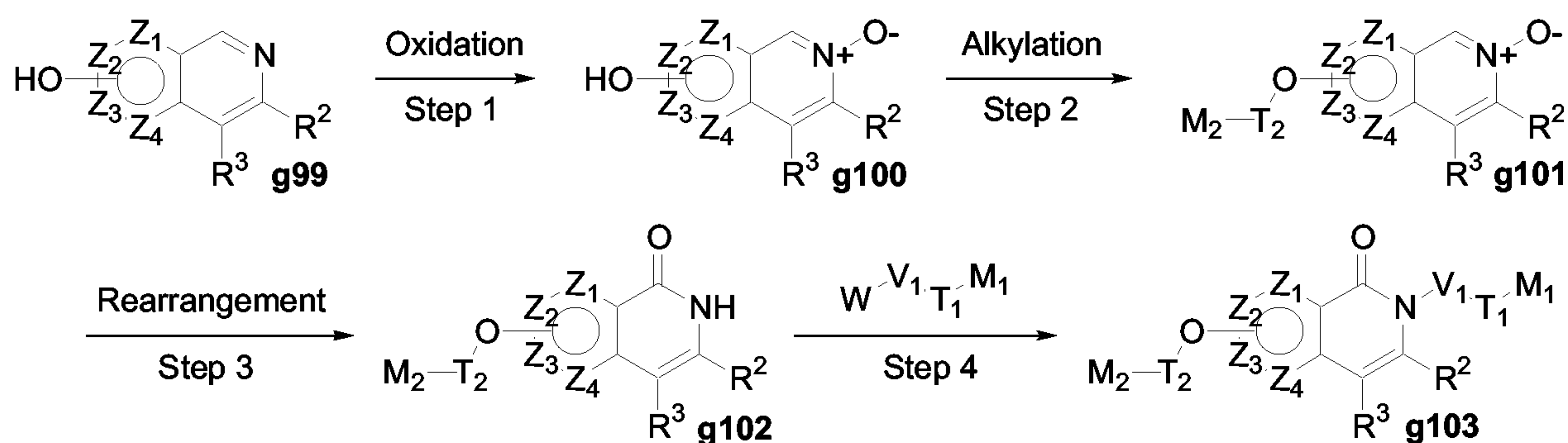
5 hydrogenation to give compound **g98**.



Scheme 33

10 In another embodiment of the present invention, the compounds of Formula (II) may be prepared according to the synthetic sequences illustrated in Scheme 34. Isoquinoline **g99** can be converted into his *N*-oxide **g100** *via* oxidation in the presence of MCPBA followed by standard alkylation. Rearrangement of *N*-oxide **g101** in the presence of acetic anhydride and basic sodium hydroxide cleavage yielded isoquinolone **g102**.

15 Finally, the resulting isoquinolone **g102** can be alkylated as described in Scheme 1. It is obvious that introduction of  $V_1T_1M_1$  or  $V_2T_2M_2$  groups can be done through the same process as described earlier.



Scheme 34

## 5 EXPERIMENTAL

Several methods for preparing the compounds of this invention are illustrated in the following Examples.

Unless otherwise noted, all starting materials were obtained from commercial suppliers and used without further purification.

- 10 Specifically, the following abbreviations may be used in the examples and throughout the specification.

AcOEt (ethyl acetate)	M (molar)
AcOH (acetic acid)	MeOH (methanol)
BBR <sub>3</sub> (boron tribromide)	mg (milligrams)
BINAP (±-1,1'-Bi(2-naphthol))	MgSO <sub>4</sub> (magnesium sulphate)
Br <sub>2</sub> (bromine)	MHz (megahertz)
CDCl <sub>3</sub> (deuterated chloroform)	min (minutes)
CCl <sub>4</sub> (carbon tetrachloride)	μL (microliters)
CH <sub>2</sub> Cl <sub>2</sub> (dichloromethane)	mL (milliliters)
MCPBA (3-chloroperbenzoic acid)	mmol (millimoles)
DEAD (diethyl azodicarboxylate)	M.p. (melting point)
DIBAL (diisobutyl aluminium hydride)	NaBH(OAc) <sub>3</sub> (sodium borohydride triacetate)
DME (dimethoxyethane)	Na <sub>2</sub> CO <sub>3</sub> (sodium carbonate)
DMF (dimethylformamide)	NaH (sodium hydride)
DMSO (dimethyl sulfoxide)	NaHCO <sub>3</sub> (sodium hydrogenocarbonate)

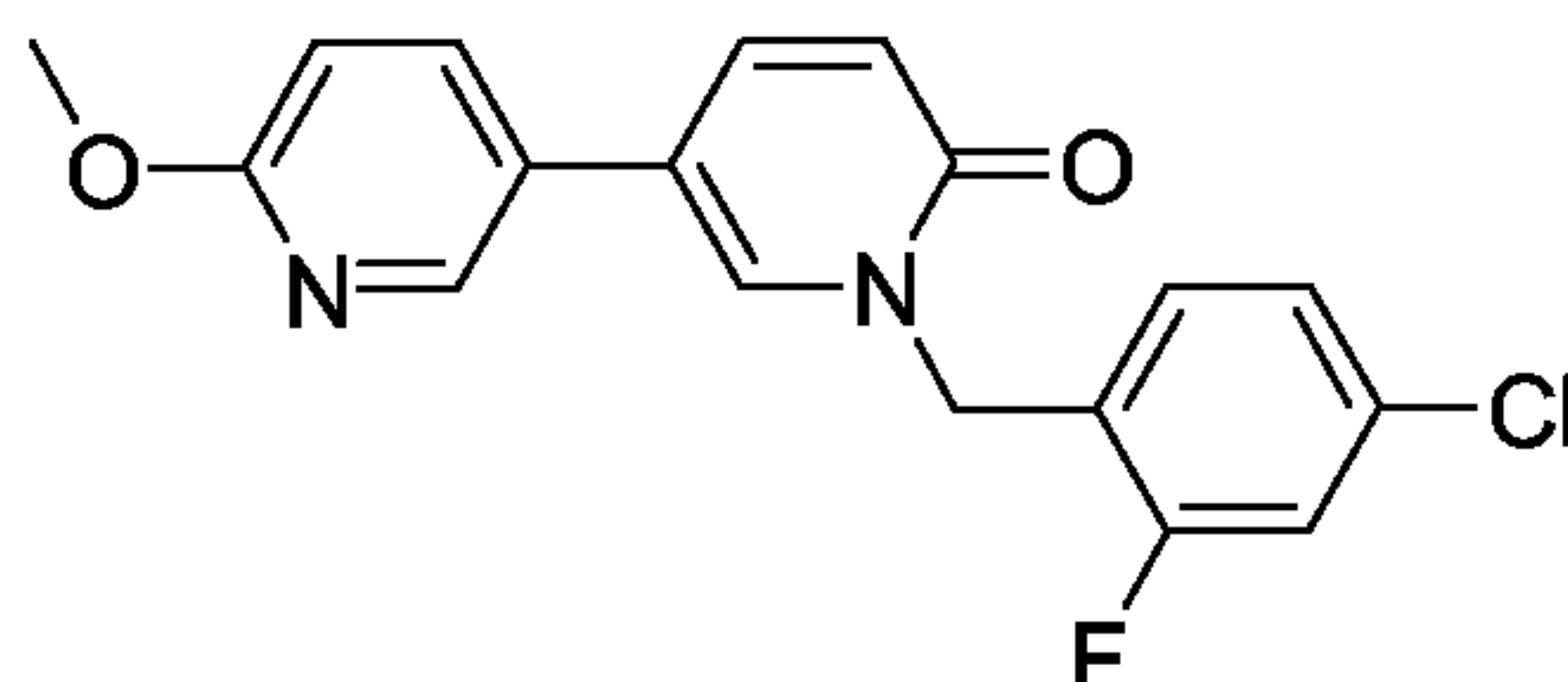


Dppf (1,1'-bis(diphenylphosphanyl)ferrocene)	NaHMDS (sodium hexamethyldisilazane)
EDCI.HCl (1-3(dimethylaminopropyl)-3-ethylcarbodiimide, hydrochloride)	NaI (sodium iodide)
Et <sub>3</sub> N (triethylamine)	NaO <sup>t</sup> Bu (sodium <i>tert</i> -butoxide)
Et <sub>2</sub> O (diethyl ether)	Na <sub>2</sub> SO <sub>4</sub> (sodium sulphate)
EtOH (ethanol)	NBS (N-bromosuccinimide)
g (grams)	NH <sub>4</sub> Cl (ammonium chloride)
<sup>1</sup> H (proton)	NH <sub>4</sub> OH (ammonium hydroxide)
H <sub>2</sub> (hydrogen)	NMR (Nuclear Magnetic Resonance)
HCl (hydrochloric acid)	Pd <sub>2</sub> (dba) <sub>3</sub> (palladium (II)dibenzylideneacetone)
HPLC (High Pressure Liquid Chromatography)	PdCl <sub>2</sub> (dppf) <sub>2</sub> (Bis(1,1'-bis(diphenylphosphanyl)ferrocene palladium (II) dichloride)
Hz (Hertz)	PdCl <sub>2</sub> (PPh <sub>3</sub> ) <sub>2</sub> (Bis(triphenylphosphine) palladium (II) dichloride)
KBr (potassium bromide)	Pd(OAc) <sub>2</sub>
K <sub>2</sub> CO <sub>3</sub> (potassium carbonate)	Pd(PPh <sub>3</sub> ) <sub>4</sub> (tetrakis(triphenylphosphine)palladium(0))
KOAc (potassium acetate)	PPh <sub>3</sub> (triphenylphosphine)
KI (potassium iodide)	Rf
KO <sup>t</sup> Bu (potassium <i>tert</i> -butoxide)	RT (Retention Time)
KOH (potassium hydroxide)	TFA (trifluoroacetic acid)
K <sub>3</sub> PO <sub>4</sub> (potassium phosphate)	THF (tetrahydrofuran)
LCMS (Liquid Chromatography Mass Spectrum)	TLC (thin layer chromatography)
LiAlH <sub>4</sub> (lithium aluminium hydride)	

All references to brine refer to a saturated aqueous solution of NaCl. Unless otherwise indicated, all temperatures are expressed in °C (degrees Celsius). All reactions are conducted not under an inert atmosphere at room temperature unless otherwise noted.

5

The microwave oven used is an apparatus from Biotage (Optimizer<sup>TM</sup>) equipped with an internal probe that monitors reaction temperature and pressure, and maintains the desired temperature by computer control.

EXAMPLES**EXAMPLE 1 : 1-(4-Chloro-2-fluorobenzyl)-5-(6-methoxypyridin-3-yl)pyridin-2(1H)-one (Final Compound 6-51)****5 Step 1 : 5-Bromopyridin-2(1H)-one**

According to Scheme 1 Step 1: A mixture of 2-hydroxypyridine (1eq, 100mmol, 10.0g) in AcOH (100mL) was treated with NBS (1.06eq, 110mmol, 19.8g) at room temperature for 4 hours. The mixture was concentrated, azeotroped twice with EtOH then the solid was taken up in hot EtOH (100mL). After cooling to room temperature, the precipitate was removed by filtration and recrystallized from EtOH to provide 5-bromopyridin-2(1H)-one (51.7mmol, 9.00g, 49%) as a pale brown solid.

R<sub>f</sub> = 0.60 (AcOEt/MeOH/NEt<sub>3</sub> 100/15/1); LC (XTerra RP<sub>18</sub>, 3.5μm, 3.0x50mm Column): RT = 0.59-2.46min; MS *m/z* (CI) [MH]<sup>+</sup> = 174, 176.

**15 Step 2 : 1-(4-Chloro-2-fluorobenzyl)-5-bromopyridin-2(1H)-one**

According to Scheme 1 Step 2: K<sub>2</sub>CO<sub>3</sub> (10eq, 0.11mmol, 16.0g) and 1-(bromomethyl)-4-chloro-2-fluorobenzene (1.5eq, 17.0mmol, 3.90g) was added to a solution of 5-bromopyridin-2(1H)-one (1eq, 11.0mmol, 2.00g), in THF (100mL). The suspension was stirred for 2 hours at room temperature and 17 hours at 60°C. The reaction mixture was filtered and the mother liquor was concentrated under reduced pressure. The crude product was purified by flash chromatography over silica gel (AIT Flashsmart prepacked column 70g SiO<sub>2</sub>) using CH<sub>2</sub>Cl<sub>2</sub>/AcOEt 80/20 as eluent to afford the title compound 1-(4-chloro-2-fluorobenzyl)-5-bromopyridin-2(1H)-one (9.10mmol, 2.87g, 79%) as a white solid.

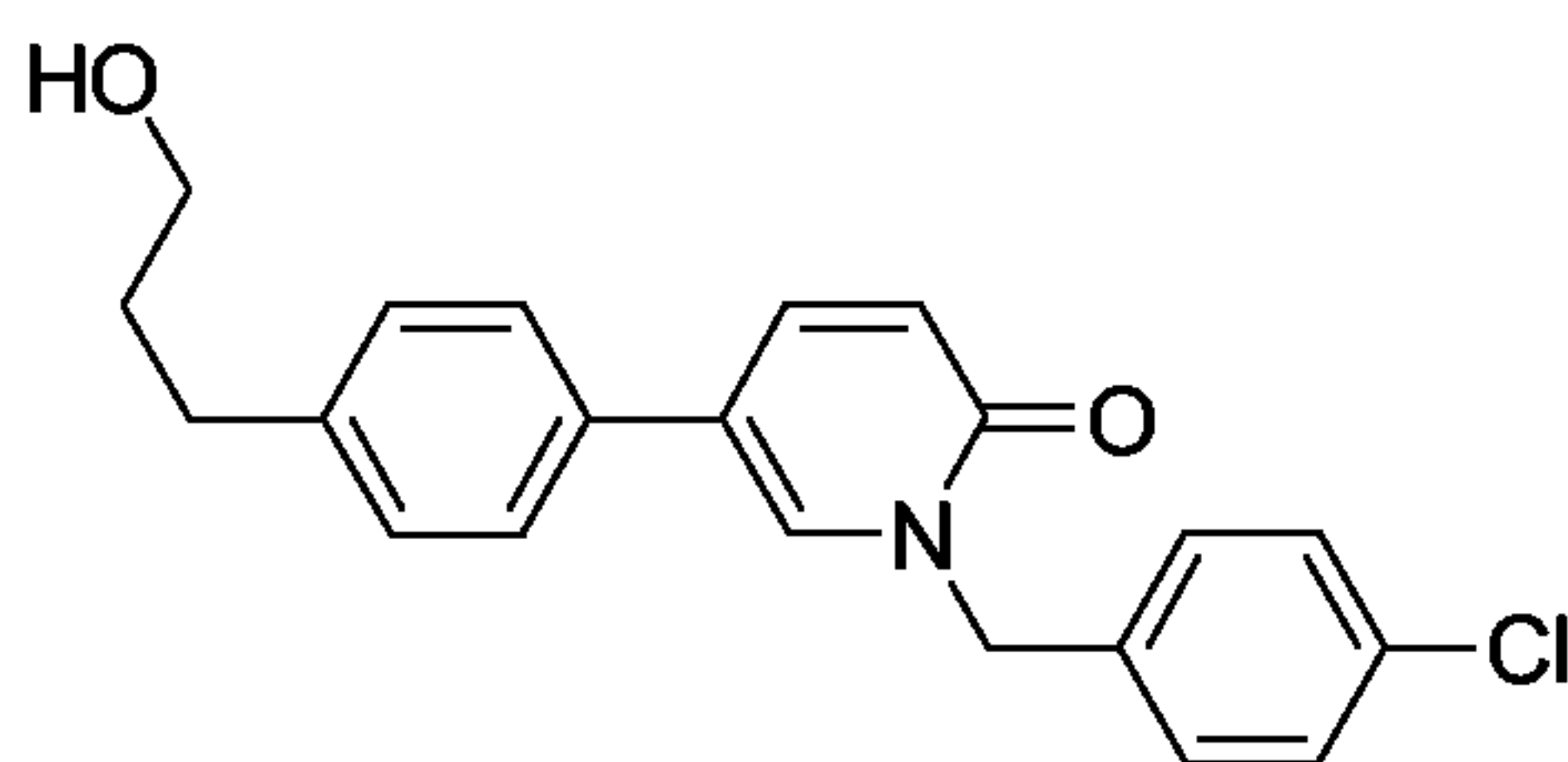
25 LC (XTerra RP<sub>18</sub>, 3.5μm, 3.0x50mm Column): RT = 4.12min; MS *m/z* (CI) [MH]<sup>+</sup> = 316, 318.



*Step 3 : 1-(4-Chloro-2-fluorobenzyl)-5-(6-methoxypyridin-3-yl)pyridin-2(1H)-one*

According to Scheme 3 Method A: To a mixture of 1-(4-chloro-2-fluorobenzyl)-5-bromopyridin-2(1H)-one (1eq, 1.00mmol, 0.40g) in dioxane/K<sub>3</sub>PO<sub>4</sub> (2M, 10mL), were added Pd(PPh<sub>3</sub>)<sub>4</sub> (0.3eq, 0.4mmol, 0.4g) and 6-methoxypyridin-3-ylboronic acid (1.5eq, 2.00mmol, 0.30g) then the reaction mixture was heated at 80°C for 17 hours. The mixture was diluted with AcOEt. The organic fraction was washed with brine, dried over Na<sub>2</sub>SO<sub>4</sub>, filtered and concentrated under reduced pressure. The crude product was purified by silica gel chromatography (AIT Flashsmart prepac column 25g SiO<sub>2</sub>, CH<sub>2</sub>Cl<sub>2</sub>/AcOEt 70/30) and by crystallization in pentane/Et<sub>2</sub>O to afford 1-(4-chloro-2-fluorobenzyl)-5-(6-methoxypyridin-3-yl)pyridin-2(1H)-one (0.91mmol, 0.40g, 91%) as a white solid.

M.p.: 136°C; LC (XTerra RP<sub>18</sub>, 3.5µm, 3.0x50mm Column): RT = 4.13min; MS *m/z* (CI) [MH]<sup>+</sup> = 345, 347; <sup>1</sup>H NMR (300MHz, DMSO-d<sub>6</sub>) δ 3.87 (s, 3H), 5.17 (s, 2H), 6.53 (d, J=9.5Hz, 1H), 6.89 (d, J=8.7Hz, 1H), 7.17-7.24 (m, 1H), 7.27 (dd, J=2.0Hz and 8.4Hz, 1H), 7.46 (dd, J=2.0Hz and 10.2Hz, 1H), 7.84-7.94 (m, 2H), 8.20 (d, J=2.6Hz, 1H), 8.38 (d, J=2.3Hz, 1H).

**EXAMPLE 2 : 1-(4-Chlorobenzyl)-5-(4-(3-hydroxypropyl) phenyl) pyridin-2(1H)-one (Final Compound 2-16)***Step 1 : 1-(4-Chlorobenzyl)-5-bromopyridin-2(1H)-one*

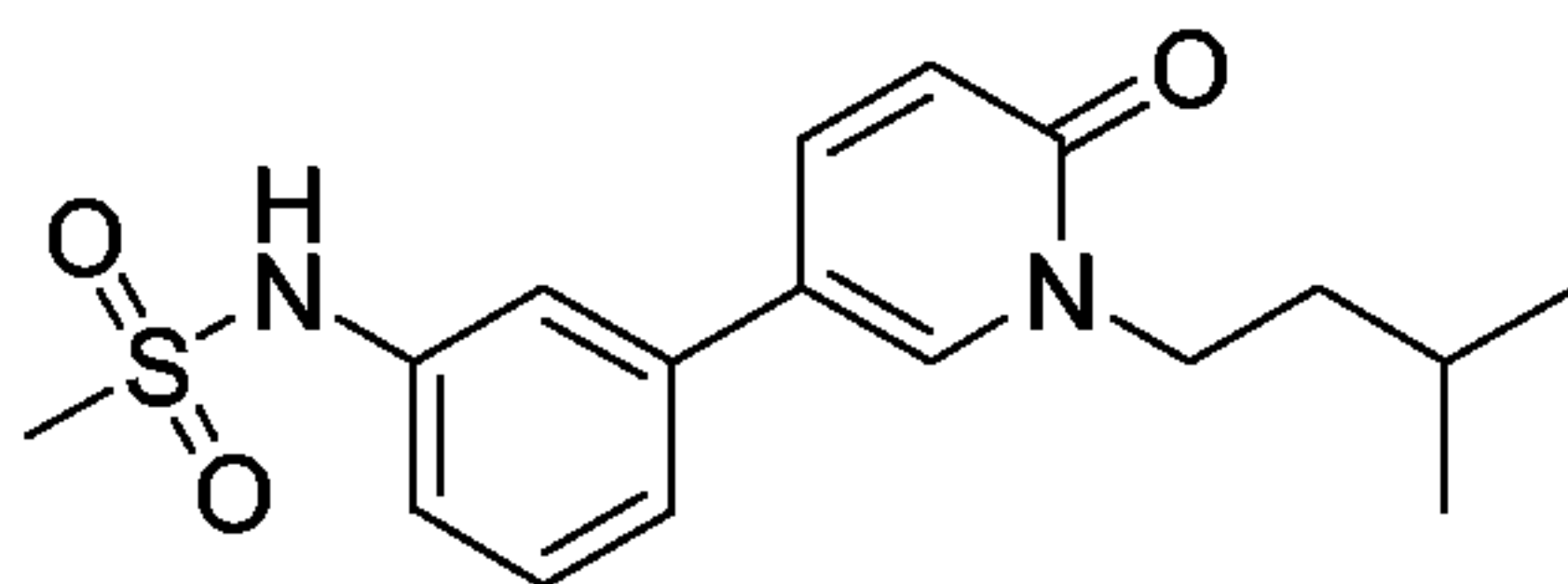
According to Scheme 1 Step 2: The title compound was prepared from 5-bromopyridin-2(1H)-one (1eq, 29.0mmol, 5.00g, Example 1 Step 1) and 4-chlorobenzyl bromide (1.2eq, 34.0mmol, 7.10g) according to the procedure described for Example 1 Step 2. After concentration of the solvent, water was added. The aqueous phase was extracted with AcOEt and the combined organic fractions were dried over Na<sub>2</sub>SO<sub>4</sub>, filtered and concentrated under reduced pressure. The crude product was recrystallized with pentane/Et<sub>2</sub>O 50/50 to afford 1-(4-chlorobenzyl)-5-bromopyridin-2(1H)-one (26.2mmol, 7.82g, 91%) as a white solid.

LC (XTerra RP<sub>18</sub>, 3.5 $\mu$ m, 3.0x50mm Column): RT = 4.18min; MS *m/z* (CI) [MH]<sup>+</sup> = 299, 301.

*Step 2 : 1-(4-Chlorobenzyl)-5-(4-(3-hydroxypropyl)phenyl)pyridin-2(1H)-one*

- 5 According to Scheme 3 Method A: To a solution of 1-(4-chlorobenzyl)-5-bromopyridin-2(1H)-one (1eq, 0.33mmol, 0.10g) in dioxane/saturated aqueous NaHCO<sub>3</sub> (1:1, 6mL) was added Pd(PPh<sub>3</sub>)<sub>4</sub> (0.15eq, 0.05mmol, 58mg) and 4-(3-hydroxypropyl)phenylboronic acid (1.5eq, 0.50mmol, 90.0mg). The reaction was then stirred at 90°C for 4.5 hours. The reaction was allowed to cool and diluted with AcOEt.
- 10 The reaction was washed with saturated NH<sub>4</sub>Cl solution, brine and the organic phase extracted (x3). The combined organic fractions were dried (Na<sub>2</sub>SO<sub>4</sub>), filtered and concentrated under reduced pressure. The crude product was purified by flash chromatography over silica gel (AIT Flashsmart prepac column 15g SiO<sub>2</sub>) using pure AcOEt as the eluent to afford 1-(4-chlorobenzyl)-5-(4-(3-hydroxypropyl)phenyl)pyridin-2(1H)-one (0.22 mmol, 78 mg, 66%) as a white solid.
- 15 M.p.: 165°C; R<sub>f</sub> = 0.05 (CH<sub>2</sub>Cl<sub>2</sub>/AcOEt 80/20); LC (XTerra RP<sub>18</sub>, 3.5 $\mu$ m, 3.0x50mm Column): RT = 3.78min; MS *m/z* (CI) [MH]<sup>+</sup> = 354, 356; <sup>1</sup>H NMR (300MHz, DMSO-d<sub>6</sub>)  $\delta$  1.64-1.77 (m, 2H), 2.61 (t, J=7.3Hz, 2H), 3.32-3.46 (m, 2H), 4.48 (t, J=5.1Hz, 1H), 5.15 (s, 2H), 6.52 (d, J=9.5Hz, 1H), 7.24 (d, J=8.1Hz, 2H), 7.35-7.44 (4H), 7.47 (d, J=8.1Hz, 2H), 7.83 (dd, J=2.6Hz, 9.5Hz, 1H), 8.23 (d, J=2.6Hz, 1H).
- 20

**EXAMPLE 3 : N-(3-(1-Isopentyl-6-oxo-1,6-dihydropyridin-3-yl)phenyl)methanesulfonamide (Final Compound 8-02)**



25 *Step 1 : 5-Bromo-1-isopentylpyridin-2(1H)-one*

- According to Scheme 1 Step 2: The title compound was prepared from 5-bromopyridin-2(1H)-one (1eq, 0.01mol, 1.73g) and 1-isopentylbromide (1eq, 0.01mmol, 1.51g) according to the procedure described for Example 1 Step 2. Reaction conditions: 3 hours under reflux in acetonitrile. The crude product was purified by flash chromatography over silica gel (AIT Flashsmart prepac column SiO<sub>2</sub>) using
- 30



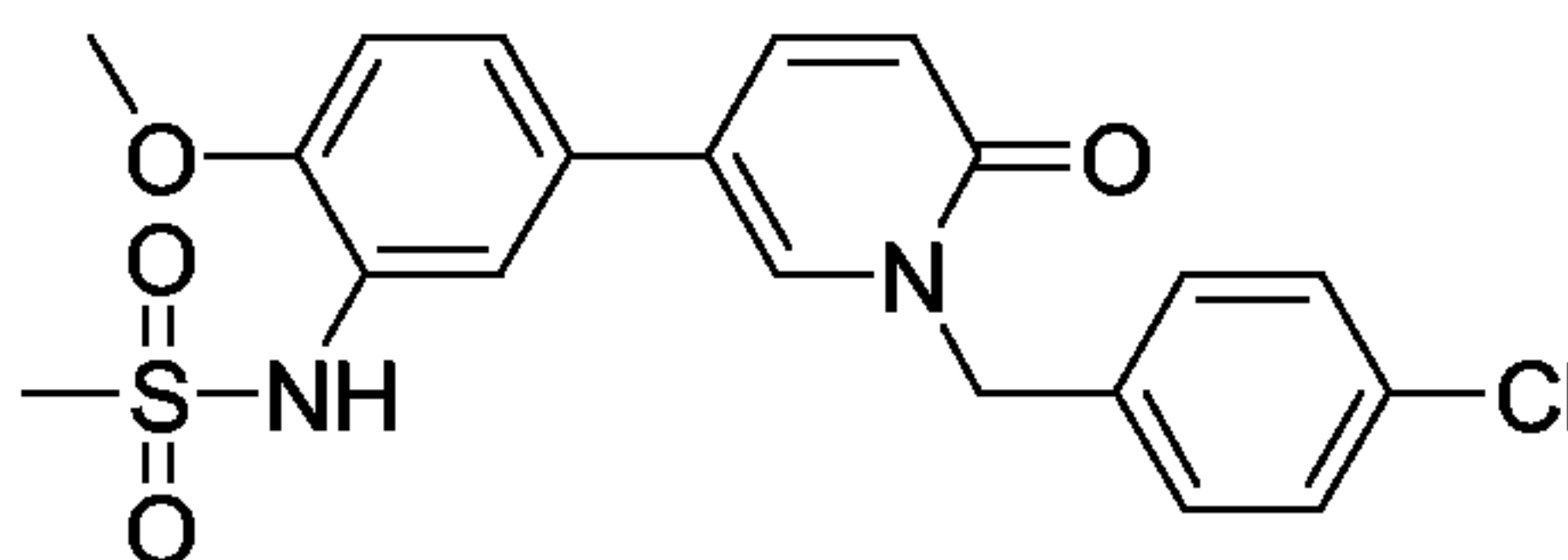
CH<sub>2</sub>Cl<sub>2</sub>/AcOEt (80/20) as the eluent to afford 5-bromo-1-isopentylpyridin-2(1*H*)-one (6.23mmol, 1.52g, 62%) as a brown oil.

*Step 2 : N-(3-(1-Isopentyl-6-oxo-1,6-dihydropyridin-3-yl)phenyl)methanesulfonamide*

5 According to scheme 3 Method A: The title compound was prepared from 5-bromo-1-isopentylpyridin-2(1*H*)-one (1eq, 0.41mmol, 0.10g) and 3-(methylsulfonamido)phenylboronic acid (1.5eq, 0.61mmol, 0.13g) according to the procedure described for Example 2 Step 2. The crude product was purified by flash chromatography over silica gel (AIT Flashsmart prepaced column 15g SiO<sub>2</sub>) using  
10 CH<sub>2</sub>Cl<sub>2</sub>/AcOEt (80/20) as the eluent to afford N-(3-(1-isopentyl-6-oxo-1,6-dihydropyridin-3-yl)phenyl)methanesulfonamide (0.32mmol, 0.11g, 77%) as a white solid.

M.p.:159°C; R<sub>f</sub> = 0.42 (CH<sub>2</sub>Cl<sub>2</sub>/AcOEt 50/50); LC (XTerra RP<sub>18</sub>, 3.5μm, 3.0x50mm Column): RT = 3.49min; MS *m/z* (CI) [MH]<sup>+</sup> = 335; <sup>1</sup>H NMR (300MHz, DMSO-d<sub>6</sub>) δ  
15 0.93 (d, 6H), 1.49-1.62 (m, 3H), 3.02 (s, 3H), 3.91-4.00 (m, 2H), 6.48 (d, J=9.4Hz, 1H), 7.10-7.18 (m, 1H), 7.28-7.42 (m, 3H), 7.70 (dd, J=2.6Hz, 9.4Hz, 1H), 8.03 (d, J=2.6Hz, 1H), 9.78 (s, 1H).

**EXAMPLE 4 : N-(5-(1-(4-Chlorobenzyl)-6-oxo-1,6-dihydropyridin-3-yl)-2-methoxyphenyl)methanesulfonamide (Final Compound 2-56)**  
20



*Step 1 : 4-Methoxy-3-(methylsulfonamido)phenylboronic acid*

To a solution of 3-amino-4-methoxyphenylboronic acid (1eq, 2.10mmol, 0.35g) in  
25 CH<sub>2</sub>Cl<sub>2</sub> (5mL) at -78°C was added Et<sub>3</sub>N (6eq, 13.0mmol, 1.7mL). The reaction was stirred for 30 minutes then methanesulfonyl chloride (1.1eq, 2.30mmol, 0.26g) was added. The reaction was then stirred at -78°C for 1 hour. The reaction was allowed to warm to room temperature and diluted with CH<sub>2</sub>Cl<sub>2</sub>. The reaction was washed with 1.0N aqueous HCl and the organic phase was extracted (x3). The combined organic  
30 fractions were dried (Na<sub>2</sub>SO<sub>4</sub>), filtered and concentrated under reduced pressure to

afford 4-methoxy-3-(methylsulfonamido)phenylboronic acid (1.92mmol, 0.49g, 96%) as a white solid.

LC (XTerra RP<sub>18</sub>, 3.5µm, 3.0x50mm Column): RT = 2.11min; MS *m/z* (CI) [MH]<sup>+</sup> = 246.

5

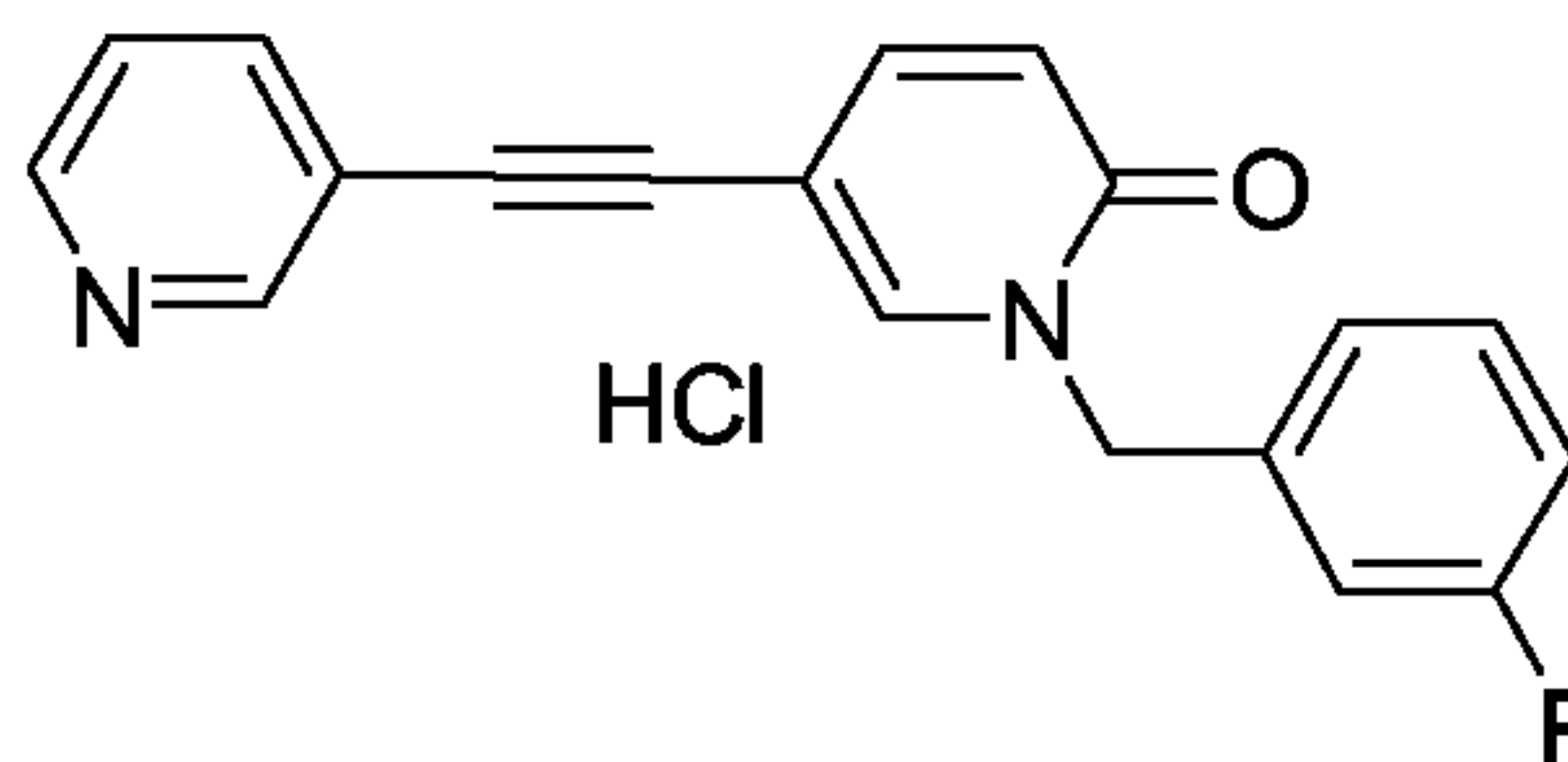
*Step 2 : N-(5-(1-(4-Chlorobenzyl)-6-oxo-1,6-dihydropyridin-3-yl)-2-methoxyphenyl) methane sulphonamide*

According to Scheme 3 Method A: The title compound was prepared from 1-(4-chlorobenzyl)-5-bromopyridin-2(1*H*)-one (1eq, 1.80mmol, 0.55g, Example 2 Step 1) and 4-methoxy-3-(methylsulfonamido)phenylboronic acid (1.1eq, 2.00mmol, 0.49g) according to the procedure described for Example 1 Step 3. Reaction conditions: 4 hours at 80°C. The crude product was purified by flash chromatography over silica gel (AIT Flashsmart prepacked column 25g SiO<sub>2</sub>) using CH<sub>2</sub>Cl<sub>2</sub>/AcOEt (90/10) then recrystallized from pentane/Et<sub>2</sub>O to afford N-(5-(1-(4-chlorobenzyl)-6-oxo-1,6-dihydropyridin-3-yl)-2-methoxyphenyl)methanesulphonamide (0.31mmol, 0.32g, 41%) as a white solid.

M.p.: 151°C; LC (XTerra RP<sub>18</sub>, 3.5µm, 3.0x50mm Column): RT = 3.75min; MS *m/z* (CI) [MH]<sup>+</sup> = 419, 421; <sup>1</sup>H NMR (300MHz, DMSO-d<sub>6</sub>) δ 2.88 (s, 3H), 3.76 (s, 3H), 5.08 (s, 2H), 6.44 (d, J=10.9Hz, 1H), 7.05 (d, J=10.9Hz, 1H), 7.27-7.35 (m, 3H), 7.42-7.60 (m, 3H), 7.68 (dd, J=3.5Hz, J=10.9Hz, 1H), 8.08 (d, J=3.5Hz, 1H), 8.94 (s, 1H).

20

**EXAMPLE 5 : 1-(3-Fluorobenzyl)-5-(2-(pyridin-3-yl)ethynyl)pyridin-2(1*H*)-one hydrochloride (Final Compound 7-02)**



*Step 1 : 1-(3-Fluorobenzyl)-5-bromopyridin-2(1H)-one*

25

According to Scheme 1 Step 2: 1-(3-Fluorobenzyl)-5-bromopyridin-2(1*H*)-one was prepared from 5-bromopyridin-2(1*H*)-one (Example 1 Step 1) and 3-fluorobenzyl bromide according to the procedure described for Example 2 Step 1. The crude product



was washed with pentane/Et<sub>2</sub>O 50/50 to afford 1-(3-fluorobenzyl)-5-bromopyridin-2(1*H*)-one (10.7mmol, 3.00g, 62%) as a white solid.

LC (XTerra RP<sub>18</sub>, 3.5μm, 3.0x50mm Column): RT = 4.05min; MS *m/z* (CI) [MH]<sup>+</sup> = 283.

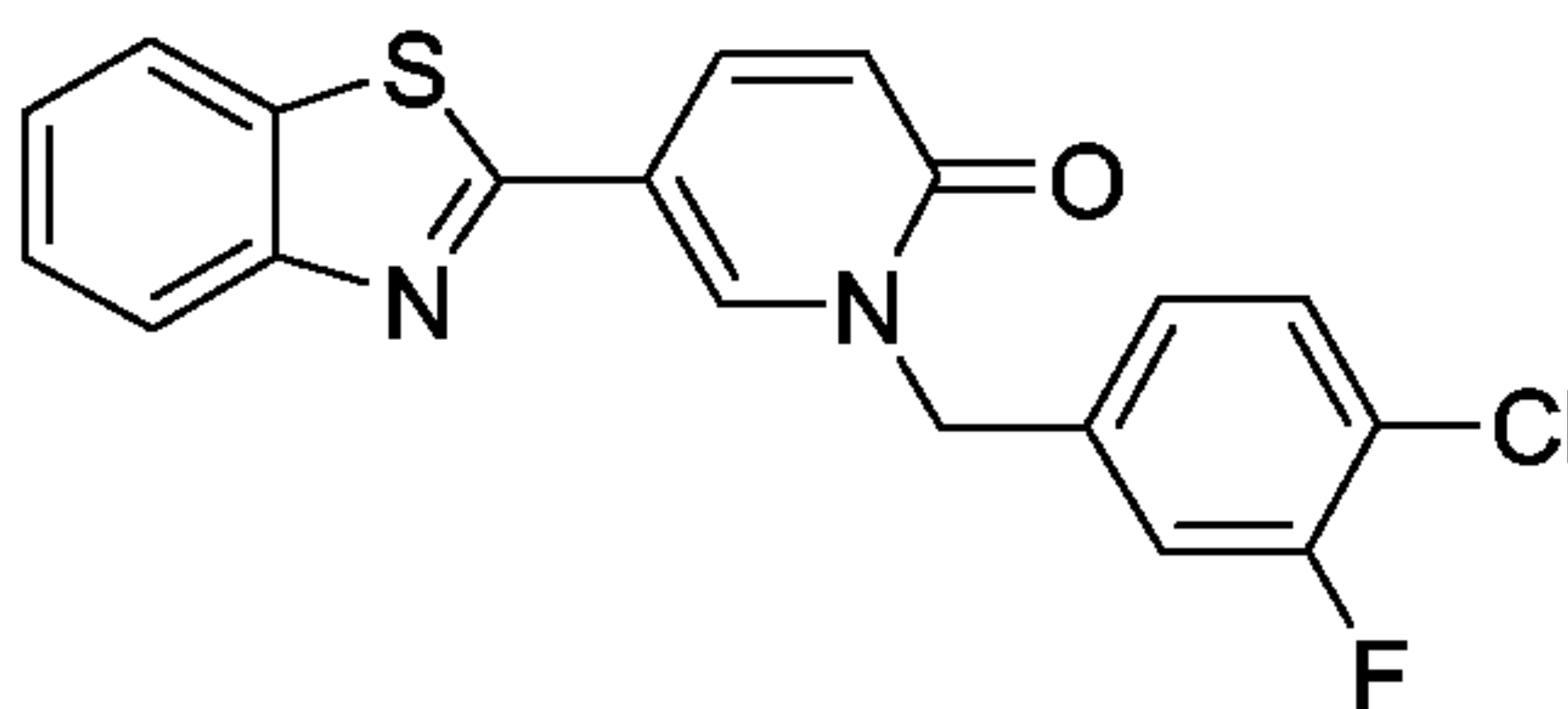
5

*Step 2 : 1-(3-Fluorobenzyl)-5-(2-(pyridin-3-yl)ethynyl)pyridin-2(1H)-one hydrochloride*

According to Scheme 3 Method B: Copper iodide (0.1eq, 6.7mg, 35μmol) and Et<sub>3</sub>N (20eq, 7.09mmol, 1.00mL) in DMF (5mL) were stirred under nitrogen for 10 min. PdCl<sub>2</sub>(PPh<sub>3</sub>)<sub>2</sub> (0.1eq, 35μmol, 25mg) was added to the reaction mixture and the reaction mixture was stirred for a further 15 min at room temperature. 1-(3-Fluorobenzyl)-5-bromopyridin-2(1*H*)-one (1eq, 0.35mmol, 0.10g) and 3-ethynylpyridine (1.2eq, 0.43mmol, 0.04g) were successively added to the reaction mixture. After stirring at 80°C for 4 hours, the reaction mixture was quenched with water and the aqueous layer was washed with AcOEt (3x30mL). The combined organic layers were dried over Na<sub>2</sub>SO<sub>4</sub>, filtered and evaporated under reduced pressure. The crude product was purified by chromatography on silica gel using CH<sub>2</sub>Cl<sub>2</sub>/AcOEt 90/10 + 1% HCl 2M in dioxane as eluent. 1-(3-Fluorobenzyl)-5-(2-(pyridin-3-yl)ethynyl)pyridin-2(1*H*)-one hydrochloride was obtained as a beige solid (32 μmol, 11mg, 9%).

M.p.: 179°C; LC (XTerra RP<sub>18</sub>, 3.5μm, 3.0x50mm Column): RT = 3.68 min; MS *m/z* (CI) [MH]<sup>+</sup> = 305; <sup>1</sup>H NMR (500MHz, DMSO-d<sub>6</sub>) δ 5.12 (s, 2H), 6.50 (d, J=9.4Hz, 1H), 7.11-7.20 (3H), 7.37-7.43 (m, 1H), 7.51 (dd, J=5.0Hz and 8.0Hz, 1H), 7.58 (dd, J=2.5Hz and 9.4Hz, 1H), 7.96-8.00 (m, 1H), 8.37 (d, J=2.4Hz, 1H), 8.59 (dd, J=1.6Hz and 5.0Hz, 1H), 8.73 (d, J=2.1Hz, 1H).

**EXAMPLE 6 : 1-(4-Chloro-3-fluorobenzyl)-5-(benzo[d]thiazol-2-yl)pyridin-2(1H)-one (Final Compound 6-19)**



*Step 1 : 2-(6-Methoxypyridin-3-yl)benzo[d]thiazole*

5 According to Scheme 4 Method A: The title compound was prepared from 2-bromobenzo[d]thiazole (1eq, 0.91mmol, 0.20g) and 6-methoxypyridin-3-ylboronic acid (1.5eq, 1.36mmol, 0.21g) according to the procedure described for Example 2 Step 2. The crude product was purified by silica gel chromatography (AIT Flashsmart prepac-

10 methoxypyridin-3-yl)benzo[d]thiazole (0.74mmol, 0.18g, 82%) as a white solid.

*Step 2 : 1-(4-Chloro-3-fluorobenzyl)-5-(benzo[d]thiazol-2-yl)pyridin-2(1H)-one*

According to Scheme 4, Step 1: A mixture of 2-(6-methoxypyridin-3-yl)benzo[d]thiazole (1eq, 0.25mmol, 60mg), NaI (5eq, 1.20mmol, 0.19g) and 4-chloro-

15 3-fluorobenzylbromide (5eq, 1.20mmol, 0.28g) in acetonitrile (10mL) was stirred for 14 hours at 90°C. The crude residue was partitioned between CH<sub>2</sub>Cl<sub>2</sub> and water. The aqueous layer was extracted with CH<sub>2</sub>Cl<sub>2</sub>. The combined organic layers were dried over MgSO<sub>4</sub>, filtered and evaporated. The crude product was purified by silica gel chromatography (AIT Flashsmart prepac-

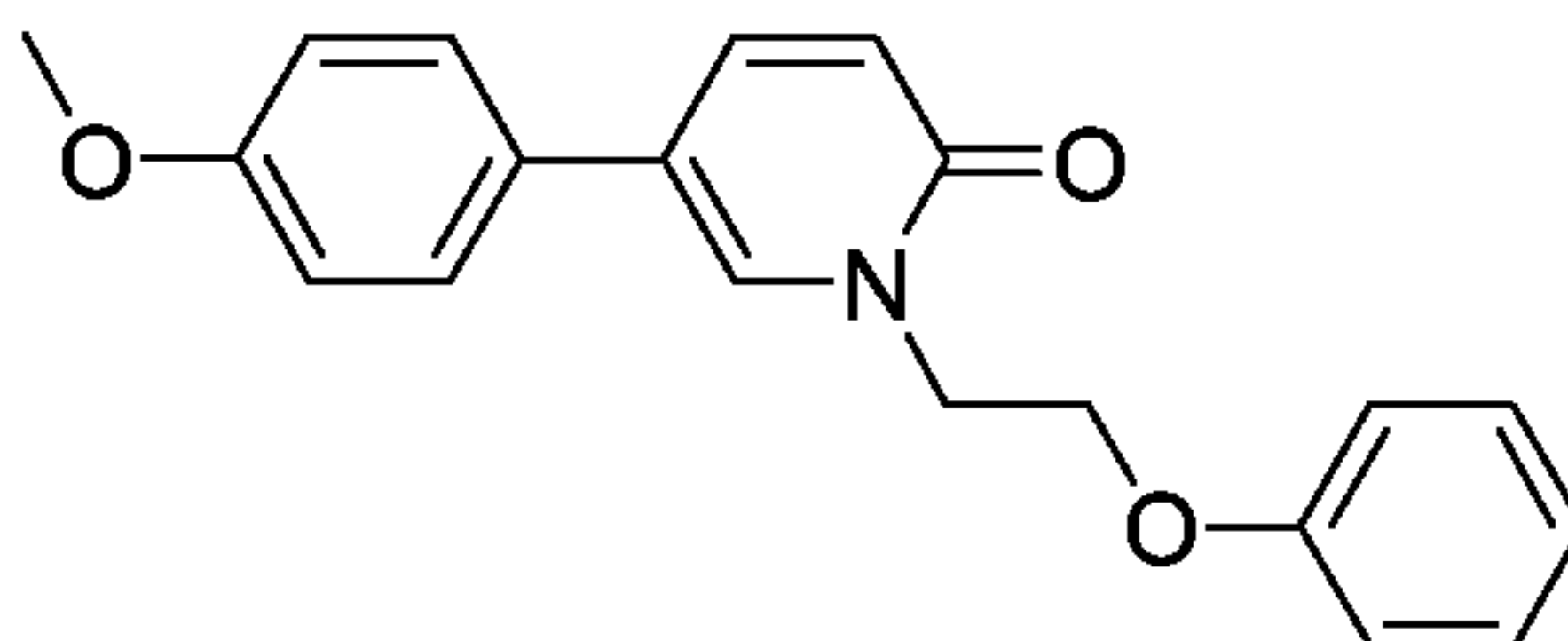
20 95/5 as eluent to afford 1-(4-chloro-3-fluorobenzyl)-5-(benzo[d]thiazol-2-yl)pyridin-2(1H)-one (0.14mmol, 0.05g, 58%) as a beige solid.

M.p.:164°C; LC (XTerra RP<sub>18</sub>, 3.5µm, 3.0x50mm Column): RT = 4.89min; MS *m/z* (CI) [MH]<sup>+</sup> = 371, 373; <sup>1</sup>H NMR (500MHz, CDCl<sub>3</sub>) δ 5.26 (s, 2H), 6.61 (d, J=9.5Hz, 1H), 7.22-7.25 (m, 1H), 7.41-7.45 (m, 1H), 7.45-7.48 (m, 1H), 7.50-7.54 (m, 1H), 7.56-

25 7.60 (m, 1H), 7.96 (d, J=7.7Hz, 1H), 8.11 (dd, J=2.7Hz and 9.5Hz, 1H), 8.11-8.13 (m, 1H), 8.81 (d, J=2.6Hz, 1H).



**EXAMPLE 7 : 5-(4-Methoxyphenyl)-1-(2-phenoxyethyl)pyridin-2(1H)-one (Final Compound 5-18)**



*Step 1 : 5-(4-Methoxyphenyl)-(1H)-pyridin-2-one*

5 According to Scheme 5 Step 1: The title compound was prepared from 5-bromopyridin-2(1H)-one (1eq, 17.2mmol, 3.00g, Example 1 Step 1) and 4-methoxyphenylboronic acid (1.5eq, 25.9mmol, 3.93g) according to the procedure described for Example 2 Step 2. Reaction conditions: 4.5 hours at 120°C. The crude product was purified by flash chromatography over silica gel (AIT Flashsmart  
10 prepacked column 70g SiO<sub>2</sub>) using pure AcOEt then AcOEt/MeOH 95/5 as eluent to afford 5-(4-methoxyphenyl)-(1H)-pyridin-2-one (11.9mmol, 2.40g, 69%) as a white solid.

R<sub>f</sub> = 0.48 (AcOEt/MeOH 90/10); LC (XTerra RP<sub>18</sub>, 3.5µm, 3.0x50mm Column): RT = 2.56min; MS *m/z* (CI) [MH]<sup>+</sup> = 202.

15

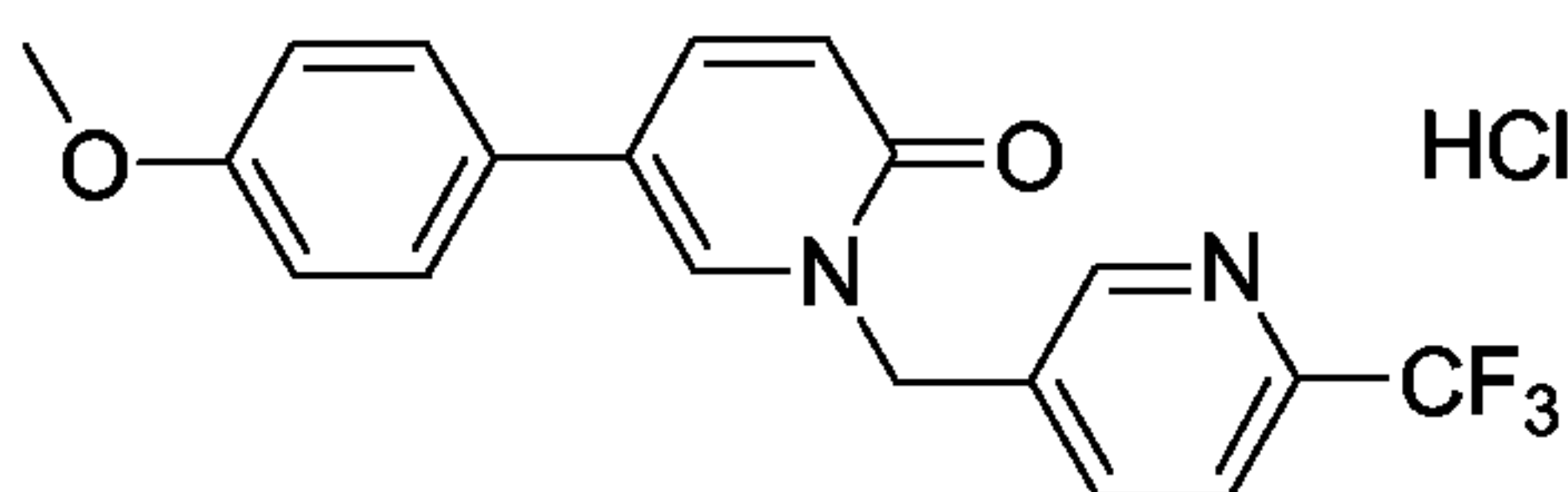
*Step 2 : 5-(4-Methoxyphenyl)-1-(2-phenoxyethyl)pyridin-2(1H)-one*

According to Scheme 5 Step 2: To a solution of 5-(4-methoxyphenyl)-(1H)-pyridin-2-one (1eq, 0.30mmol, 60mg) in THF (3mL) was added K<sub>2</sub>CO<sub>3</sub> (10eq, 3.00mmol, 0.41g). The reaction was stirred at room temperature for 30 minutes then 1-(2-bromoethoxy)benzene (3eq, 0.90mmol, 0.18g) was added. The reaction was stirred at  
20 60°C for 12 hours. After concentration of the solvent, acetonitrile (3mL) was added followed by K<sub>2</sub>CO<sub>3</sub> (10eq, 3.00mmol, 0.41g) and 1-(2-bromoethoxy)benzene (10eq, 3.00mmol, 0.60g) then the reaction was microwaved for 5 minutes at 180°C. The reaction was filtered and concentrated under reduced pressure. The crude product was  
25 purified by flash chromatography over silica gel (AIT Flashsmart prepacked column 10g SiO<sub>2</sub>) using CH<sub>2</sub>Cl<sub>2</sub>/AcOEt (80/20) as the eluent to afford 5-(4-methoxyphenyl)-1-(2-phenoxyethyl)pyridin-2(1H)-one (0.13mmol, 42mg, 44%) as a yellow oil.

R<sub>f</sub> = 0.29 (CH<sub>2</sub>Cl<sub>2</sub>/AcOEt 90/10); LC (XTerra RP<sub>18</sub>, 3.5µm, 3.0x50mm Column): RT = 4.31min; MS *m/z* (CI) [MH]<sup>+</sup> = 322; <sup>1</sup>H NMR (500MHz, CDCl<sub>3</sub>) δ 3.86 (s, 3H), 4.33-

4.37 (m, 2H), 4.38-4.43 (m, 2H), 6.67 (d, J=10.1Hz, 1H), 6.87-6.90 (m, 2H), 6.95-6.99 (m, 3H), 7.25-7.30 (m, 2H), 7.32-7.35 (m, 2H), 7.59-7.62 (m, 2H).

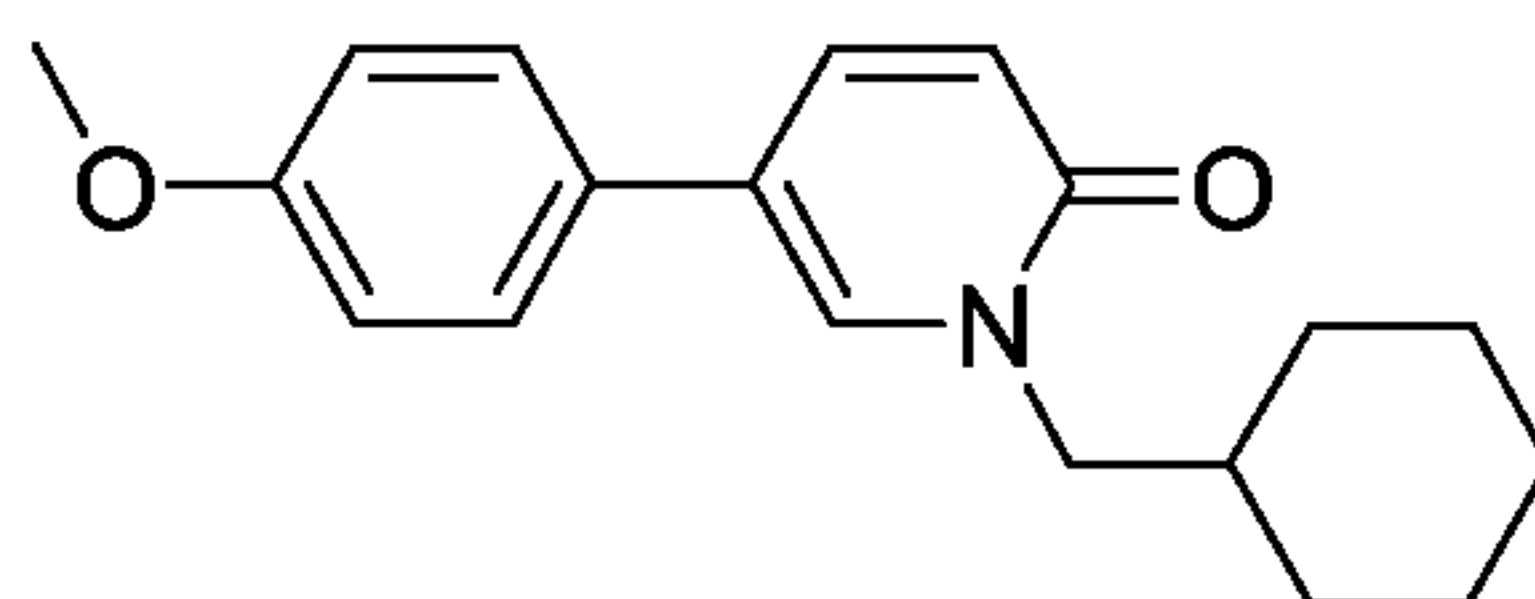
**EXAMPLE 8 : 5-(4-Methoxyphenyl)-1-((6-(trifluoromethyl)pyridin-3-yl)methyl)-pyridin-2(1H)-one hydrochloride (Final Compound 4-47)**



According to Scheme 5 Step 2: The title compound was prepared from 5-(4-methoxyphenyl)-(1H)-pyridin-2-one (1eq, 0.50mmol, 0.10g, Example 7 Step 1) and 5-(chloromethyl)-2-(trifluoromethyl)pyridine (1.5eq, 0.74mmol, 0.15g) according to the procedure described for Example 1 Step 2. Reaction conditions: 6 hours at 70°C and 48 hours at room temperature. The crude product was purified by silica gel chromatography (AIT Flashsmart prepac column 10g SiO<sub>2</sub>, CH<sub>2</sub>Cl<sub>2</sub>/AcOEt 90/10). The purified oil was dissolved in Et<sub>2</sub>O and HCl (4M in dioxane) was added. The resulting precipitate was filtered, dried to afford 5-(4-methoxyphenyl)-1-((6-(trifluoromethyl)pyridin-3-yl)methyl)pyridin-2(1H)-one hydrochloride (83μmol, 30mg, 17%) as a white solid.

M.p.: 168°C; LC (XTerra RP<sub>18</sub>, 3.5μm, 3.0x50mm Column): RT = 4.06min; MS *m/z* (CI) [MH]<sup>+</sup> = 361; <sup>1</sup>H NMR (500MHz, CDCl<sub>3</sub>) δ 3.76 (s, 3H), 5.27 (s, 2H), 6.51 (d, J=9.4Hz, 1H), 6.98 (d, J=6.7Hz, 2H), 7.51 (d, J=6.7Hz, 2H), 7.83 (dd, J=2.7Hz and 9.4Hz, 1H), 7.88 (d, J=8.2Hz, 1H), 8.00 (dd, J=1.7Hz and 8.2Hz, 1H), 8.28 (d, J=2.5Hz, 1H), 8.81 (d, J=1.7Hz, 1H).

**EXAMPLE 9 : 1-(Cyclohexylmethyl)-5-(4-methoxyphenyl)pyridin-2(1H)-one (Final Compound 4-03)**



25

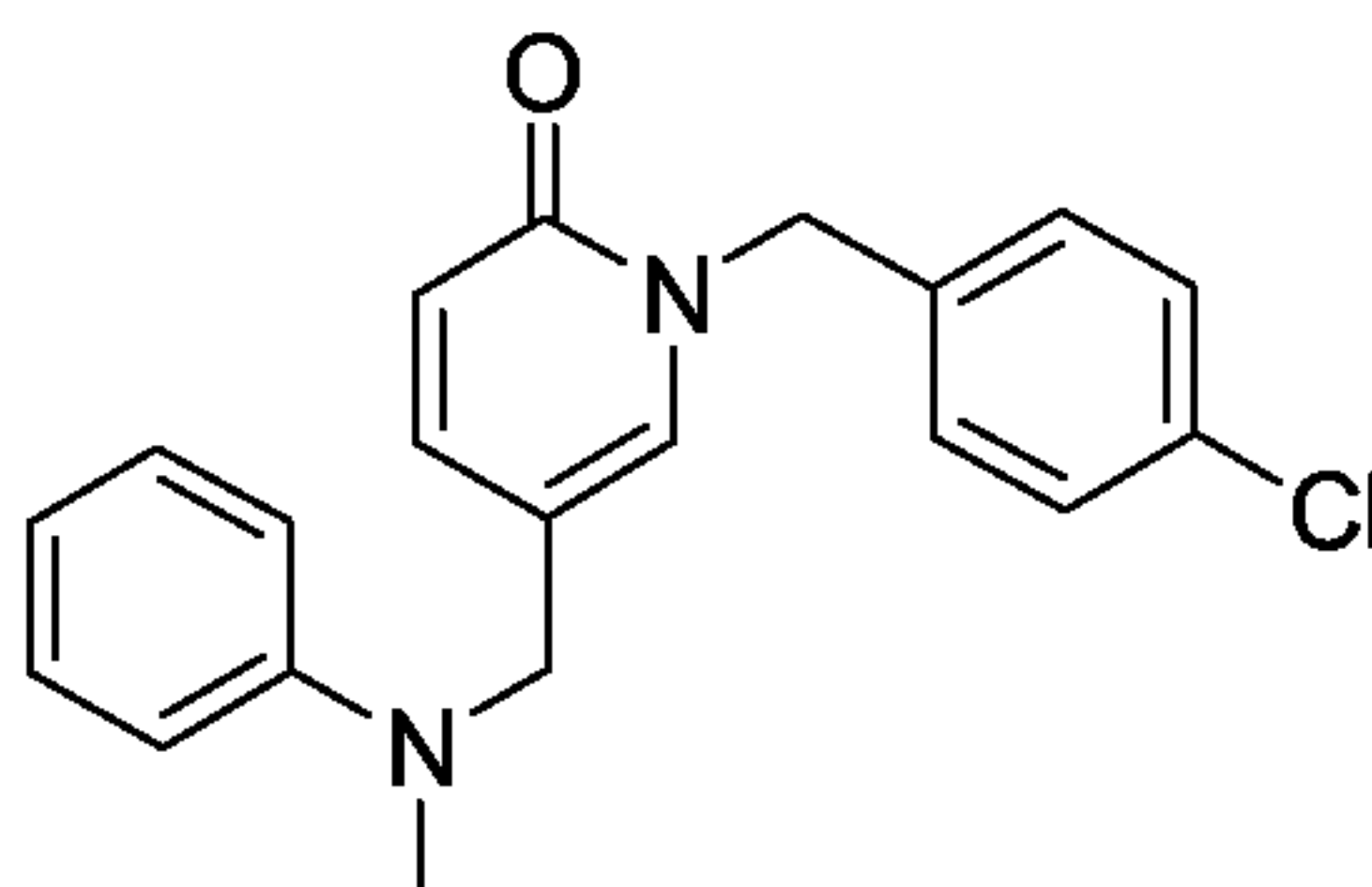
According to Scheme 5 Step 2: To a solution of 5-(4-methoxyphenyl)pyridin-2(1H)-one (1eq, 0.35mmol, 70mg, Example 7 Step 1) in acetonitrile (2mL) were added K<sub>2</sub>CO<sub>3</sub> (10eq, 3.50mmol, 0.48g) and (bromomethyl)cyclohexane (10eq, 3.50mmol, 0.49mL).



The reaction was microwaved for 10 minutes at 180°C. The reaction was allowed to cool. The reaction was then filtered and concentrated under reduced pressure. The crude product was purified by flash chromatography over silica gel (AIT Flashsmart preppacked column 15g SiO<sub>2</sub>) using CH<sub>2</sub>Cl<sub>2</sub>/AcOEt (80/20, R<sub>f</sub>=0.3). The product was  
 5 further purified by reverse phase C<sub>18</sub> column using water/acetonitrile 60/40 to afford 1-(cyclohexylmethyl)-5-(4-methoxyphenyl)pyridin-2(1*H*)-one (0.11mmol, 32mg, 31%) as a colorless oil.

LC (XTerra RP<sub>18</sub>, 3.5μm, 3.0x50mm Column): RT = 4.72min; MS *m/z* (CI) [MH]<sup>+</sup>= 298; <sup>1</sup>H NMR (300MHz, CDCl<sub>3</sub>) δ 0.85-1.09 (m, 2H), 1.09-1.32 (m, 3H), 1.53-1.78 (m,  
 10 5H), 1.78-2.00 (m, 1H), 3.74 (d, J=7.3Hz, 2H), 3.77 (s, 3H), 6.57 (d, J=9.4Hz, 1H), 6.88 (d, J=8.7Hz, 2H), 7.29-7.35 (3H), 7.49 (dd, J=2.7Hz, 9.4Hz, 1H).

**EXAMPLE 10 : 1-(4-Chlorobenzyl)-5-((methyl(phenyl)amino)methyl)pyridin-2(1*H*)-one (Final Compound 3-07)**



15

**Step 1 : 1-(4-Chlorobenzyl)-6-oxo-1,6-dihydropyridine-3-carbaldehyde**

According to Scheme 2: The title compound was prepared from 6-methoxynicotinaldehyde (1eq, 13.4mmol, 1.83g) and 4-chloro-benzylbromide (2eq, 26.8mmol, 5.50g) according to the procedure described for Example 6 Step 2. Reaction  
 20 conditions: 17 hours under reflux. The crude product was purified by silica gel chromatography (AIT Flashsmart preppacked column 25g SiO<sub>2</sub>) using CH<sub>2</sub>Cl<sub>2</sub>/AcOEt 95/5 as eluent to afford 1-(4-chlorobenzyl)-6-oxo-1,6-dihydropyridine-3-carbaldehyde (9.08mmol, 2.25g, 68%) as an orange solid.

LC (XTerra RP<sub>18</sub>, 3.5μm, 3.0x50mm Column): RT = 3.51min; MS *m/z* (CI) [MH]<sup>+</sup>=  
 25 248.

**Step 2 : 1-(4-Chlorobenzyl)-5-((methyl(phenyl)amino)methyl)pyridin-2(1*H*)-one**

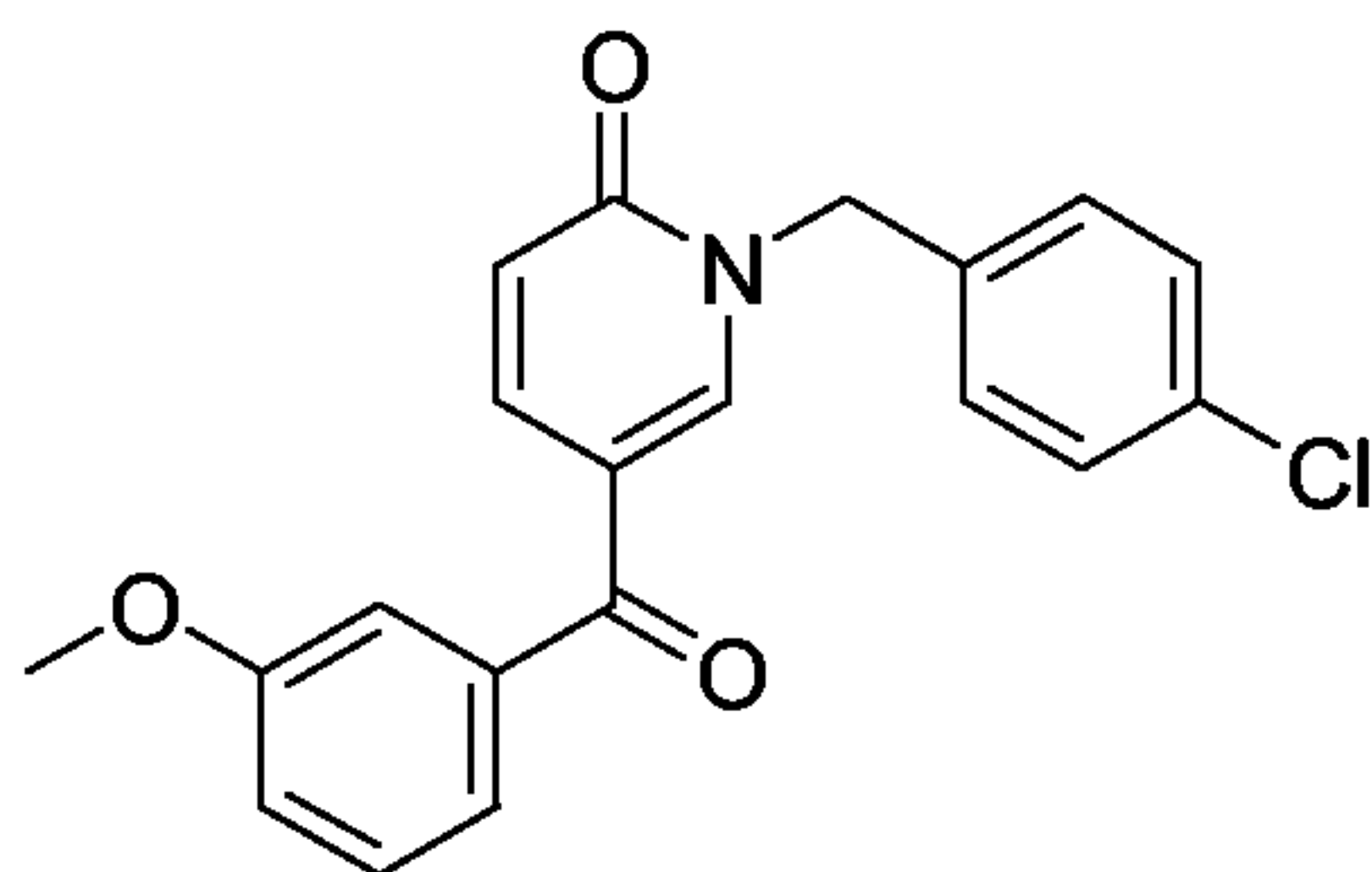
According to Scheme 7 Method A: A solution of *N*-methylbenzenamine (1eq, 0.40mmol, 0.04mL) and 1-(4-chlorobenzyl)-6-oxo-1,6-dihydropyridine-3-carbaldehyde

(1eq, 0.40mmol, 0.10g) in CH<sub>2</sub>Cl<sub>2</sub> (8mL) was stirred for 10 min. at room temperature then AcOH (1eq, 0.40mmol, 0.02mL) and NaBH(OAc)<sub>3</sub> (1.5eq, 0.60mmol, 0.10g) were added. The reaction mixture was stirred 3 hours at room temperature, was quenched with water and the aqueous phase was extracted with CH<sub>2</sub>Cl<sub>2</sub>. The organic layer was  
 5 dried over Na<sub>2</sub>SO<sub>4</sub>, filtered and evaporated. The crude product was purified by silica gel chromatography (AIT Flashsmart prepac column 25g SiO<sub>2</sub>) using CH<sub>2</sub>Cl<sub>2</sub>/MeOH 95/5 followed by crystallization in pentane/diisopropyl ether to afford 1-(4-chlorobenzyl)-5-((methyl(phenyl)amino)methyl)pyridin-2(1*H*)-one (0.12mmol, 0.04g, 29%) as a white solid.

10 M.p.: 106°C; LC (XTerra RP<sub>18</sub>, 3.5μm, 3.0x50mm Column): RT = 4.43min; MS *m/z* (CI) [MH]<sup>+</sup> = 339, 341; <sup>1</sup>H NMR (500MHz, DMSO-d<sub>6</sub>) δ 2.88 (s, 3H), 4.25 (s, 2H), 5.03 (s, 2H), 6.37 (d, J=9.3Hz, 1H), 6.61-6.66 (m, 1H), 6.75 (dd, J=0.9Hz and 8.8Hz, 2H), 7.11-7.17 (m, 2H), 7.21-7.25 (m, 2H), 7.30 (dd, J=2.6Hz and 9.3Hz, 1H), 7.33-7.38 (m, 2H), 7.67 (d, J=2.0Hz, 1H).

15

**EXAMPLE 11 : 1-(4-Chlorobenzyl)-5-(3-methoxybenzoyl)pyridin-2(1*H*)-one (Final Compound 3-12)**



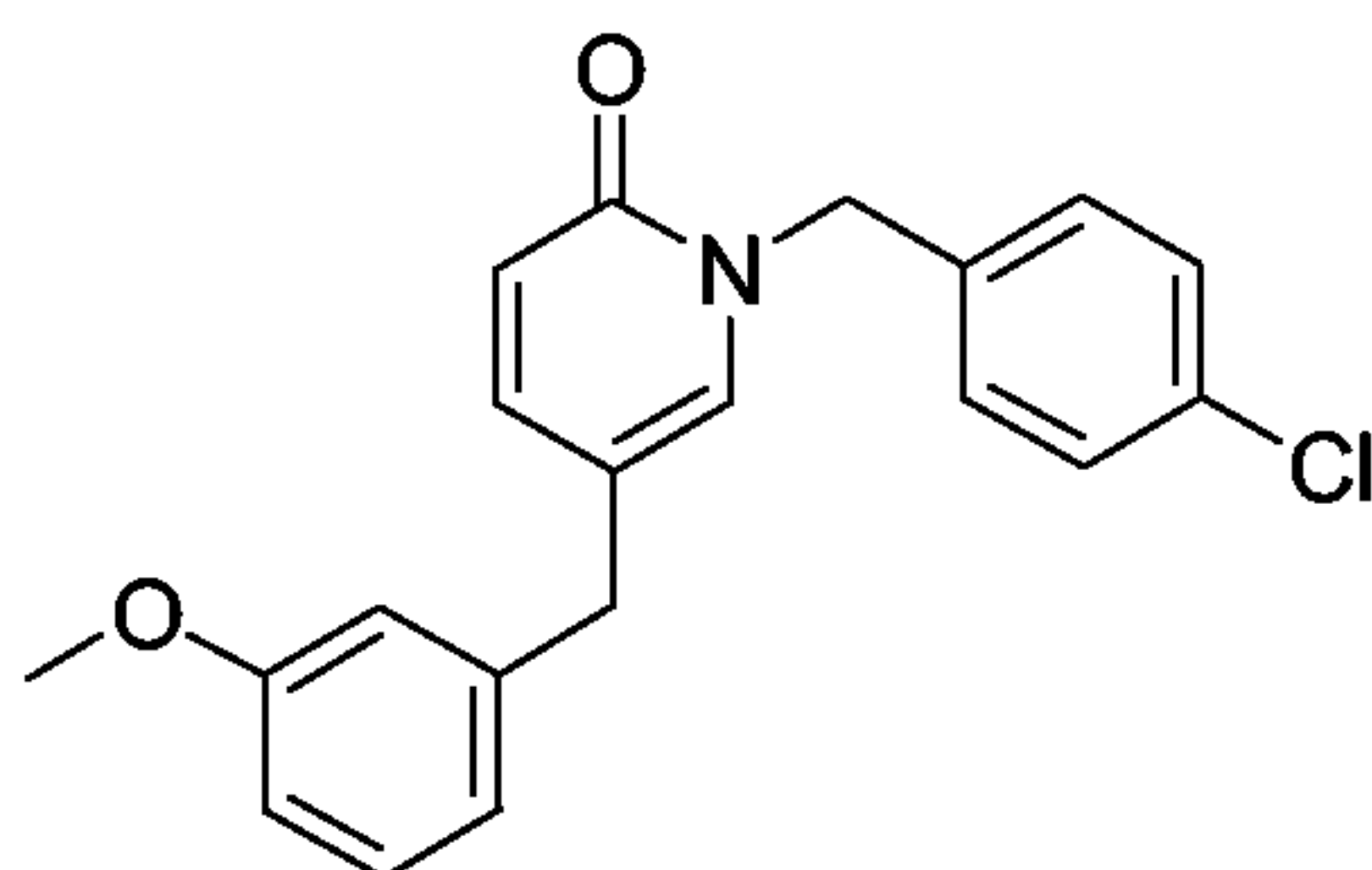
According to Scheme 7 Method C: 1-(4-Chlorobenzyl)-5-(hydroxy(3-methoxyphenyl)-  
 20 methyl)pyridin-2(1*H*)-one (1eq, 0.28mmol, 0.10g, Example 41) and manganese dioxide (30eq, 8.43mmol, 0.73g) were stirred overnight at room temperature in CH<sub>2</sub>Cl<sub>2</sub> (10mL). Upon completion, the crude mixture was filtered through a pad of celite and the filtrate was concentrated. The crude residue was partitioned between water and CH<sub>2</sub>Cl<sub>2</sub>. The aqueous layer was extracted with CH<sub>2</sub>Cl<sub>2</sub>. The combined organic layers  
 25 were washed with brine, dried over MgSO<sub>4</sub> and concentrated under vacuum to afford the title compound as a white solid (0.28mmol, 0.10g, 100%).

M.p.: 104°C; LC (XTerra RP<sub>18</sub>, 3.5μm, 3.0x50mm Column): RT = 4.41 min; MS *m/z* ES<sup>+</sup> = 354, 356; <sup>1</sup>H NMR (500MHz, CDCl<sub>3</sub>) δ 3.83 (s, 3H), 5.13 (s, 2H), 6.65 (d,



J=9.6Hz, 1H), 7.11-7.17 (3H), 7.26-7.29 (m, 2H), 7.33-7.39 (3H), 7.89 (dd, J=2.6Hz and 9.6Hz, 1H), 7.97 (d, J=2.6Hz, 1H).

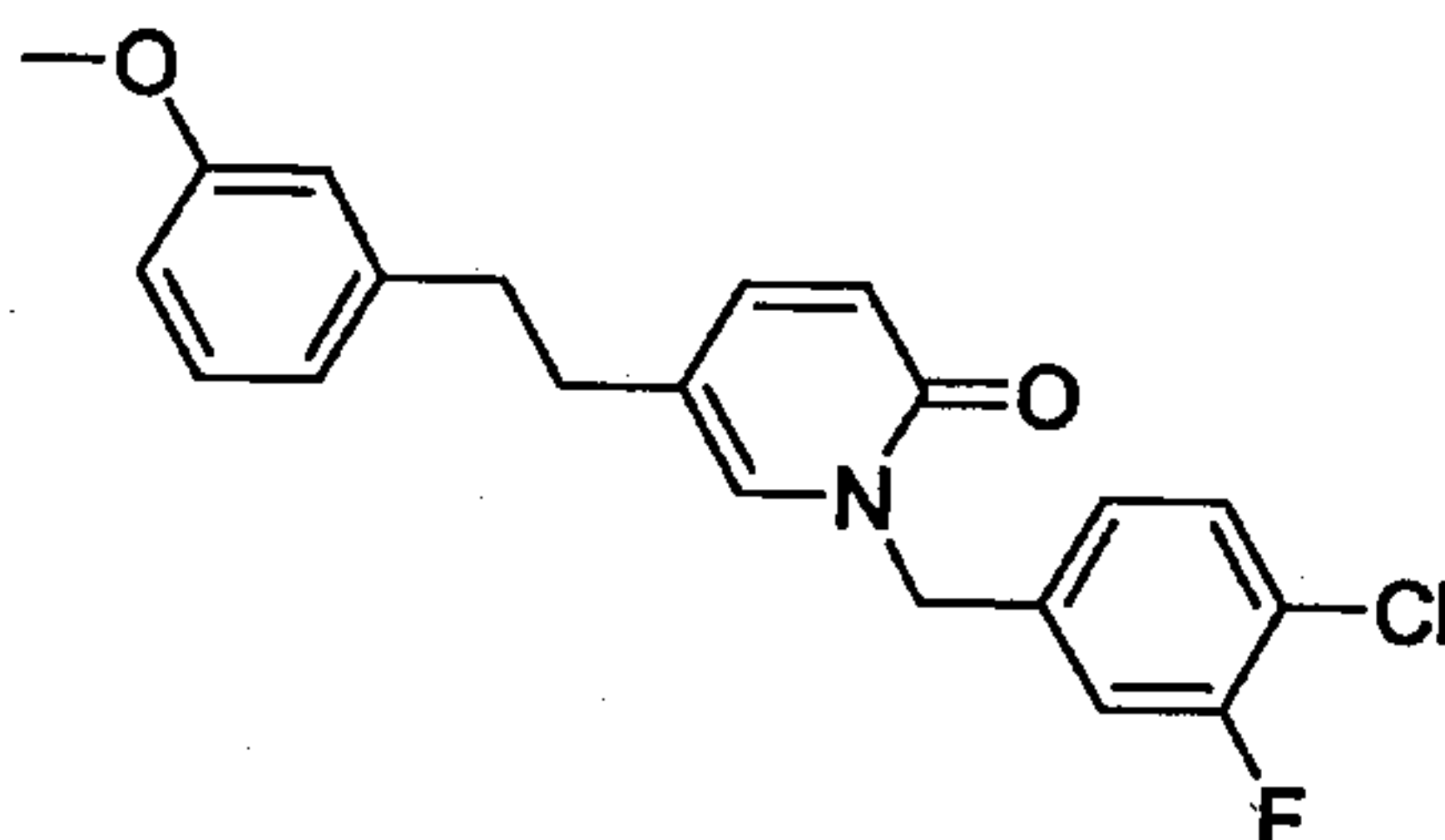
**EXAMPLE 12 : 5-(3-Methoxybenzyl)-1-(4-chlorobenzyl)pyridin-2(1H)-one (Final  
5 Compound 3-02)**



According to Scheme 7 Method D: Triethylsilane (3eq, 0.84mmol, 0.10g) was added to a solution of 1-(4-chlorobenzyl)-5-(hydroxy(3-methoxyphenyl)methyl)pyridin-2(1H)-one (1eq, 0.28mmol, 0.10g, Example 41) in TFA (2mL). The mixture was stirred 1  
10 hour at room temperature. Upon completion, MeOH was added and the solution was evaporated. The crude residue was partitioned between water and CH<sub>2</sub>Cl<sub>2</sub>. The aqueous layer was extracted with CH<sub>2</sub>Cl<sub>2</sub>. The combined organic layers were successively washed with brine, dried over MgSO<sub>4</sub> and concentrated under vacuum to afford the crude product. Purification by flash chromatography (AIT Flashsmart prepac  
15 column 10g SiO<sub>2</sub>) (CH<sub>2</sub>Cl<sub>2</sub>/AcOEt 95/5 to 90/10) of the crude product afford the title compound 5-(3-methoxybenzyl)-1-(4-chlorobenzyl)pyridin-2(1H)-one (0.20mmol, 0.07g, 71%) as a yellow oil.

LC (XTerra RP<sub>18</sub>, 3.5μm, 3.0x50mm Column): RT = 4.49 min; MS *m/z* ES<sup>+</sup> = 340, 342; <sup>1</sup>H NMR (500MHz, CDCl<sub>3</sub>) δ 3.65 (s, 2H), 3.78 (s, 3H), 5.08 (s, 2H), 6.57 (d, J=9.3Hz, 1H), 6.63-6.66 (m, 1H), 6.70-6.73 (m, 1H), 6.76-6.80 (m, 1H), 7.02 (d, J=1.9Hz, 1H),  
20 7.18 (dd, J=2.5Hz and 9.3Hz, 1H), 7.21-7.25 (3H), 7.32 (d, J=8.5Hz, 2H).

-92-

**EXAMPLE 13 : 5-(3-Methoxyphenethyl)-1-(4-chloro-3-fluorobenzyl)pyridin- 2( 1 H)-OILC (Final Compound 7-06)***Step 1 : 5-(3-Methoxyphenethynyl)-2-methoxypyridine*

According to Scheme 8 Step 1 : Et<sub>3</sub>N (15eq, 12.0mmol, 1.68mL), PdCl<sub>2</sub>(PPh<sub>3</sub>)<sub>2</sub> (0.05eq, 0.04mmol, 17.5mg), PPh<sub>3</sub> (0.2eq, 0.16mmol, 41.8mg) and 5-bromo-2-methoxypyridine (1eq, 0.80mmol, 0.15g) were added to a stirred solution of copper iodide (0.05eq, 0.04mmol, 7.6mg) in DMF (8mL). Then 1-ethynyl-3-methoxybenzene (1.1eq, 0.88mmol, 0.12g) was added and the mixture was heated under microwaves (120°C/25min) and was stirred overnight at room temperature. The resulting solution was poured onto water and extracted with AcOEt. The combined organic layers were dried over MgSO<sub>4</sub>, filtered and evaporated under reduced pressure. The crude product was purified by flash chromatography over silica gel (AIT Flashsmart prepac column 25g SiO<sub>2</sub>) using pentane/Et<sub>2</sub>O 98/2 as eluent to afford 5-(3-methoxyphenethynyl)-2-methoxypyridine (0.64mmol, 154mg, 81%) as a colorless oil. LC (XTerra RP<sub>18</sub>, 3.5µm, 3.0x50mm Column): RT = 5.13 min; MS *m/z* ES<sup>+</sup> = 240.

*Step 2 : 2-Methoxy-5-(2-(3-methoxyphenyl)ethyl)pyridine*

According to Scheme 8 Step 2: A suspension of 5-(3-methoxyphenethynyl)-2-methoxypyridine (1eq, 0.64mmol, 154mg) and Pd/C (15mg) in MeOH (10mL) was stirred overnight at room temperature under H<sub>2</sub> at atmospheric pressure. The resulting mixture was then filtered on a pad of CELITE™ and washed with MeOH. The filtrate was concentrated under reduced pressure to afford 2-methoxy-5-(2-(3-methoxyphenyl)ethyl)pyridine (0.49mmol, 0.12g, 77%) as a colorless oil. LC (XTerra RP<sub>18</sub>, 3.5µm, 3.0x50mm Column): RT = 4.66 min; MS *m/z* ES<sub>+</sub> = 244.



*Step 3 : 5-(3-Methoxyphenethyl)-1-(4-chloro-3-fluorobenzyl)pyridin-2(1H)-one*

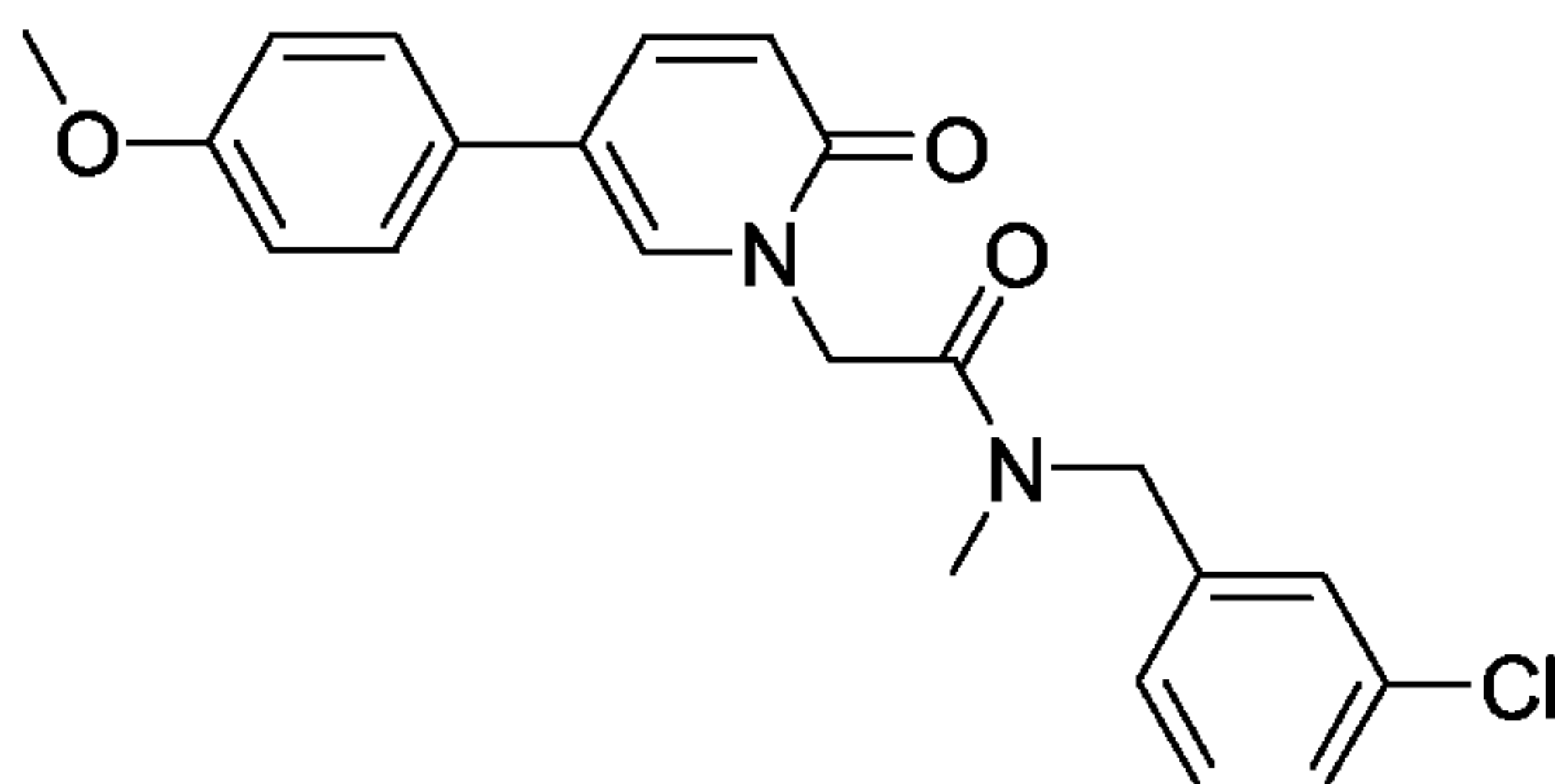
According to Scheme 8 Step 3: The title compound was prepared from 2-methoxy-5-(2-(3-methoxyphenyl)ethyl)pyridine (1eq, 0.25mmol, 0.06g) and 4-chloro-3-fluorobenzylbromide (2eq, 0.49mmol, 0.11g) according to the procedure described for

5 Example 6 Step 2. Reaction conditions: 12 hours at 100°C. The resulting dark brown oil was purified by flash chromatography (AIT Flashsmart prepac column 25g SiO<sub>2</sub>, CH<sub>2</sub>Cl<sub>2</sub>/MeOH 98/2) to afford 5-(3-methoxyphenethyl)-1-(4-chloro-3-fluorobenzyl)pyridin-2(1H)-one (0.14mmol, 55.0mg, 60%) as a yellow oil.

LC (XTerra RP<sub>18</sub>, 3.5μm, 3.0x50mm Column): RT = 4.68 min; MS *m/z* ES<sup>+</sup> = 372, 374;

10 <sup>1</sup>H NMR (500MHz, CDCl<sub>3</sub>) δ 2.65 (t, J=7.4Hz, 2H), 2.79 (t, J=7.4Hz, 2H), 3.76 (s, 3H), 4.98 (s, 2H), 6.59 (d, J=9.2Hz, 1H), 6.60-6.65 (2H), 6.72-6.75 (m, 1H), 6.79-6.82 (m, 1H), 6.90-6.94 (m, 1H), 6.99 (d, J=2.0Hz and 9.6Hz, 1H), 7.13-7.18 (m, 1H), 7.23 (dd, J=2.5Hz and 9.2Hz, 1H), 7.31-7.36 (m, 1H).

15 **EXAMPLE 14 : N-(3-Chlorobenzyl)-2-(5-(4-methoxyphenyl)-2-oxopyridin-1(2H)-yl)-N-methylacetamide (Final Compound 5-24)**

*Step 1 : Ethyl 2-(5-(4-methoxyphenyl)-2-oxopyridin-1(2H)-yl)acetate*

According to Scheme 9 Step 1: The title compound was prepared from 5-(4-methoxyphenyl)pyridin-2(1H)-one (1eq, 3.73mmol, 0.75g, Example7 Step 1) and ethylbromoacetate (1.2eq, 4.47mmol, 0.50mL) according to the procedure described for

20 Example 1 Step 2. The reaction was stirred at 60°C for 12 hours. The reaction was filtered and concentrated under reduced pressure to yield a yellow oil. The product was triturated from diisopropyl ether to afford ethyl 2-(5-(4-methoxyphenyl)-2-oxopyridin-

25 1(2H)-yl)acetate (3.38mmol, 0.97g, 91%) as a white solid.

LC (XTerra RP<sub>18</sub>, 3.5μm, 3.0x50mm Column): RT = 3.53min; MS *m/z* (CI) [MH]<sup>+</sup> = 288.

*Step 2 : 2-(5-(4-Methoxyphenyl)-2-oxopyridin-1(2H)-yl)acetic acid*

According to Scheme 9 Step 2: To a solution of ethyl 2-(5-(4-methoxyphenyl)-2-oxopyridin-1(2H)-yl)acetate (1eq, 3.38mmol, 0.97g) in water/EtOH (1:1, 20mL) at 0°C was added lithium hydroxide (10eq, 33.8mmol, 1.44g). The reaction was then allowed  
5 to warm to room temperature and stirred for 2 hours. The reaction was then cooled to 0°C and acidified with HCl 1M solution till pH=2. The resulting precipitate was filtered under reduced pressure to yield 2-(5-(4-methoxyphenyl)-2-oxopyridin-1(2H)-yl)acetic acid (2.56mmol, 0.66g, 76%) as a white solid.

LC (XTerra RP<sub>18</sub>, 3.5µm, 3.0x50mm Column): RT = 2.89min; MS *m/z* (CI) [MH]<sup>+</sup>=  
10 260.

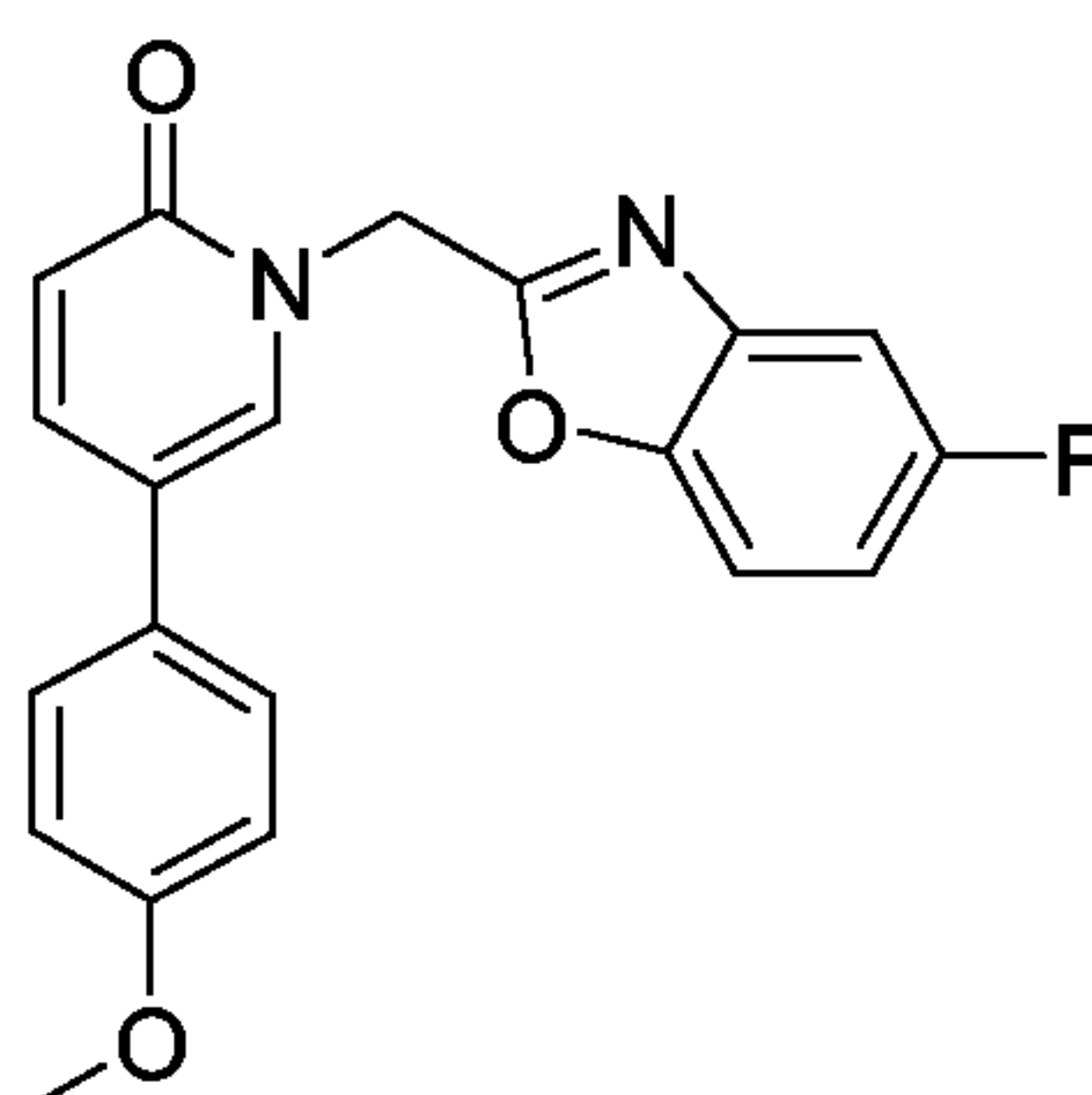
*Step 3 : N-(3-Chlorobenzyl)-2-(5-(4-methoxyphenyl)-2-oxopyridin-1(2H)-yl)-N-methylacetamide*

According to Scheme 9 Step 3: To a solution of (3-chlorophenyl)-N-methylmethanamine (1eq, 0.19mmol, 0.03g), 2-(5-(4-methoxyphenyl)-2-oxopyridin-  
15 1(2H)-yl)acetic acid (1eq, 0.19mmol, 0.05g) and hydroxybenzotriazole (1.1eq, 0.21mmol, 0.03g) in CH<sub>2</sub>Cl<sub>2</sub> (2mL) at room temperature was added EDCI.HCl (1.5eq, 0.29mmol, 55mg). The reaction was stirred at room temperature for 12 hours then diluted with AcOEt. The reaction was washed with brine and the organic phase  
20 extracted (x3). The combined organic fractions were dried (Na<sub>2</sub>SO<sub>4</sub>), filtered and concentrated under reduced pressure. The crude product was purified by flash chromatography over silica gel (AIT Flashsmart prepac column 10g SiO<sub>2</sub>) using CH<sub>2</sub>Cl<sub>2</sub>/AcOEt (50/50) as eluent to afford the N-(3-chlorobenzyl)-2-(5-(4-methoxyphenyl)-2-oxopyridin-1(2H)-yl)-N-methylacetamide (0.11mmol, 44mg, 57%)  
25 as a yellow oil.

LC (XTerra RP<sub>18</sub>, 3.5µm, 3.0x50mm Column): RT = 4.06min; MS *m/z* (CI) [MH]<sup>+</sup>=  
397, 399; <sup>1</sup>H NMR (500MHz, CDCl<sub>3</sub>) mixture 2:1 of isomers δ 2.79 (s, 3Hb), 3.05 (s, 3Ha), 3.77 (s, 3Ha, 3Hb), 4.54 (s, 2Ha), 4.70 (s, 2Hb), 4.93 (s, 2Hb), 4.93 (s, 2Ha), 6.47 (d, J=9.5Hz, 1Hb), 6.49 (d, J=9.5Hz, 1Ha), 7.00 (d, J=8.5Hz, 2Ha, 2Hb), 7.23 (d, J=7.6Hz, 1Ha), 7.30-7.35 (m, 2Ha, 2Hb), 7.35-7.41 (m, 1Ha, 2Hb), 7.41-7.51 (m, 2Ha, 2Hb), 7.82 (dd, J=2.8Hz and 9.5Hz, 1Ha, 1Hb), 7.96 (d, J=2.5Hz, 1Ha), 7.98 (d, J=2.5Hz, 1Hb).  
30



**EXAMPLE 15 : 1-((5-Fluorobenzo[d]oxazol-2-yl)methyl)-5-(4-methoxyphenyl)-pyridin-2(1H)-one (Final Compound 4-51)**



5

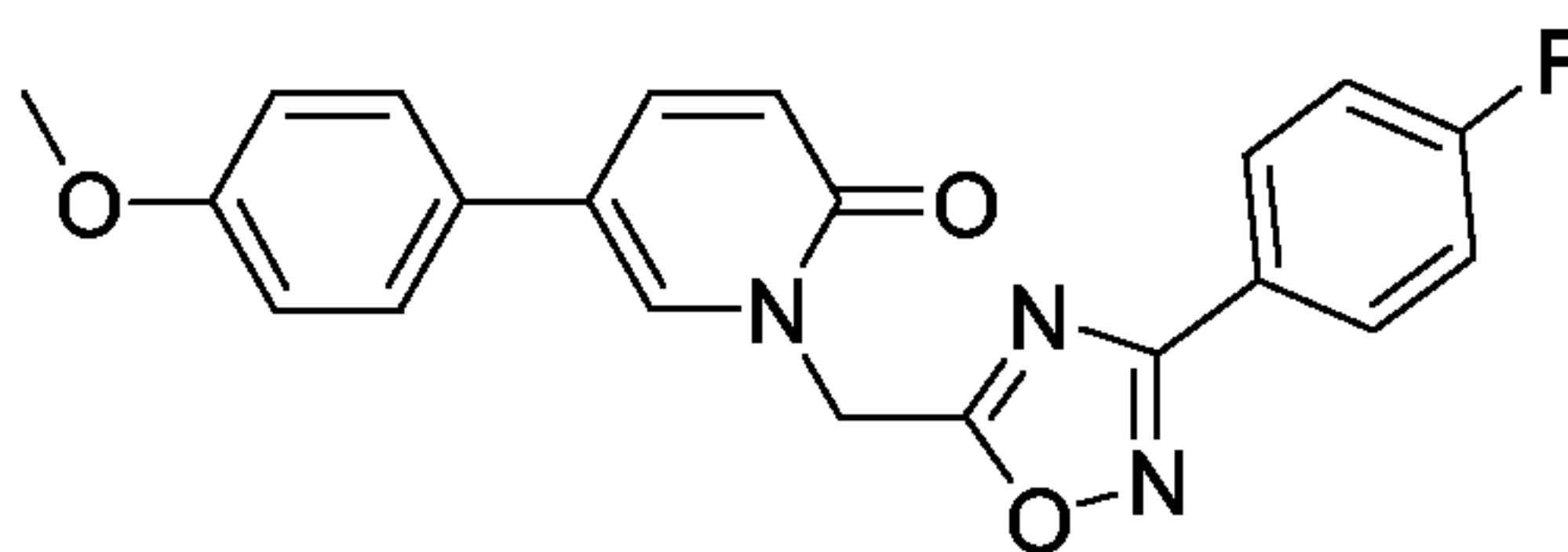
According to Scheme 10 Method A: A solution of PPh<sub>3</sub> (3eq, 1.04mmol, 0.27g) in 1:1 acetonitrile/pyridine (3mL) was added dropwise over a period of 1 hour to a mixture of 2-(5-(4-methoxyphenyl)-2-oxopyridin-1(2H)-yl)acetic acid (1eq, 0.35mmol, 0.09g, Example 14 Step 2), 2-amino-4-fluorophenol (1eq, 0.35mmol, 0.04g), Et<sub>3</sub>N (3eq, 1.04mmol, 0.15mL) and CCl<sub>4</sub> (4eq, 1.39mmol, 0.13mL) in 1:1 mixture of acetonitrile/pyridine (3mL). The reaction mixture was stirred at room temperature for 2 days. The solvent was removed under reduced pressure and the residue was dissolved in CH<sub>2</sub>Cl<sub>2</sub> and NH<sub>4</sub>OH. The aqueous phase was extracted 3 times with CH<sub>2</sub>Cl<sub>2</sub>. The combined organic fractions were washed with brine, dried over Na<sub>2</sub>SO<sub>4</sub>, filtered and concentrated under reduced pressure. The crude product was purified by flash chromatography over silica gel (AIT Flashsmart prepac column 15g SiO<sub>2</sub>) using CH<sub>2</sub>Cl<sub>2</sub>/AcOEt 90/10 as eluent to afford 1-((5-fluorobenzo[d]oxazol-2-yl)methyl)-5-(4-methoxyphenyl)pyridin-2(1H)-one (0.06mmol, 0.02g, 16%) as a brown solid. M.p.: 115°C; R<sub>f</sub> = 0.21 (CH<sub>2</sub>Cl<sub>2</sub>/AcOEt 90/10); LC (XTerra RP<sub>18</sub>, 3.5μm, 3.0x50mm Column): RT = 4.06min; MS *m/z* (CI) [MH]<sup>+</sup> = 351; <sup>1</sup>H NMR (500MHz, CDCl<sub>3</sub>) δ 3.84 (s, 3H), 5.46 (s, 2H), 6.74 (d, J=9.5Hz, 1H), 6.96 (d, J=8.8Hz, 2H), 7.05-7.12 (m, 1H), 7.35 (d, J=8.8Hz, 2H), 7.40 (dd, J=8.3Hz and 2.6Hz, 1H), 7.46 (dd, J=9.1Hz and 4.2Hz, 1H), 7.58 (d, J= 2.6Hz, 1H), 7.66 (dd, J=9.5Hz and 2.6Hz, 1H).

10

15

20

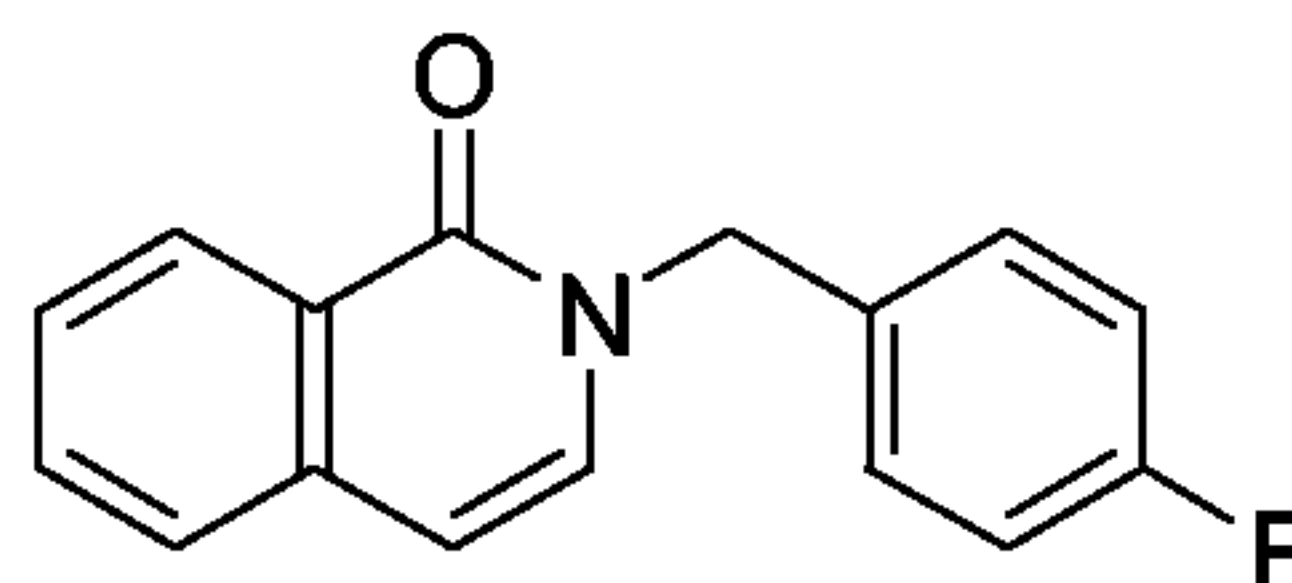
**EXAMPLE 16 : 1-((3-(4-Fluorophenyl)-1,2,4-oxadiazol-5-yl)methyl)-5-(4-methoxyphenyl)pyridin-2(1H)-one (Final Compound 4-42)**



5 According to Scheme 10 Method B: A mixture of 2-(5-(4-methoxyphenyl)-2-oxopyridin-1(2H)-yl)acetic acid (1eq, 0.23mmol, 60mg, Example 14 Step 2), 4-fluorophenylamidoxime (1.2eq, 0.28mmol, 43mg), 1-hydroxybenzotriazole (1eq, 0.23mmol, 35mg), EDCI.HCl (1.5eq, 0.35mmol, 67mg) in dioxane (2mL) was stirred at room temperature for 12 hours, then heated at 100°C for 3 days. The solution was  
10 poured onto brine and AcOEt and the aqueous phase was extracted twice with AcOEt. The combined organic fractions were washed once with brine, dried over Na<sub>2</sub>SO<sub>4</sub>, filtered and concentrated under reduced pressure. The crude product was purified by flash chromatography over silica gel (AIT Flashsmart prepacked column 15g SiO<sub>2</sub>) using CH<sub>2</sub>Cl<sub>2</sub>/AcOEt 90/10 as eluent to afford the title compound (0.12mmol, 44mg,  
15 50%) as a yellow solid.

M.p.: 123°C; R<sub>f</sub> = 0.25 (CH<sub>2</sub>Cl<sub>2</sub>/AcOEt 90/10); LC (XTerra RP<sub>18</sub>, 3.5μm, 3.0x50mm Column): RT = 4.39min; MS *m/z* (CI) [MH]<sup>+</sup> = 378; <sup>1</sup>H NMR (500MHz, CDCl<sub>3</sub>) δ 3.85 (s, 3H), 5.46 (s, 2H), 6.73 (d, J=9.5Hz, 1H), 6.98 (d, J=8.8Hz, 2H), 7.13-7.18 (m, 2H), 7.36 (d, J=8.8Hz, 2H), 7.53 (d, J=2.3Hz, 1H), 7.68 (dd, J=9.5Hz and 2.3Hz, 1H), 8.05-  
20 8.08 (m, 2H).

**EXAMPLE 17 : 2-(4-Fluorobenzyl)isoquinolin-1(2H)-one (Final Compound 13-01)**



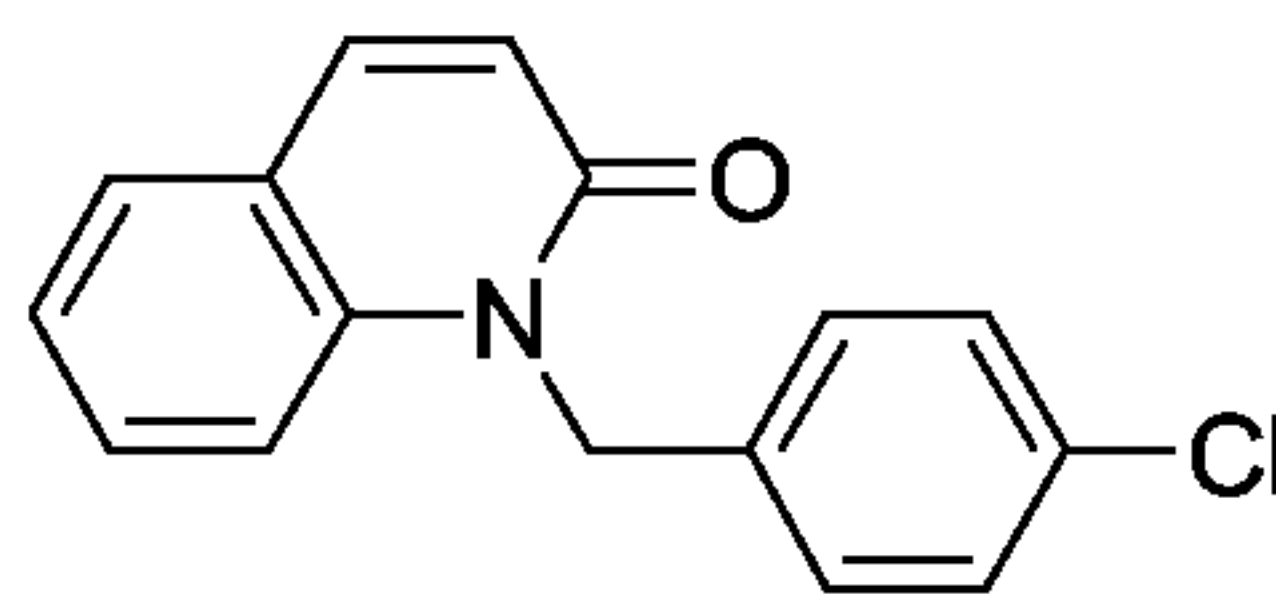
25 According to Scheme 11: To a solution of NaHMDS (2eq, 3.00mmol, 0.50g) in THF (3mL) at 0°C was added isoquinolin-1(2H)-one (1eq, 1.00mmol, 0.20g) dissolved in THF (3mL) and DMF (5mL). The reaction mixture was stirred for 10 min at 0°C then cooled at -70°C. The 1-(bromomethyl)-4-fluorobenzene (4eq, 4.00mmol, 0.80g) was added in one portion to the reaction mixture. The reaction mixture was allowed to warm to room



temperature, for one hour. Upon completion the reaction mixture was concentrated under vacuum and the crude residue partitioned between water and AcOEt, the aqueous layer was extracted with AcOEt. The combined organic layers were successively washed with water (2\*30mL), HCl (1M, 2\*30mL), brine (2\*20mL), dried over Na<sub>2</sub>SO<sub>4</sub>, filtered and  
5 evaporated to afford a yellow oil. The crude compound was purified on silica gel using cyclohexane/AcOEt 80/20 as eluent to afford 2-(4-fluorobenzyl)isoquinolin-1(2*H*)-one as a white solid (0.70mmol, 0.26g, 74%).

M.p.: 107°C; LC (XTerra RP<sub>18</sub>, 3.5μm, 3.0x50mm Column): RT = 3.76 min; MS *m/z* (CI) [MH]<sup>+</sup> = 254; <sup>1</sup>H NMR (DMSO-*d*<sup>6</sup>) δ 5.16 (s, 2H), 6.67 (d, J=7.2Hz, 1H), 7.14-  
10 7.18 (m, 2H), 7.37-7.39 (m, 2H), 7.51 (m, 1H), 7.60 (d, J=7.2 Hz, 1H), 7.66 (m, 1H), 7.71 (m, 1H), 8.23 (m, 1H).

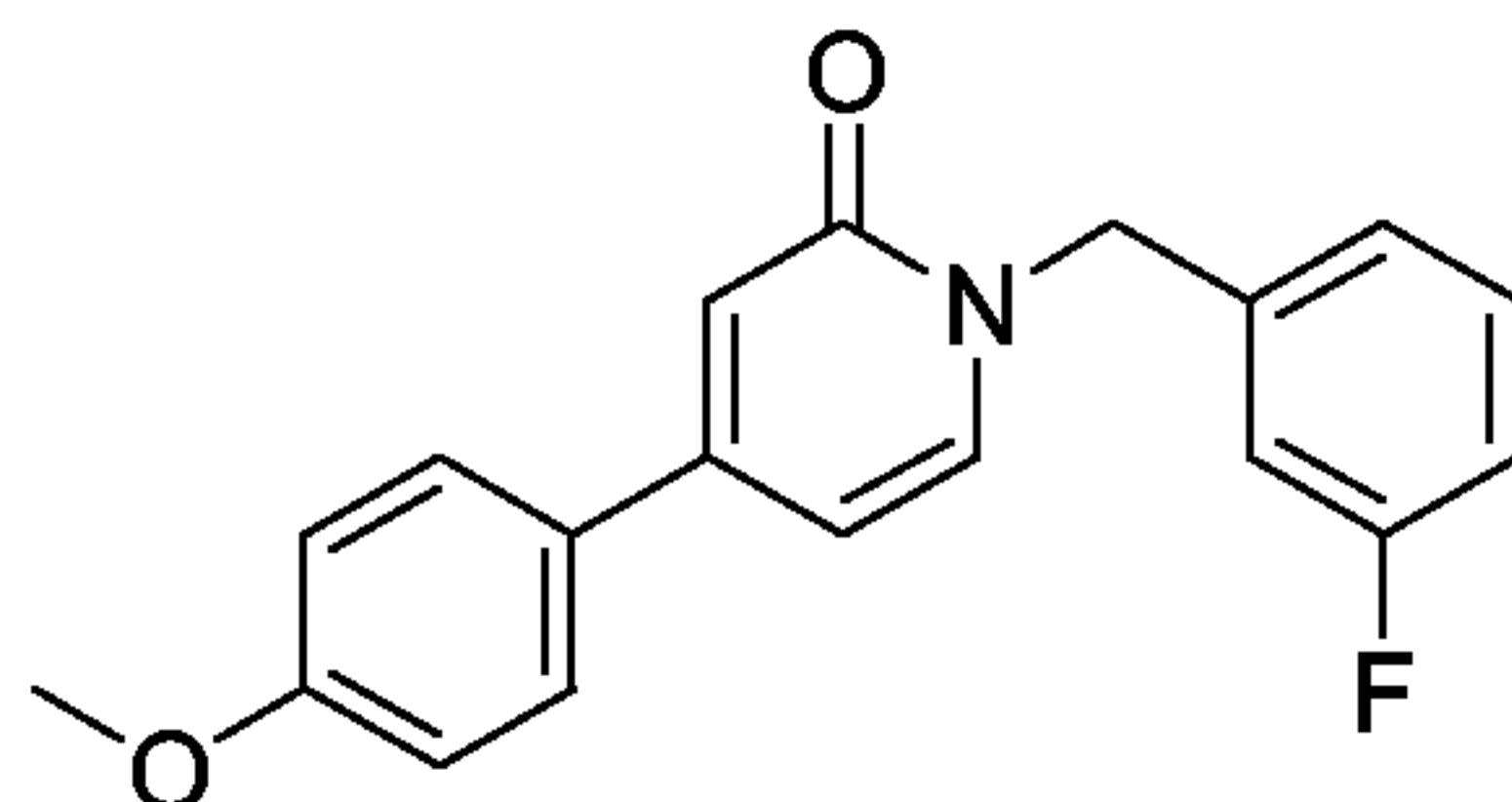
**EXAMPLE 18 : 1-(4-Chlorobenzyl)quinolin-2(1*H*)-one (Final Compound 15-04)**



15 According to Scheme 12: The title compound was prepared from quinolin-2-ol (1eq, 0.69mmol, 0.10g) and 1-(bromomethyl)-4-chlorobenzene (1.5eq, 1.03mmol, 0.21g) according to the procedure described for Example 1, Step 2. Reaction conditions: 17 hours under reflux. The residue was purified by flash chromatography on silica gel using pure CH<sub>2</sub>Cl<sub>2</sub> as eluent to afford 1-(4-chlorobenzyl)quinolin-2(1*H*)-one as a white solid  
20 (0.55mmol, 0.15g, 79%).

M.p.: 139°C; LC (XTerra RP<sub>18</sub>, 3.5μm, 3.0x50mm Column): RT = 4.40 min; MS *m/z* (CI) [MH]<sup>+</sup> = 270, 272. <sup>1</sup>H NMR (300MHz, CDCl<sub>3</sub>) δ 5.52 (s, 2H), 6.80 (d, J=9.5Hz, 1H), 7.13-7.24 (4H), 7.25-7.30 (m, 2H), 7.40-7.48 (m, 1H), 7.58 (dd, J=1.5Hz and 7.9Hz, 1H), 7.75 (d, J=9.5Hz, 1H).

**EXAMPLE 19 : 1-(3-Fluorobenzyl)-4-(4-methoxyphenyl)pyridin-2(1H)-one (Final Compound 11-03)**



**5 Step 1 : 1-(3-Fluorobenzyl)-4-(3-fluorobenzyloxy)pyridin-2(1H)-one**

According to Scheme 13 Step 1: The title compound was prepared from pyridine-2,4-diol (1eq, 2.52mmol, 0.28g) and 1-(bromomethyl)-3-fluorobenzene (3eq, 7.56mmol, 0.93mL) according to the procedure described for Example 1 Step 2. Reaction conditions: 17h under reflux in DMF. The crude product was purified by flash chromatography on silica  
10 gel (CH<sub>2</sub>Cl<sub>2</sub>/AcOEt 90/10) to afford 1-(3-fluorobenzyl)-4-(3-fluorobenzyloxy)pyridin-2(1H)-one as a white solid (0.95mmol, 0.29g, 36%).

M.p.: 121°C; LC (XTerra RP<sub>18</sub>, 3.5µm, 3.0x50mm Column): RT = 4.33 min; MS *m/z* (CI) [MH]<sup>+</sup> = 328; <sup>1</sup>H NMR (DMSO-d<sub>6</sub>) δ 7.72 (d, 1H, J=7.88 Hz); 7.47-7.42 (m, 1H); 7.40-7.38 (m, 1H); 7.28-7.26 (m, 2H); 7.18 (m, 1H); 7.10-7.07 (m, 3H); 6.08-6.06 (dd, 1H, J=2.8 Hz, J=7.56Hz); 5.93(d, 1H, J=2.83Hz); 5.09(s, 2H); 5.02 (s, 2H).  
15

**Step 2 : 1-(3-Fluorobenzyl)-4-hydroxypyridin-2(1H)-one**

According to Scheme 13 Step 2: A suspension of 1-(3-fluorobenzyl)-4-(3-fluorobenzyloxy)pyridin-2(1H)-one (1eq, 0.95mmol, 0.29g) and Pd/C (0.3eq, 0.29mmol, 30.3mg) in MeOH (3mL) was hydrogenated until complete (30 min). The  
20 suspension was filtered through celite and the filtrate concentrated under vacuum to afford 1-(3-fluorobenzyl)-4-hydroxypyridin-2(1H)-one (0.75mmol, 0.16g, 79%) as a white powder.

LC (XTerra RP<sub>18</sub>, 3.5µm, 3.0x50mm Column): RT = 2.88 min; MS *m/z* (CI) [MH]<sup>+</sup> =  
25 220.

**Step 3 : 1-(3-Fluorobenzyl)-1,2-dihydro-2-oxopyridin-4-yl trifluoromethanesulfonate**

According to Scheme 13 Method B: To a solution of 1-(3-fluorobenzyl)-4-hydroxypyridin-2(1H)-one (1eq, 1.00mmol, 0.30g) and pyridine (3eq, 4.00mmol,



0.30mL) in CH<sub>2</sub>Cl<sub>2</sub> (10mL) at -78 °C was added dropwise a solution of trifluoromethanesulfonic anhydride (2eq, 3.00mmol, 0.50mL). The solution was allowed to warm to room temperature and further stirred for 1 hour. The mixture was quenched with cold water. The aqueous layer was extracted with CH<sub>2</sub>Cl<sub>2</sub>. The combined organic layers were dried over Na<sub>2</sub>SO<sub>4</sub>, filtered and evaporated under reduced pressure to afford the crude product 1-(3-fluorobenzyl)-1,2-dihydro-2-oxopyridin-4-yl trifluoromethanesulfonate as a viscous oil (0.90mmol, 0.41g, 90%). The crude product is used in the next step without further purification.

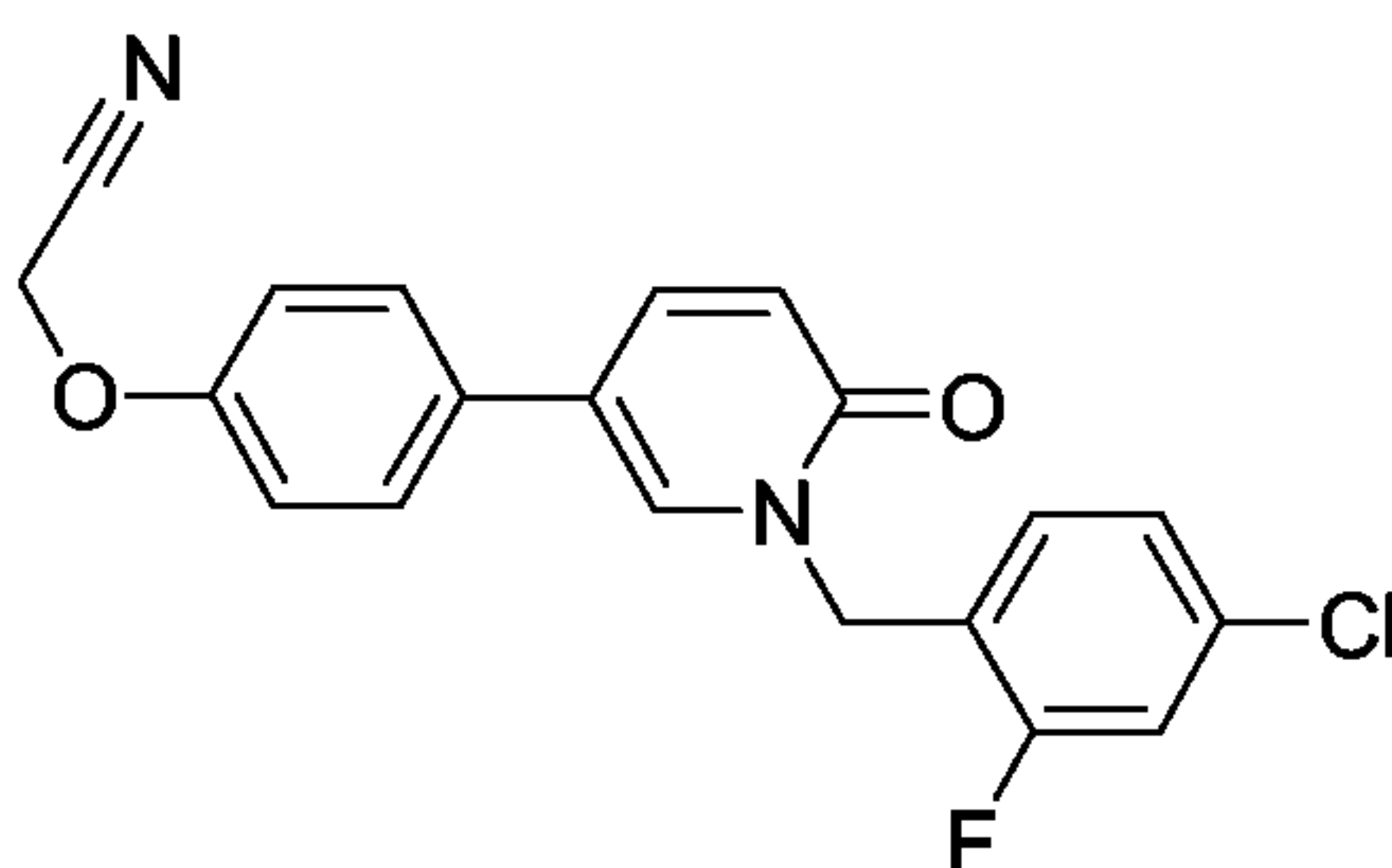
LC (XTerra RP<sub>18</sub>, 3.5μm, 3.0x50mm Column): RT = 4.34 min; MS *m/z* (CI) [MH]<sup>+</sup> = 352.

*Step 4 : 1-(3-Fluorobenzyl)-4-(4-methoxyphenyl)pyridin-2(1H)-one*

According to Scheme 13 Method C: The title compound was prepared from 1-(3-fluorobenzyl)-1,2-dihydro-2-oxopyridin-4-yl trifluoromethanesulfonate (1eq, 0.28mmol, 0.10g) and 4-methoxyphenyl boronic acid (1.5eq, 0.43mmol, 65mg) according to the procedure described for Example 1 Step 3. The crude product was purified by flash chromatography on silica gel using cyclohexane/AcOEt 70/30 as eluent to afford the title compound (0.17mmol, 52mg, 59%) was obtained as a white solid.

M.p.: 114°C; LC (XTerra RP<sub>18</sub>, 3.5μm, 3.0x50mm Column): RT = 4.18 min; MS *m/z* (CI) [MH]<sup>+</sup> = 310; <sup>1</sup>H NMR (500MHz, DMSO-d<sub>6</sub>) δ 3.80 (s, 3H), 5.11 (s, 2H), 6.62 (dd, J=2.1Hz and 7.2Hz, 1H), 6.66 (d, J=2.0Hz, 1H), 7.02 (d, J=8.9Hz, 2H), 7.09-7.17 (m, 3H), 7.36-7.42 (m, 1H), 7.70 (dd, J=2.1Hz and 6.8Hz, 2H), 7.85 (d, J=7.1Hz, 1H).

**EXAMPLE 20 : 2-(4-(1-(4-Chloro-2-fluorobenzyl)-6-oxo-1,6-dihydropyridin-3-yl)-phenoxy)acetonitrile (Final Compound 6-46)**



*Step 1 : 1-(2-Fluoro-4-chlorobenzyl)-5-(4-methoxyphenyl)pyridin-2(1H)-one*

According to Scheme 3 Method A: The title compound was prepared from 1-(4-chloro-2-fluorobenzyl)-5-bromopyridin-2(1H)-one (1eq, 16.4mmol, 5.20g, Example 1 Step 2) and 4-methoxyphenylboronic acid (1.5eq, 25.0mmol, 3.80g) according to the procedure  
5 described for Example 1 Step 3. The crude product was purified by flash chromatography over silica gel using CH<sub>2</sub>Cl<sub>2</sub>/AcOEt 95/5 to 80/20 as eluent to afford 1-(2-fluoro-4-chlorobenzyl)-5-(4-methoxyphenyl)pyridin-2(1H)-one (16.4mmol, 5.64g, 100%) as a white solid.

R<sub>f</sub> = 0.29 (CH<sub>2</sub>Cl<sub>2</sub>/AcOEt 90/10); LC (XTerra RP<sub>18</sub>, 3.5μm, 3.0x50mm Column): RT =  
10 4.58min; MS *m/z* (CI) [MH]<sup>+</sup> = 344, 346.

*Step 2 : 1-(4-Chloro-2-fluorobenzyl)-5-(4-hydroxyphenyl)pyridin-2(1H)-one*

According to Scheme 14 Step 1: BBr<sub>3</sub> (4eq, 65.6mmol, 6.56mL) was added to a solution of 1-(2-fluoro-4-chlorobenzyl)-5-(4-methoxyphenyl)pyridin-2(1H)-one  
15 (16.4mmol, 5.64g) in CH<sub>2</sub>Cl<sub>2</sub> at -50°C. The reaction mixture was stirred 1.5 hour at -40°C, overnight at room temperature then BBr<sub>3</sub> (20mL) was added at -30°C and the reaction mixture was stirred 4 hours at room temperature. The reaction mixture was cooled down to -40°C then MeOH (50mL) was added dropwise and the crude mixture was stirred at room temperature. After evaporation, the crude mixture was purified by  
20 silica gel chromatography (300g SiO<sub>2</sub>) using CH<sub>2</sub>Cl<sub>2</sub>/MeOH 95/5 to afford 1-(4-chloro-2-fluorobenzyl)-5-(4-hydroxyphenyl)pyridin-2(1H)-one (14.9mmol, 4.80g, 83%) as an orange solid.

M.p.: 207°C; LC (XTerra RP<sub>18</sub>, 3.5μm, 3.0x50mm Column): RT = 3.67min; MS *m/z* (CI) [MH]<sup>+</sup> = 330; <sup>1</sup>H NMR (500MHz, CDCl<sub>3</sub>) δ 5.16 (s, 2H), 6.47 (d, J=9.5Hz, 1H),  
25 6.79 (d, J=8.7Hz, 2H), 7.15-7.20 (m, 1H), 7.25 (dd, J=2.1Hz and 8.7Hz, 1H), 7.34 (d, J=6.6Hz, 2H), 7.45 (dd, J=2.1Hz and 10.1Hz, 1H), 7.77 (dd, J=2.7Hz and 9.5Hz, 1H), 8.03 (d, J=2.7Hz, 1H), 9.51 (s, 1H).

*Step 3 : 2-(4-(1-(4-Chloro-2-fluorobenzyl)-6-oxo-1,6-dihydropyridin-3-yl)phenoxy)-acetonitrile*  
30

According to Scheme 14 Method A: A suspension of 1-(4-chloro-2-fluorobenzyl)-5-(4-hydroxyphenyl)pyridin-2(1H)-one (1eq, 1.21mmol, 0.40g), K<sub>2</sub>CO<sub>3</sub> (10eq, 12.1mmol,



1.68g) and 2-bromoacetonitrile (1eq, 1.21mmol, 0.15g) in acetonitrile (10mL) was heated in a microwave at 180°C during 5 min. The reaction mixture was filtered, the filtrate was concentrated and the resulting crude residue was dissolved in CH<sub>2</sub>Cl<sub>2</sub>. The organic phase was washed with water, dried over MgSO<sub>4</sub>, filtered and evaporated. The crude oil was purified by flash chromatography over silica gel (AIT Flashsmart prepac-

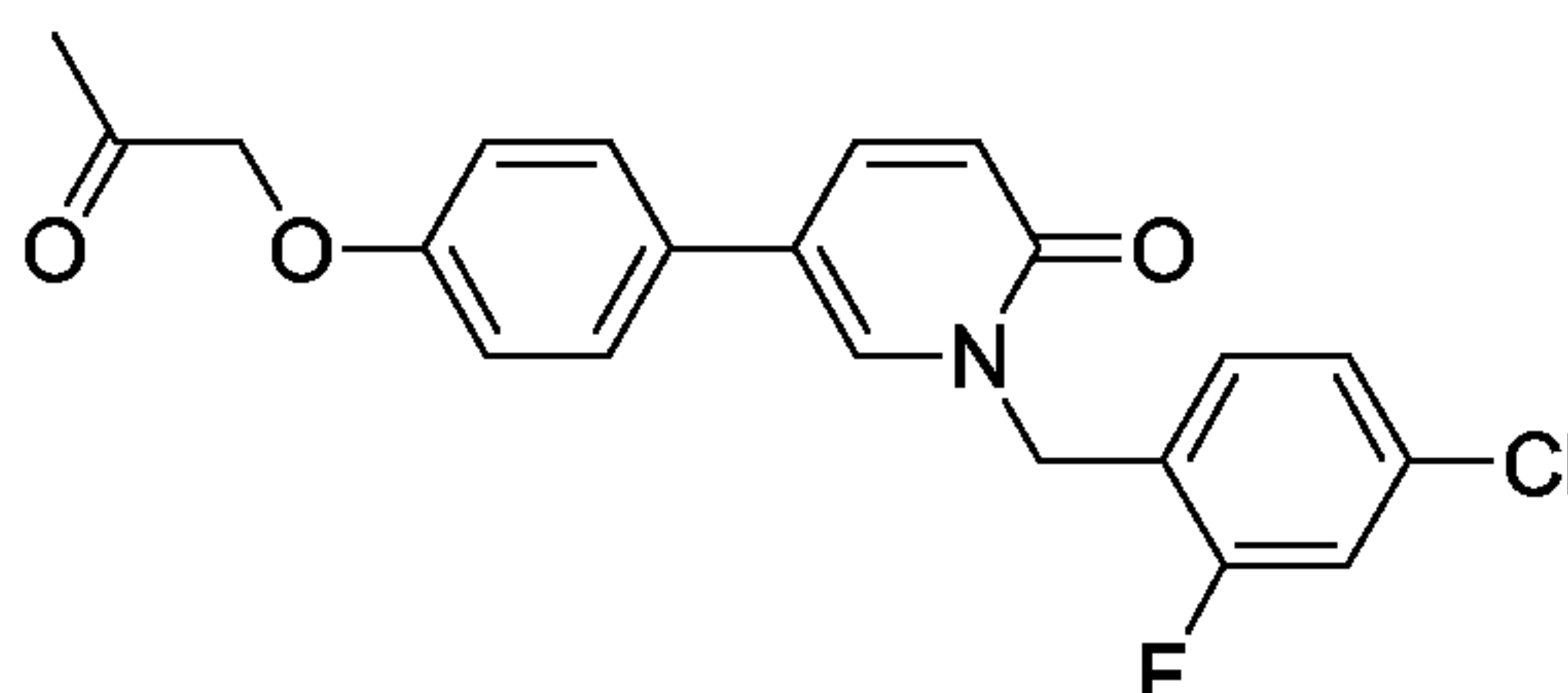
5 crude oil was purified by flash chromatography over silica gel (AIT Flashsmart prepac-

column 25g SiO<sub>2</sub>) using CH<sub>2</sub>Cl<sub>2</sub>/MeOH 98/2 as eluent followed by trituration in acetonitrile to afford 2-(4-(1-(4-chloro-2-fluorobenzyl)-6-oxo-1,6-dihydropyridin-3-yl)phenoxy)acetonitrile (0.51mmol, 0.19g, 42%) as a white solid.

M.p.: 160°C; LC (XTerra RP<sub>18</sub>, 3.5μm, 3.0x50mm Column): RT = 4.20min; MS *m/z* (CI) [MH]<sup>+</sup> = 369, 371; <sup>1</sup>H NMR (300MHz, CDCl<sub>3</sub>) δ 5.19 (s, 2H), 5.20 (s, 2H), 6.52 (d, J=9.5Hz, 1H), 7.11-7.16 (m, 2H), 7.18-7.23 (m, 1H), 7.27 (dd, J=2.0Hz and 8.4Hz, 1H), 7.46 (dd, J=2.0Hz and 10.1Hz, 1H), 7.55-7.60 (m, 2H), 7.86 (dd, J=2.7Hz and 9.5Hz, 1H), 8.16 (d, J=2.7Hz, 1H).

10

15 **EXAMPLE 21 : 1-(4-Chloro-2-fluorobenzyl)-5-(4-(2-oxopropoxy)phenyl)pyridin-2(1H)-one (Final Compound 6-40)**



According to Scheme 14 Method A: A suspension of 1-(4-chloro-2-fluorobenzyl)-5-(4-hydroxyphenyl)pyridin-2(1H)-one (1eq, 0.61mmol, 0.20g, Example 20 Step 2), K<sub>2</sub>CO<sub>3</sub> (10eq, 6.10mmol, 0.84g) and chloroacetone (4eq, 2.43mmol, 0.20mL) in THF (10mL) was heated in a microwave at 110°C during 30 min. After filtration and evaporation, the resulting crude oil was purified by flash chromatography over silica gel (AIT Flashsmart prepac-

20 the resulting crude oil was purified by flash chromatography over silica gel (AIT Flashsmart prepac-

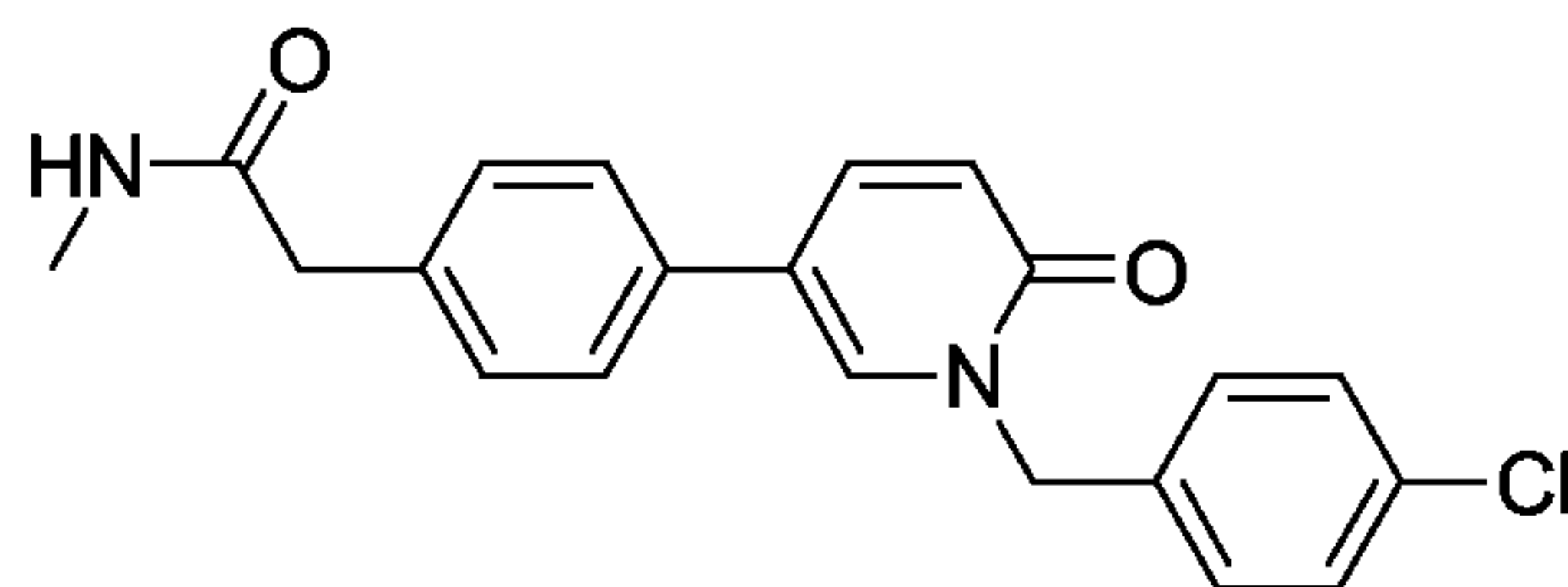
column 25g SiO<sub>2</sub>) using CH<sub>2</sub>Cl<sub>2</sub>/AcOEt 80/20 then was washed with Et<sub>2</sub>O and was dried to afford 1-(4-chloro-2-fluorobenzyl)-5-(4-(2-oxopropoxy)phenyl)pyridin-2(1H)-one (0.12mmol, 46mg, 20%) as a white solid.

25

M. p.: 127°C; LC (XTerra RP<sub>18</sub>, 3.5μm, 3.0x50mm Column): RT = 4.02min; MS *m/z* (CI) [MH]<sup>+</sup> = 386, 388; <sup>1</sup>H NMR (300MHz, CDCl<sub>3</sub>) δ 2.16 (s, 3H), 4.83 (s, 2H), 5.18 (s, 2H), 6.50 (d, J=9.3Hz, 1H), 6.93-7.02 (m, 2H), 7.15-7.24 (m, 1H), 7.27 (dd, J=2.1Hz

and 8.7Hz, 1H), 7.42-7.51 (3H), 7.83 (dd, J=2.4Hz and 9.3Hz, 1H), 8.11 (d, J=2.4Hz, 1H).

**EXAMPLE 22: 2-(4-(1-(4-Chlorobenzyl)-1,6-dihydro-6-oxopyridin-3-yl)phenyl)-  
5 N-methylacetamide (Final Compound 2-44)**



*Step 1 : 2-(4-(1-(4-Chlorobenzyl)-1,6-dihydro-6-oxopyridin-3-yl)phenyl)acetic acid*

According to Scheme 3 Method A: The title compound was prepared according to  
10 Example 2 Step 2, from 1-(4-chlorobenzyl)-5-bromopyridin-2(1H)-one (1eq, 0.67mmol, 0.20g, Example 2 Step 1) and 2-(4-(4,4,5,5-tetramethyl-1,3,2-dioxaborolan-2-yl)phenyl)acetic acid (1.5eq, 1.00mmol, 0.26g). Reaction conditions: 4.5 hours at 90°C. The reaction mixture was made acidic then extracted with AcOEt. The organic layer was washed with brine, dried over Na<sub>2</sub>SO<sub>4</sub>, filtered and concentrated. The residue  
15 was purified by chromatography over silicagel (AIT Flashsmart prepac column 25g SiO<sub>2</sub>, AcOEt/MeOH 95/5), yielding the title compound (0.24g, 100%) as a white solid. LC (XTerra RP<sub>18</sub>, 3.5μm, 3.0x50mm Column): RT = 3.53min; MS *m/z* (CI) [MH]<sup>+</sup> = 354, 356.

20 *Step 2 : 2-(4-(1-(4-Chlorobenzyl)-1,6-dihydro-6-oxopyridin-3-yl)phenyl)-N-methylacetamide*

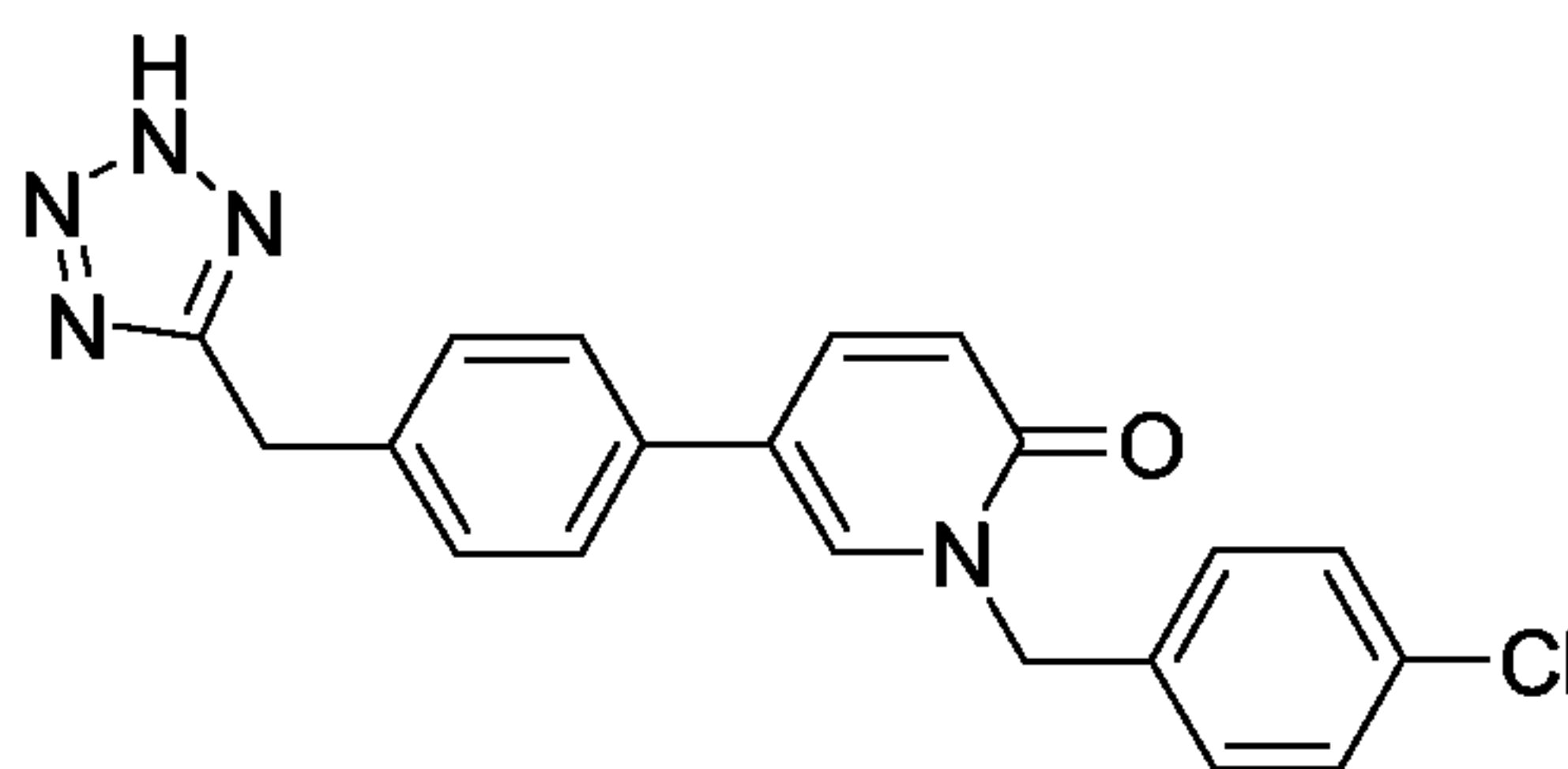
Scheme 15 Method B: The title compound was prepared according to Example 14 Step 3, from 2-(4-(1-(4-chlorobenzyl)-1,6-dihydro-6-oxopyridin-3-yl)phenyl)acetic acid (1eq, 0.10mmol, 50mg) and methylamine (2M in MeOH, 0.10mmol, 0.07mL), then  
25 purified by chromatography over silicagel (AIT Flashsmart prepac column 10g SiO<sub>2</sub>, CH<sub>2</sub>Cl<sub>2</sub>/AcOEt 50/50), yielding the title compound (0.07mmol, 34mg, 66%) as a white solid.

M.p.: 183°C; LC (XTerra RP<sub>18</sub>, 3.5μm, 3.0x50mm Column): RT = 3.32min; MS *m/z* (CI) [MH]<sup>+</sup> = 367, 369; <sup>1</sup>H NMR (300 MHz, DMSO-d<sub>6</sub>) δ 2.56 (d, J=4.6Hz, 3H), 3.36



(s, 2H), 5.15 (s, 2H), 6.52 (d, J=9.5Hz, 1H), 7.29 (d, J=8.2Hz, 2H), 7.33-7.45 (4H), 7.49 (d, J=8.2Hz, 2H), 7.83 (dd, J= J=2.6Hz, 9.45Hz, 1H), 7.92-8.01 (m, 1H), 8.24 (d, J=2.6Hz, 1H).

**5 EXAMPLE 23 : 5-(4-((2H-Tetrazol-5-yl)methyl)phenyl)-1-(4-chlorobenzyl)pyridin-2(1H)-one (Final Compound 2-51)**



*Step 1 : 2-(4-(1-(4-Chlorobenzyl)-1,6-dihydro-6-oxopyridin-3-yl)phenyl)acetonitrile*

10 According to Scheme 3 Method A: The title compound was synthesized as described in Example 2 Step 2 using 4-(cyanomethyl)phenyl boronic acid (1.5eq, 0.50mmol, 80.9mg) and 1-(4-chlorobenzyl)-5-bromopyridin-2(1H)-one (1eq, 0.33mmol, 0.10g, Example 2 Step 1) as substrates. The crude product was purified by flash chromatography over silica gel (AIT Flashsmart prepac column 25g SiO<sub>2</sub>) using  
15 CH<sub>2</sub>Cl<sub>2</sub>/AcOEt to afford 2-(4-(1-(4-chlorobenzyl)-1,6-dihydro-6-oxopyridin-3-yl)phenyl)acetonitrile as a yellow solid (0.33mmol, 110mg, 98%).

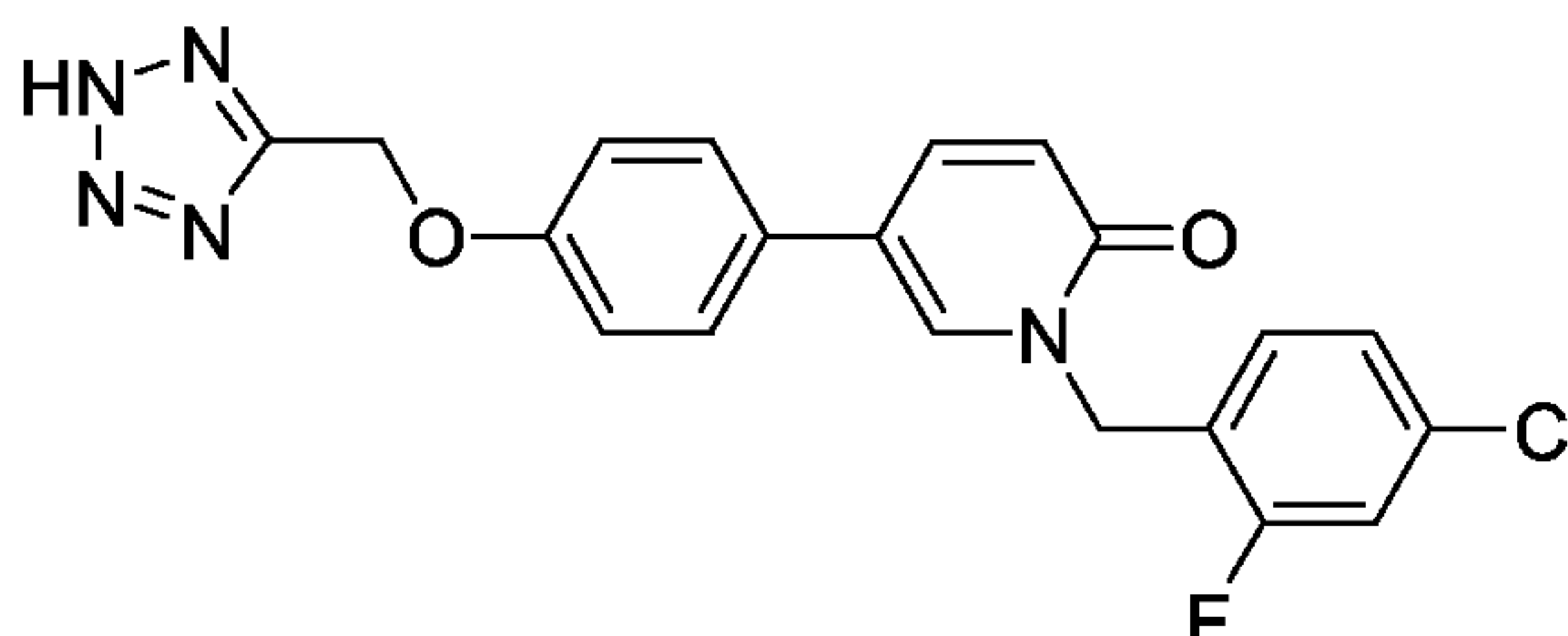
M.p.: 172°C; LC (XTerra RP18, 3.5µm, 3.0x50mm Column): RT = 4.18 min, MS *m/z* (CI) [MH]<sup>+</sup> = 335, 337.

20 *Step 2 : 5-(4-((2H-Tetrazol-5-yl)methyl)phenyl)-1-(4-chlorobenzyl)pyridin-2(1H)-one*

According to Scheme 15 Method D: 2-(4-(1-(4-Chlorobenzyl)-1,6-dihydro-6-oxopyridin-3-yl)phenyl)acetonitrile (1eq, 0.24mmol, 0.08g) was heated at 110°C under nitrogen overnight with dibutyltin oxide (0.22eq, 0.05mmol, 0.01g) and azidotrimethylsilane (6.0eq, 1.43mmol, 0.19mL) in toluene (4mL). The suspension was  
25 filtered and the filtrate concentrated under vacuo. The crude product was purified by chromatography on silica gel using MeOH/AcOEt 20/80 as eluent and recrystallised in diisopropyl ether to afford the title compound as a white solid (0.09mmol, 35mg, 39%).  
M.p.: 231°C; LC (XTerra RP<sub>18</sub>, 3.5µm, 3.0x50mm Column): RT = 3.56 min; MS *m/z* (CI) [MH]<sup>+</sup> = 376, 378; <sup>1</sup>H NMR (500MHz, DMSO-d<sub>6</sub>) δ 3.99 (s, 2H), 5.13 (s, 2H),

6.48 (d, J= 9.5Hz, 1H), 7.25 (d, J=8.4Hz, 2H), 7.35-7.40 (4H), 7.42 (d, J=8.4Hz, 2H), 7.80 (dd, J=2.7Hz and 9.5Hz, 1H), 8.21 (d, J=2.5Hz, 1H).

**EXAMPLE 24 : 5-(4-((2H-Tetrazol-5-yl)methoxy)phenyl)-1-(4-chloro-2-fluoro benzyl)pyridin-2(1H)-one (Final Compound 6-65)**

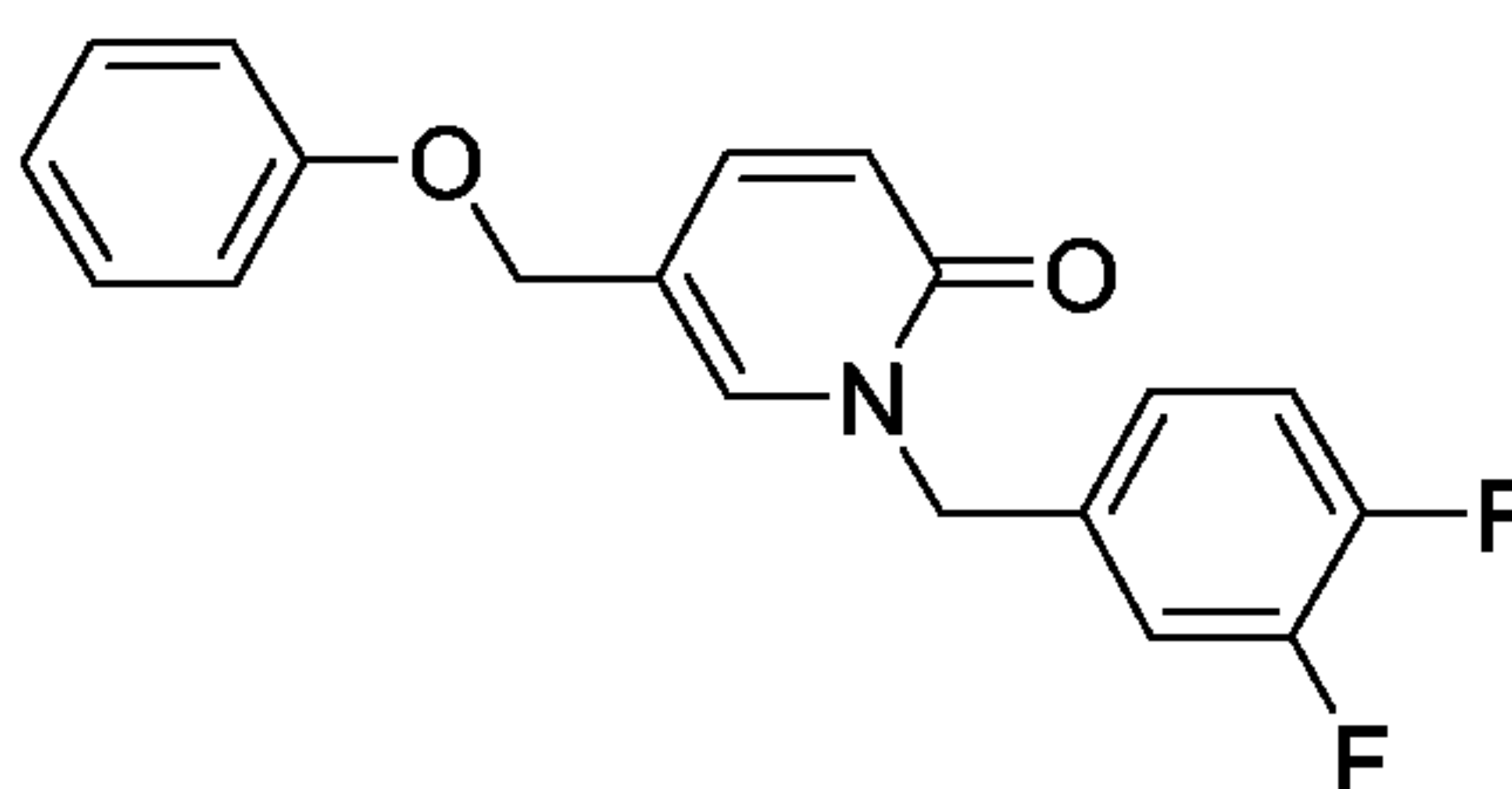


According to Scheme 15 Method D: The title compound was prepared from 2-(4-(1-(4-chloro-2-fluorobenzyl)-6-oxo-1,6-dihydropyridin-3-yl)phenoxy)acetonitrile (1eq, 0.35mmol, 0.13g, Example 20 Step 3) according to the procedure described for Example 23 Step 2. The crude product was purified by silica gel chromatography (AIT Flashsmart prepac column 10g SiO<sub>2</sub>) using CH<sub>2</sub>Cl<sub>2</sub>/MeOH 95/5 as eluent followed by trituration in Et<sub>2</sub>O to afford 5-(4-((2H-tetrazol-5-yl)methoxy)phenyl)-1-(4-chloro-2-fluorobenzyl)pyridin-2(1H)-one (85μmol, 35mg, 24%) as a white solid.

M.p.: 197°C; LC (XTerra RP<sub>18</sub>, 3.5μm, 3.0x50mm Column): RT = 3.57min; MS *m/z* (CI) [MH]<sup>+</sup> = 412, 414; <sup>1</sup>H NMR (300MHz, CDCl<sub>3</sub>) δ 3.00-3.60 (br. s, 1H), 5.18 (s, 2H), 5.35 (s, 2H), 6.50 (d, J=9.5Hz, 1H), 7.11-7.17 (m, 2H), 7.18-7.23 (m, 1H), 7.27 (dd, J=2.0Hz and 8.4Hz, 1H), 7.45 (dd, J=2.0Hz and 10.2Hz, 1H), 7.47-7.60 (m, 2H), 7.84 (dd, J=2.7Hz and 9.5Hz, 1H), 8.13 (d, J=2.7Hz, 1H).

20

**EXAMPLE 25 : 1-(3,4-Difluorobenzyl)-5-(phenoxyethyl)pyridin-2(1H)-one (Final Compound 16-03)**





*Step 1 : (6-Methoxypyridin-3-yl)methanol*

According to Scheme 16 Method A: A solution of 6-methoxynicotinaldehyde (1eq, 2.19mmol, 0.30g) and LiAlH<sub>4</sub> (0.5eq, 1.05mmol, 0.04g) in THF (10mL) was stirred for 30 min. at 0°C and overnight at room temperature. After the addition of AcOEt, the reaction mixture was diluted with water. The organic layer was washed with saturated NH<sub>4</sub>Cl solution, dried over Na<sub>2</sub>SO<sub>4</sub>, filtered and evaporated. The resulting crude residue was purified by silica gel chromatography (AIT Flashsmart preppacked column 25g SiO<sub>2</sub>) using CH<sub>2</sub>Cl<sub>2</sub>/AcOEt 80/20 to afford (6-methoxypyridin-3-yl)methanol (1.80mmol, 0.26g, 90%) as a pale oil.

LC (XTerra RP<sub>18</sub>, 3.5µm, 3.0x50mm Column): RT = 1.86min; MS *m/z* (CI) [MH]<sup>+</sup> = 140.

*Step 2 : 2-Methoxy-5-(phenoxymethyl)pyridine*

According to Scheme 16 Method A: Phenol (1.5eq, 2.80mmol, 0.26g), PPh<sub>3</sub> (2eq, 3.70mmol, 1.20g) and DEAD (2eq, 3.70mmol, 1.60g) were added to a solution of (6-methoxypyridin-3-yl)methanol (1eq, 1.87mmol, 0.26g) in THF (6mL). The reaction mixture was stirred overnight at room temperature. After evaporation of the solvent, the reaction mixture was diluted with water. The organic layer was washed with saturated NaHCO<sub>3</sub> solution, dried over Na<sub>2</sub>SO<sub>4</sub>, filtered and evaporated. The resulting crude residue was purified by silica gel chromatography (AIT Flashsmart preppacked column 25g SiO<sub>2</sub>) using cyclohexane/AcOEt 85/15 to afford 2-methoxy-5-(phenoxymethyl)pyridine (0.93mmol, 0.20g, 49%) as a pale oil.

LC (XTerra RP<sub>18</sub>, 3.5µm, 3.0x50mm Column): RT = 4.46min; MS *m/z* (CI) [MH]<sup>+</sup> = 216.

*Step 3 : 1-(3,4-Difluorobenzyl)-5-(phenoxymethyl)pyridin-2(1H)-one*

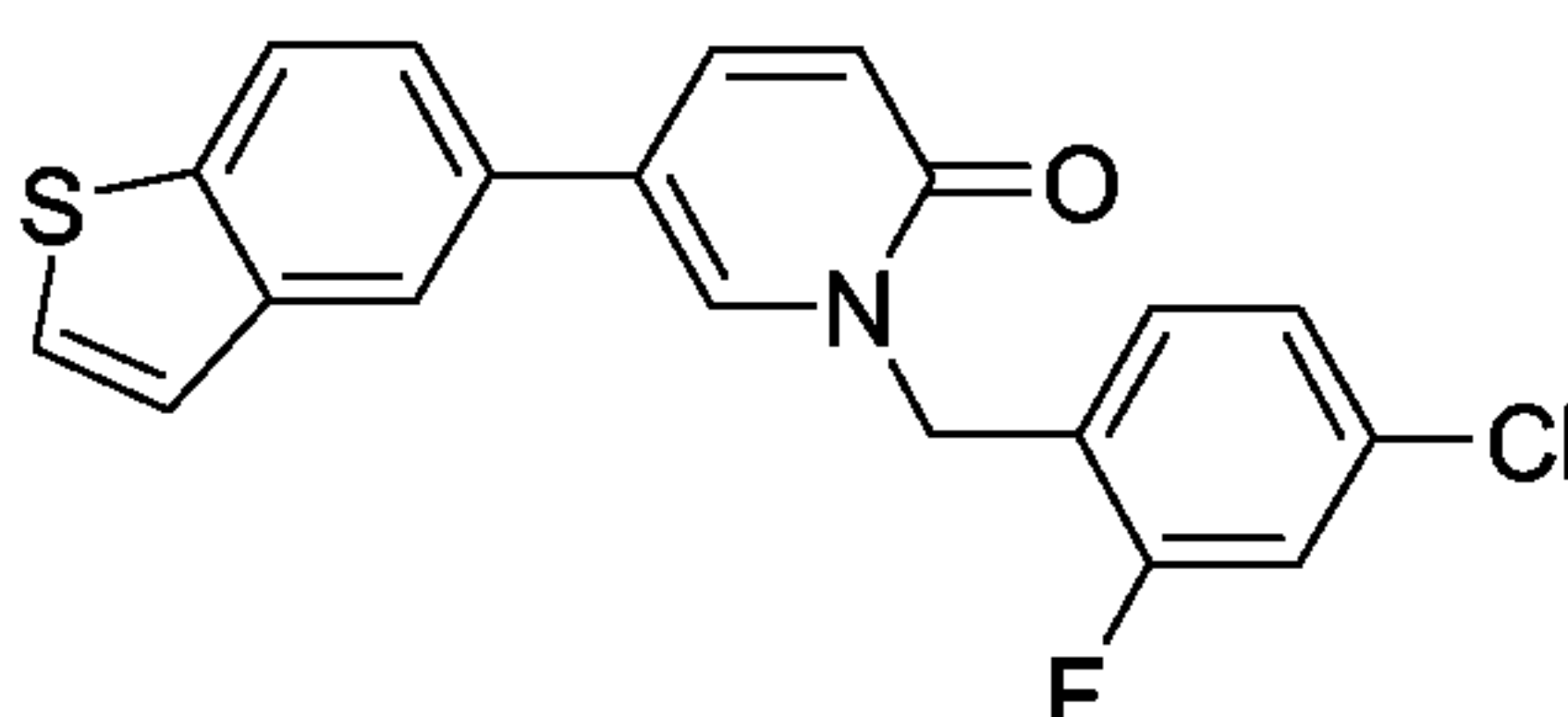
According to Scheme 16 Method A: The title compound was prepared from 2-methoxy-5-(phenoxymethyl)pyridine (1eq, 0.46mmol, 0.10g) and 4-(bromomethyl)-1,2-difluorobenzene (3eq, 1.39mmol, 0.18mL) according to the procedure described for Example 1 Step 2. Reaction conditions: under reflux for 3 days in DMF (5mL). The crude oil was purified by flash chromatography over silica gel (AIT Flashsmart preppacked column 25g SiO<sub>2</sub>) using CH<sub>2</sub>Cl<sub>2</sub>/AcOEt 90/10 followed by recrystallization

in diisopropyl ether to afford 1-(3,4-difluorobenzyl)-5-(phenoxyethyl)pyridin-2(1*H*)-one (0.14mmol, 0.04g, 29%) as a white solid.

M.p.: 89°C; LC (XTerra RP<sub>18</sub>, 3.5μm, 3.0x50mm Column): RT = 4.29min; MS *m/z* (CI) [MH]<sup>+</sup> = 328; <sup>1</sup>H NMR (500MHz, DMSO-d<sub>6</sub>) δ 4.80 (s, 2H), 5.06 (s, 2H), 6.45 (d, J=9.3Hz, 1H), 6.91-6.96 (m, 1H), 6.96-6.99 (m, 2H), 7.12-7.17 (m, 1H), 7.25-7.30 (m, 2H), 7.36-7.43 (m, 2H), 7.53 (dd, J=2.5Hz and 9.3Hz, 1H), 7.99 (d, J=2.3Hz, 1H).

**EXAMPLE 26 : 1-(4-Chloro-2-fluorobenzyl)-5-(benzo[*b*]thiophen-5-yl)pyridin-2(1*H*)-one (Final Compound 6-69)**

10



*Step 1 : 1-(4-Chloro-2-fluorobenzyl)-5-(4,4,5,5-tetramethyl-1,3,2-dioxaborolan-2-yl)pyridin-2(1H)-one*

According to Scheme 17 Step 1: To a solution of 1-(4-chloro-2-fluorobenzyl)-5-bromopyridin-2(1*H*)-one (1eq, 1.26mmol, 0.40g, Example 1 Step 2) in degazed dioxane (20mL) was added under nitrogen 4,4,5,5-tetramethyl-2-(4,4,5,5-tetramethyl-1,3,2-dioxaborolan-2-yl)-1,3,2-dioxaborolane (1.3eq, 1.64mmol, 0.42g), PdCl<sub>2</sub>(dppf)<sub>2</sub> (0.03eq, 38μmol, 28mg), dppf (0.06eq, 76μmol, 42mg) and KOAc (3eq, 3.79mmol, 0.37g). The reaction mixture was stirred at 80°C for 4 hours, was quenched with water and the aqueous phase was extracted with AcOEt. The organic phase was dried over Na<sub>2</sub>SO<sub>4</sub>, filtered and concentrated. The crude product was purified by silica gel chromatography (AIT Flashsmart prepac column 25g SiO<sub>2</sub>) using CH<sub>2</sub>Cl<sub>2</sub>/AcOEt 90/10 as eluent to afford 1-(4-chloro-2-fluorobenzyl)-5-(4,4,5,5-tetramethyl-1,3,2-dioxaborolan-2-yl)pyridin-2(1*H*)-one (0.74mmol, 0.27g, 59%) as a pale oil.

LC (XTerra RP<sub>18</sub>, 3.5μm, 3.0x50mm Column): RT = 3.03min; MS *m/z* (CI) [MH]<sup>+</sup> = 364, 366.

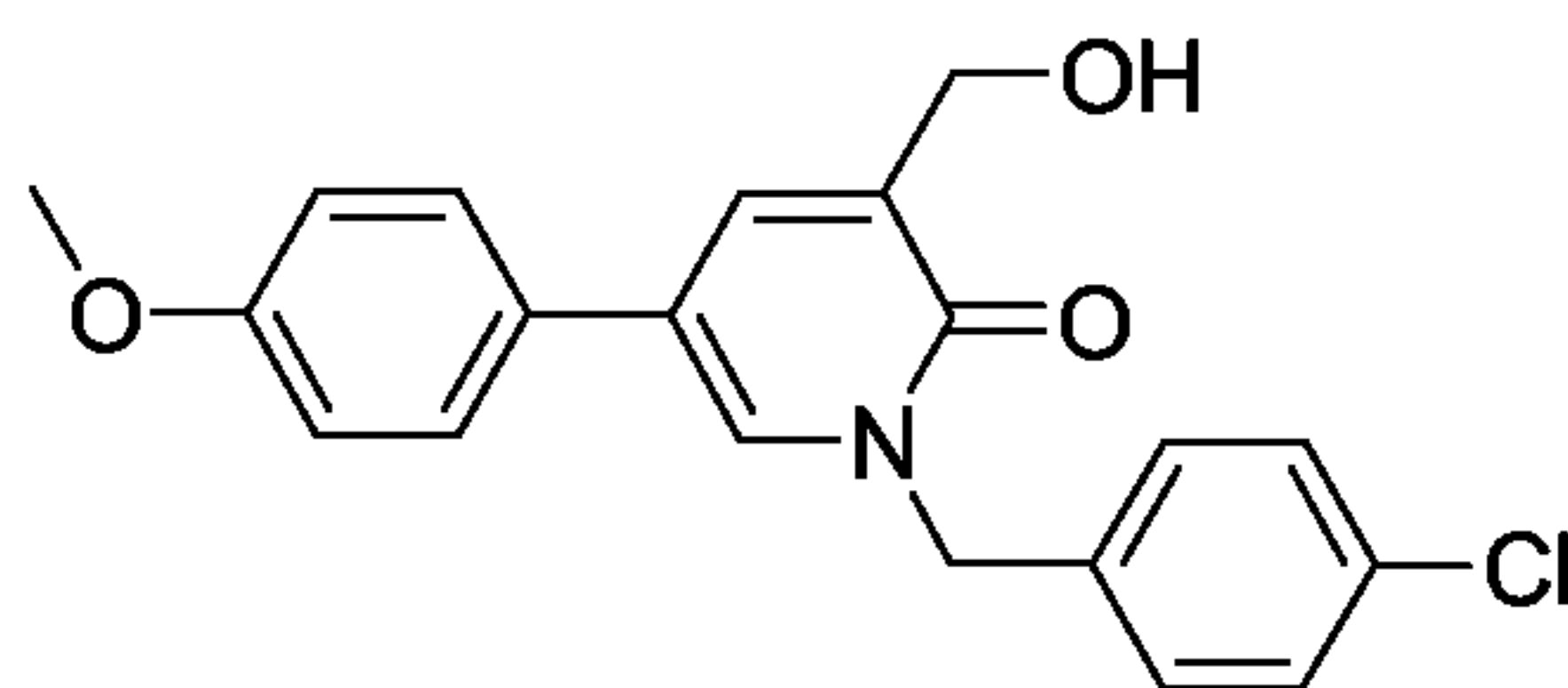


*Step 2 : 1-(4-Chloro-2-fluorobenzyl)-5-(benzo[b]thiophen-5-yl)pyridin-2(1H)-one*

According to Scheme 17 Step 2: The title compound was prepared from 1-(4-chloro-2-fluorobenzyl)-5-(4,4,5,5-tetramethyl-1,3,2-dioxaborolan-2-yl)pyridin-2(1H)-one (1eq, 1.26mmol, 0.40g) and 5-bromobenzo[b]thiophene (1.5eq, 0.29mmol, 0.06g) according to the procedure described for Example 1 Step 2. The crude product was purified by flash chromatography over silica gel (AIT Flashsmart prepacked column 25g SiO<sub>2</sub>) using CH<sub>2</sub>Cl<sub>2</sub>/AcOEt 90/10 and by crystallization with diisopropyl ether/pentane to afford the title compound (17μmol, 6.4mg, 9%) as a white solid.

M.p.: 110°C; LC (XTerra RP<sub>18</sub>, 3.5μm, 3.0x50mm Column): RT = 5.03min; MS *m/z* (CI) [MH]<sup>+</sup> = 370, 372; <sup>1</sup>H NMR (500MHz, DMSO-d<sub>6</sub>) δ 5.21 (s, 2H), 6.55 (d, J=9.5Hz, 1H), 7.19-7.24 (m, 1H), 7.26-7.30 (m, 1H), 7.43-7.49 (m, 2H), 7.57 (dd, J=1.8Hz and 8.6Hz, 1H), 7.80 (d, J=5.4Hz, 1H), 7.95 (dd, J=2.7Hz and 9.4Hz, 1H), 8.05 (d, J=8.4Hz, 1H), 8.07 (d, J=1.6Hz, 1H), 8.28 (d, J=2.3Hz, 1H).

**Example 27 : 1-(4-Chlorobenzyl)-3-(hydroxymethyl)-5-(4-methoxyphenyl)pyridin-2(1H)-one (Final Compound 9-08)**

*Step 1 : Methyl 1-(4-chlorobenzyl)-5-bromo-2-oxo-1,2-dihydropyridine-3-carboxylate*

According to Scheme 1 Step 2: The title compound was prepared from methyl 5-bromo-2-oxo-1,2-dihydropyridine-3-carboxylate (1eq, 10.0mmol, 3.00g) and 1-(bromomethyl)-4-chlorobenzene (1.5eq, 20.0mmol, 4.00g) according to the procedure described for Example 1 Step 2. Reaction conditions: 3 hours at 50°C in THF/DMF (2:1, 300mL). The crude product was purified by flash chromatography over silica gel (AIT Flashsmart prepacked 130g column SiO<sub>2</sub>) using CH<sub>2</sub>Cl<sub>2</sub>/AcOEt 85/15 as the eluent and recrystallized from Et<sub>2</sub>O to afford the title compound (9.00mmol, 4.17g, 90%) as a white solid.

LC (XTerra RP<sub>18</sub>, 3.5μm, 3.0x50mm Column): RT = 4.05min; MS *m/z* (CI) [MH]<sup>+</sup> = 357, 359.

*Step 2 : Methyl 1-(4-chlorobenzyl)-5-(4-methoxyphenyl)-2-oxo-1,2-dihydropyridine-3-carboxylate*

According to Scheme 3 Method A: The title compound was prepared from methyl 1-(4-chlorobenzyl)-5-bromo-2-oxo-1,2-dihydropyridine-3-carboxylate (1eq, 7.00mmol, 2.50g) and 4-methoxyphenyl boronic acid (1.5eq, 11.0mmol, 1.60g) according to the procedure described for Example 1 Step 3. Reaction conditions: 4 hours at 80°C. The crude product was purified by flash chromatography over silica gel (AIT Flashsmart prepaced column 80g SiO<sub>2</sub>) using CH<sub>2</sub>Cl<sub>2</sub>/AcOEt 80/20 and by recrystallization with Et<sub>2</sub>O/pentane to afford methyl 1-(4-chlorobenzyl)-5-(4-methoxyphenyl)-2-oxo-1,2-dihydropyridine-3-carboxylate (5.74mmol, 2.22g, 82%) as a beige solid.

LC (XTerra RP<sub>18</sub>, 3.5µm, 3.0x50mm Column): RT = 4.38min; MS *m/z* (CI) [MH]<sup>+</sup> = 384, 386.

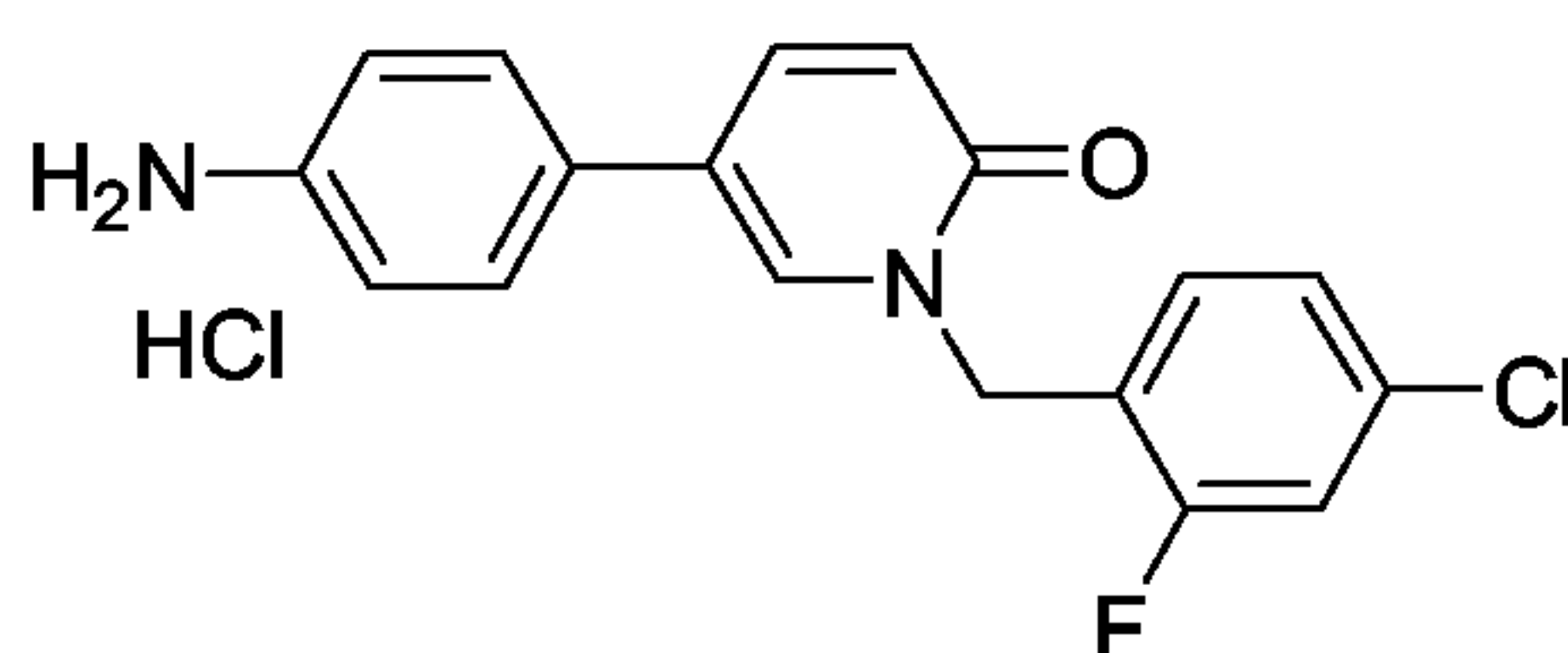
*Step 3 : 1-(4-Chlorobenzyl)-3-(hydroxymethyl)-5-(4-methoxyphenyl)pyridin-2(1H)-one*

According to Scheme 18: To a solution of methyl 1-(4-chlorobenzyl)-5-(4-methoxyphenyl)-2-oxo-1,2-dihydropyridine-3-carboxylate (1eq, 0.52mmol, 0.20g) in Et<sub>2</sub>O (7mL) at -78°C was added DIBAL (3eq, 1.60mmol, 1.11g). The reaction was stirred at -78°C for 30 minutes and 0°C for 1 hour. The reaction was then allowed to warm to room temperature and quenched with saturated aqueous NH<sub>4</sub>Cl solution. The aqueous phase was extracted 3 times with AcOEt and the combined organic fractions were washed twice with water, dried over Na<sub>2</sub>SO<sub>4</sub>, filtered and concentrated under reduced pressure. The crude product was purified by flash chromatography over silica gel (AIT Flashsmart prepaced 50g column SiO<sub>2</sub>) using CH<sub>2</sub>Cl<sub>2</sub>/AcOEt 80/20 as eluent which was then recrystallized from pentane/Et<sub>2</sub>O to afford the title compound (0.04mmol, 16.0mg, 9%) as a beige solid.

M.p.: 128°C; LC (XTerra RP<sub>18</sub>, 3.5µm, 3.0x50mm Column): RT = 3.98min; MS *m/z* (CI) [MH]<sup>+</sup> = 356, 358; <sup>1</sup>H NMR (300MHz, DMSO-d<sub>6</sub>) δ 3.77 (s, 3H), 4.37 (d, J=5.8Hz, 2H), 5.12-5.19 (3H), 7.00 (d, J=8.9Hz, 2H), 7.35-7.43 (m, 4H), 7.44-7.52 (m, 2H), 7.72-7.76 (m, 1H), 8.07-8.10 (m, 1H).



**EXAMPLE 28 : 1-(4-Chloro-2-fluorobenzyl)-5-(4-aminophenyl)pyridin-2(1H)-one hydrochloride (Final Compound 6-23)**



**5 Step 1 : *tert*-Butyl 4-(1-(4-chloro-2-fluorobenzyl)-6-oxo-1,6-dihydropyridin-3-yl)phenylcarbamate**

According to Scheme 19 Step 1: The title compound was prepared from 1-(4-chloro-2-fluorobenzyl)-5-bromopyridin-2(1H)-one (1eq, 2.81mmol, 0.89g, Example 1 Step 2) and 4-(*tert*-butoxycarbonyl)aminophenylboronic acid (1.5eq, 4.20mmol, 1.00g) according to the procedure described for Example 1 Step 3. Reaction conditions: 2 hours at 80°C. The crude product was purified by silica gel chromatography (AIT Flashsmart preppacked column 50g SiO<sub>2</sub>, CH<sub>2</sub>Cl<sub>2</sub>/AcOEt 90/10). The resulting brown solid was washed twice with acetonitrile to afford *tert*-butyl 4-(1-(4-chloro-2-fluorobenzyl)-6-oxo-1,6-dihydropyridin-3-yl)phenylcarbamate (2.11mmol, 0.90g, 15 75%) as a beige solid.

M.p.: 208°C; LC (XTerra RP<sub>18</sub>, 3.5μm, 3.0x50mm Column): RT = 4.82min; MS *m/z* (CI) [MH]<sup>+</sup> = 429, 431.

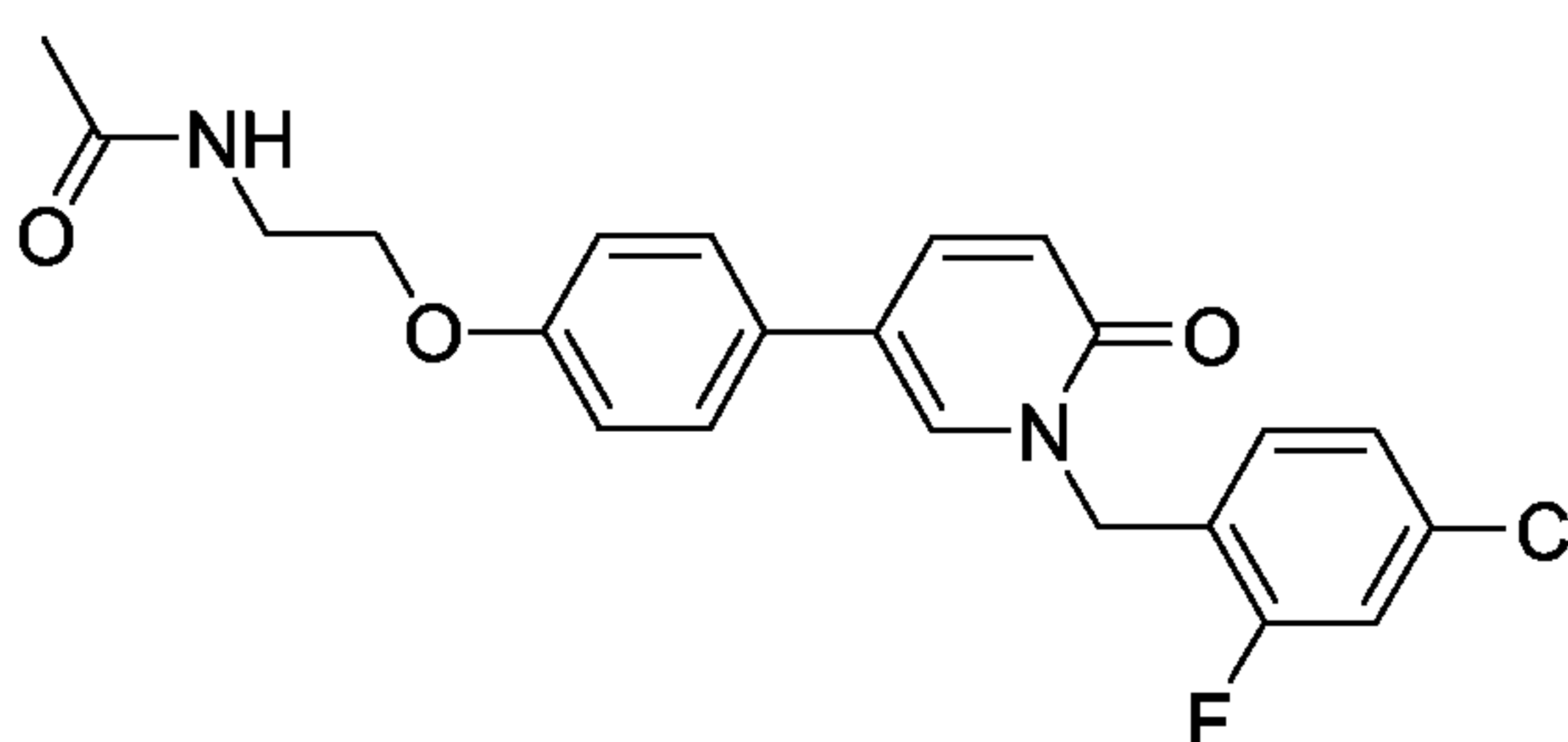
**20 Step 2 : 1-(4-Chloro-2-fluorobenzyl)-5-(4-aminophenyl)pyridin-2(1H)-one hydrochloride**

According to Scheme 19 Step 2: HCl/dioxane (10eq, 4M, 5.00mL) was added to a solution of *tert*-butyl 4-(1-(4-chloro-2-fluorobenzyl)-6-oxo-1,6-dihydropyridin-3-yl)phenylcarbamate (1eq, 2.00mmol, 1.00g) in MeOH (20mL) at 0°C. The reaction was stirred for 2 days at 80°C, then the solvent was concentrated and Et<sub>2</sub>O was added. The solid was filtered and dried to yield 1-(4-chloro-2-fluorobenzyl)-5-(4-aminophenyl)pyridin-2(1H)-one hydrochloride (1.78mmol, 0.76g, 89%) as a beige solid.

M.p.: 266°C; LC (XTerra RP<sub>18</sub>, 3.5μm, 3.0x50mm Column): RT = 3.18min; MS *m/z* (CI) [MH]<sup>+</sup> = 329, 331; <sup>1</sup>H NMR (300MHz, DMSO-d<sub>6</sub>) δ 3.10-3.70 (br s, 3H), 5.19 (s,

2H), 6.53 (d, J=9.5Hz, 1H), 7.16-7.24 (m, 1H), 7.24-7.37 (3H), 7.46 (dd, J=1.8Hz and 10.2Hz, 1H), 7.63 (dd, J=8.2Hz, 2H), 7.87 (dd, J=2.6Hz and 9.5Hz, 1H), 8.23 (s, 1H).

**5 EXAMPLE 29 : N-(2-(4-(1-(4-Chloro-2-fluorobenzyl)-6-oxo-1,6-dihydropyridin-3-yl)phenoxy)ethyl)acetamide (Final Compound 6-53)**



**10 Step 1 : *tert*-Butyl 2-(4-(1-(4-chloro-2-fluorobenzyl)-6-oxo-1,6-dihydropyridin-3-yl)phenoxy)ethylcarbamate**

The title compound was prepared from 1-(4-chloro-2-fluorobenzyl)-5-(4-hydroxyphenyl)pyridin-2(1*H*)-one (1eq, 0.60mmol, 0.20g, Example 20 Step 2) and *tert*-butyl 2-hydroxyethylcarbamate (1.5eq, 0.90mmol, 0.10g) according to the procedure described for Example 25 Step 2. The crude product was purified by  
**15** crystallization in pentane/Et<sub>2</sub>O followed by silica gel chromatography (AIT Flashsmart prepac column 25g SiO<sub>2</sub>, CH<sub>2</sub>Cl<sub>2</sub>/AcOEt 80/20) to afford *tert*-butyl 2-(4-(1-(4-chloro-2-fluorobenzyl)-6-oxo-1,6-dihydropyridin-3-yl)phenoxy)ethylcarbamate (0.40mmol, 0.19g, 66%) as a yellow oil.

LC (XTerra RP<sub>18</sub>, 3.5μm, 3.0x50mm Column): RT = 4.73min; MS *m/z* (CI) [MH]<sup>+</sup>=  
**20** 473, 475.

**Step 2 : 1-(4-Chloro-2-fluorobenzyl)-5-(4-(2-aminoethoxy)phenyl)pyridin-2(1*H*)-one**

According to Scheme 19 Step 2: The title compound was prepared from *tert*-butyl 2-(4-(1-(4-chloro-2-fluorobenzyl)-6-oxo-1,6-dihydropyridin-3-yl)phenoxy)ethylcarbamate  
**25** (1eq, 0.40mmol, 0.19g) according to the procedure described for Example 28 Step 2. Reaction conditions: room temperature overnight. After trituration with Et<sub>2</sub>O, 1-(4-chloro-2-fluorobenzyl)-5-(4-(2-aminoethoxy)phenyl)pyridin-2(1*H*)-one (0.40mmol, 0.16g, 100%) was obtained as a white solid.



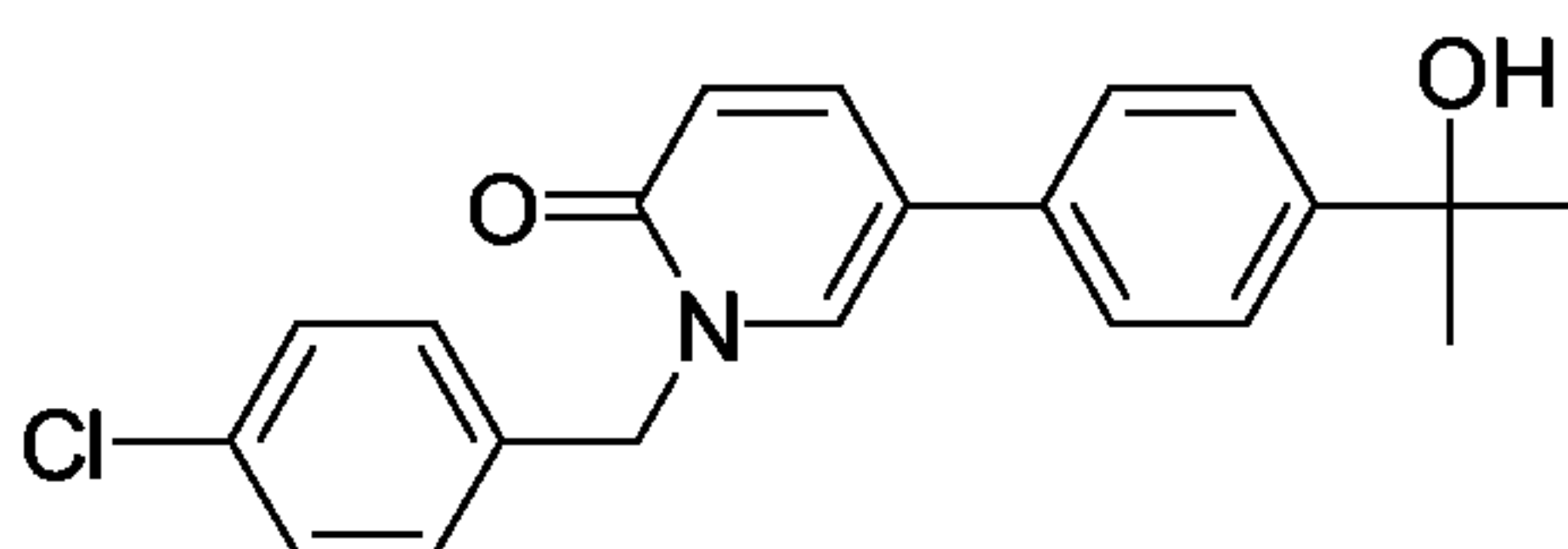
M.p.: 226°C; LC (XTerra RP<sub>18</sub>, 3.5μm, 3.0x50mm Column): RT = 2.63min; MS *m/z* (CI) [MH]<sup>+</sup> = 373, 375.

**Step 3 : *N*-(2-(4-(1-(4-Chloro-2-fluorobenzyl)-6-oxo-1,6-dihydropyridin-3-yl)phenoxy)ethyl)acetamide**

According to Scheme 19 Step 3: To a solution of 1-(4-chloro-2-fluorobenzyl)-5-(4-(2-aminoethoxy)phenyl)pyridin-2(1*H*)-one (1eq, 0.18mmol, 0.07g) in CH<sub>2</sub>Cl<sub>2</sub> (5mL) at 0°C were added Et<sub>3</sub>N (6eq, 1.10mmol, 0.15mL) and 30 min. later acetyl chloride (1.5eq, 0.27mmol, 19μL) and. The reaction mixture was stirred 1 hour at room temperature. The reaction mixture was quenched with water and extracted with CH<sub>2</sub>Cl<sub>2</sub>. The organic phase was dried over Na<sub>2</sub>SO<sub>4</sub>, filtered and evaporated. The crude product was purified by silica gel chromatography (AIT Flashsmart prepac column 25g SiO<sub>2</sub>, CH<sub>2</sub>Cl<sub>2</sub>/AcOEt 70/30) to afford *N*-(2-(4-(1-(4-chloro-2-fluorobenzyl)-6-oxo-1,6-dihydropyridin-3-yl)phenoxy)ethyl)acetamide (0.08mmol, 0.04g, 47%) as a white solid.

M.p.: 153°C; LC (XTerra RP<sub>18</sub>, 3.5μm, 3.0x50mm Column): RT = 3.51min; MS *m/z* (CI) [MH]<sup>+</sup> = 415, 417; <sup>1</sup>H NMR (300MHz, DMSO-*d*<sub>6</sub>) δ 3.16 (s, 3H), 3.99 (t, J=5.6Hz, 2H), 5.18 (s, 2H), 5.75 (s, 1H), 6.51 (d, J=9.5Hz, 1H), 7.00 (d, J=8.7Hz, 2H), 7.15-7.23 (m, 1H), 7.23-7.29 (m, 1H), 7.43-7.53 (m, 3H), 7.84 (dd, J=2.8Hz and 9.5Hz, 1H), 8.09-8.20 (m, 1H).

**EXAPLE 30 : 1-(4-Chlorobenzyl)-5-(4-(2-hydroxypropan-2-yl)phenyl)pyridin-2(1*H*)-one (Final Compound 2-15)**



**Step 1 : 1-(4-Chlorobenzyl)-5-(4-acetylphenyl)pyridin-2(1*H*)-one**

According to Scheme 3 Method A: The title compound was prepared from 1-(4-chlorobenzyl)-5-bromopyridin-2(1*H*)-one (Example 2 Step 1) and 4-acetylphenylboronic acid according to the procedure described for Example 2 Step 2. Reaction conditions: 4 hours at 80°C. The crude product was purified by silica gel

chromatography (AIT Flashsmart prepac column 25g SiO<sub>2</sub>) using CH<sub>2</sub>Cl<sub>2</sub>/AcOEt 50/50 as eluent to afford 1-(4-chlorobenzyl)-5-(4-acetylphenyl)pyridin-2(1*H*)-one (0.29mmol, 0.10g, 86%) as a yellow solid.

M.p.: 162°C; LC (XTerra RP<sub>18</sub>, 3.5μm, 3.0x50mm Column): RT = 4.21min; MS *m/z* (CI) [MH]<sup>+</sup> = 338, 340; <sup>1</sup>H NMR (500MHz, DMSO-d<sub>6</sub>) δ 2.58 (s, 3H), 5.17 (s, 2H), 6.55 (d, J=9.4Hz, 1H), 7.37-7.42 (4H), 7.74 (d, J=2.6Hz, 2H), 7.95 (dd, J=2.6Hz and 9.4Hz, 1H), 7.99 (d, J=8.6Hz, 2H), 8.45 (d, J=2.6Hz, 1H).

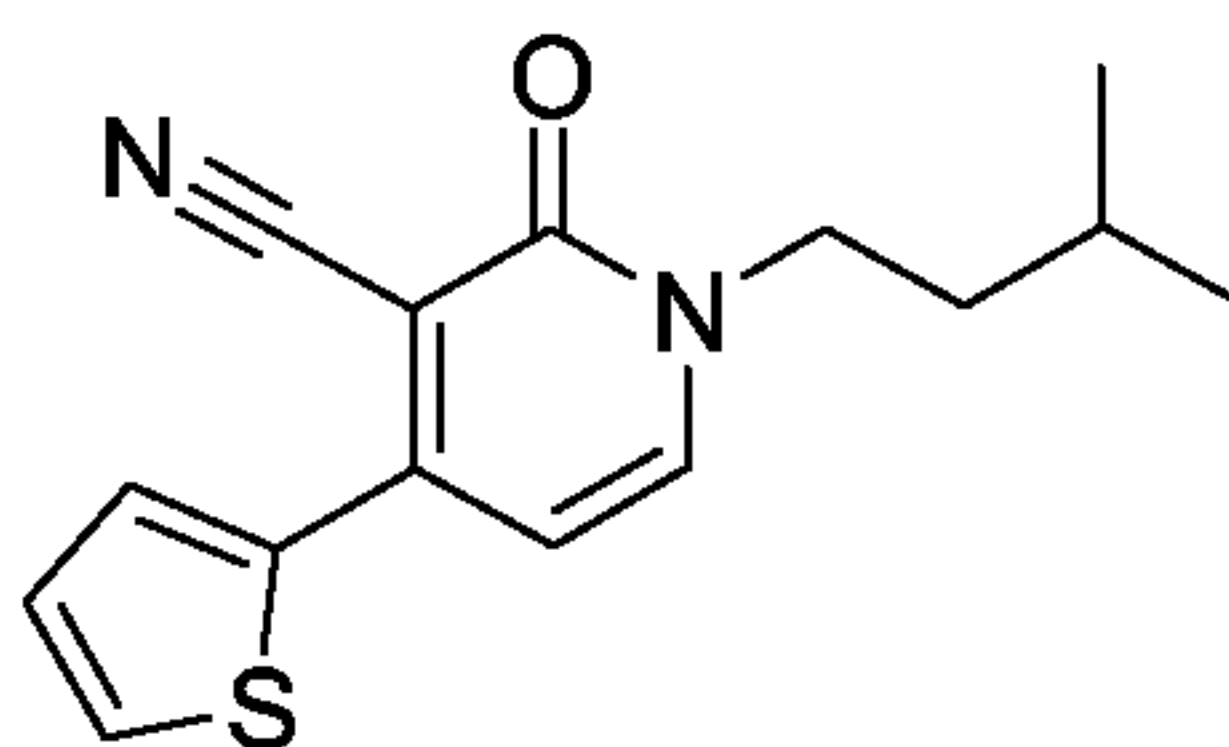
*Step 2 : 1-(4-Chlorobenzyl)-5-(4-(2-hydroxypropan-2-yl)phenyl)pyridin-2(1H)-one*

10 According to Scheme 20: To a solution of 1-(4-chlorobenzyl)-5-(4-acetylphenyl)pyridin-2(1*H*)-one (1eq, 0.20mmol, 80mg) in THF (5mL) at -50°C was added a solution of methyl magnesium bromide (3M, 1.3eq, 0.30mmol, 0.04g) and the reaction stirred at -50°C for 1 hour. The reaction was quenched at -78°C with saturated aqueous NH<sub>4</sub>Cl. The reaction was allowed to warm to room temperature and diluted  
15 with AcOEt and the organic phase extracted (x3). The combined organic fractions were dried (Na<sub>2</sub>SO<sub>4</sub>), filtered and concentrated under reduced pressure. The crude product was purified by flash chromatography over silica gel (AIT Flashsmart prepac column 25g SiO<sub>2</sub>) using CH<sub>2</sub>Cl<sub>2</sub>/AcOEt 80/20 and was recrystallized from pentane/Et<sub>2</sub>O to afford 1-(4-chlorobenzyl)-5-(4-(2-hydroxypropan-2-yl)phenyl)pyridin-  
20 2(1*H*)-one (0.08mmol, 30mg, 36%) as a white solid.

M.p.: 157°C. LC (XTerra RP<sub>18</sub>, 3.5μm, 3.0x50mm Column): RT = 3.86min; MS *m/z* (CI) [MH]<sup>+</sup> = 354, 356. <sup>1</sup>H NMR (300MHz, DMSO-d<sub>6</sub>) δ 1.42 (s, 6H), 5.05 (s, 1H), 5.15 (s, 2H), 6.52 (d, J=9.7Hz, 1H), 7.32-7.43 (m, 4H), 7.43-7.52 (m, 3H), 7.84 (dd, J=1.8Hz, 9.5Hz, 1H), 8.22 (d, J=1.8Hz, 1H).

25

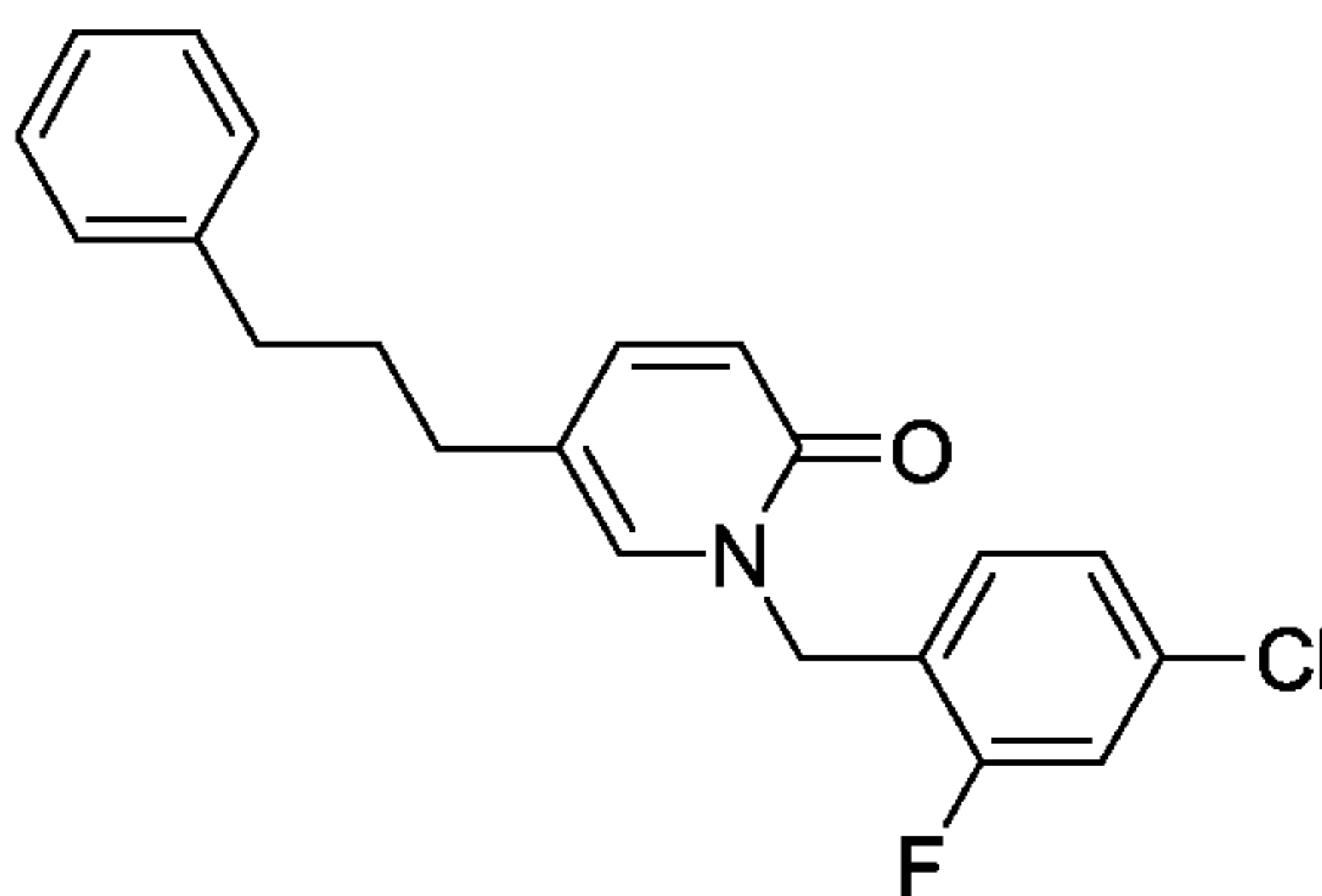
**EXAMPLE 31 : 1,2-Dihydro-1-isopentyl-2-oxo-4-(thiophen-2-yl)pyridine-3-carbonitrile (Final Compound 10-28)**





According to Scheme 21: The title compound was prepared according to Example 1 Step 2 from 1,2-dihydro-2-oxo-4-(thiophen-2-yl)pyridine-3-carbonitrile (1eq, 0.50mmol, 0.10g) and 1-bromo-3-methylbutane (1.5eq, 0.70mmol, 0.10g). Reaction conditions: 17 hours at 60°C in acetonitrile (10mL). The crude product was purified by chromatography over silicagel (AIT Flashsmart prepaced column SiO<sub>2</sub>, cyclohexane/AcOEt 80/20) and recrystallized in pentane/Et<sub>2</sub>O yielding the title compound (88mg, 0.30mmol, 65%) as a yellow solid. M.p.: 123°C; LC (XTerra RP<sub>18</sub>, 3.5μm, 3.0x50mm Column): RT = 4.29min; MS *m/z* (CI) [MH]<sup>+</sup> = 273; <sup>1</sup>H NMR (300 MHz, DMSO-d<sub>6</sub>) δ 0.92 (d, J=5.6Hz, 6H), 1.48-1.63 (m, 3H), 3.90-4.02 (m, 2H), 6.72 (d, J=7.2Hz, 1H), 7.32 (d, J=8.4Hz, 1H), 7.96-8.04 (m, 2H), 8.08 (d, J=7.2Hz, 1H).

**EXAMPLE 32 : 1-(4-Chloro-2-fluorobenzyl)-5-(3-phenylpropyl)pyridin-2(1H)-one (Final Compound 7-08)**



**Step 1 : 2-Methoxy-5-(3-phenylpropyl)pyridine**

According to Scheme 22 Method A: To a solution of 5-bromo-2-methoxypyridine (1eq, 2.70mmol, 0.50g) in THF (4.4mL) at -78°C under nitrogen was added dropwise n-butyl lithium (1eq, 2.5M in hexanes, 2.70mmol, 1.10mL). The reaction mixture was stirred at -78°C for 30 min. and 1-(3-bromopropyl)benzene (1eq, 2.70mmol, 0.40mL) in solution in THF (1mL) was added dropwise. The reaction mixture was stirred at -78°C for 30 min. and then allowed to warm to room temperature for 1 hour. The reaction was quenched at 0°C with water and extracted with Et<sub>2</sub>O. The organic phase was dried over Na<sub>2</sub>SO<sub>4</sub>, filtered and solvent was removed under reduced pressure leaving an orange oil. This residue was purified by flash chromatography over silicagel (AIT Flashsmart prepaced column SiO<sub>2</sub>, cyclohexane/AcOEt 97.5/2.5), yielding the title compound (0.46mmol, 0.10g, 17%) as a colorless semi-solid.

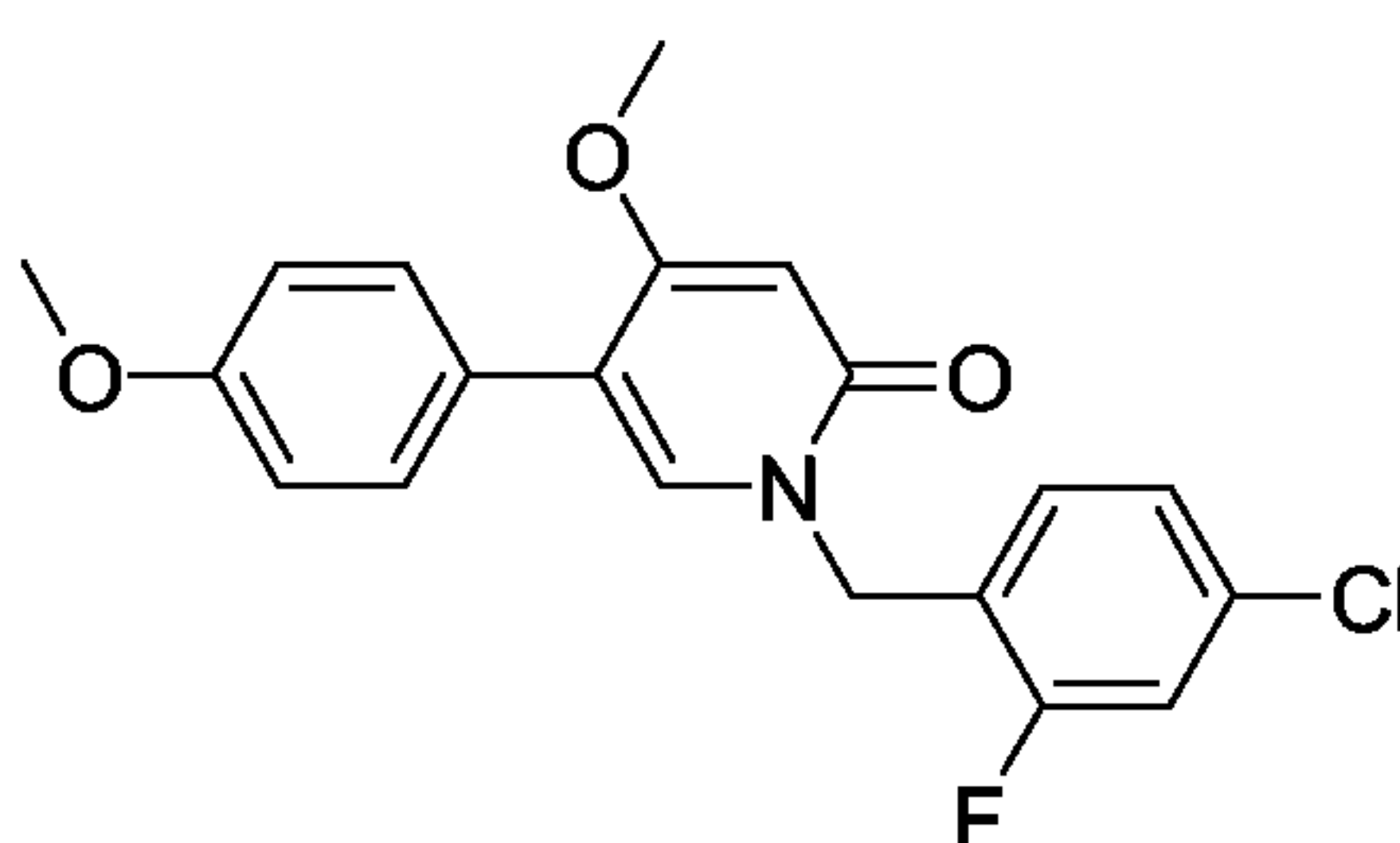
LC (XTerra RP<sub>18</sub>, 3.5 $\mu$ m, 3.0x50mm Column): RT = 5.08min; MS  $m/z$  (CI) [MH]<sup>+</sup> = 228.

*Step 2 : 1-(4-Chloro-2-fluorobenzyl)-5-(3-phenylpropyl)pyridin-2(1H)-one*

- 5 According to Scheme 22 Step 2: The title compound was prepared according to Example 6 Step 2, from 2-methoxy-5-(3-phenylpropyl)pyridine (1eq, 0.44mmol, 0.10g) and 1-(bromomethyl)-4-chloro-2-fluorobenzene (2eq, 0.88mmol, 0.20g). Reaction conditions: overnight at 90°C. The residue was purified by flash chromatography over silicagel (AIT Flashsmart prepacked column SiO<sub>2</sub>, cyclohexane/AcOEt 70/30) yielding  
10 the title compound (75mg, 0.21mmol, 48%) as a yellow oil.

LC (XTerra RP<sub>18</sub>, 3.5 $\mu$ m, 3.0x50mm Column): RT = 5.07min; MS  $m/z$  (CI) [MH]<sup>+</sup> = 356, 358; <sup>1</sup>H NMR (300 MHz, CDCl<sub>3</sub>)  $\delta$  1.76-1.93 (m, 2H), 2.30-2.46 (m, 2H), 2.52-2.70 (m, 2H), 5.09 (s, 2H), 6.54 (d, J=9.2Hz, 1H), 7.04-7.35 (9H), 7.35-7.50 (m, 1H).

- 15 **EXAMPLE 33 : 1-(4-Chloro-2-fluorobenzyl)-4-methoxy-5-(4-methoxyphenyl)pyridin-2(1H)-one (Final Compound 9-18)**



*Step 1 : 2,4-Dimethoxypyridine*

- 20 According to Scheme 23 Step 1: To a solution of sodium methoxide (30% in MeOH, 2eq, 35mmol) was added 2-chloro-4-methoxypyridine (1eq, 17.0mmol, 2.50g). The reaction was refluxed overnight. The reaction was allowed to cool, poured onto water (10mL) and extracted with CH<sub>2</sub>Cl<sub>2</sub> (3x10mL). The combined organic fractions were dried (Na<sub>2</sub>SO<sub>4</sub>), filtered and concentrated under reduced pressure to afford 2,4-  
25 dimethoxypyridine (10.1mmol, 1.40g, 58%) as a colorless oil. The crude product was reacted on.

LC (XTerra RP<sub>18</sub>, 3.5 $\mu$ m, 3.0x50mm Column): RT = 1.40min; MS  $m/z$  (CI) [MH]<sup>+</sup> = 140.



*Step 2 : 5-Bromo-2,4-dimethoxypyridine*

According to Scheme 23 Step 2: To a solution of KOH (0.5eq, 0.8mmol, 40mg) in water (75mL) was added 2,4-dimethoxypyridine (1eq, 2.00mmol, 0.21g) followed by the dropwise addition of Br<sub>2</sub> (1eq, 2.00mmol, 0.20g) in 1M aqueous KBr solution (75mL). The reaction was stirred at room temperature for 5 hours and then poured onto water (10mL) and extracted with CH<sub>2</sub>Cl<sub>2</sub> (3x10mL). The combined organic fractions were dried (MgSO<sub>4</sub>), filtered and concentrated under reduced pressure to afford 5-bromo-2,4-dimethoxypyridine (1.40mmol, 0.30g, 70%) as a colorless oil. The crude product was reacted on.

LC (XTerra RP<sub>18</sub>, 3.5μm, 3.0x50mm Column): RT = 3.92min; MS *m/z* (CI) [MH]<sup>+</sup> = 219, 221.

*Step 3 : 2,4-Dimethoxy-5-(4-methoxyphenyl)pyridine*

According to Scheme 23 Step 3: The title compound was prepared from 5-bromo-2,4-dimethoxypyridine (1eq, 1.40mmol, 0.30g) and 4-methoxyphenylboronic acid (1.5eq, 2.10mmol, 0.32g) according to the procedure described for Example 1 Step 3. The crude product was purified by flash chromatography over silica gel (AIT Flashsmart prepac column 25g SiO<sub>2</sub>) using CH<sub>2</sub>Cl<sub>2</sub>/MeOH 98/2 to afford 2,4-dimethoxy-5-(4-methoxyphenyl)pyridine (1.39mmol, 0.34g, 99%) as a brown oil.

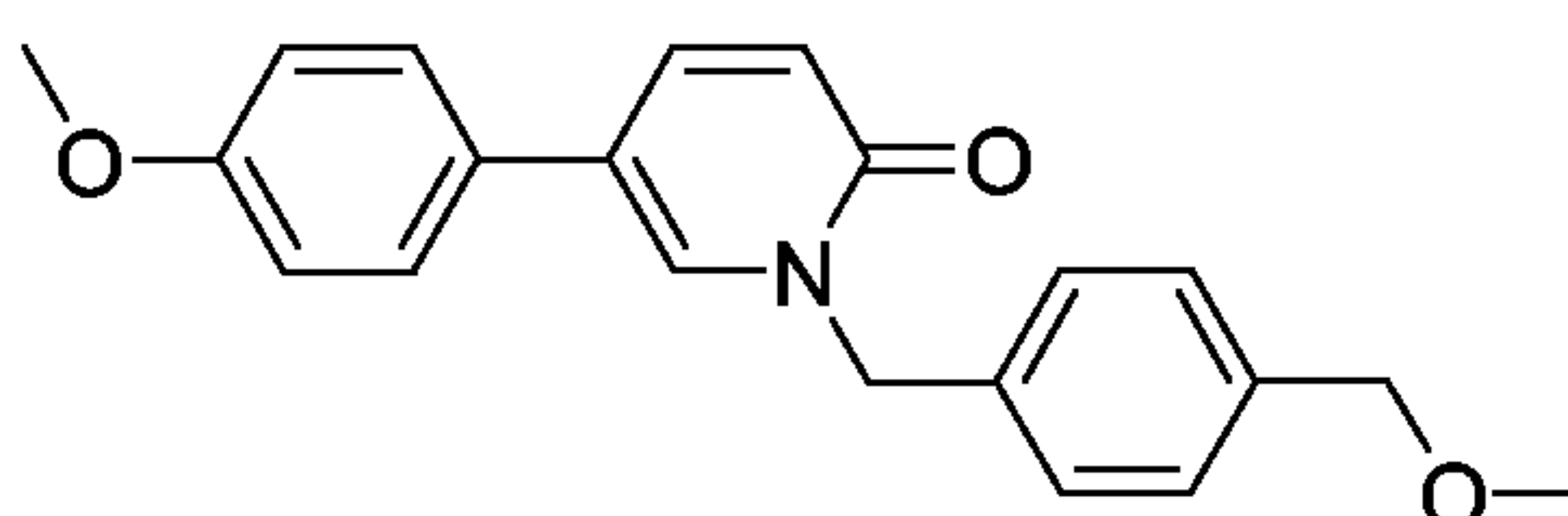
LC (XTerra RP<sub>18</sub>, 3.5μm, 3.0x50mm Column): RT = 3.85min; MS *m/z* (CI) [MH]<sup>+</sup> = 246, 248.

*Step 4 : 1-(4-Chloro-2-fluorobenzyl)-4-methoxy-5-(4-methoxyphenyl)pyridin-2(1H)-one*

According to Scheme 23 Step 4: The title compound was prepared from 2,4-dimethoxy-5-(4-methoxyphenyl)pyridine (1eq, 0.20mmol, 0.05g) and 4-chlorobenzyl-2-fluorobenzyl bromide (1.5eq, 0.30mmol, 68mg) according to the procedure described for Example 6 Step 2. Reaction conditions: 80°C for 2 days. The crude product was purified by flash chromatography over silica gel (AIT Flashsmart prepac column 25g SiO<sub>2</sub>) using CH<sub>2</sub>Cl<sub>2</sub>/MeOH 98/2 to afford 1-(4-chloro-2-fluorobenzyl)-4-methoxy-5-(4-methoxyphenyl)pyridin-2(1H)-one (0.10mmol, 36mg, 48%).

LC (XTerra RP<sub>18</sub>, 3.5 $\mu$ m, 3.0x50mm Column): RT = 4.62min; MS *m/z* (CI) [MH]<sup>+</sup> = 374, 376; <sup>1</sup>H NMR (300 MHz, CDCl<sub>3</sub>)  $\delta$  3.78 (s, 3H), 3.82 (s, 3H), 5.11 (s, 2H), 5.99 (s, 1H), 6.88-6.95 (m, 2H), 7.08-7.15 (m, 2H), 7.20-7.30 (m, 3H), 7.40-7.50 (m, 1H).

**5 EXAMPLE 34 : 1-(4-(Methoxymethyl)benzyl)-5-(4-methoxyphenyl)pyridin-2(1H)-one (Final Compound 4-25)**



*Step 1 : 2-Methoxy-5-(4-methoxyphenyl)pyridine*

10 According to Scheme 4 Method B: The title compound was prepared according to Example 1 Step 3 from 5-bromo-2-methoxypyridine (12.1mmol, 2.30g) and 4-methoxyphenylboronic acid (18.2mmol, 2.76g), then purified by flash chromatography over silica gel (AIT Flashsmart prepacked column 25g SiO<sub>2</sub>, CH<sub>2</sub>Cl<sub>2</sub>/MeOH 100/0 to 95/5), yielding the title compound (1.60g, 61%).

15 LC (XTerra RP<sub>18</sub>, 3.5 $\mu$ m, 3.0x50mm Column): RT = 3.03min; MS *m/z* (CI) [MH]<sup>+</sup> = 216.

*Step 2 : 1-(4-(Hydroxymethyl)benzyl)-5-(4-methoxyphenyl)pyridin-2(1H)-one*

20 According to Scheme 4 Step 1: The title compound was prepared according to Example 6 Step 2, from 2-methoxy-5-(4-methoxyphenyl)pyridine (1eq, 4.60mmol, 1.00g) and (4-(bromomethyl)phenyl)methanol (1.1eq, 5.10mmol 1.00g). Reaction conditions: 5 hours at 70°C and room temperature overnight. The residue was triturated with pentane, yielding the title compound (3.70mmol, 1.20g, 80%).

25 LC (XTerra RP<sub>18</sub>, 3.5 $\mu$ m, 3.0x50mm Column): RT = 3.23min; MS *m/z* (CI) [MH]<sup>+</sup> = 322.

*Step 3 : 1-(4-(Methoxymethyl)benzyl)-5-(4-methoxyphenyl)pyridin-2(1H)-one*

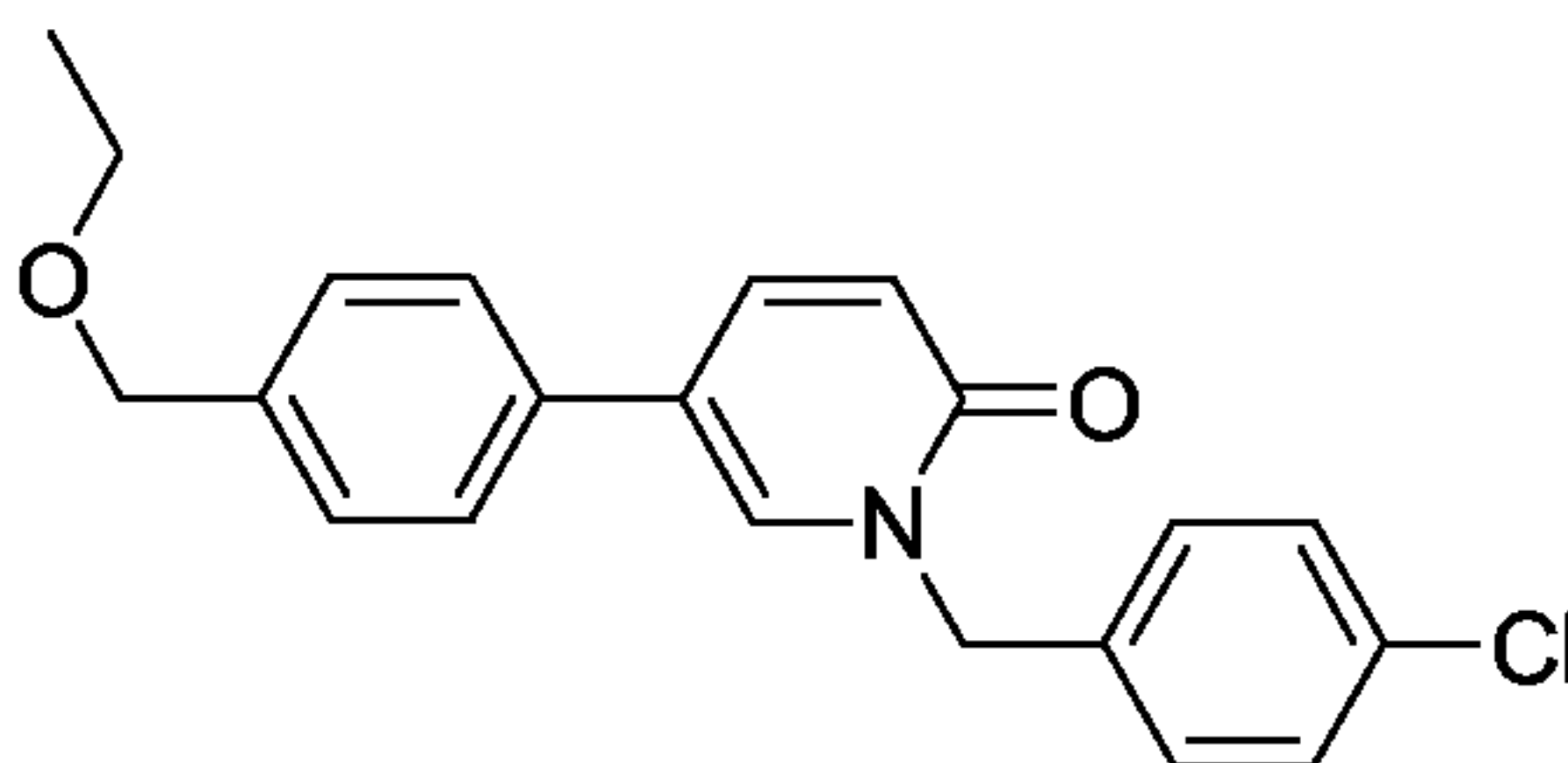
30 According to Scheme 24 Step 3: A mixture of 1-(4-(hydroxymethyl)benzyl)-5-(4-methoxyphenyl)pyridin-2(1H)-one (1eq, 0.25mmol, 0.08g), NaH (55%, 1.5eq, 0.37mmol, 18mg) and iodomethane (3eq, 0.75mmol, 0.11g) in DMF (2mL) was stirred



at room temperature overnight. The crude was diluted with AcOEt. The organic layer was washed with water, dried over Na<sub>2</sub>SO<sub>4</sub>, filtered and evaporated under reduced pressure. The residue was purified by flash chromatography over silica gel (AIT Flashsmart preppacked column 5g SiO<sub>2</sub>, CH<sub>2</sub>Cl<sub>2</sub>/MeOH 99/1), yielding the title compound (0.14mmol, 46mg, 55%) as white solid.

M.p.: 72°C; LC (Zorbax C<sub>18</sub>, 3.5µm, 4.6x50mm Column): RT = 3.92min; MS *m/z* (CI) [MH]<sup>+</sup> = 336; <sup>1</sup>H NMR (300 MHz, CDCl<sub>3</sub>) δ 3.25 (s, 3H), 3.77 (s, 3H), 4.36 (s, 2H), 5.15 (s, 2H), 6.50 (d, J=9.3Hz, 1H), 6.98 (d, J=9.0Hz, 2H), 7.25-7.39 (m, 4H), 7.49 (d, J=9.0Hz, 2H), 7.80 (dd, J=2.7Hz and 9.6Hz, 1H), 8.15 (d, J=2.7Hz, 1H).

**EXAMPLE 35 : 1-(4-Chlorobenzyl)-5-(4-(ethoxymethyl)phenyl)pyridin-2(1H)-one (Final Compound 2-25)**



**Step 1 : 1-(4-Chlorobenzyl)-5-(4-(hydroxymethyl)phenyl)pyridin-2(1H)-one**

According to Scheme 25 Step 2: The title compound was prepared from 1-(4-chlorobenzyl)-5-bromopyridin-2(1H)-one (1eq, 3.30mmol, 1.00g, Example 2 Step 1) and 4-(hydroxymethyl)phenylboronic acid (1.5eq, 5.00mmol, 0.76g) according to the procedure described for Example 1 Step 3. Reaction conditions: overnight at 80°C. The crude product was purified by flash chromatography over silica gel (AIT Flashsmart preppacked column 70g SiO<sub>2</sub>) using CH<sub>2</sub>Cl<sub>2</sub>/MeOH 98/2 as the eluent to afford 1-(4-chlorobenzyl)-5-(4-(hydroxymethyl)phenyl)pyridin-2(1H)-one (1.72mmol, 0.62g, 52%) as a brown oil LC (XTerra RP<sub>18</sub>, 3.5µm, 3.0x50mm Column): RT = 3.47min; MS *m/z* (CI) [MH]<sup>+</sup> = 326, 328.

25

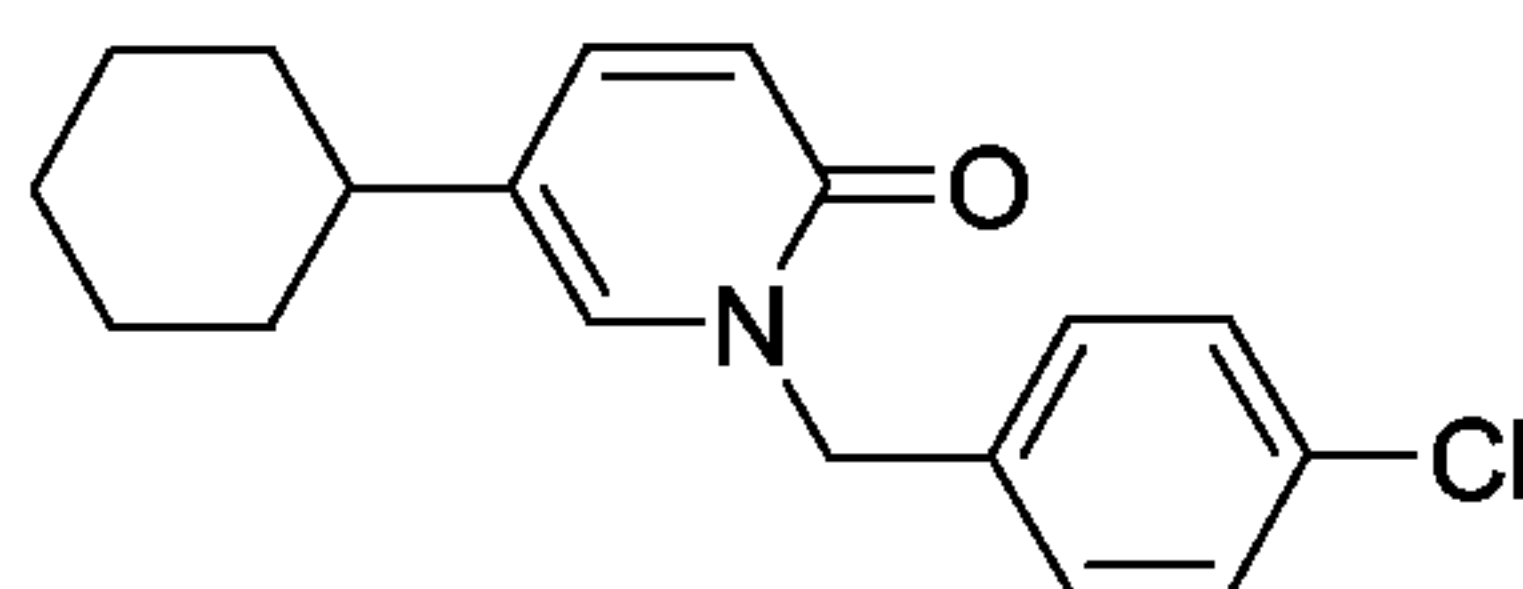
**Step 2 : 1-(4-Chlorobenzyl)-5-(4-(ethoxymethyl)phenyl)pyridin-2(1H)-one**

According to Scheme 25 Method A: The title compound was prepared from 1-(4-chlorobenzyl)-5-(4-(hydroxymethyl)phenyl)pyridin-2(1H)-one (1eq, 2.50mmol, 0.80g) and iodoethane (3eq, 7.40mmol, 1.10g) ) according to the procedure described for

Example 34 Step 3. The crude product was purified by flash chromatography over silica gel (AIT Flashsmart preppacked column 5g SiO<sub>2</sub>) using CH<sub>2</sub>Cl<sub>2</sub>/MeOH 99/1 as eluent to afford 1-(4-chlorobenzyl)-5-(4-(ethoxymethyl)phenyl)pyridin-2(1*H*)-one (1.02mmol, 0.36g, 41%) as a yellow solid.

- 5 M.p.: 109°C; LC (Zorbax C<sub>18</sub>, 3.5μm, 4.6x50mm Column): RT = 4.62min; MS *m/z* (CI) [MH]<sup>+</sup> = 354, 356; <sup>1</sup>H NMR (300 MHz, DMSO-*d*<sup>6</sup>) δ 1.15 (t, J=6.9Hz, 3H), 3.47 (q, J=6.9Hz, 2H), 4.45 (s, 2H), 5.16 (s, 2H), 6.53 (d, J=9.6Hz, 1H), 7.32-7.40 (4H), 7.55 (d, J=8.4Hz, 2H), 7.85 (dd, J=2.7Hz and 9.3Hz, 1H), 8.28 (d, J=2.7Hz, 1H).

10 **EXAMPLE 36 : 1-(4-Chlorobenzyl)-5-cyclohexylpyridin-2(1*H*)-one (Final Compound 2-01)**



*Step 1 : 1-(6-Methoxypyridin-3-yl)cyclohexanol*

- 15 According to Scheme 26 Step 1: To a stirred solution of 4-bromo-2-methoxypyridine (1eq, 5.30mmol, 1.00g) in anhydrous THF (30mL) at -78°C under nitrogen was added dropwise a solution of butyl lithium (1.3eq, 2.5M solution in hexane, 6.90mmol, 2.8mL). The reaction was then stirred at -78°C for 2 hours. Cyclohexanone (5eq, 27.0mmol, 2.8mL) was then added dropwise over 5 minutes. The reaction was stirred at
- 20 -78°C for two hours then allowed to warm to room temperature. The reaction was stirred for a further 16 hours then quenched with water. The reaction was evaporated *in vacuo*, redissolved in CH<sub>2</sub>Cl<sub>2</sub> (100mL) and washed with brine (100mL). The organic phase was extracted, dried over MgSO<sub>4</sub>, filtered and evaporated to leave a yellow oil.
- The oil was purified by column chromatography (AIT Flashsmart preppacked column 25g SiO<sub>2</sub>, pure AcOEt), yielding the title compound (4.10mmol, 0.86g, 78%) as a colorless oil which solidified on standing.

LC (Zorbax C<sub>18</sub>, 3.5μm, 4.6x50mm Column): RT = 3.33min; MS *m/z* (CI) [MH]<sup>+</sup> = 208.



*Step 2 : 5-Cyclohexenyl-2-methoxypyridine*

According to Scheme 26 Step 2: The title compound was prepared from 1-(6-methoxypyridin-3-yl)cyclohexanol (1eq, 1.21mmol, 0.25g) and methanesulfonyl chloride (4eq, 4.82mmol, 0.37mL) according to the procedure described for Example 4  
5 Step 1. The crude residue was purified by chromatography over silicagel (AIT Flashsmart prepacked column 10g SiO<sub>2</sub>, AcOEt/pentane 30/10 to pure AcOEt), yielding the title compound (0.76mmol, 0.14g, 63%) as a colorless oil.

LC (Zorbax C<sub>18</sub>, 3.5μm, 4.6x50mm Column): RT = 5.08min; MS *m/z* (CI) [MH]<sup>+</sup> = 190.

10

*Step 3 : 5-Cyclohexyl-2-methoxypyridine*

According to Scheme 26 Step 3: The title compound was prepared according to Example 19 Step 2, from 5-cyclohexenyl-2-methoxypyridine (1eq, 0.74mmol, 0.14g). Reaction conditions: 32 hours at room temperature. The residue was purified by  
15 chromatography over silicagel (AIT Flashsmart prepacked column 10g SiO<sub>2</sub>, CH<sub>2</sub>Cl<sub>2</sub>/AcOEt 95/5), yielding the title compound (0.33mmol, 63mg, 45%) as a colorless oil.

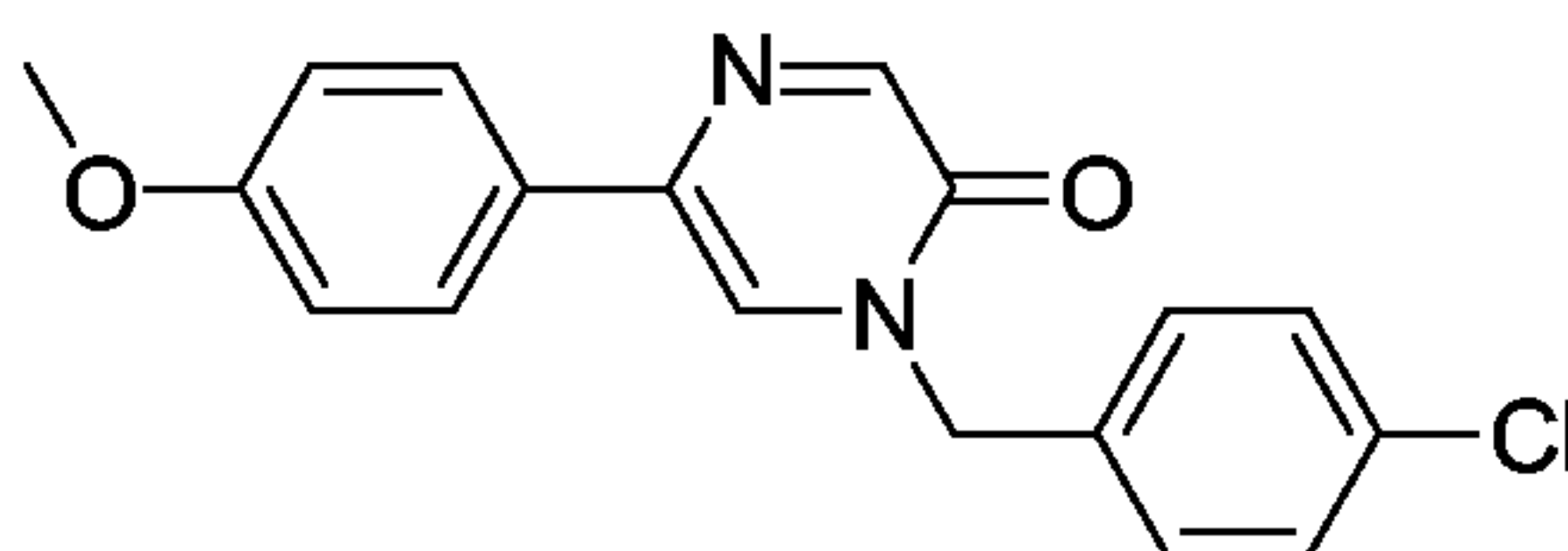
LC (Zorbax C<sub>18</sub>, 3.5μm, 4.6x50mm Column): RT = 5.15min; MS *m/z* (CI) [MH]<sup>+</sup> = 192.

20 *Step 4 : 1-(4-Chlorobenzyl)-5-cyclohexylpyridin-2(1H)-one*

According to Scheme 26 Step 4: The title compound was prepared according to Example 6 Step 2, from 5-cyclohexyl-2-methoxypyridine (1eq, 0.30mmol, 57mg) and 1-(bromomethyl)-4-chlorobenzene (1.5eq, 0.44mmol, 92mg), then purified by chromatography over silicagel (AIT Flashsmart prepacked column 5g SiO<sub>2</sub>,  
25 CH<sub>2</sub>Cl<sub>2</sub>/MeOH 98/2) then recrystallized in pentane/diisopropyl ether, yielding the title compound (0.20mmol, 0.09g, 68%) as a beige solid.

M.p.: 72°C; LC (Zorbax C<sub>18</sub>, 3.5μm, 4.6x50mm Column): RT = 5.07min; MS *m/z* (CI) [MH]<sup>+</sup> = 302, 304; <sup>1</sup>H NMR (300 MHz, CDCl<sub>3</sub>) δ 1.07–1.43 (5H), 1.63–1.86 (5H), 2.13–2.28 (m, 1H), 5.08 (s, 2H), 6.58 (d, J=9.5Hz, 1H), 6.99 (d, J=2.6Hz, 1H), 7.20–  
30 7.25 (m, 2H), 7.26–7.30 (m, 2H), 7.31–7.33 (m, 1H).

**EXAMPLE 37 : 1-(4-Chlorobenzyl)-5-(4-methoxyphenyl)pyrazin-2(1H)-one (Final Compound 12-06)**



5

*Step 1 : 1-(4-Chlorobenzyl)-5-bromopyrazin-2(1H)-one*

According to Scheme 27 Step 1: The title compound was prepared from 5-bromopyrazin-2(1H)-one (1eq, 2.86mmol, 0.50g) and 1-(bromomethyl)-4-chlorobenzene (1.5eq, 4.29mmol, 0.88g) according to the procedure described for  
 10 Example 1 Step 2. Reaction conditions: 3 hours at 70°C in acetonitrile. The crude product was purified by flash chromatography over silica gel (AIT Flashsmart prepacked column 25g SiO<sub>2</sub>) using pure AcOEt as eluent to afford 1-(4-chlorobenzyl)-5-bromopyrazin-2(1H)-one (2.48mmol, 0.74g, 87%) as a white solid.  
 LC (XTerra RP<sub>18</sub>, 3.5μm, 3.0x50mm Column): RT = 3.91min; MS *m/z* (CI) [MH]<sup>+</sup> =  
 15 300, 302.

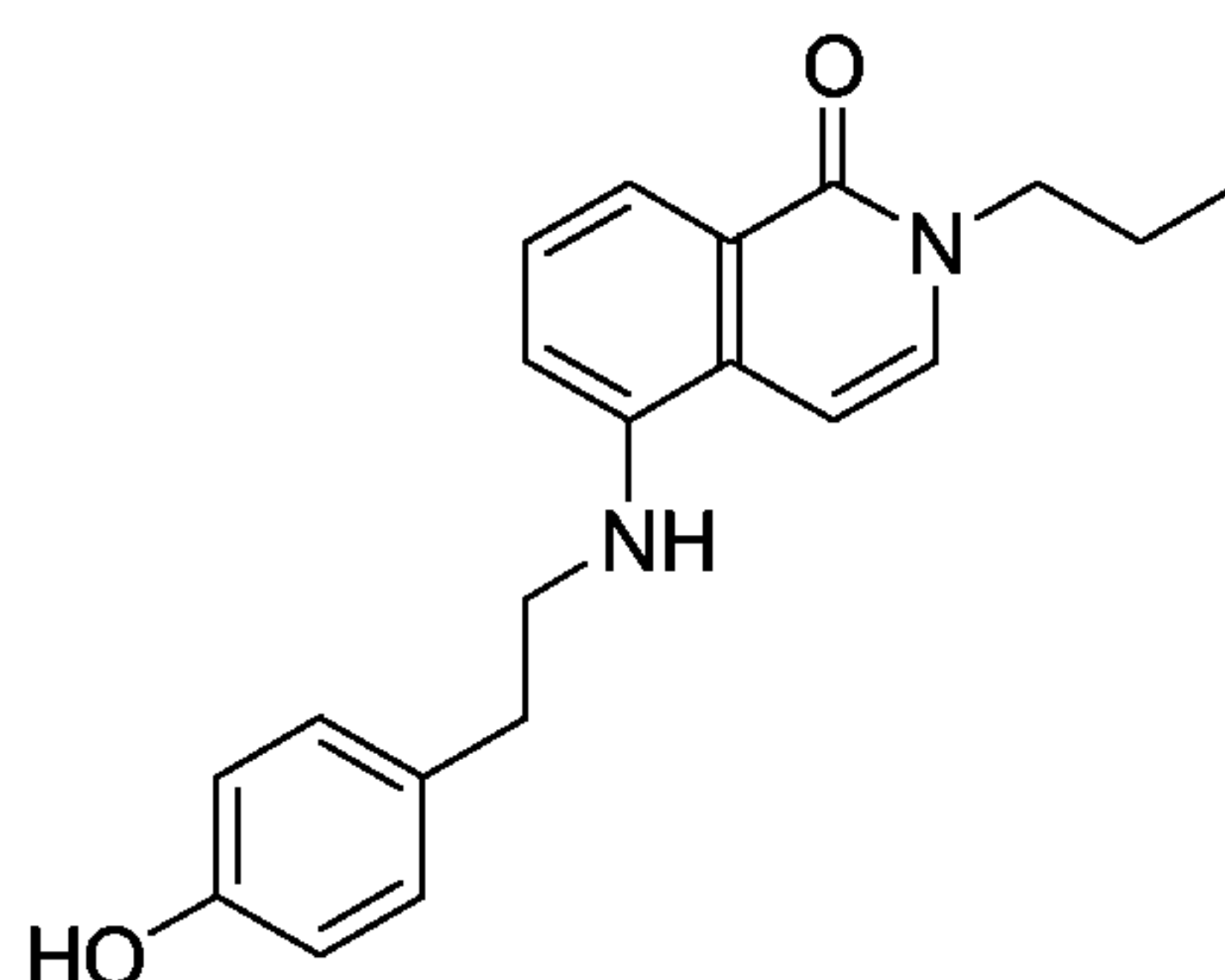
*Step 2 : 1-(4-Chlorobenzyl)-5-(4-methoxyphenyl)pyrazin-2(1H)-one*

According to Scheme 27 Step 2: The title compound was prepared from 1-(4-chlorobenzyl)-5-bromopyrazin-2(1H)-one (1eq, 0.67mmol, 0.20g) and 4-methoxyphenylboronic acid (1.5eq, 1.00mmol, 0.15g) according to the procedure  
 20 described for Example 1 Step 3. Reaction conditions: 1 hour at 80°C. The crude product was purified by flash chromatography over silica gel (AIT Flashsmart prepacked column 10g SiO<sub>2</sub>) using CH<sub>2</sub>Cl<sub>2</sub>/MeOH (98/2) as the eluent to afford 1-(4-chlorobenzyl)-5-(4-methoxyphenyl)pyrazin-2(1H)-one (0.47mmol, 0.15g, 71%) as a  
 25 beige solid.

M.p.: 133°C; LC (XTerra RP<sub>18</sub>, 3.5μm, 3.0x50mm Column): RT = 4.41min; MS *m/z* (CI) [MH]<sup>+</sup> = 327, 329. <sup>1</sup>H NMR (300 MHz, DMSO-d<sub>6</sub>) δ 3.78 (s, 3H), 5.12 (s, 2H), 7.00 (d, J=9.0Hz 2H), 7.40-7.50 (m, 4H), 7.77 (d, J=9.0Hz, 2H), 8.14 (s, 1H), 8.39 (s, 1H).



**EXAMPLE 38 : 5-(4-Hydroxyphenethylamino)-2-propylisoquinolin-1(2H)-one**  
**(Final Compound 13-05)**



5 *Step 1 : 5-Chloroisoquinoline N-oxide*

According to Scheme 28 Step 1: A solution of MCPBA (1.9, 15.0mmol, 3.6g) and 5-chloroisoquinoline (1eq, 7.80mmol, 1.27g) in CH<sub>2</sub>Cl<sub>2</sub> (30mL) was stirred for 2 hours at room temperature. The reaction mixture was diluted with CH<sub>2</sub>Cl<sub>2</sub> (20mL) and MeOH (10mL) and the organic phase was washed with 2M NaOH solution. The aqueous layer  
 10 was extracted with CH<sub>2</sub>Cl<sub>2</sub>. The organic fractions were combined, dried over MgSO<sub>4</sub>, filtered and evaporated to yield the title compound (6.20mmol, 1.12g, 79%) as an orange solid.

*Step 2 : 5-Chloroisoquinolin-1(2H)-one*

15 According to Scheme 28 Step 2: A solution of 5-chloroisoquinoline N-oxide (1eq, 6.88mmol, 1.25g) in anhydride acetic (20mL) was stirred for 3 hours under reflux and overnight at room temperature. After distillation of anhydride acetic, a solution of NaOH (2M, 10mL) was added and the reaction mixture was stirred for 1 hour at 50-60°C. Then the reaction mixture was acidified (pH=6) with citric acid (5% in water).  
 20 The precipitate was filtered, washed with water, dried under vacuum. The crude residue was taken up in CH<sub>2</sub>Cl<sub>2</sub> (20mL). The organic phase was washed with brine, dried over MgSO<sub>4</sub>, filtered and evaporated to yield the title compound (3.73mmol, 0.67g, 100%) as a brown solid.

25 *Step 3 : 5-Chloro-2-propylisoquinolin-1(2H)-one*

According to Scheme 28 Step 3: The title compound was prepared from 5-chloroisoquinolin-1(2H)-one (1eq, 2.66mmol, 0.48g) and 1-bromopropyl (1.1eq,

2.93mmol, 0.27mL) according to the procedure described for Example 1 Step 2. Reaction conditions: microwaved at 150°C for 60 min. in acetone. The crude product was purified by flash chromatography over silica gel (AIT Flashsmart prepac column 25g SiO<sub>2</sub>) using pure CH<sub>2</sub>Cl<sub>2</sub> to afford 5-chloro-2-propylisoquinolin-1(2H)-one (1.06mmol, 0.24g, 40%) as an orange solid.

*Step 4 : 5-(4-Methoxyphenethylamino)-2-propylisoquinolin-1(2H)-one*

According to Scheme 28 Step 4: To a mixture of 5-chloro-2-propylisoquinolin-1(2H)-one (1eq, 1.08mmol, 0.24g), NaOtBu (1.5eq, 1.62mmol, 0.16g), Pd<sub>2</sub>(dba)<sub>3</sub> (0.05eq, 54μmol, 50mg), BINAP (0.05eq, 54μmol, 34mg) in degassed and dried toluene (4mL) was added (1.5eq, 1.62mmol, 0.25g). The reaction mixture was microwaved at 180°C for 2 hours and 1 hour at 200°C. The reaction mixture was quenched with water and the aqueous phase was extracted with CH<sub>2</sub>Cl<sub>2</sub>. The organic fraction was washed with saturated NH<sub>4</sub>OH solution, brine, dried over Na<sub>2</sub>SO<sub>4</sub>, filtered and concentrated under reduced pressure. The crude product was purified by silica gel chromatography (AIT Flashsmart prepac column SiO<sub>2</sub>, cyclohexane/AcOEt 90/10) to afford 5-(4-methoxyphenethylamino)-2-propylisoquinolin-1(2H)-one (0.39mmol, 0.13g, 36%) as a white solid.

R<sub>f</sub> = 0.05 (cyclohexane/AcOEt 80/20); M.p.: 109-110°C; LC (XTerra RP<sub>18</sub>, 3.5μm, 3.0x50mm Column): RT = 4.60min; MS *m/z* (CI) [MH]<sup>+</sup> = 337.

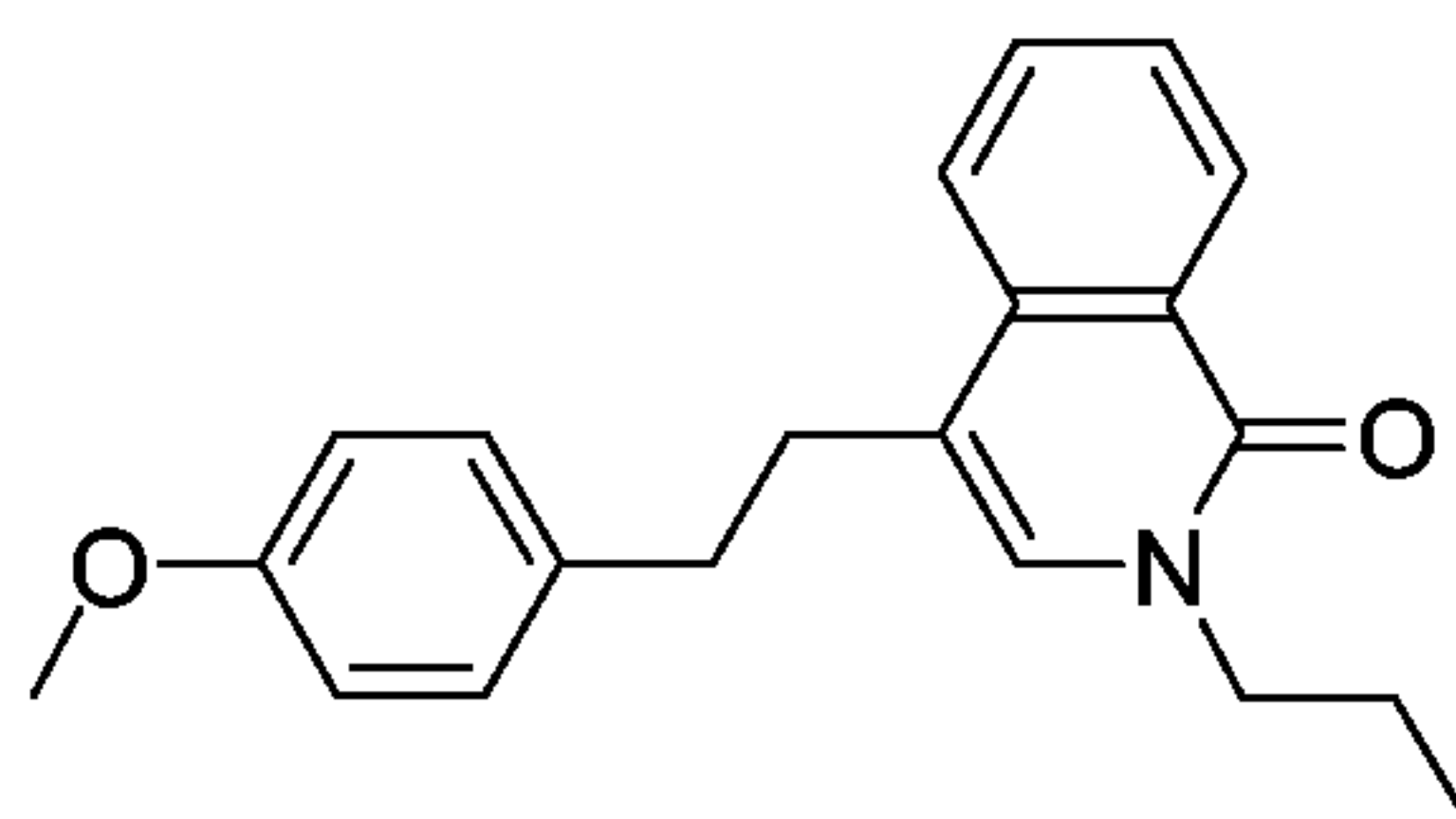
*Step 5 : 5-(4-Hydroxyphenethylamino)-2-propylisoquinolin-1(2H)-one*

The title compound was prepared from 5-(4-methoxyphenethylamino)-2-propylisoquinolin-1(2H)-one (1eq, 0.20mmol, 66mg) according to the procedure described for Example 20 Step 2. The crude product was purified by trituration in diisopropyl ether to yield after filtration 5-(4-hydroxyphenethylamino)-2-propylisoquinolin-1(2H)-one (64μmol, 20mg, 32%) as a brown powder

M.p.: 170-171°C; LC (XTerra RP<sub>18</sub>, 3.5μm, 3.0x50mm Column): RT = 3.78min; MS *m/z* (CI) [MH]<sup>+</sup> = 323; <sup>1</sup>H NMR (300 MHz, DMSO-d<sub>6</sub>) δ 0.96 (t, J=7.4Hz, 3H), 1.40-1.72 (br. s, 1H), 1.72-1.87 (m, 2H), 2.99 (t, J=7.2Hz, 2H), 3.47 (t, J=6.9Hz, 2H), 3.95 (t, J=7.4Hz, 2H), 6.35-6.47 (m, 1H), 6.79 (d, J=8.4Hz, 2H), 6.99-7.12 (m, 4H), 7.34-7.42 (m, 1H), 7.91-8.02 (m, 1H).



**EXAMPLE 39 : 4-(4-Methoxyphenethyl)-2-propylisoquinolin-1(2H)-one (Final Compound 14-01)**



**5 Step 1 : 4-(2-(4-Methoxyphenyl)ethynyl)isoquinoline**

According to Scheme 29 Step 1: The title compound was prepared from 4-bromoisoquinoline (1eq, 5.30mmol, 1.10g) and 1-ethynyl-4-methoxybenzene (1eq, 5.30mmol, 0.70g) according to the procedure described for Example 13 Step 1. Reaction conditions: 70°C for 4 hours. The crude product was purified by silica gel chromatography (AIT Flashsmart preppacked column SiO<sub>2</sub>, cyclohexane/AcOEt 90/10 to 80/20) to afford 4-(2-(4-methoxyphenyl)ethynyl)isoquinoline (3.11mmol, 0.81g, 59%) as a white solid.

LC (XTerra RP<sub>18</sub>, 3.5µm, 3.0x50mm Column): RT = 5.19min; MS *m/z* (CI) [MH]<sup>+</sup> = 260.

15

**Step 2 : 4-(4-Methoxyphenethyl)isoquinoline**

According to Scheme 29 Step 2: The title compound was prepared from 4-(2-(4-methoxyphenyl)ethynyl)isoquinoline (1eq, 3.11mmol, 0.81g) according to the procedure described for Example 13 Step 2. Reaction conditions: overnight at 50°C. The crude product was purified by silica gel chromatography (AIT Flashsmart preppacked column SiO<sub>2</sub> 30g, cyclohexane/AcOEt 85/15) to afford 4-(4-methoxyphenethyl)isoquinoline (1.33mmol, 0.35g, 43%) as a yellow oil.

LC (XTerra RP<sub>18</sub>, 3.5µm, 3.0x50mm Column): RT = 3.26min; MS *m/z* (CI) [MH]<sup>+</sup> = 264.

25

**Step 3 : 4-(4-Methoxyphenethyl)isoquinoline-N-oxide**

According to Scheme 29 Step 3: The title compound was prepared from 4-(4-methoxyphenethyl)isoquinoline (1eq, 1.33mmol, 0.35g) according to the procedure described for Example 38 Step 1. The crude product was used without being purified

and yielded 4-(4-methoxyphenethyl)isoquinoline-N-oxide (1.33mmol, 0.37g, 100%) as an orange solid.

*Step 4 : 4-(4-Methoxyphenethyl)isoquinolin-1(2H)-one*

- 5 According to Scheme 29 Step 4: The title compound was prepared from 4-(4-methoxyphenethyl)isoquinoline-N-oxide (1eq, 1.33mmol, 0.37g) according to the procedure described for Example 38 Step 2. The crude product was used without being purified and yielded 4-(4-methoxyphenethyl)isoquinolin-1(2H)-one (0.36mmol, 0.10g, 27%) as a brown solid.

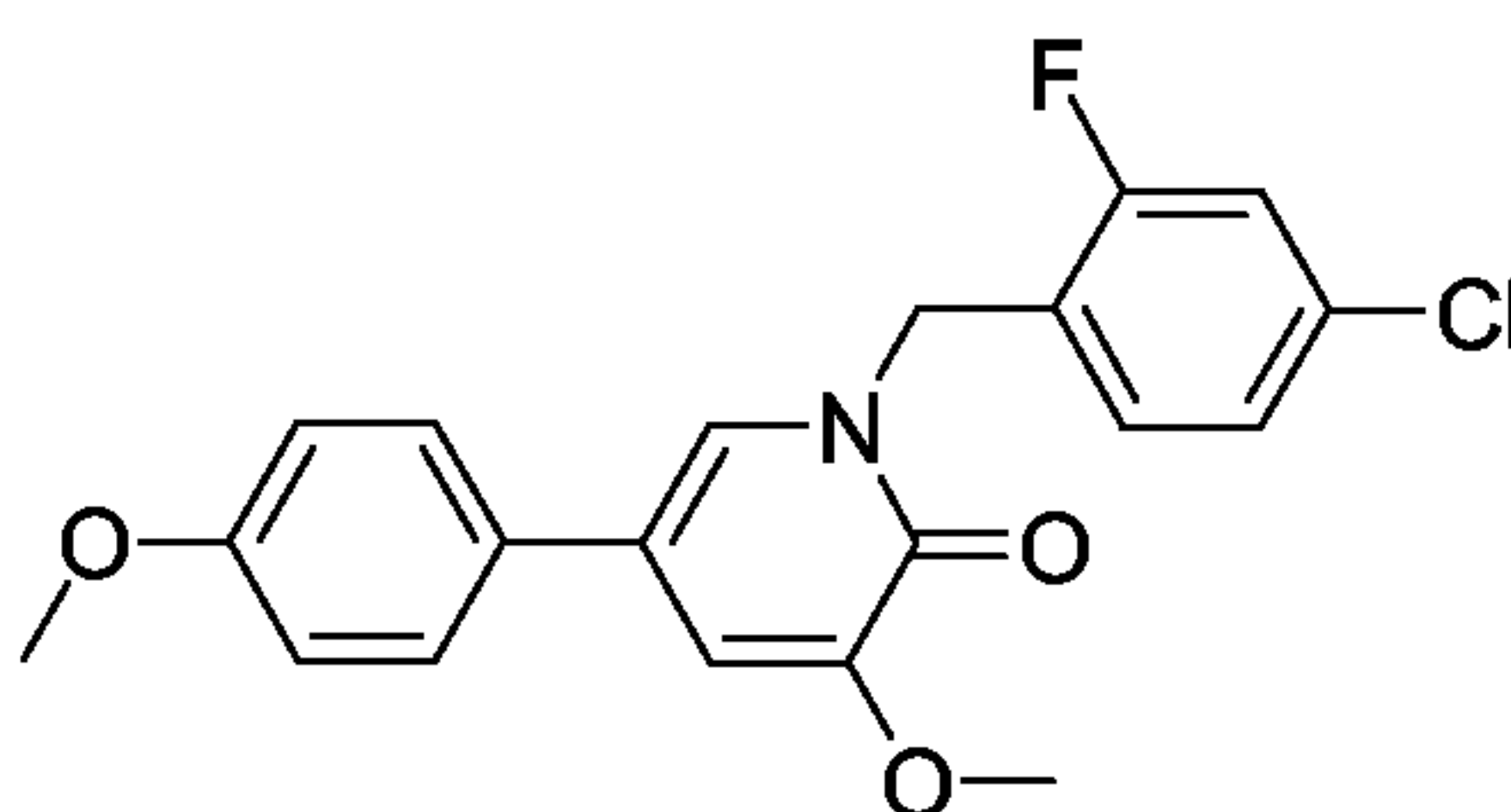
10

*Step 5 : 4-(4-Methoxyphenethyl)-2-propylisoquinolin-1(2H)-one*

- According to Scheme 29 Step 5: The title compound was prepared from 4-(4-methoxyphenethyl)isoquinolin-1(2H)-one (1eq, 0.36mmol, 0.10g) 1-bromopropane (1.5eq, 0.54mmol, 49μL) according to the procedure described for Example 1 Step 2.
- 15 Reaction conditions: microwaved at 180°C for 15min. The crude product was purified by flash chromatography over silica gel (AIT Flashsmart prepac column 25g SiO<sub>2</sub>) using CH<sub>2</sub>Cl<sub>2</sub>/MeOH 99.5/0.5 to afford 4-(4-methoxyphenethyl)-2-propylisoquinolin-1(2H)-one (47μmol, 15mg, 13%) as an orange oil.

- LC (XTerra RP<sub>18</sub>, 3.5μm, 3.0x50mm Column): RT = 4.89min; MS *m/z* (CI) [MH]<sup>+</sup> = 322; <sup>1</sup>H NMR (300 MHz, CDCl<sub>3</sub>) δ 0.83 (t, J=7.4Hz, 3H), 1.55-1.70 (m, 2H), 2.75-2.90 (4H), 3.72 (s, 3H), 3.81 (t, J=7.3Hz, 2H), 6.60 (s, 1H), 6.75 (d, J=8.7Hz, 2H), 6.97 (d, J=8.6Hz, 2H), 7.40-7.50 (m, 1H), 7.62-7.68 (m, 2H), 8.40-8.45 (m, 1H).

- EXAMPLE 40 : 1-(4-Chloro-2-fluorobenzyl)-3-methoxy-5-(4-methoxyphenyl)pyridin-2(1H)-one (Final Compound 9-10)**
- 25





*Step 1 : 5-Bromo-2,3-dimethoxypyridine*

The title compound was prepared from 2,3-dimethoxypyridine (1eq, 7.19mmol, 1.00g) according to the procedure described for Example 1 Step 1. Reaction conditions: 48 hours at room temperature. The crude product was purified by flash chromatography over silica gel (AIT Flashsmart prepacked column 25g SiO<sub>2</sub>) using cyclohexane/AcOEt 96/4 to afford 5-bromo-2,3-dimethoxypyridine (3.81mmol, 0.83g, 53%).

*Step 2 : 2,3-Dimethoxy-5-(4-methoxyphenyl)pyridine*

According to Scheme 4 Method B: The title compound was prepared from 5-bromo-2,3-dimethoxypyridine (1eq, 1.83mmol, 0.40g) and 4-methoxyphenyl boronic acid (1eq, 1.83mmol, 0.28g) according to the procedure described for Example 1 Step 3. The crude product was purified by flash chromatography on silica gel using cyclohexane/AcOEt 90/10 as eluent to afford the title compound 2,3-dimethoxy-5-(4-methoxyphenyl)pyridine (0.82mmol, 0.20g, 45%) was obtained.

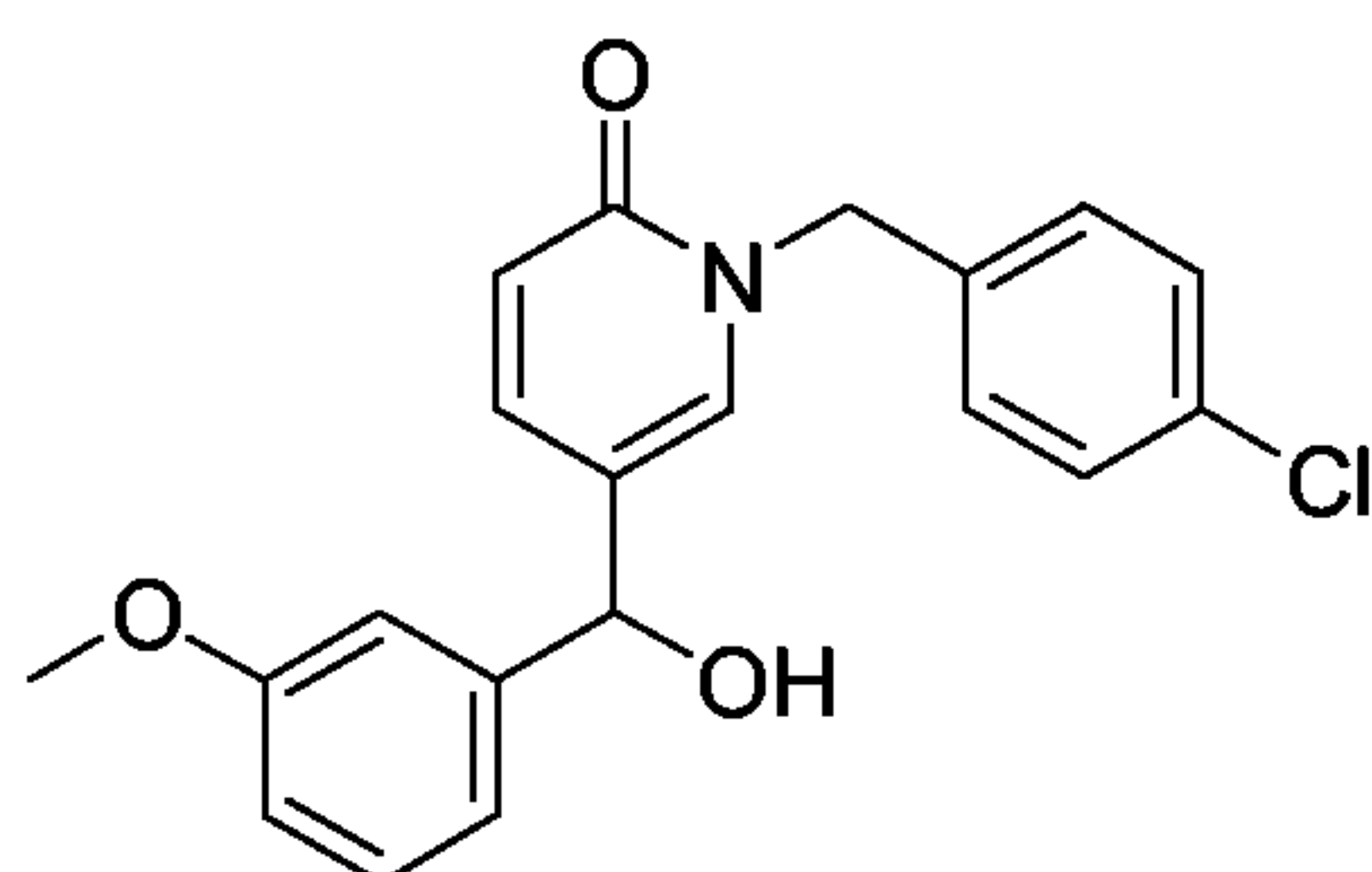
LC (XTerra RP<sub>18</sub>, 3.5µm, 3.0x50mm Column): RT = 4.27 min; MS *m/z* (CI) [MH]<sup>+</sup> = 246.

*Step 3 : 1-(4-Chloro-2-fluorobenzyl)-3-methoxy-5-(4-methoxyphenyl)pyridin-2(1H)-one*

According to Scheme 4 Step 1: The title compound was prepared from 2,3-dimethoxy-5-(4-methoxyphenyl)pyridine (1eq, 0.41mol, 0.10g) and 1-(bromomethyl)-4-chloro-2-fluorobenzene (2eq, 0.82mmol, 0.18g) according to the procedure described for Example 6 Step 2. Reaction conditions: 14 hours at 80°C in acetonitrile. The crude product was purified by silica gel chromatography (AIT Flashsmart prepacked column 10g SiO<sub>2</sub>) using cyclohexane/AcOEt 70/30 to 50/50 as eluent to afford 1-(4-Chloro-2-fluorobenzyl)-3-methoxy-5-(4-methoxyphenyl)pyridin-2(1H)-one (0.24mmol, 0.09g, 59%).

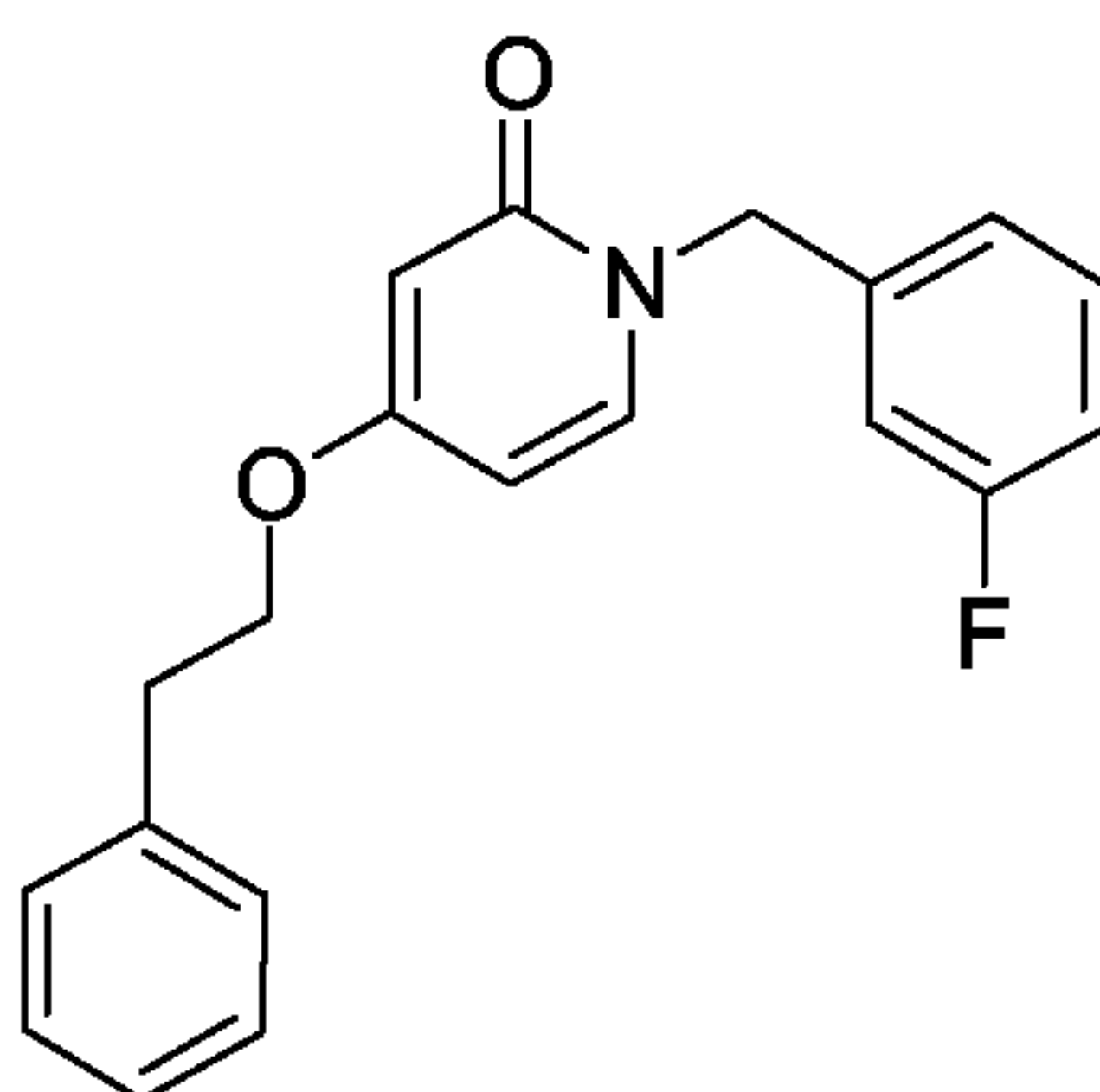
LC (XTerra RP<sub>18</sub>, 3.5µm, 3.0x50mm Column): RT = 4.53min; MS *m/z* (CI) [MH]<sup>+</sup> = 374, 376; <sup>1</sup>H NMR (300MHz, CDCl<sub>3</sub>) δ 3.83 (s, 3H), 3.87 (s, 3H), 5.22 (s, 2H), 6.82 (d, J=2.3Hz, 1H), 6.95 (d, J=8.7Hz, 2H), 7.07-7.12 (m, 2H), 7.13-7.15 (m, 1H), 7.32 (d, J=9.0Hz, 2H), 7.47-7.55 (m, 1H).

**EXAMPLE 41 : 1-(4-Chlorobenzyl)-5-(hydroxy(3-methoxyphenyl)methyl)pyridin-2(1*H*)-one (Final Compound 3-10)**



- 5 According to Scheme 7 Method B: A solution of 3-methoxybenzylmagnesium bromide (1.2eq, 1.00mmol, 1.00mL) was added dropwise to a solution of 1-(4-chlorobenzyl)-1,6-dihydro-6-oxopyridine-3-carbaldehyde (1eq, 1.21mmol, 0.30g, Example 10 Step 1) in THF (15mL) at -78°C under a nitrogen atmosphere. The reaction mixture was stirred for 14 hours at room temperature. The resulting mixture was poured onto ice and
- 10 extracted with CH<sub>2</sub>Cl<sub>2</sub>. The organic layer was dried over MgSO<sub>4</sub>, filtered and evaporated. Purification by flash chromatography (AIT Flashsmart preppacked column 25g SiO<sub>2</sub>, CH<sub>2</sub>Cl<sub>2</sub>/AcOEt 80/20 to 70/30) afford 1-(4-chlorobenzyl)-5-(hydroxy(3-methoxyphenyl)methyl)pyridin-2(1*H*)-one (0.64mmol, 0.28g, 64%) as a yellow semi-solid.
- 15 LC (XTerra RP<sub>18</sub>, 3.5μm, 3.0x50mm Column): RT = 3.76 min; MS *m/z* ES<sup>+</sup> = 356, 358; <sup>1</sup>H NMR (500MHz, CDCl<sub>3</sub>) δ 2.13 (d, J=3.4Hz, 1H), 3.80 (s, 3H), 5.09 (s, 2H), 5.56 (d, J=3.5Hz, 1H), 6.57 (d, J=9.4Hz, 1H), 6.84-6.90 (3H), 7.22-7.35 (5H).

**EXAMPLE 42 : 1-(3-Fluorobenzyl)-4-phenethoxy pyridin-2(1*H*)-one (Final Compound 7-03)**

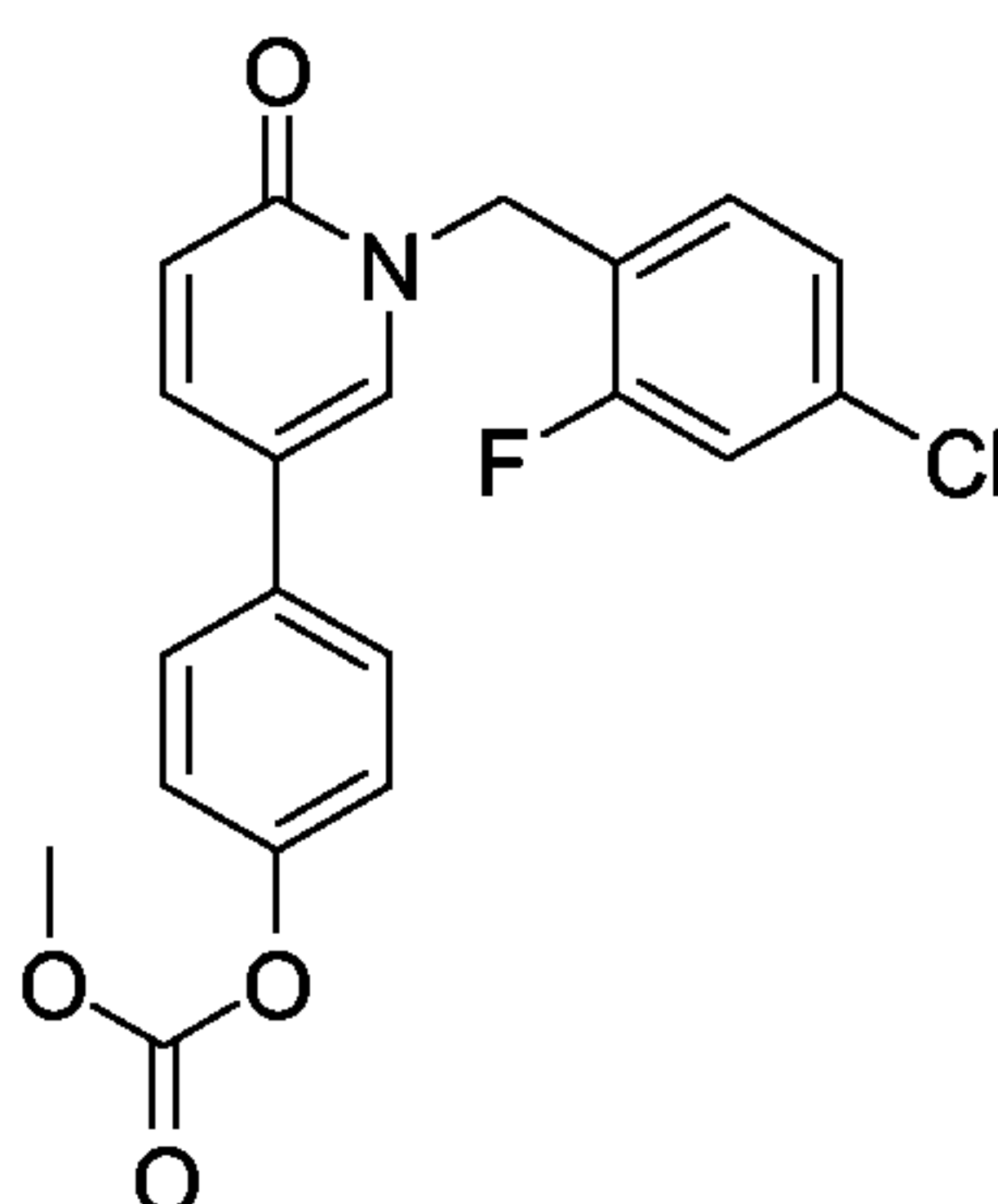




According to Scheme 13 Method A: The title compound was prepared from 1-(3-fluorobenzyl)-4-hydroxypyridin-2(1*H*)-one (1eq, 0.23mmol, 0.05g, Example 19 Step 2) and 1-(2-bromoethyl)benzene (2eq, 0.46mmol, 0.06mL) according to the procedure described for Example 1 Step 2. Microwave conditions: 180°C for 900s in acetonitrile (2mL). The crude product was purified by flash chromatography over silica gel (AIT Flashsmart prepacked column 25g SiO<sub>2</sub>) using CH<sub>2</sub>Cl<sub>2</sub>/AcOEt 80/20 and by recrystallization in pentane to afford 1-(3-fluorobenzyl)-4-phenethoxypyridin-2(1*H*)-one (0.13mmol, 43mg, 58%) as a white solid.

M.p.: 93°C; LC (XTerra RP<sub>18</sub>, 3.5µm, 3.0x50mm Column): RT = 4.41min; MS *m/z* (CI) [MH]<sup>+</sup> = 324; <sup>1</sup>H NMR (500MHz, DMSO-*d*<sup>6</sup>) δ 3.00 (t, J=6.7Hz, 2H), 4.18 (t, J=6.7Hz, 2H), 5.01 (s, 2H), 5.84 (d, J=2.7Hz, 1H), 5.95 (dd, J=2.7Hz and 7.6Hz, 1H), 7.03-7.11 (3H), 7.18-7.25 (m, 1H), 7.29 (d, J=4.7Hz, 4H), 7.32-7.38 (m, 1H), 7.66 (d, J=7.6Hz, 1H).

**EXAMPLE 43 : 4-(1-(4-Chloro-2-fluorobenzyl)-6-oxo-1,6-dihydropyridin-3-yl) phenyl methyl carbonate (Final Compound 6-39)**



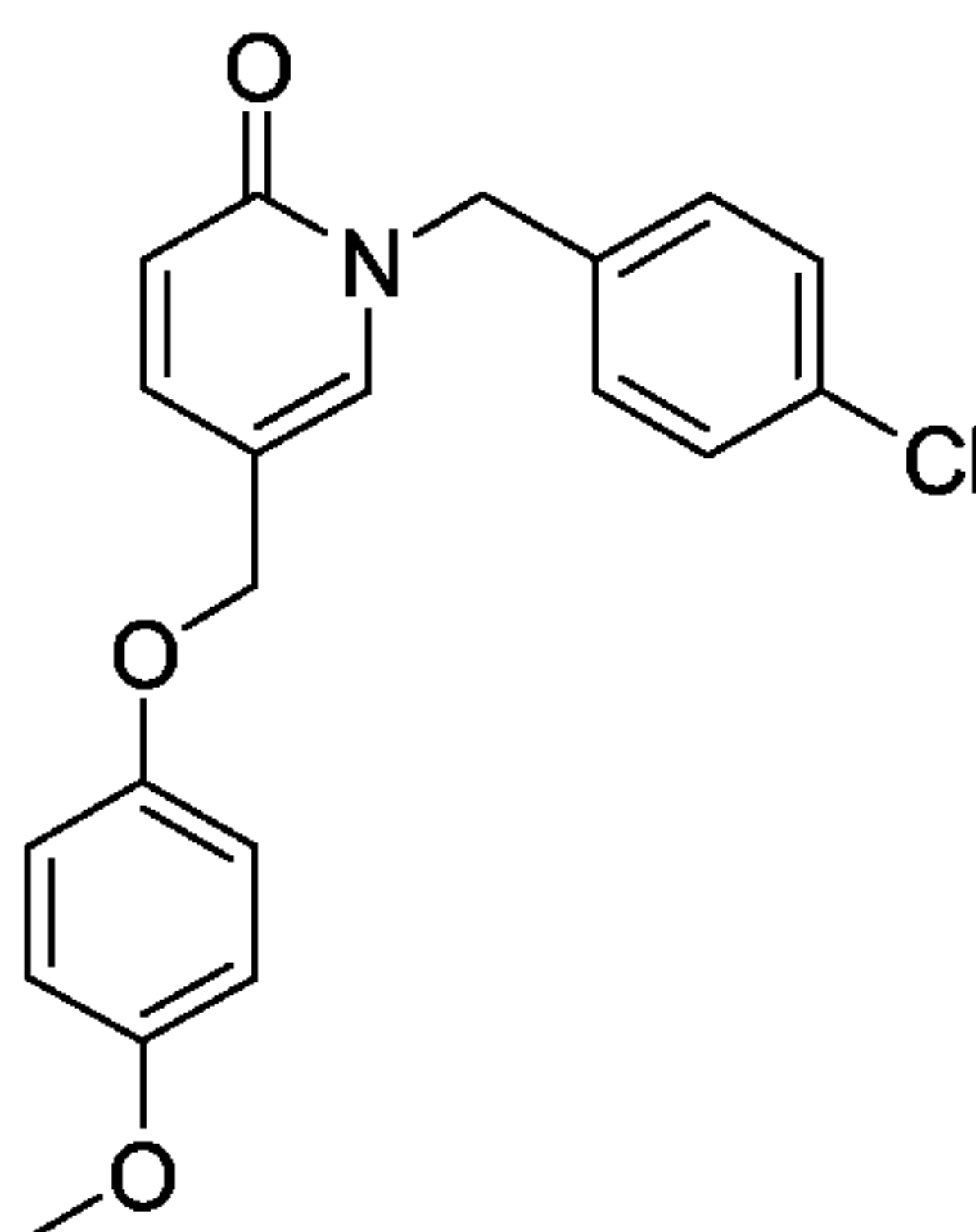
According to Scheme 14 Method B: A suspension of 1-(4-chloro-2-fluorobenzyl)-5-(4-hydroxyphenyl)pyridin-2(1*H*)-one (1eq, 0.61mmol, 0.20g, Example 20 Step 2), K<sub>2</sub>CO<sub>3</sub> (10eq, 6.10mmol, 0.84g) and methylchloroformate (4eq, 2.43mmol, 0.19mL) in THF (10mL) was stirred overnight at room temperature. Water was added to the reaction mixture, then the aqueous phase was extracted with AcOEt. The organic phase was dried over MgSO<sub>4</sub>, filtered and evaporated. The resulting crude oil was purified by flash chromatography over silica gel (AIT Flashsmart prepacked column 10g SiO<sub>2</sub>) using CH<sub>2</sub>Cl<sub>2</sub>/AcOEt 90/10 then was washed with Et<sub>2</sub>O and was dried to afford 4-(1-(4-

chloro-2-fluorobenzyl)-6-oxo-1,6-dihydropyridin-3-yl)phenyl methyl carbonate (0.36mmol, 139mg, 59%) as a white solid.

M.p.: 124°C; LC (XTerra RP<sub>18</sub>, 3.5µm, 3.0x50mm Column): RT = 4.28min; MS *m/z* (CI) [MH]<sup>+</sup> = 388, 390; <sup>1</sup>H NMR (300MHz, CDCl<sub>3</sub>) δ 3.84 (s, 3H), 5.19 (s, 2H), 6.53 (d, J=9.6Hz, 1H), 7.17-7.27 (m, 2H), 7.27-7.33 (3H), 7.45 (dd, J=2.1Hz and 9.9Hz, 1H), 7.58-7.66 (m, 2H), 7.88 (dd, J=2.7Hz and 9.9Hz, 1H), 8.23 (d, J=2.7Hz, 1H).

**EXAMPLE 44 : 1-(4-Chlorobenzyl)-5-((4-methoxyphenoxy)methyl)pyridin-2(1*H*)-one (Final Compound 16-02)**

10



*Step 1 : 1-(4-Chlorobenzyl)-5-(hydroxymethyl)pyridin-2(1*H*)-one*

According to Scheme 16 Method B: A solution of 1-(4-chlorobenzyl)-6-oxo-1,6-dihydropyridine-3-carbaldehyde (1eq, 1.41mmol, 0.35g, Example 10 Step 1) and DIBAL (3eq, 4.20mmol, 4.20mL) in THF (5mL) was stirred for 30 min. at -78°C and 1 hour at room temperature. After addition of AcOEt, the reaction mixture was diluted with water. The organic layer was washed with saturated NH<sub>4</sub>Cl solution, dried over Na<sub>2</sub>SO<sub>4</sub>, filtered through celite and evaporated. The resulting crude residue was purified by silica gel chromatography (AIT Flashsmart prepac column 25g SiO<sub>2</sub>) using CH<sub>2</sub>Cl<sub>2</sub>/MeOH 95/5 to afford 1-(4-chlorobenzyl)-5-(hydroxymethyl)pyridin-2(1*H*)-one (0.45mmol, 0.11g, 32%) as an orange oil.

20

LC (XTerra RP<sub>18</sub>, 3.5µm, 3.0x50mm Column): RT = 2.86min; MS *m/z* (CI) [MH]<sup>+</sup> = 250, 252.



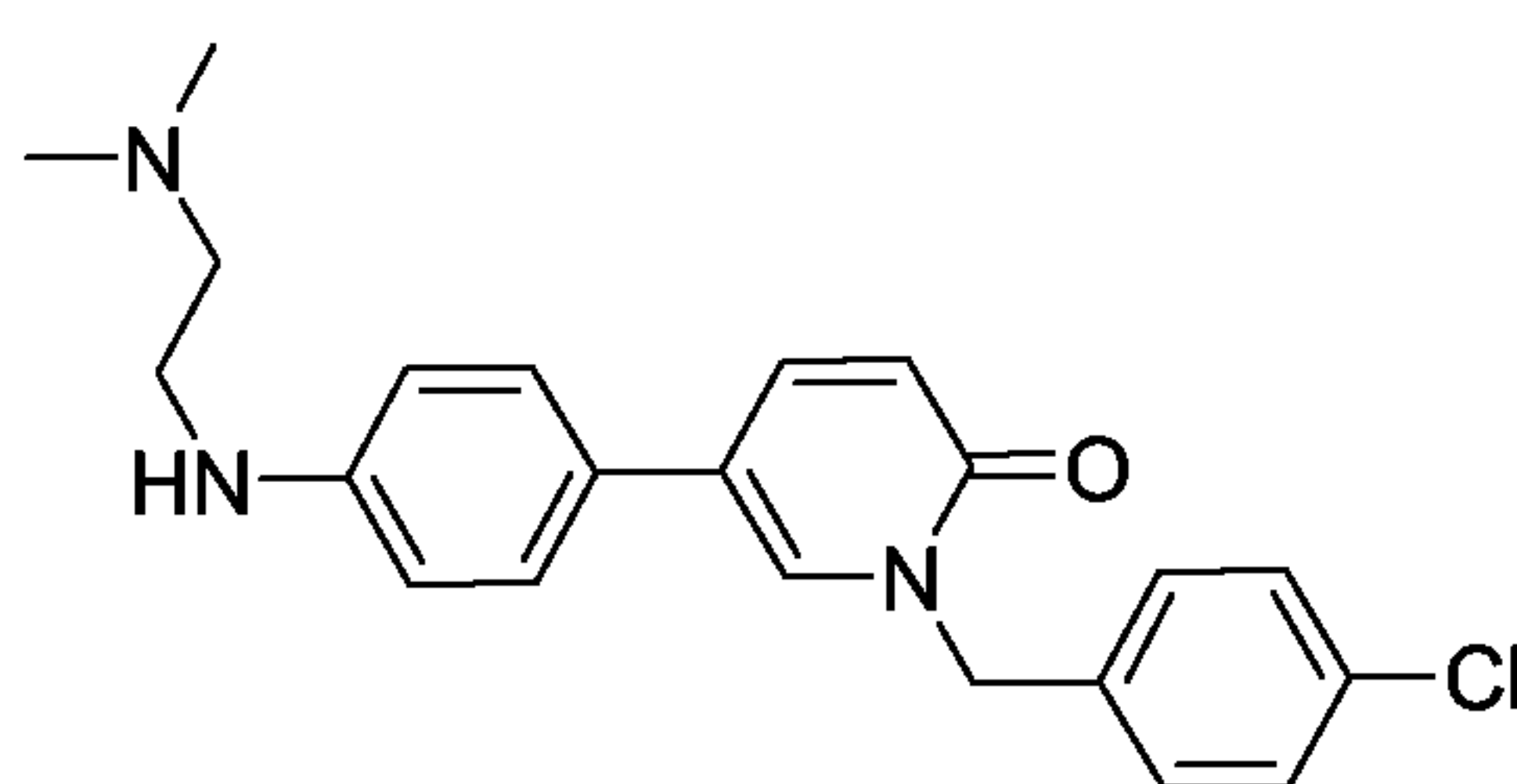
*Step 2 : 1-(4-Chlorobenzyl)-5-((4-methoxyphenoxy)methyl)pyridin-2(1H)-one*

According to Scheme 16 Method B: 4-Methoxyphenol (1.5eq, 0.68mmol, 84.3mg), PPh<sub>3</sub> (2.0eq, 0.91mmol, 0.30g) and DEAD (2eq, 0.91mmol, 0.16g) were added to a solution of 1-(4-chlorobenzyl)-5-(hydroxymethyl)pyridin-2(1H)-one (1eq, 0.45mmol, 0.11g) in THF (5mL). The reaction mixture was stirred overnight at room temperature. After evaporation of the solvent, the reaction mixture was diluted with water. The organic layer was washed with saturated NaHCO<sub>3</sub> solution, dried over Na<sub>2</sub>SO<sub>4</sub>, filtered and evaporated. The crude product was purified by silica gel chromatography (AIT Flashsmart preppacked column 25g SiO<sub>2</sub>) using cyclohexane/AcOEt 80/20 to afford 1-(4-chlorobenzyl)-5-((4-methoxyphenoxy)methyl)pyridin-2(1H)-one (0.19mmol, 0.07g, 42%) as a white solid.

M.p.: 114°C. LC (XTerra RP<sub>18</sub>, 3.5µm, 3.0x50mm Column): RT = 4.36min; MS *m/z* (CI) [MH]<sup>+</sup> = 356, 358. <sup>1</sup>H NMR (500MHz, DMSO-d<sub>6</sub>) δ 3.69 (s, 3H), 4.74 (s, 2H), 5.07 (s, 2H), 6.45 (d, J=9.3Hz, 1H), 6.82-6.87 (m, 2H), 6.88-6.93 (m, 2H), 7.29 (d, J=8.5Hz, 2H), 7.40 (d, J=8.5Hz, 2H), 7.52 (dd, J=2.5Hz and 9.0Hz, 1H), 7.93 (d, J=2.3Hz, 1H).

**EXAMPLE 45 : 1-(4-Chlorobenzyl)-5-(4-(2-(dimethylamino)ethylamino)phenyl)pyridin-2(1H)-one (Final Compound 2-50)**

20



*Step 1 : tert-Butyl 4-(1-(4-chlorobenzyl)-6-oxo-1,6-dihydropyridin-3-yl)phenyl carbamate*

According to Scheme 19 Step 1: A suspension of 1-(4-chlorobenzyl)-5-bromopyridin-2(1H)-one (3.35mmol, 1.00g, Example 2 Step 1), N-*tert*-butoxycarbonyl-4-aminophenylboronic acid (6.03mmol, 1.42g), Pd(PPh<sub>3</sub>)<sub>4</sub> (0.17mmol, 195mg), Na<sub>2</sub>CO<sub>3</sub> (13.4mmol, 1.42g) in DME (20mL) and H<sub>2</sub>O (5mL) was degassed to remove the oxygen. The mixture was heated at 85°C for 20 hours. The resulting suspension was filtered off and the filtrate was washed with CH<sub>2</sub>Cl<sub>2</sub>. The organic solvent was

separated, dried (Na<sub>2</sub>SO<sub>4</sub>) and the solvent was evaporated under reduced pressure. The residue was purified in a manifold (vac.) using a Sep-Pak silica cartridge CH<sub>2</sub>Cl<sub>2</sub>/MeOH(NH<sub>3</sub>)sat. 98/2. The product fractions were collected and the solvent was evaporated to yield the title compound (627mg, 46%).

5

*Step 2 : tert-Butyl 4-(1-(4-chlorobenzyl)-6-oxo-1,6-dihydropyridin-3-yl)phenyl(2-(dimethylamino)ethyl)carbamate*

According to Scheme 19 Step 4: *tert*-Butyl 4-(1-(4-chlorobenzyl)-6-oxo-1,6-dihydropyridin-3-yl)phenylcarbamate (0.34mmol 0.14g) was dissolved in dry THF  
10 (4mL) and the resulting solution was cooled at 0°C. Then, NaH (60% mineral oil; 1.02mmol, 40.8mg) was added, the mixture was stirred at 0°C for 10 minutes, warmed at room temperature and stirred for 30 minutes. After, N,N-dimethylaminoethyl chloride (0.69mmol) and KI (0.34mmol, 57.0mg) were added and the reaction mixture was heated at 90°C for 16 hours. The resulting suspension was taken up in CH<sub>2</sub>Cl<sub>2</sub>,  
15 washed with water, washed with brine, filtered off and the filtrate was washed with CH<sub>2</sub>Cl<sub>2</sub>. The organic solvent was separated, dried (Na<sub>2</sub>SO<sub>4</sub>) and the solvent was evaporated under reduced pressure. The residue was purified in a manifold (vac.) using a Sep-Pak silica cartridge (CH<sub>2</sub>Cl<sub>2</sub>/MeOH(NH<sub>3</sub>)sat. 95/5). The product fractions were collected and the solvent was evaporated to yield *tert*-butyl 4-(1-(4-chlorobenzyl)-6-  
20 oxo-1,6-dihydropyridin-3-yl)phenyl(2-(dimethylamino)ethyl)carbamate (87.9mg)

*Step 3 : 1-(4-Chlorobenzyl)-5-(4-(2-(dimethylamino)ethylamino)phenyl)pyridin-2(1H)-one*

According to Scheme 19 Step 5: *tert*-Butyl 4-(1-(4-chlorobenzyl)-6-oxo-1,6-dihydropyridin-3-yl)phenyl(2-(dimethylamino)ethyl)carbamate (0.16mmol, 79.0mg)  
25 was dissolved in dry CH<sub>2</sub>Cl<sub>2</sub> (30mL). Then TFA (7mL) was added dropwise and the resulting solution was stirred at room temperature for 3 hours. Then the solvent was evaporated under reduced pressure and the resulting residue thus obtained was resulting suspension was taken up in CH<sub>2</sub>Cl<sub>2</sub>, washed with a saturated aqueous NaHCO<sub>3</sub>  
30 solution. The organic solvent was separated, dried (Na<sub>2</sub>SO<sub>4</sub>) and the solvent was evaporated under reduced pressure. The residue was purified in a manifold (vac.) using a Sep-Pak silica cartridge CH<sub>2</sub>Cl<sub>2</sub>/MeOH(NH<sub>3</sub>)sat. 95/5. The product fractions were

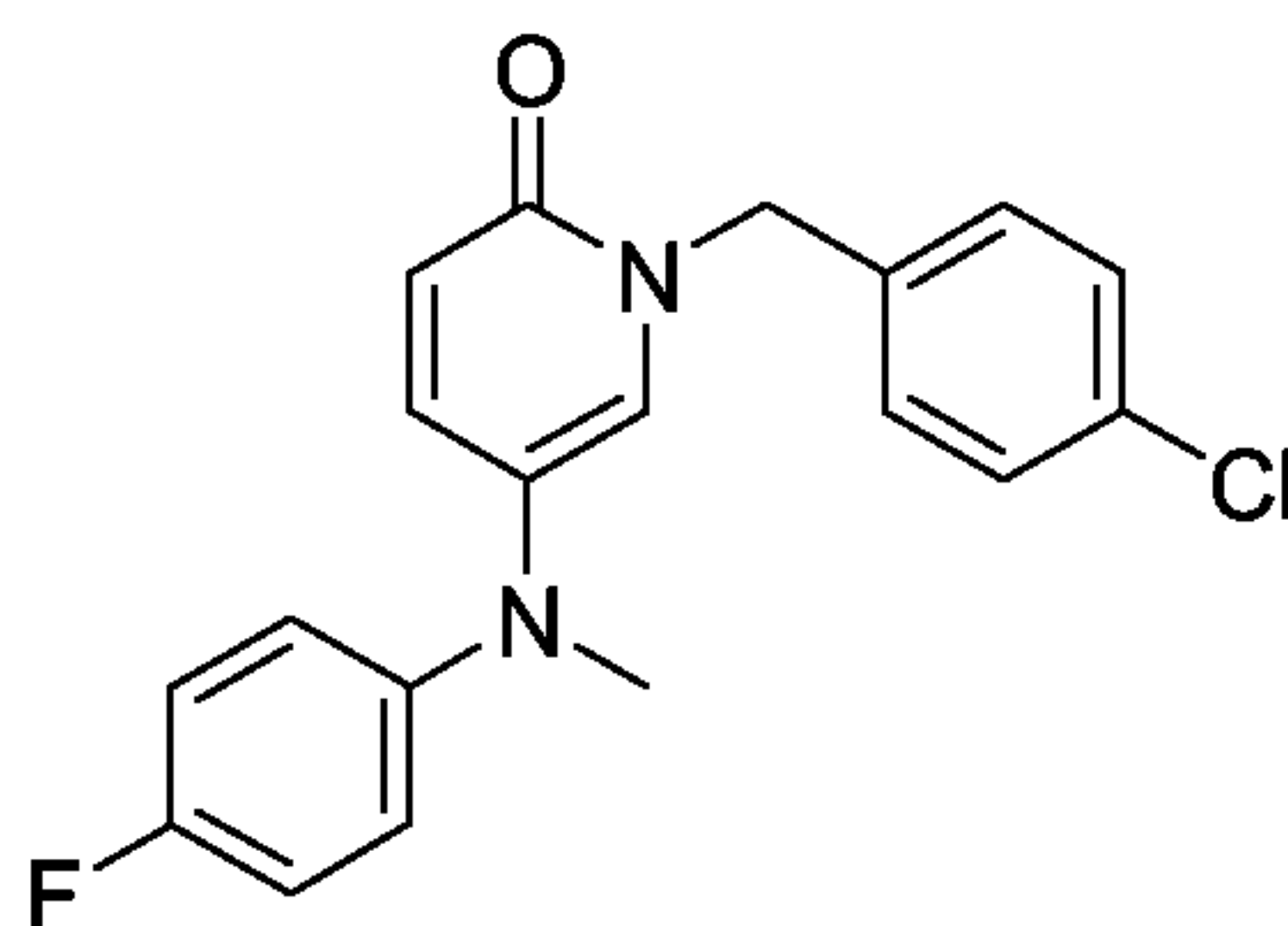


collected and the solvent was evaporated to yield 1-(4-chlorobenzyl)-5-(4-(2-(dimethylamino)ethylamino)phenyl)pyridin-2(1*H*)-one (16.4mg, 26%)

LC (ACE Column): RT = 3.23min; MS *m/z* (CI) [MH]<sup>+</sup> = 382; <sup>1</sup>H NMR (400 MHz, CDCl<sub>3</sub>) δ 7.58 (dd, 1H, *J*=9.5, 2.6 Hz); 7.34 (d, 1H, *J*=2.6 Hz); 7.26-7.33 (m, 4H); 7.17 (d, 2H, *J*=8.7 Hz); 6.67 (d, 1H, *J*=9.5 Hz); 6.64 (d, 2H, *J*=8.4 Hz); 5.15 (s, 2H); 4.43 (s, 1H); 3.16 (t, 2H, *J*=5.8 Hz); 2.58 (t, 2H, *J*=5.8 Hz); 2.27 (s, 6H).

**EXAMPLE 46 : 1-(4-Chlorobenzyl)-5-((4-fluorophenyl)(methyl)amino)pyridin-2(1*H*)-one (Final Compound 3-21)**

10



*Step 1 : N-(4-Fluorophenyl)-6-methoxy-N-methylpyridin-3-amine*

According to Scheme 22 Method B: To a mixture of 5-bromo-2-methoxypyridine (1eq, 1.06mmol, 0.14mL), KOtBu (1.5eq, 1.60mmol, 0.18g), Pd(OAc)<sub>2</sub> (0.02eq, 21μmol, 48mg), BINAP (0.04eq, 42μmol, 26mg) in degassed DMF (1.5mL) was added 4-fluoro-N-methylbenzenamine (1.2eq, 1.28mmol, 0.14mL). The reaction mixture was microwaved at 130°C for 5min. The reaction mixture was quenched with water and the aqueous phase was extracted with AcOEt. The organic fraction was washed brine, dried over Na<sub>2</sub>SO<sub>4</sub>, filtered and concentrated under reduced pressure. The crude product was purified by silica gel chromatography (AIT Flashsmart prepacked column 15g SiO<sub>2</sub>, CH<sub>2</sub>Cl<sub>2</sub>/AcOEt 90/10) to afford N-(4-fluorophenyl)-6-methoxy-N-methylpyridin-3-amine (0.08mmol, 20mg, 8%) as a yellow oil.

R<sub>f</sub> = 0.45 (CH<sub>2</sub>Cl<sub>2</sub>/AcOEt 80/20); LC (XTerra RP<sub>18</sub>, 3.5μm, 3.0x50mm Column): RT = 2.49min; MS *m/z* (CI) [MH]<sup>+</sup> = 233.

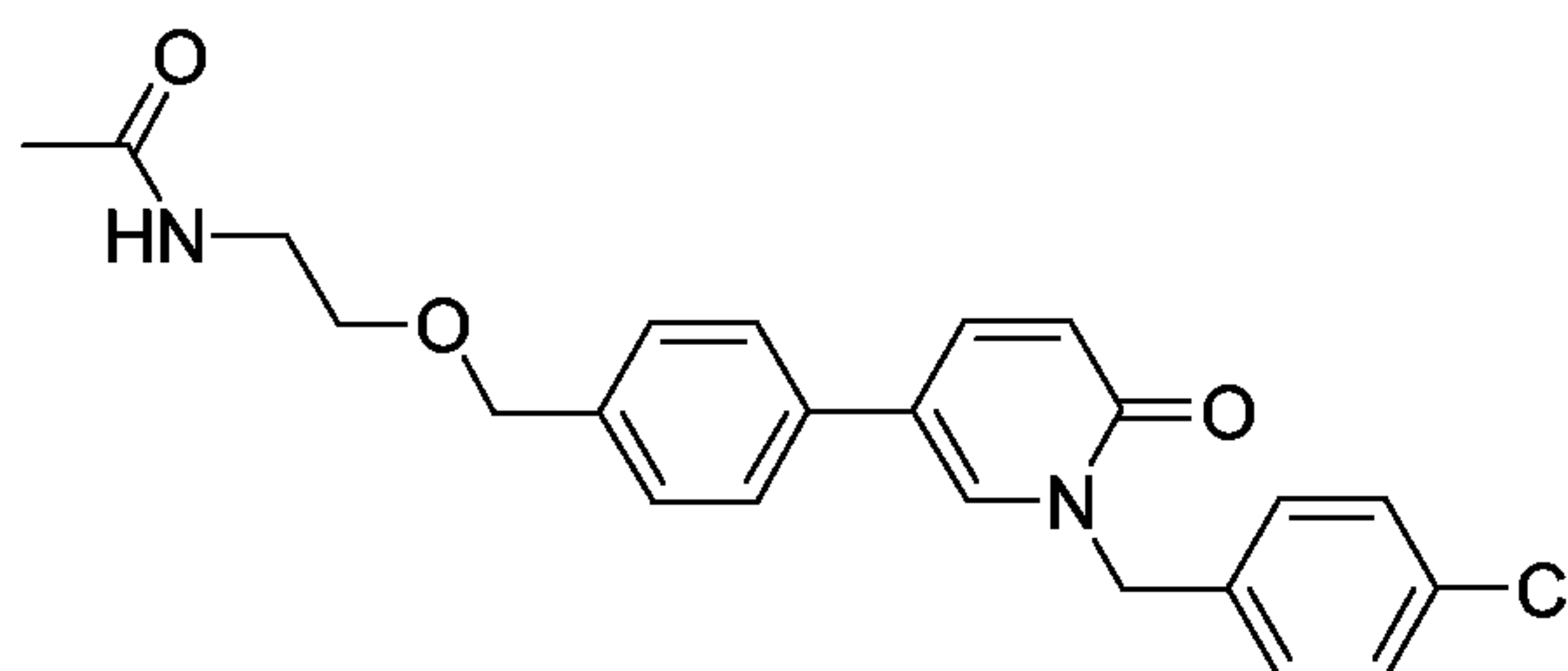
25

*Step 2 : 1-(4-Chlorobenzyl)-5-((4-fluorophenyl)(methyl)amino)pyridin-2(1*H*)-one*

According to Scheme 22 Step 2: The title compound was prepared from N-(4-fluorophenyl)-6-methoxy-N-methylpyridin-3-amine (1eq, 86μmol, 20mg) and 4-

chloro-benzylbromide (1.7eq, 0.15mmol, 30mg) according to the procedure described for Example 6 Step 2. Reaction conditions: 12 hours at 80°C in acetonitrile. The crude product was purified by silica gel chromatography (AIT Flashsmart preppacked column 10g SiO<sub>2</sub>) using CH<sub>2</sub>Cl<sub>2</sub>/AcOEt 50/50 as eluent to afford 1-(4-chlorobenzyl)-5-((4-fluorophenyl)(methyl)amino)pyridin-2(1*H*)-one (29μmol, 10mg, 34%) as a yellow oil. *R*<sub>f</sub> = 0.20 (CH<sub>2</sub>Cl<sub>2</sub>/AcOEt 90/10); LC (XTerra RP<sub>18</sub>, 3.5μm, 3.0x50mm Column): RT = 4.36min; MS *m/z* (CI) [MH]<sup>+</sup> = 343, 345; <sup>1</sup>H NMR (300MHz, CDCl<sub>3</sub>) δ 3.24 (s, 3H), 5.02 (s, 2H), 5.56 (dd, *J*=2.7Hz and 7.7Hz, 1H), 5.74 (d, *J*=2.7Hz, 1H), 6.92 (d, *J*=7.7Hz, 1H), 7.07-7.12 (m, 2H), 7.13-7.18 (m, 2H), 7.23 (d, *J*=8.4Hz, 2H), 7.30 (d, *J*=8.4Hz, 2H).

**EXAMPLE 47 : *N*-(2-(4-(1-(4-Chlorobenzyl)-6-oxo-1,6-dihydropyridin-3-yl)benzyloxy)ethyl)acetamide (Final Compound 2-42)**



**Step 1 : 1-(4-Chlorobenzyl)-5-(4-(bromomethyl)phenyl)pyridin-2(1*H*)-one**

According to Scheme 25 Step 3: To a solution of 1-(4-chlorobenzyl)-5-(4-(hydroxymethyl)phenyl)pyridin-2(1*H*)-one (1eq, 3.07mmol, 1.00g, Example 35 Step 1) in THF (8mL) were added NBS (1.22eq, 3.74mmol, 0.67g) and PPh<sub>3</sub> (1.20eq, 3.68mmol, 0.97g) at -20°C for 4 hours. After evaporation of the solvent, the crude product was purified by silica gel chromatography (AIT Flashsmart preppacked column 50g SiO<sub>2</sub>) using CH<sub>2</sub>Cl<sub>2</sub>/MeOH 98/2 to afford 1-(4-chlorobenzyl)-5-(4-(bromomethyl)phenyl)pyridin-2(1*H*)-one (2.06mmol, 0.80g, 67%). LC (XTerra RP<sub>18</sub>, 3.5μm, 3.0x50mm Column): RT = 4.71min; MS *m/z* (CI) [MH]<sup>+</sup> = 388, 390.



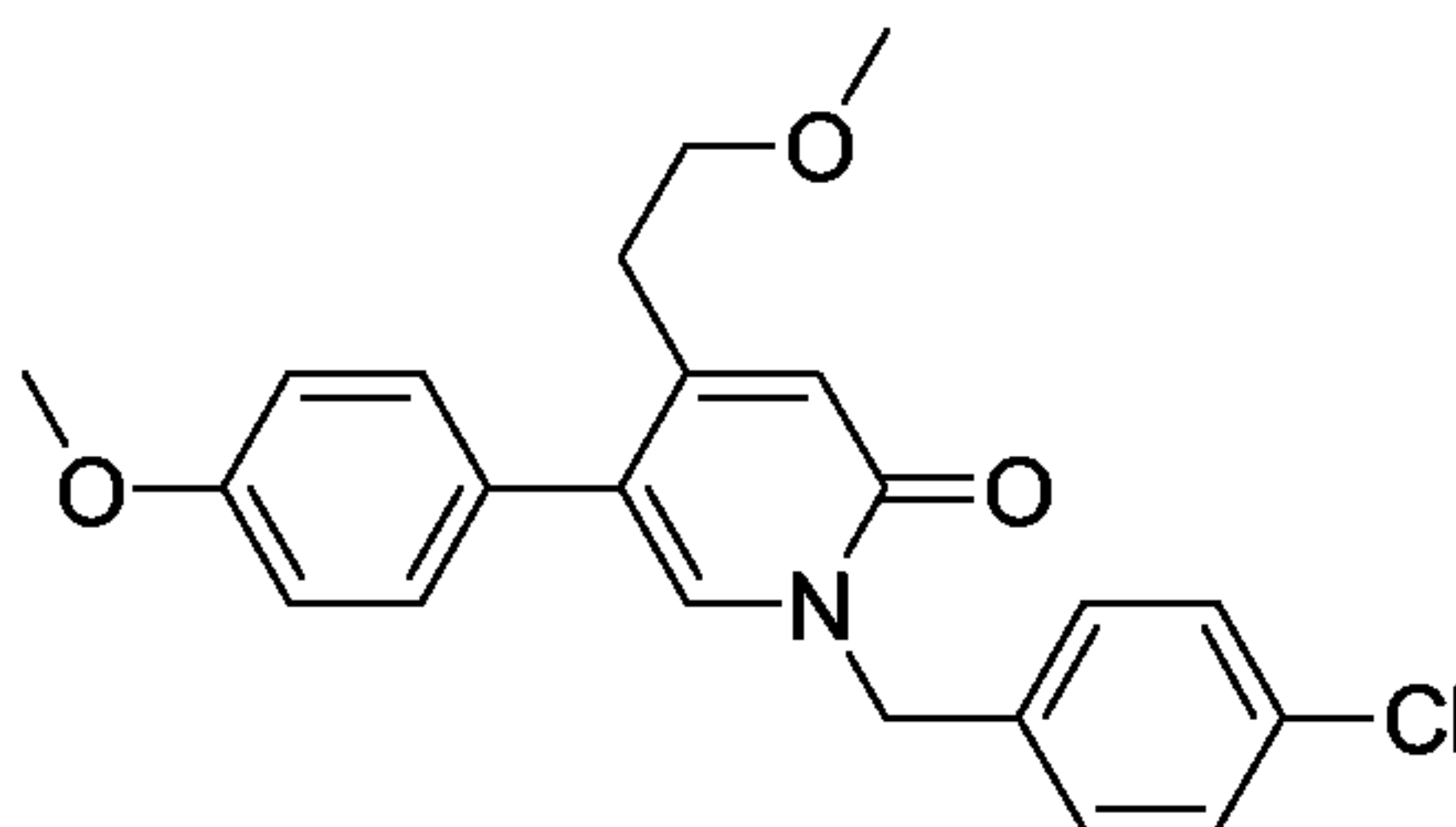
*Step 2 : N-(2-(4-(1-(4-Chlorobenzyl)-6-oxo-1,6-dihydropyridin-3-yl)benzyloxy)ethyl)acetamide*

According to Scheme 25 Step 4: The title compound was prepared from 1-(4-chlorobenzyl)-5-(4-(bromomethyl)phenyl)pyridin-2(1*H*)-one (1eq, 0.26mmol, 0.10g) and (1.5eq, 0.39mmol, 0.04g) according to the procedure described for Example 34 Step 3. The crude product was purified by flash chromatography over silica gel (AIT Flashsmart prepaced column 5g SiO<sub>2</sub>) using CH<sub>2</sub>Cl<sub>2</sub>/MeOH 98/2 as the eluent to afford *N*-(2-(4-(1-(4-chlorobenzyl)-6-oxo-1,6-dihydropyridin-3-yl)benzyloxy)ethyl)acetamide (0.13mmol, 54mg, 51%) as a white solid.

M.p.:152°C; LC (XTerra RP<sub>18</sub>, 3.5µm, 3.0x50mm Column): RT = 3.55min; MS *m/z* (CI) [MH]<sup>+</sup> = 411, 413; <sup>1</sup>H NMR (300MHz, DMSO-d<sub>6</sub>) δ 1.80 (s, 3H), 3.18-3.27 (m, 2H), 3.42 (t, J=6.0Hz, 2H), 4.48 (s, 2H), 5.16 (s, 2H), 6.52 (d, J=9.6Hz, 1H), 7.35-7.42 (6H), 7.56 (d, J=7.8Hz, 2H), 7.86 (dd, J=2.7Hz and 9.6Hz, 2H), 8.28 (d, J= 2.7Hz, 1H).

15

**Example 48 : 1-(4-Chlorobenzyl)-4-(2-methoxyethyl)-5-(4-methoxyphenyl)pyridin-2(1*H*)-one (Final Compound 9-17)**



20 *Step 1 : 2-Methoxy-5-(4-methoxyphenyl)-4-methylpyridine*

According to Scheme 30 Step 1: The title compound was prepared from 5-bromo-2-methoxy-4-methylpyridine (1eq, 15.8mmol, 3.20g) and 4-methoxyphenylboronic acid (1.5eq, 23.8mmol, 3.61g) according to the procedure described for Example 1 Step 3. Reaction conditions: 21 hours at 80°C. The crude product was purified by flash chromatography over silica gel (AIT Flashsmart prepaced column 130g SiO<sub>2</sub>) using AcOEt/MeOH (95/5) as the eluent to afford 2-methoxy-5-(4-methoxyphenyl)-4-methylpyridine (12.8mmol, 2.94g, 81%) as a light yellow solid.

25 LC (Zorbax C<sub>18</sub>, 3.5µm, 4.60x50mm Column): RT = 4.52min; MS *m/z* (CI) [MH]<sup>+</sup> = 230.

*Step 2 : 2-(2-Methoxy-5-(4-methoxyphenyl)pyridin-4-yl)ethanol*

According to Scheme 30 Step 2: To a stirred solution of 2-methoxy-5-(4-methoxyphenyl)-4-methylpyridine (1eq, 10.0mmol, 2.30g) in anhydrous THF (66mL) at -78°C under argon was added dropwise butyl lithium (2.5M, 1.5eq, 15.1mmol, 6.0mL). The reaction mixture was stirred for one hour and then allowed to warm slowly to 0°C and stirred at 0°C for a further 30 minutes. The reaction mixture was then cooled to -78°C and paraformaldehyde (6.07g) was added. The reaction mixture was then allowed to warm to room temperature and was stirred for 2 hours. The reaction was quenched with saturated aqueous NH<sub>4</sub>Cl (30mL), diluted with AcOEt and the aqueous phase was extracted (x3). The combined organic fractions were dried (Na<sub>2</sub>SO<sub>4</sub>), filtered and concentrated under reduced pressure. HCl 3M (15mL) was added to the solution of the crude residue diluted in acetonitrile (10mL). The reaction mixture was stirred for 2 hours at 60°C. The aqueous phase was extracted with Et<sub>2</sub>O, then neutralized with NaHCO<sub>3</sub> (40mL). The aqueous phase was extracted with CH<sub>2</sub>Cl<sub>2</sub>. The combined organic fractions were dried (Na<sub>2</sub>SO<sub>4</sub>), filtered and concentrated under reduced pressure. The crude product was purified by flash chromatography over silica gel (AIT Flashsmart prepac column 20g SiO<sub>2</sub>) using CH<sub>2</sub>Cl<sub>2</sub>/AcOEt (99/1) as the eluent to afford 2-(2-methoxy-5-(4-methoxyphenyl)pyridin-4-yl)ethanol (0.62mmol, 0.16g, 6%) as a colorless oil.

LC (Zorbax C<sub>18</sub>, 3.5µm, 4.6x50mm Column): RT = 3.42min; MS *m/z* (CI) [MH]<sup>+</sup> = 260.

*Step 3 : 1-(4-Chlorobenzyl)-4-(2-hydroxyethyl)-5-(4-methoxyphenyl)pyridin-2(1H)-one*

According to Scheme 30 Step 3: The title compound was prepared from 2-(2-methoxy-5-(4-methoxyphenyl)pyridin-4-yl)ethanol (1eq, 0.62mmol, 0.16g) and 1-(bromomethyl)-4-chlorobenzene (1.5eq, 0.93mmol, 0.19g) according to the procedure described for Example 6 Step 2. Reaction conditions: 19 hours under 90°C. The crude product was purified by silica gel chromatography (AIT Flashsmart prepac column 10g SiO<sub>2</sub>) using CH<sub>2</sub>Cl<sub>2</sub>/MeOH 98/2 as eluent afford 1-(4-chlorobenzyl)-4-(2-hydroxyethyl)-5-(4-methoxyphenyl)pyridin-2(1H)-one (0.22mmol, 82mg, 36%) as a pale yellow solid.



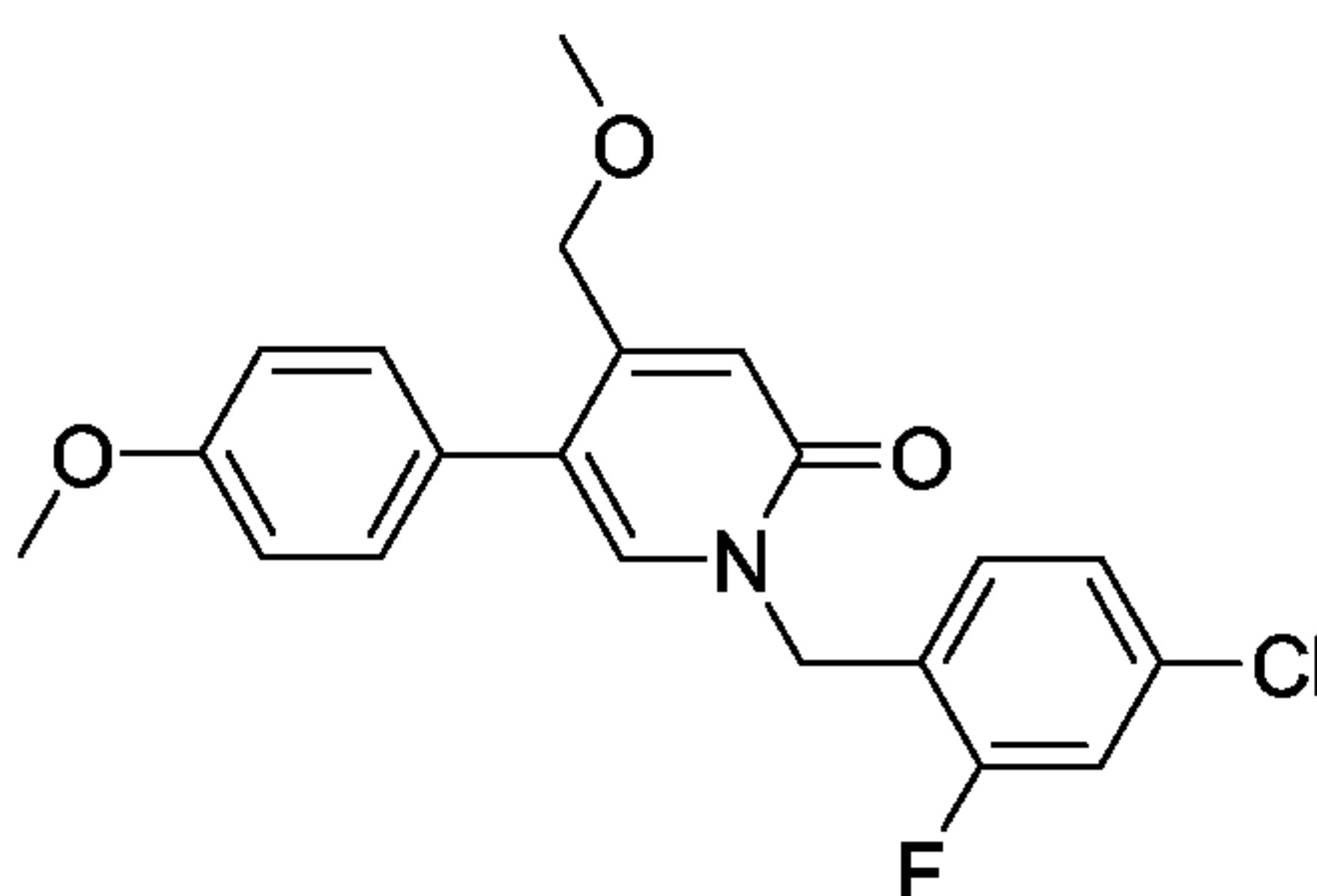
LC (Zorbax C<sub>18</sub>, 3.5μm, 4.6x50mm Column): RT = 3.83min; MS *m/z* (CI) [MH]<sup>+</sup> = 370, 372.

*Step 4 : 1-(4-Chlorobenzyl)-4-(2-methoxyethyl)-5-(4-methoxyphenyl)pyridin-2(1H)-one*

5 According to Scheme 30 Step 4: The title compound was prepared from 1-(4-chlorobenzyl)-4-(2-hydroxyethyl)-5-(4-methoxyphenyl)pyridin-2(1H)-one (1eq, 0.14mmol, 50mg) and iodomethane (3eq, 0.41mmol, 58mg) according to the procedure described for Example 34 Step 3. The product was further purified by flash chromatography over silica gel (AIT Flashsmart prepacked column 5g SiO<sub>2</sub>) using  
10 Et<sub>2</sub>O/pentane 90/10 to afford 1-(4-chlorobenzyl)-4-(2-methoxyethyl)-5-(4-methoxyphenyl)pyridin-2(1H)-one (0.12mmol, 47mg, 91%) as a colorless oil.

LC (Zorbax C<sub>18</sub>, 3.5μm, 4.6x50mm Column): RT = 4.49min; MS *m/z* (CI) [MH]<sup>+</sup> = 384, 386; <sup>1</sup>H NMR (300MHz, CDCl<sub>3</sub>) δ 2.65 (t, J=6.7Hz, 2H), 3.25 (s, 3H), 3.44 (t, J=6.7Hz, 2H), 3.82 (s, 3H), 5.09 (s, 2H), 6.58 (s, 1H), 6.90 (d, J=8.7Hz, 2H), 7.06 (s, 1H), 7.11 (d, J=8.7Hz, 2H), 7.23-7.32 (4H).  
15

**EXAMPLE 49 : 1-(4-Chloro-2-fluorobenzyl)-4-(methoxymethyl)-5-(4-methoxyphenyl)pyridin-2(1H)-one (Final Compound 9-16)**



20

*Step 1 : 4-(Bromomethyl)-2-methoxy-5-(4-methoxyphenyl)pyridine*

According to Scheme 31 Step 2: To a solution of 2-methoxy-5-(4-methoxyphenyl)-4-methylpyridine (2.20mmol, 0.50g, Example 48 Step 1) in CCl<sub>4</sub> (10mL) was added NBS (2eq, 4.40mmol, 0.78g). The reaction was then heated to reflux and subjected to UV  
25 light for 48 hours. The reaction was allowed to cool, filtered and concentrated under reduced pressure to afford crude 4-(bromomethyl)-2-methoxy-5-(4-methoxyphenyl)pyridine (0.70g) as a yellow oil which was used without any purification in the next step.

LC (XTerra RP<sub>18</sub>, 3.5μm, 3.0x50mm Column): RT = 4.87min; MS *m/z* (CI) [MH]<sup>+</sup> = 307, 309.

*Step 2 : 2-Methoxy-4-(methoxymethyl)-5-(4-methoxyphenyl)pyridine*

5 According to Scheme 31 Step 3: The title compound was prepared from 4-(bromomethyl)-2-methoxy-5-(4-methoxyphenyl)pyridine (1eq, 2.30mmol, 0.70g) according to the procedure described for Example 33 Step 1. After work up, 2-methoxy-4-(methoxymethyl)-5-(4-methoxyphenyl)pyridine (0.66mmol, 0.17g) as a light yellow oil.

10 LC (XTerra RP<sub>18</sub>, 3.5μm, 3.0x50mm Column): RT = 4.56min; MS *m/z* (CI) [MH]<sup>+</sup> = 260.

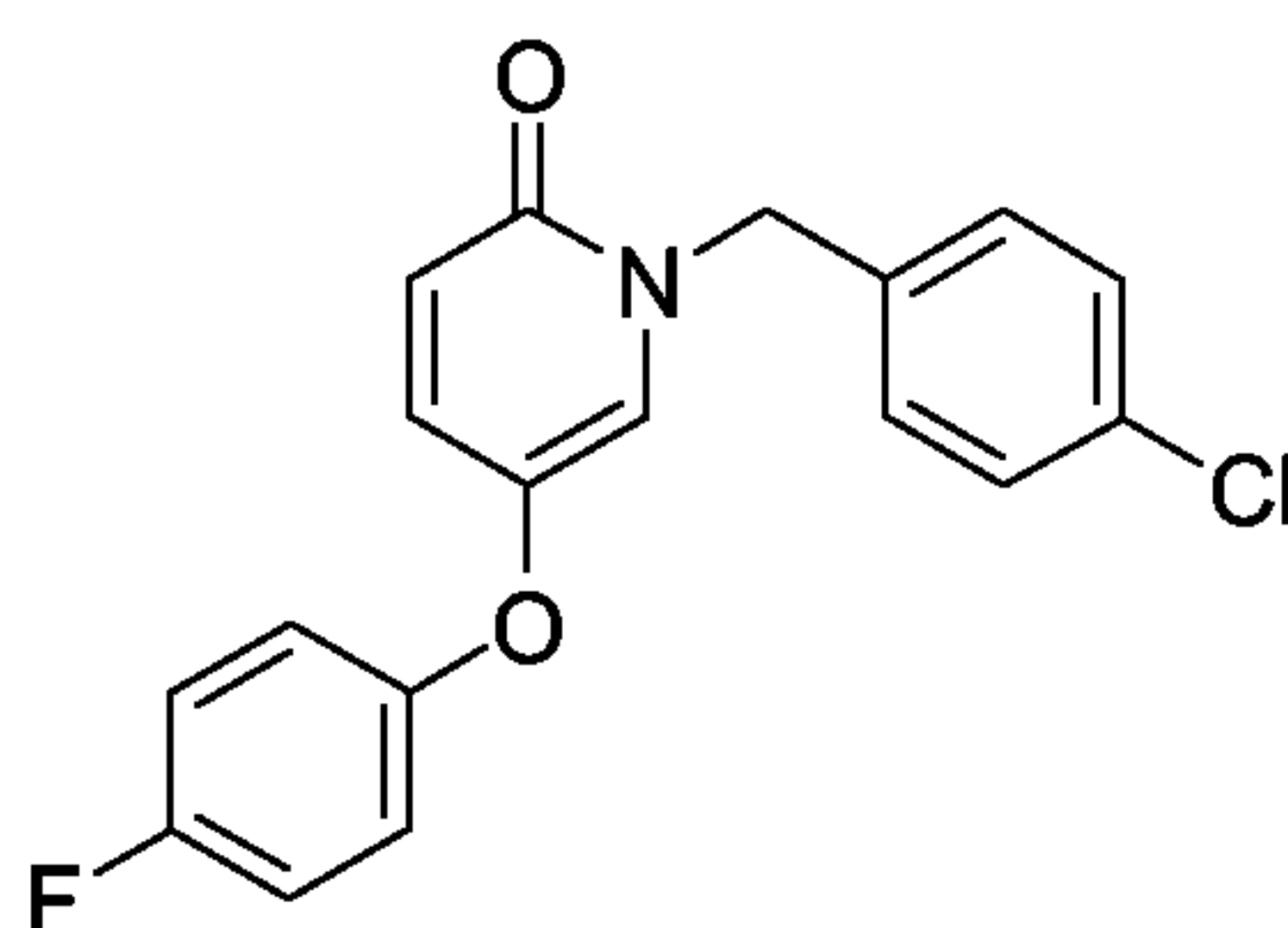
*Step 3 : 1-(4-Chloro-2-fluorobenzyl)-4-(methoxymethyl)-5-(4-methoxyphenyl)pyridin-2(1H)-one*

15 According to Scheme 31 Step 4: The title compound was prepared from 2-methoxy-4-(methoxymethyl)-5-(4-methoxyphenyl)pyridine (1eq, 0.66mmol, 0.17g) and 1-(bromomethyl)-4-chloro-2-fluorobenzene (1.5eq, 0.98mmol, 0.22g) according to the procedure described for Example 6 Step 2. Reaction conditions: 12 hours at 80°C. The crude product was purified by silica gel chromatography (AIT Flashsmart prepaced  
20 column 25g SiO<sub>2</sub>) using CH<sub>2</sub>Cl<sub>2</sub>/MeOH 98/2 as the eluent to afford 1-(4-chloro-2-fluorobenzyl)-4-(methoxymethyl)-5-(4-methoxyphenyl)pyridin-2(1H)-one (5μmol, 2mg, 1%) as yellow oil.

LC (XTerra RP<sub>18</sub>, 3.5μm, 3.0x50mm Column): RT = 3.83min; MS *m/z* (CI) [MH]<sup>+</sup> = 388, 390; <sup>1</sup>H NMR (300MHz, CDCl<sub>3</sub>) δ 1.64 (s, 2H), 2.07 (s, 3H), 3.83 (s, 3H), 5.12 (s,  
25 2H), 6.48 (s, 1H), 6.93 (d, J=9.0Hz, 2H), 7.13-7.28 (m, 5H), 7.40-7.46 (m, 1H).



**EXAMPLE 50 : 1-(4-Chlorobenzyl)-5-(4-fluorophenoxy)pyridin-2(1H)-one (Final Compound 3-13)**



**5 Step 1 : 5-(4-Fluorophenoxy)-2-methoxypyridine**

According to Scheme 32 Method A: 5-Bromo-2-methoxypyridine (5.32mmol, 1.00g), 4-fluorobenzylalcohol (7.98mmol, 0.90g), N,N-dimethylaminoacetic acid (15.9mmol, 1.69g), CuI (5.32mmol, 1.01g), CsCO<sub>3</sub> (12.4mmol, 4.05g) in dioxane (25mL) and DMF (2.5mL) were heated at 150°C for 25 min. under microwave irradiation conditions. Then the cooled crude reaction was filtered off over celite. The filtrate was washed with saturated aqueous NH<sub>4</sub>Cl solution and extracted with AcOEt. The organic layer was separated, dried (Na<sub>2</sub>SO<sub>4</sub>) and the solvent was evaporated under reduced pressure. The residue was purified in a manifold (vac.) using a Sep-Pak silica cartridge (heptane/AcOEt, 80/20). The product fractions were collected and the solvent was evaporated to give a mixture of the desired product contaminated with 4-fluorobenzylalcohol. This residue was taken up in AcOEt and washed with aqueous solution of NaOH 1N. The organic layer was separated, dried (Na<sub>2</sub>SO<sub>4</sub>) and the solvent was evaporated under reduced pressure giving 5-(4-fluorophenoxy)-2-methoxypyridine (520mg, 45%).

20

**Step 2 : 1-(4-Chlorobenzyl)-5-(4-fluorophenoxy)pyridin-2(1H)-one**

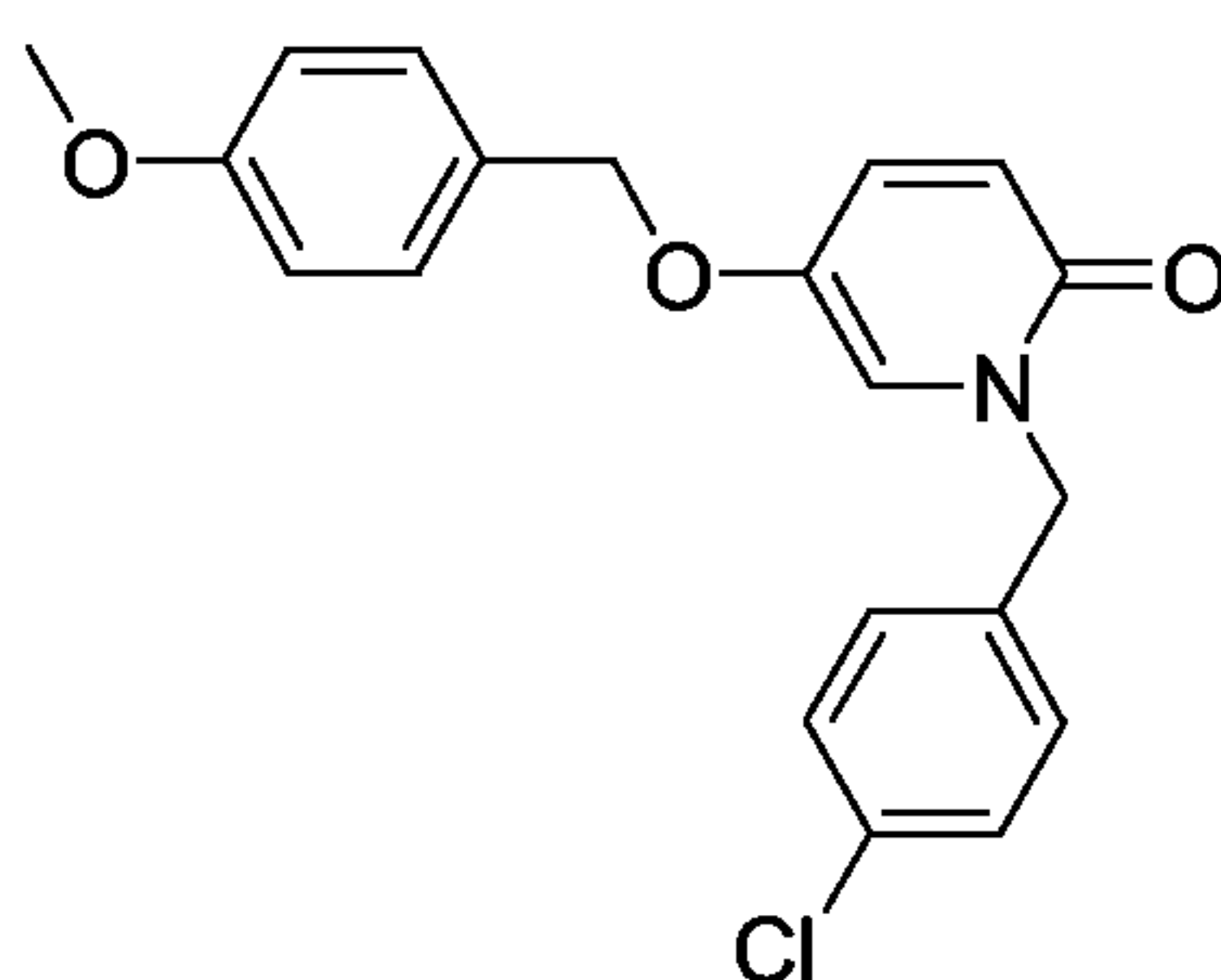
According to Scheme 32 Step 1: 5-(4-Fluorophenoxy)-2-methoxypyridine (2.37mmol, 520mg), 4-chlorobenzylchloride (3.55mmol, 603mg), NaI (2.37mmol, 356mg) in acetonitrile (15mL) was heated at 150°C for 20 minutes under microwave conditions. The cooled crude reaction was washed with water, extracted with AcOEt. The organic layer was collected, dried (Na<sub>2</sub>SO<sub>4</sub>) and the solvent was evaporated under reduced pressure. The residue was purified in a manifold (vac.) using a Sep-Pak silica cartridge (heptane/AcOEt, 90:10 to CH<sub>2</sub>Cl<sub>2</sub>) and then CH<sub>2</sub>Cl<sub>2</sub>/acetone 90:10), following HPLC

25

purification yielding 1-(4-chlorobenzyl)-5-(4-fluorophenoxy)pyridin-2(1*H*)-one (211mg, 27%).

LC (ACE Column): RT = 4.56min; MS *m/z* (CI) [MH]<sup>+</sup> = 330.

**5 EXAMPLE 51 : 1-(4-Chlorobenzyl)-5-(4-methoxybenzyloxy)pyridin-2(1*H*)-one (Final Compound 3-17)**



*Step 1 : 2-Methoxy-5-(4-methoxybenzyloxy)pyridine*

10 According to Scheme 32 Method B: To a mixture of 2-methoxy-5-hydroxypyridine (2.87mmol, 0.36g), 4-methoxybenzyl alcohol (5.75mmol, 0.72mL) and PPh<sub>3</sub> (5.29mmol, 1.4g) in THF (3.75mL) cooled with an ice-water bath, was added dropwise DEAD (5.47mmol, 0.86ml). The resulting mixture was irradiated under microwave conditions at 90°C for 30 minutes. The resulting reaction mixture was cooled, washed  
15 with a 1 N NaOH solution and extracted with AcOEt. The organic layer was separated, dried (Na<sub>2</sub>SO<sub>4</sub>) and the solvent was evaporated under reduced pressure. The residue triturated with diisopropyl ether. The precipitated obtained (PPh<sub>3</sub>O) was filtered off. The residue was purified in a manifold (vac.) using a Sep-Pak silica cartridge heptane/CH<sub>2</sub>Cl<sub>2</sub> 80/20 yielding 2-methoxy-5-(4-methoxybenzyloxy)pyridine (339mg,  
20 48%).

*Step 2 : 1-(4-Chlorobenzyl)-5-(4-methoxybenzyloxy)pyridine-2(1*H*)-one*

According to Scheme 32 Step 1: 2-Methoxy-5-(4-methoxybenzyloxy)pyridine (1.38mmol, 339mg), 4-chlorobenzylchloride (2.76mmol, 468mg), NaI (1.38mmol, 207mg) in acetonitrile (15mL) was heated at 150°C for 50 minutes under microwave  
25 conditions. The cooled crude reaction was washed with water, extracted with AcOEt. The organic layer was collected, dried (Na<sub>2</sub>SO<sub>4</sub>) and the solvent was evaporated under reduced pressure. The residue was purified in a manifold (vac.) using a Sep-Pak silica

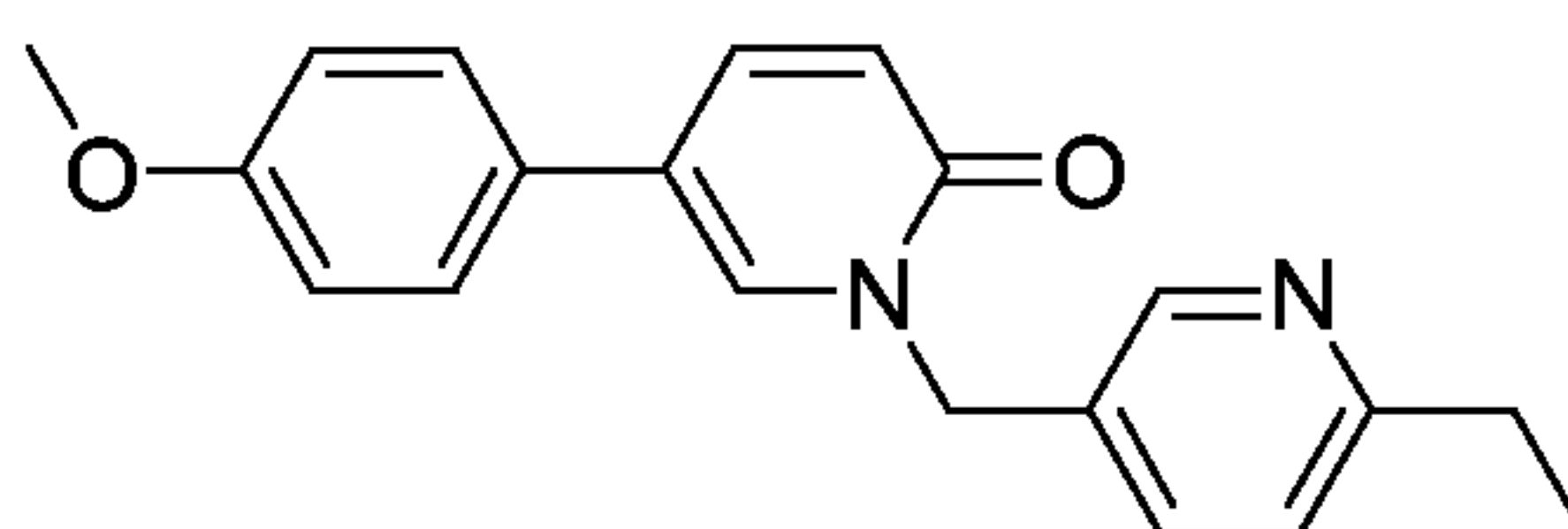


cartridge CH<sub>2</sub>Cl<sub>2</sub> and CH<sub>2</sub>Cl<sub>2</sub>/acetone 90/10) yielding 1-(4-chlorobenzyl)-5-(4-methoxybenzyloxy)pyridine-2(1*H*)-one (141mg, 29%).

LC (ACE Column): RT = 4.39min; MS *m/z* (CI) [MH]<sup>+</sup> = 355; <sup>1</sup>H NMR (400 MHz, CDCl<sub>3</sub>) δ 7.27-7.32 (m, 2H); 7.19-7.25 (m, 3H); 7.14-7.19 (m, 2H, *J*=8.3 Hz); 6.85-6.90 (m, 2H); 6.72 (d, 1H, *J*=3.1 Hz); 6.58 (d, 1H, *J*=9.7 Hz); 5.03 (s, 2H); 4.75 (s, 2H); 3.82 (s, 3H)

**EXAMPLE 52 : 1-((6-Ethylpyridin-3-yl)methyl)-5-(4-methoxyphenyl)pyridin-2(1*H*)-one (Final Compound 4-45)**

10



*Step 1 : 1-((6-Chloropyridin-3-yl)methyl)-5-(4-methoxyphenyl)pyridin-2(1*H*)-one*

5-(4-Methoxyphenyl)pyridine-2(1*H*)-one (4.20mmol, 0.85g), 2-chloro-5-(chloromethyl)pyridine (1.5eq, 6.30mmol, 1.02g), K<sub>2</sub>CO<sub>3</sub> (2eq, 8.40mmol, 1.17g) in THF (10mL) were heated at 70°C for 2 hours. Then, the reaction was cooled to room temperature. The suspension was filtered off and the filtrate was evaporated under reduced pressure. The residue was purified by short open column chromatography CH<sub>2</sub>Cl<sub>2</sub>/MeOH(NH<sub>3</sub>)sat. 1% yielding 1-((6-chloropyridin-3-yl)methyl)-5-(4-methoxyphenyl)pyridin-2(1*H*)-one as white solid (1.04g, 75%)

20

*Step 2 : 1-((6-Iodopyridin-3-yl)methyl)-5-(4-methoxyphenyl)pyridin-2(1*H*)-one*

According to Scheme 33 Step 1: 1-((6-Chloropyridin-3-yl)methyl)-5-(4-methoxyphenyl)pyridin-2(1*H*)-one (2.54mmol, 0.83g), trimethylsilyl chloride (3.3mmol, 0.42mL) and NaI (7.60mmol, 1.14g) in propionitrile (20mL) were heated at 140°C for 20 minutes under microwave irradiation conditions. Then the suspension was filtered off and the solid obtained was partitioned between CH<sub>2</sub>Cl<sub>2</sub>/water. The aqueous layer was extracted several times with CH<sub>2</sub>Cl<sub>2</sub>; the organic layers were combined, dried (Na<sub>2</sub>SO<sub>4</sub>) and the solvent was evaporated under reduced pressure. The residue was treated with Et<sub>2</sub>O giving an 1-((6-iodopyridin-3-yl)methyl)-5-(4-methoxyphenyl)pyridin-2(1*H*)-one (600mg, 61%) as a pale grey solid.

30

*Step 3 : 5-(4-Methoxyphenyl)-1-((6-(2-(trimethylsilyl)ethynyl)pyridin-3-yl)methyl)pyridin-2(1H)-one*

According to Scheme 33 Step 2: A mixture of 1-((6-iodopyridin-3-yl)methyl)-5-(4-methoxyphenyl)pyridin-2(1H)-one (0.48mmol, 200mg), PdCl<sub>2</sub>(PPh<sub>3</sub>)<sub>2</sub> (33μmol, 23mg),  
 5 CuI (24μmol, 4.5mg), <sup>i</sup>Pr<sub>2</sub>EtN (0.99mmol, 1.72μl), trimethylsilylacetylene (1.43mmol, 203μL) and DMF (3 mL, previously deoxygenated) was stirred at room temperature for 2 hours. The solvent was evaporated under reduced pressure. The residue was purified in a manifold (vac.) using a Sep-Pak silica cartridge CH<sub>2</sub>Cl<sub>2</sub>/MeOH(NH<sub>3</sub>)sat. 3%  
 10 yielding 5-(4-methoxyphenyl)-1-((6-(2-(trimethylsilyl)ethynyl)pyridin-3-yl)methyl)pyridin-2(1H)-one (174mg, 93%).

*Step 4 : 1-((6-Ethynylpyridin-3-yl)methyl)-5-(4-methoxyphenyl)pyridin-2(1H)-one*

A mixture of 5-(4-methoxyphenyl)-1-((6-(2-(trimethylsilyl)ethynyl)pyridin-3-yl)methyl)pyridin-2(1H)-one (0.60mmol, 240mg), tetrabutylammonium fluoride (1.20mmol, 1.2mL) in THF (5mL) and H<sub>2</sub>O (1mL) was stirred at room temperature for 2 hours. The solvent was evaporated under reduced pressure. The residue was taken up in CH<sub>2</sub>Cl<sub>2</sub>, was washed with water, dried (Na<sub>2</sub>SO<sub>4</sub>) and evaporated under reduced pressure. The residue was purified in a manifold (vac.) using a Sep-Pak silica cartridge  
 20 CH<sub>2</sub>Cl<sub>2</sub>/MeOH(NH<sub>3</sub>)sat. 3%. The fractions were collected and evaporated. The residue thus obtained was triturated with diisopropyl ether. The precipitated solid was filtered off and dried. Further purification by circular chromatography-TLC CH<sub>2</sub>Cl<sub>2</sub>/MeOH(NH<sub>3</sub>)sat. 3% yielding 1-((6-ethynylpyridin-3-yl)methyl)-5-(4-methoxyphenyl)pyridin-2(1H)-one (68mg, 35%).  
 25 M.p.: 273°C; <sup>1</sup>H NMR (400 MHz, CDCl<sub>3</sub>) δ8.61 (d, 1H, *J*=2.1 Hz); 7.72 (dd, 1H, *J*=8.1, 2.1 Hz); 7.60 (dd, 1H, *J*=9.4, 2.6 Hz); 7.46 (d, 1H, *J*=8.1 Hz); 7.40 (d, 1H, *J*=2.7 Hz); 7.28 (d, 2H, *J*=8.5 Hz); 6.94 (d, 2H, *J*=8.7 Hz); 6.64 (d, 2H, *J*=8.7 Hz); 7.28 (d, 2H, *J*=8.5 Hz); 6.94 (d, 2H, *J*=8.7 Hz); 6.70 (d, 1H, *J*=9.5 Hz); 5.21 (s, 2H); 3.83 (s, 3H); 3.16 (s, 1H).



*Step 5 : 1-((6-Ethylpyridin-3-yl)methyl)-5-(4-methoxyphenyl)pyridin-2(1H)-one*

According to Scheme 33 Step 3: To a suspension of Pd/C 10% (0.05 eq) in MeOH (10mL) under N<sub>2</sub> atmosphere, a solution of 1-((6-ethynylpyridin-3-yl)methyl)-5-(4-methoxyphenyl)pyridin-2(1H)-one (0.15mmol, 48mg) was added at room temperature.

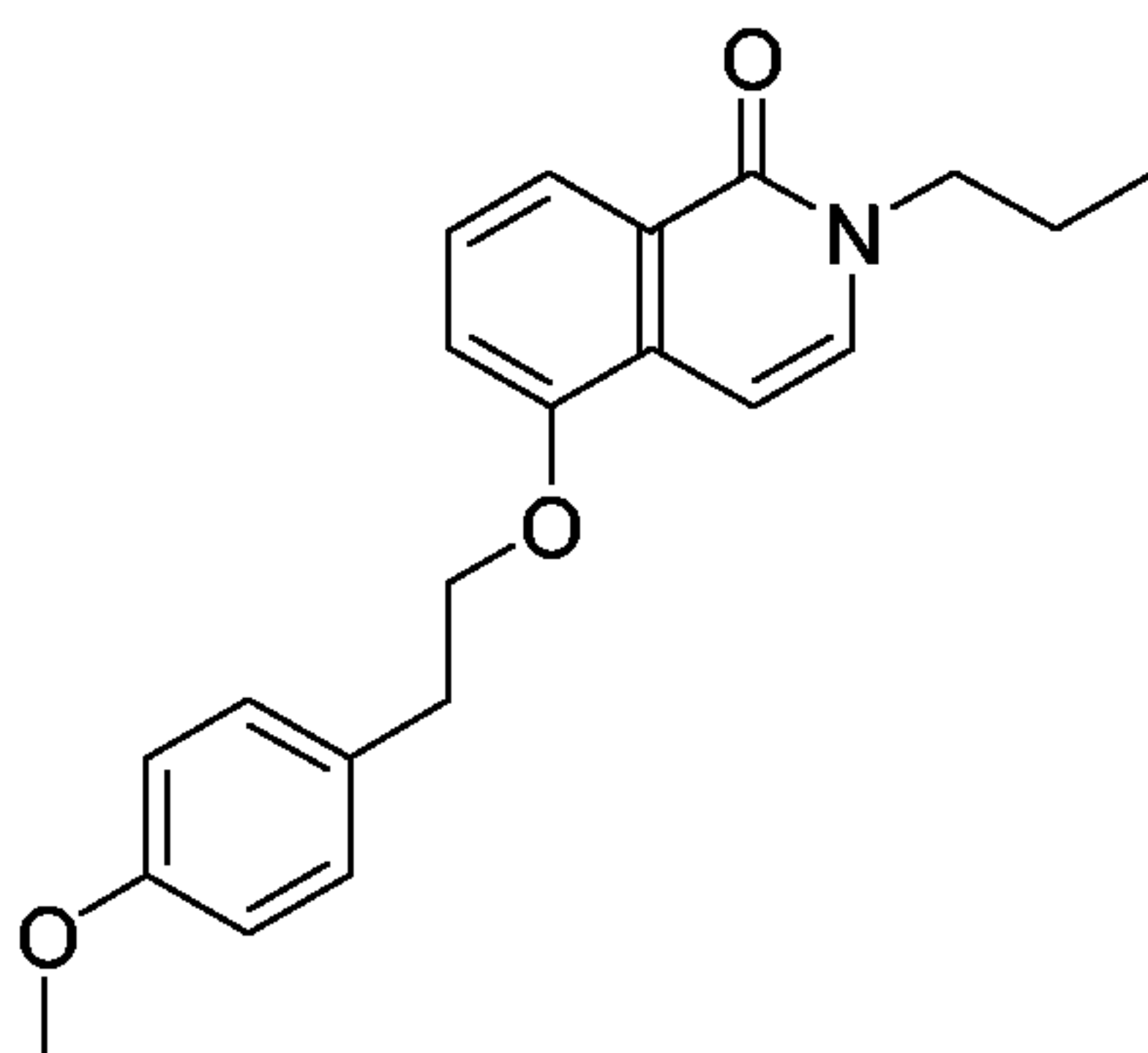
5 The flask was evacuated and filled with hydrogen until the pressure reached 20 psi. The resulting suspension was shaken at room temperature for 1 hour. The catalyst was filtered off and the filtrate was evaporated under vacuum to give a residue. The residue was purified in a circular chromatography-TLC CH<sub>2</sub>Cl<sub>2</sub>/MeOH(NH<sub>3</sub>)sat. 2% yielding 1-((6-ethylpyridin-3-yl)methyl)-5-(4-methoxyphenyl)pyridin-2(1H)-one (30mg, 61%).

10 M.p.: 130°C; LC (ACE Column): RT = 3.55min; MS *m/z* (CI) [MH]<sup>+</sup> = 321; <sup>1</sup>H NMR (400 MHz, CDCl<sub>3</sub>) δ 8.53 (d, 1H, *J*=2.1 Hz); 7.66 (dd, 1H, *J*=8.0, 2.4 Hz); 7.58 (dd, 1H, *J*=9.5, 2.7 Hz); 7.42 (d, 1H, *J*=2.3 Hz); 7.25-7.30 (m, 2H); 7.15 (d, 1H, *J*=7.9 Hz); 6.90-6.95 (m, 2 H); 6.69 (d, 1H, *J*=9.5 Hz); 5.18 (s, 2H); 3.83 (s, 3H); 2.81 (q, 2H, *J*=7.7 Hz); 1.29 (t, 3H, *J*=7.6 Hz).

15

**EXAMPLE 53 : 5-(4-Methoxyphenethoxy)-2-propylisoquinolin-1(2H)-one (Final Compound 13-06)**

20



*Step 1 : 5-Chloroisoquinoline-N-oxide*

According to Scheme 34 Step 1: The title compound was prepared from isoquinolin-5-ol (1eq, 6.89mmol, 1.00g) according to the procedure described for Example 38 Step 1.

25 The crude residue was recrystallized in CH<sub>2</sub>Cl<sub>2</sub> to yield 5-chloroisoquinoline-N-oxide (6.58mmol, 1.06g, 96%) as a beige solid.

*Step 2 : 5-(4-Methoxyphenethoxy)isoquinoline-N-oxide*

According to Scheme 34 Step 2: The title compound was prepared from 5-chloroisoquinoline-N-oxide (1eq, 6.21mmol, 1.00g) and 1-(2-chloroethyl)-4-methoxybenzene (2eq, 12.4mmol, 2.12g) according to the procedure described for Example 1 Step 2. Reaction conditions: microwaved at 180°C for 15 min in acetonitrile. The crude product was purified by silica gel chromatography (AIT Flashsmart preppacked column 70g SiO<sub>2</sub>) using cyclohexane/AcOEt 85/15 to 50/50 and MeOH to afford 5-(4-methoxyphenethoxy)isoquinoline-N-oxide (2.73mmol, 0.81g, 44%).

LC (XTerra RP<sub>18</sub>, 3.5µm, 3.0x50mm Column): RT = 4.98min; MS *m/z* (CI) [MH]<sup>+</sup> = 296.

*Step 3 : 5-(4-Methoxyphenethoxy)isoquinolin-1(2H)-one*

According to Scheme 34 Step 3: The title compound was prepared from 5-(4-methoxyphenethoxy)isoquinoline-N-oxide (1eq, 2.73mmol, 0.81g) according to the procedure described for Example 38 Step 2. The crude product was used without being purified and yielded 5-(4-methoxyphenethoxy)isoquinolin-1(2H)-one (1.08mmol, 0.32g, 40%) as a brown solid.

*Step 4 : 5-(4-Methoxyphenethoxy)-2-propylisoquinolin-1(2H)-one*

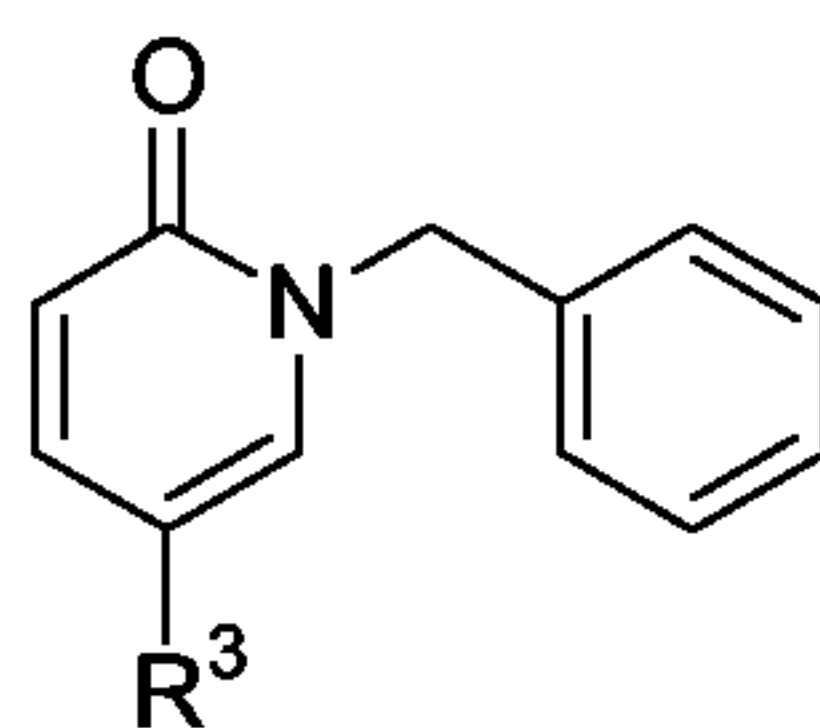
According to Scheme 34 Step 4: The title compound was prepared from 5-(4-methoxyphenethoxy)isoquinolin-1(2H)-one (1eq, 0.34mmol, 0.10g) and 1-bromopropyl (1.5eq, 0.51mmol, 46µL) according to the procedure described for Example 1 Step 2. Reaction conditions: microwaved at 180°C for 15 min. in acetonitrile. The crude product was purified by flash chromatography over silica gel (AIT Flashsmart preppacked column 25g SiO<sub>2</sub>) using pure CH<sub>2</sub>Cl<sub>2</sub>/MeOH 100/0 to 99/1 to afford 5-(4-methoxyphenethoxy)-2-propylisoquinolin-1(2H)-one (59µmol, 20mg, 17%) as an orange oil.

LC (XTerra RP<sub>18</sub>, 3.5µm, 3.0x50mm Column): RT = 4.84min; MS *m/z* (CI) [MH]<sup>+</sup> = 338; <sup>1</sup>H NMR (300MHz, CDCl<sub>3</sub>) δ 0.90 (t, J=7.7Hz, 3H), 1.74 (q, J=8.5Hz, 2H), 3.06 (t, J=6.6Hz, 2H), 3.73 (s, 3H), 3.89 (t, J=7.4Hz, 2H), 4.17 (t, J=6.6Hz, 2H), 6.75-6.83



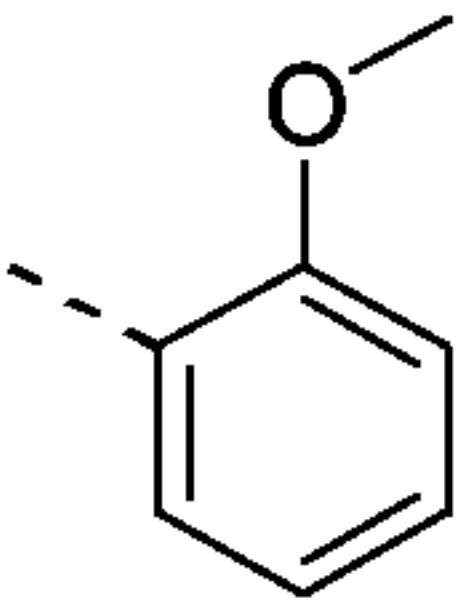
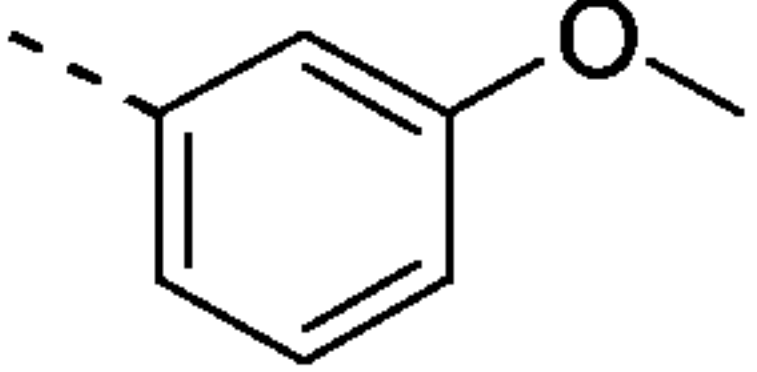
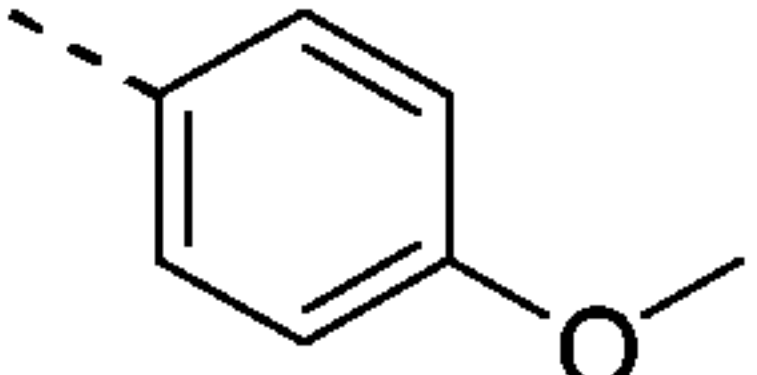
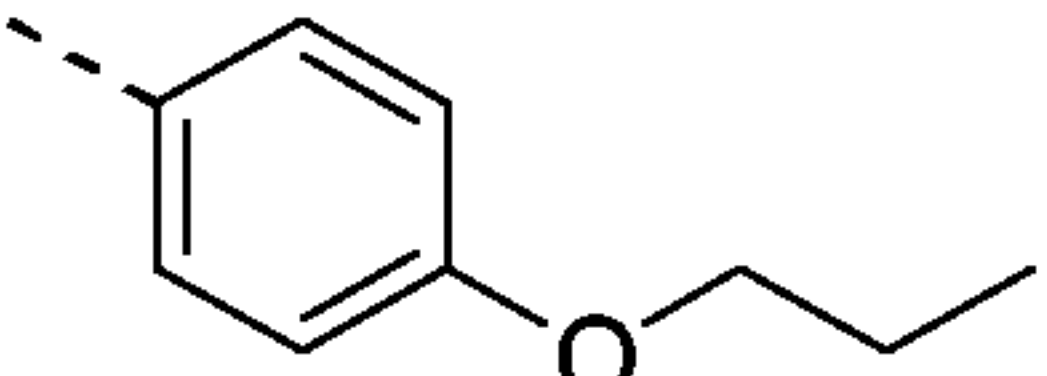
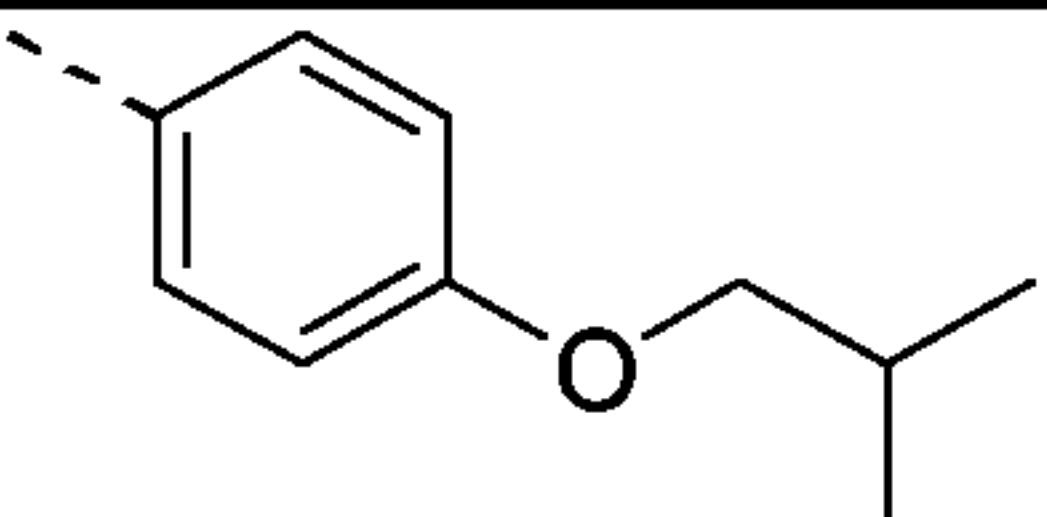
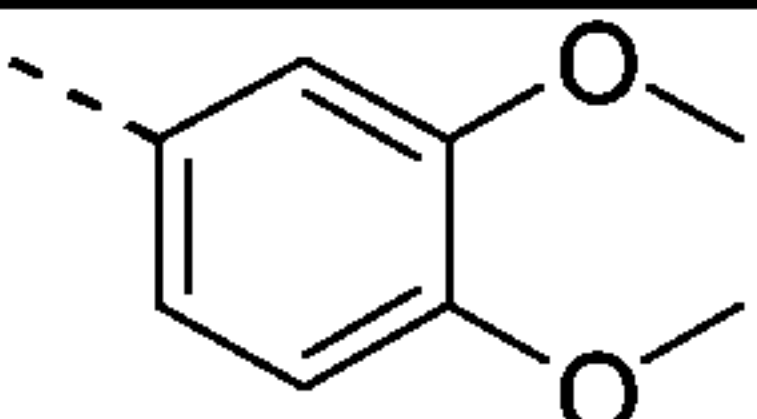
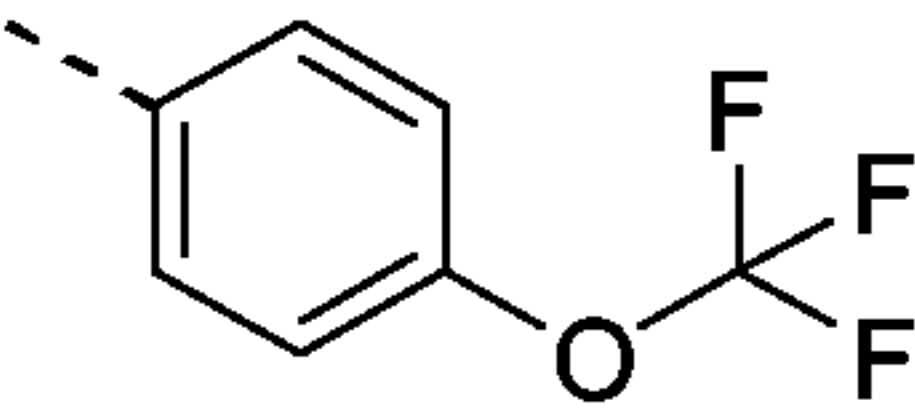
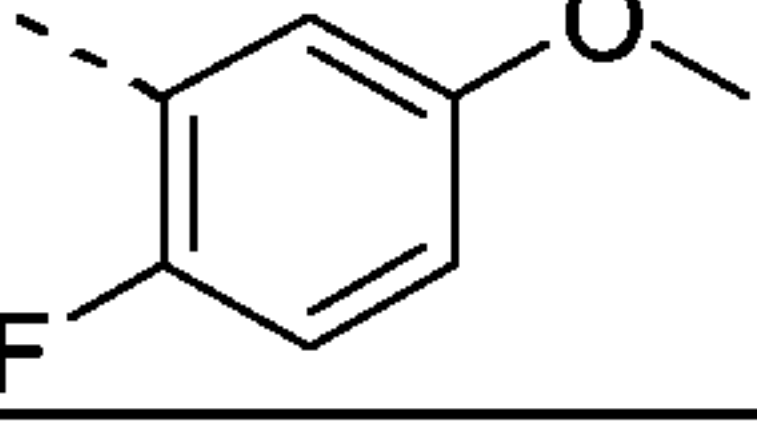
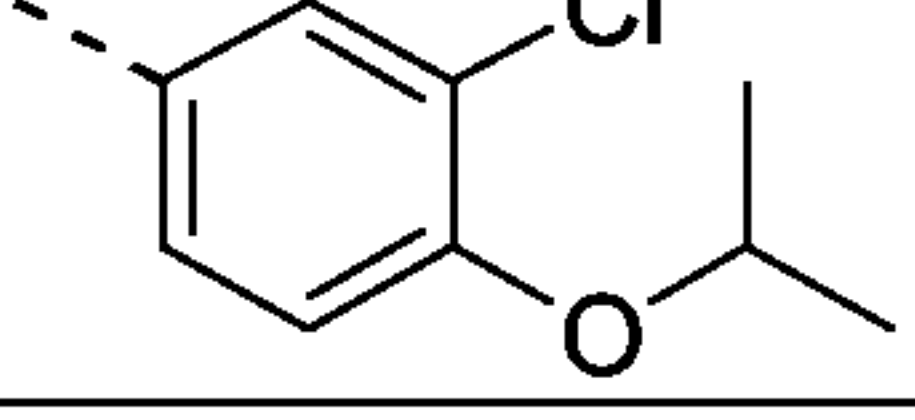
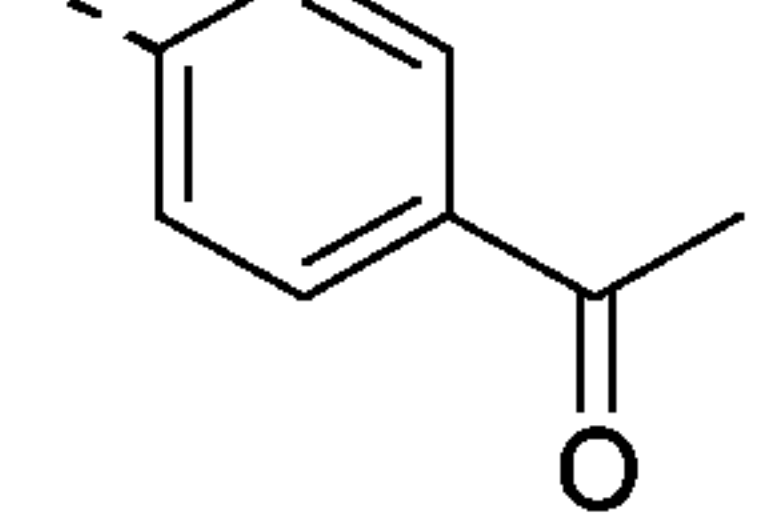
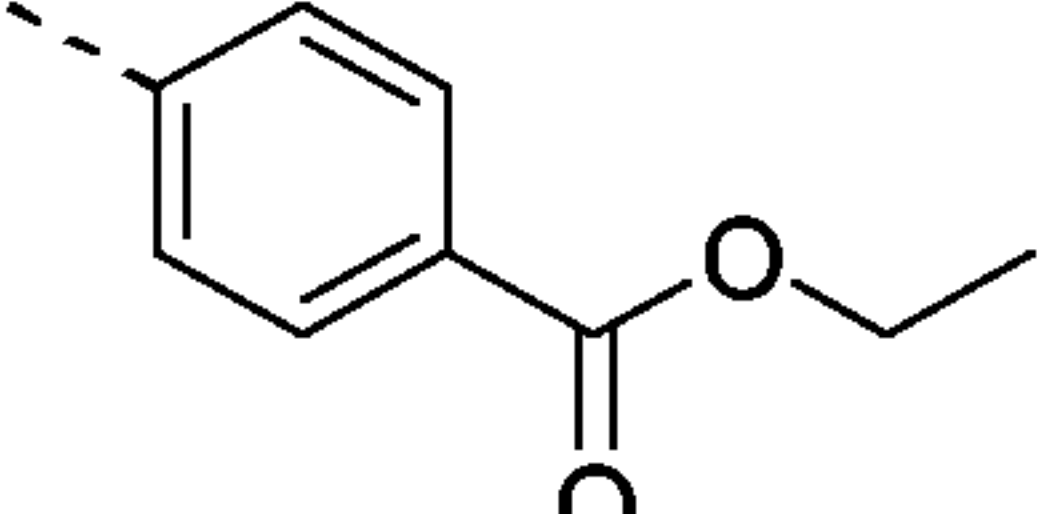
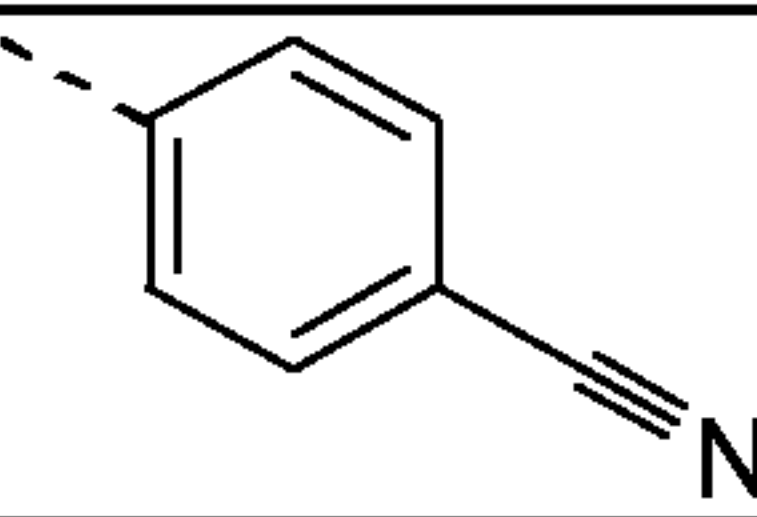
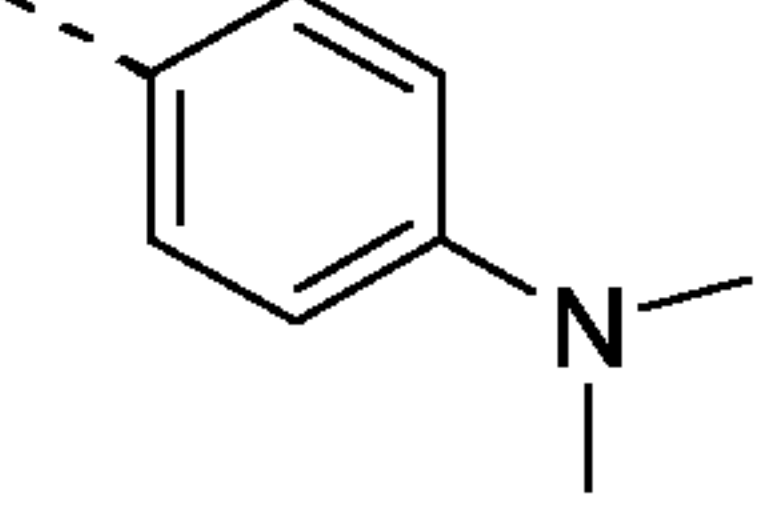
(m, 3H), 6.98 (t, J=7.2Hz, 2H), 7.18 (d, J=8.2Hz, 2H), 7.29 (t, J=8.2Hz, 1H), 7.92 (d, J=8.2Hz, 1H).

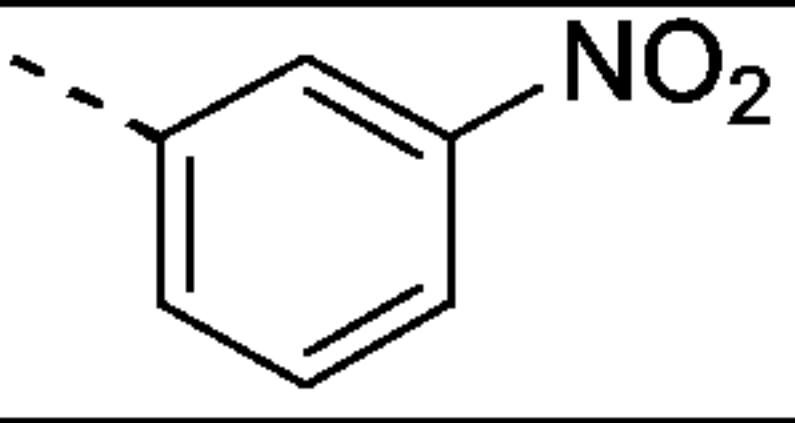
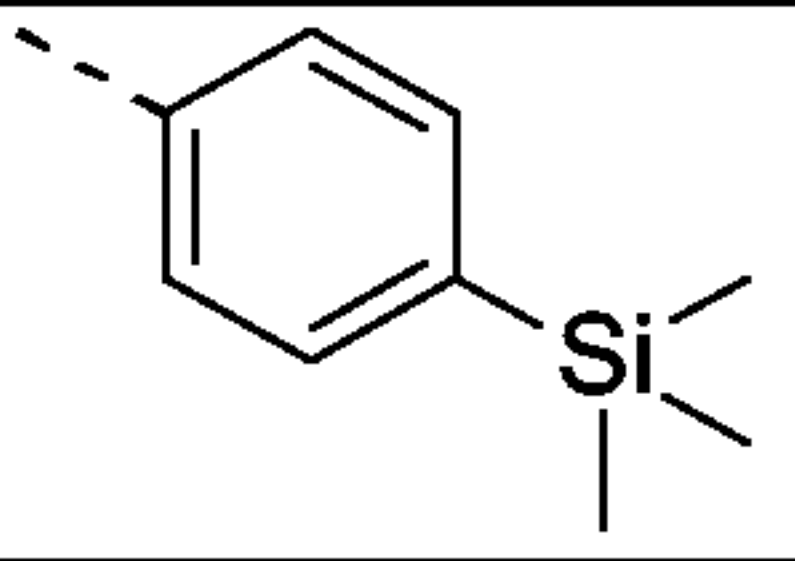
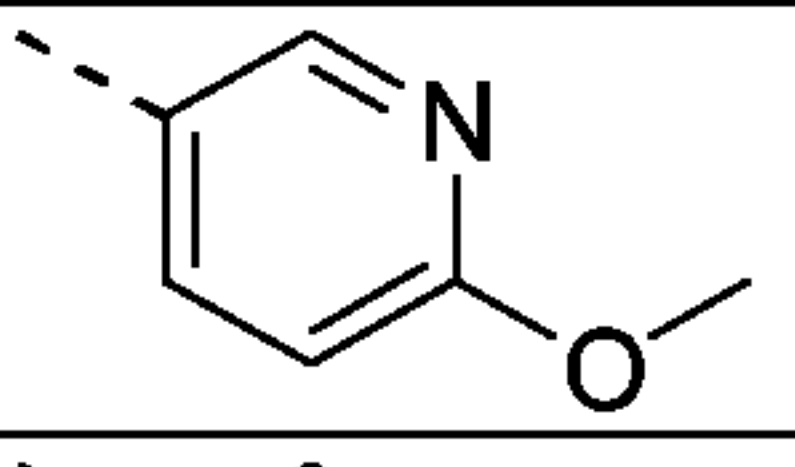
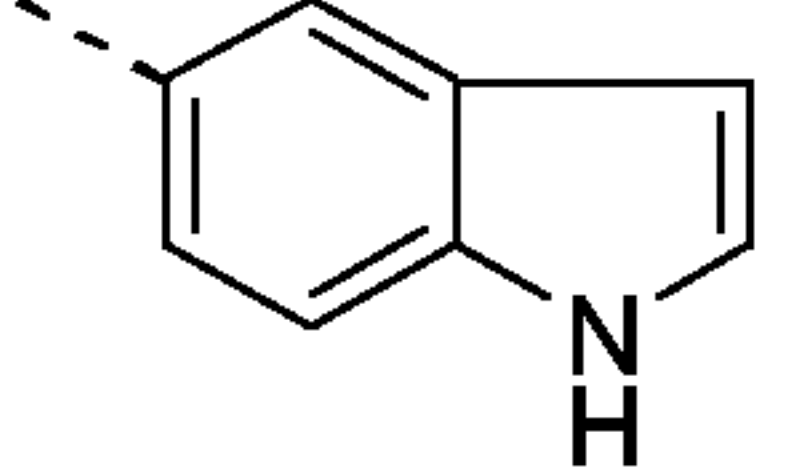
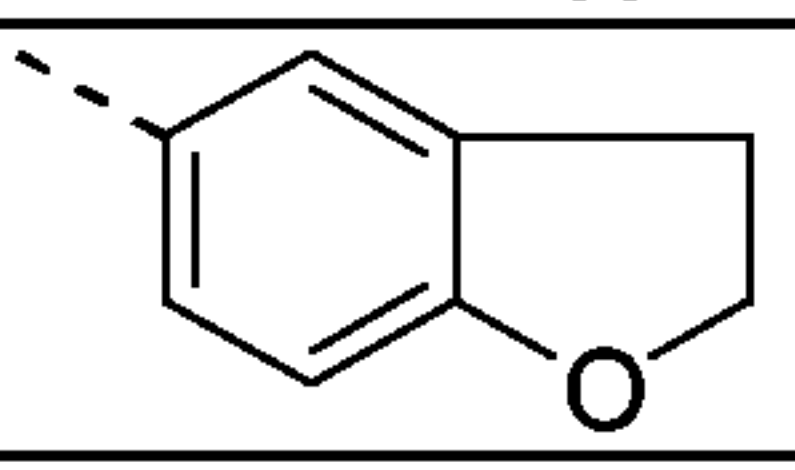
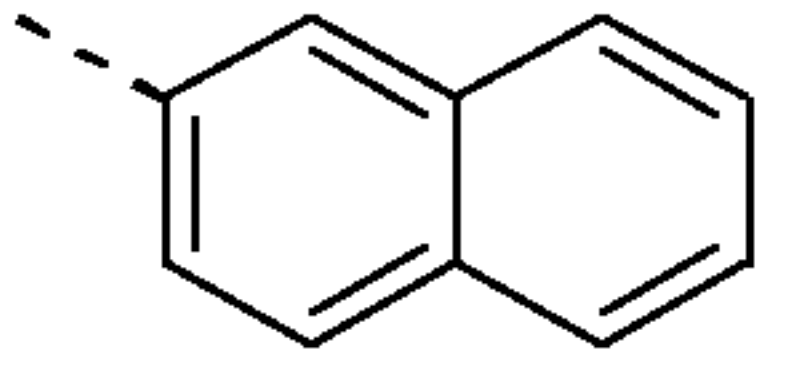
5 The compounds in the following Tables have been synthesized according to the previous examples, as denoted in the column denoted as "Exp. Nr". The compound denoted with the asterisk has been exemplified in the Examples. When it concerns the bivalent linkers  $V_1$  and  $V_2$ , it is noted that the left part of the linkers  $V_1$  and  $V_2$  is attached to the pyridinyl-moiety.

**Table 1**

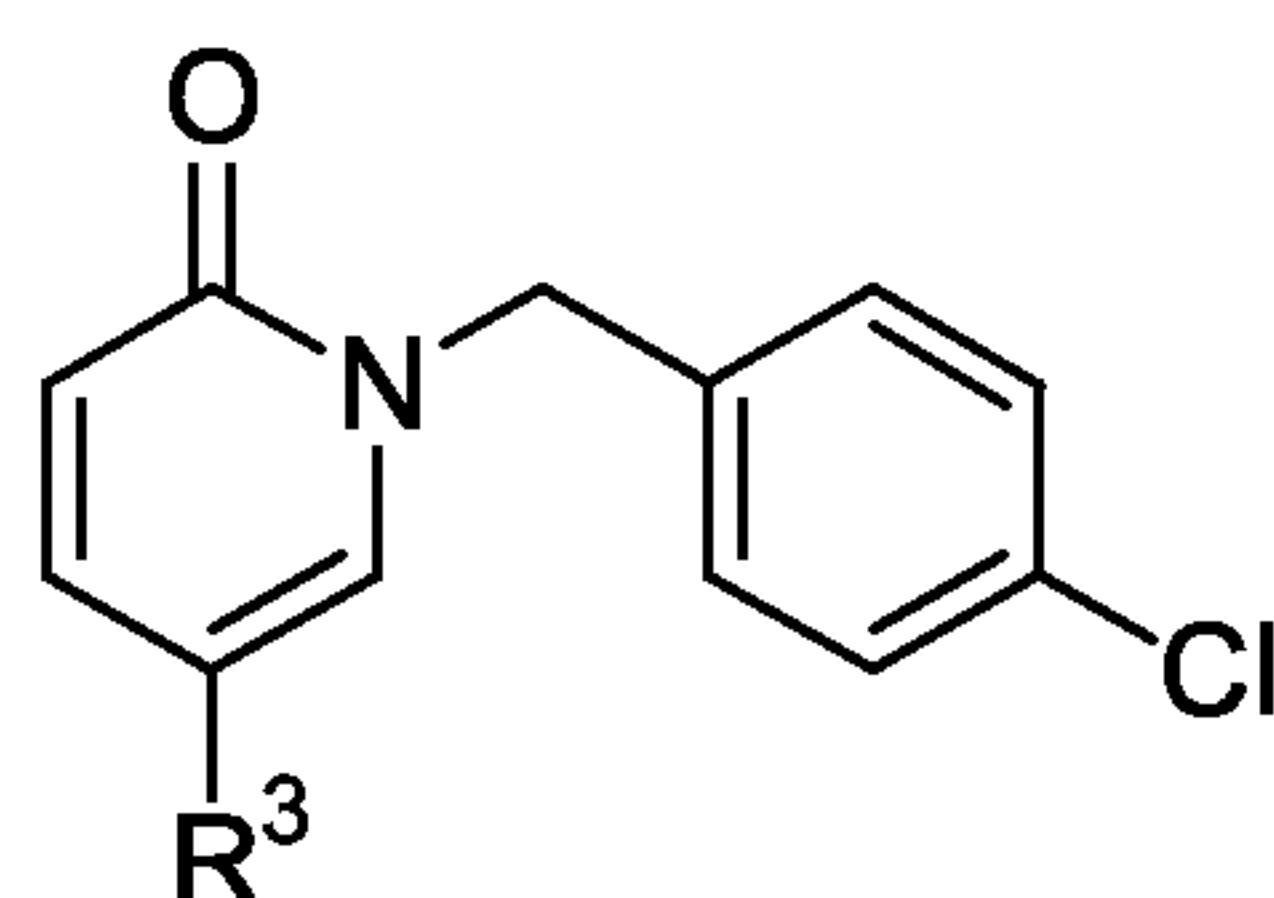
Co.nr.	Exp. nr.	R <sup>3</sup>	
1-01	1		
1-02	2		
1-03	2		
1-04	7		
1-05	2		
1-06	2		
1-07	2		
1-08	1		
1-09	2		
1-10	2		
1-11	1		
1-12	2		
1-13	20		



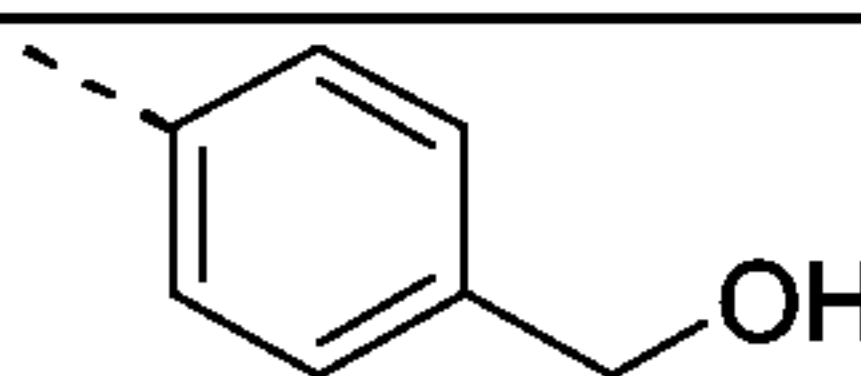
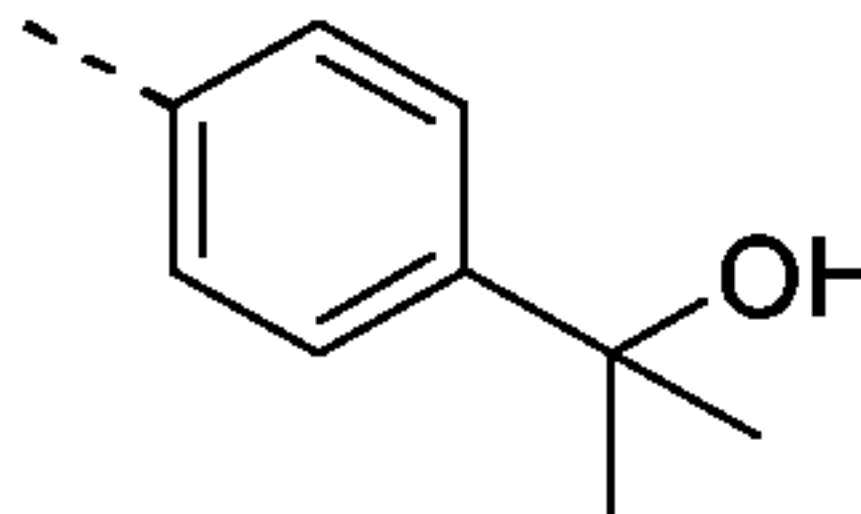
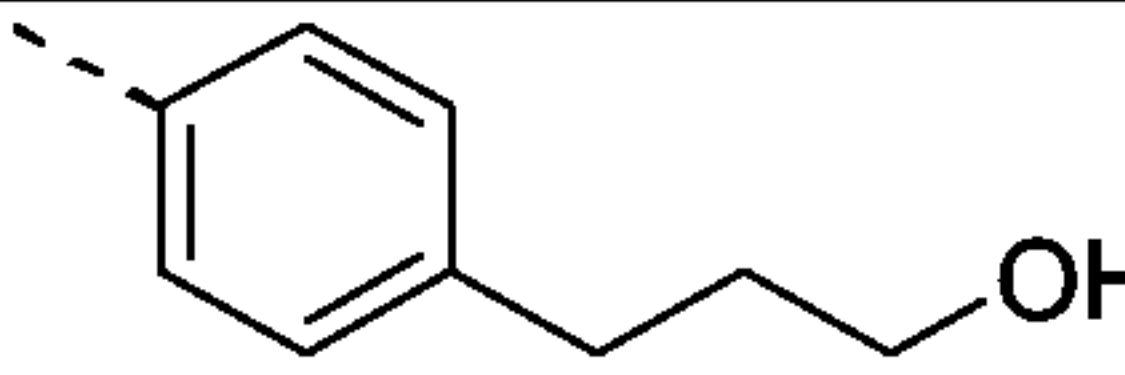
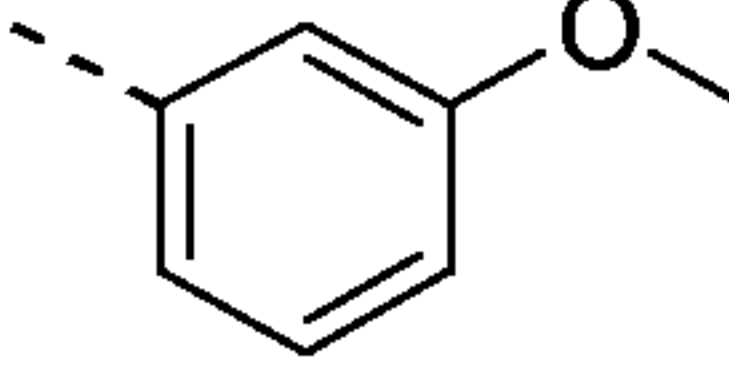
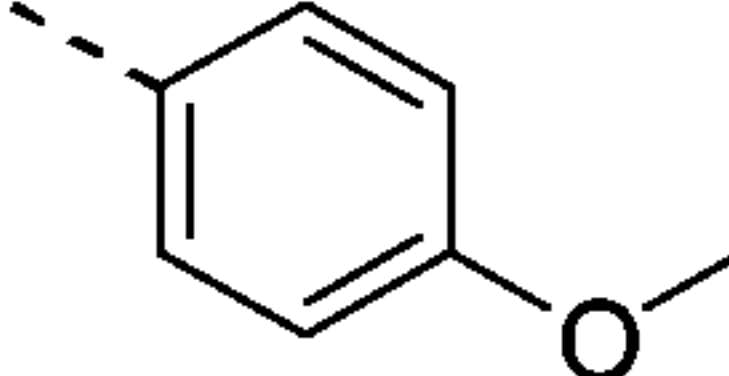
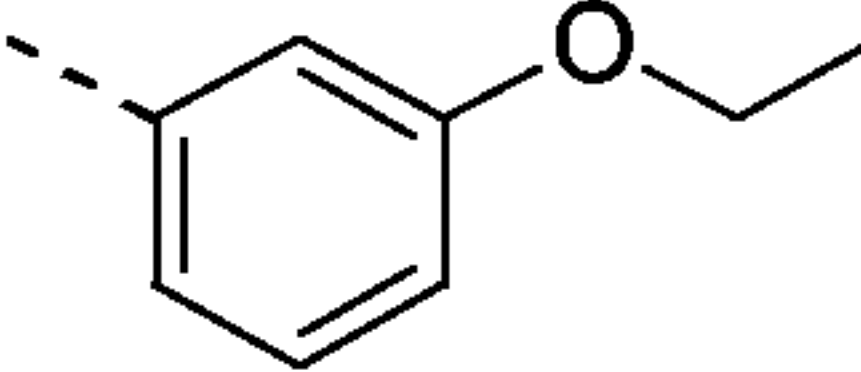
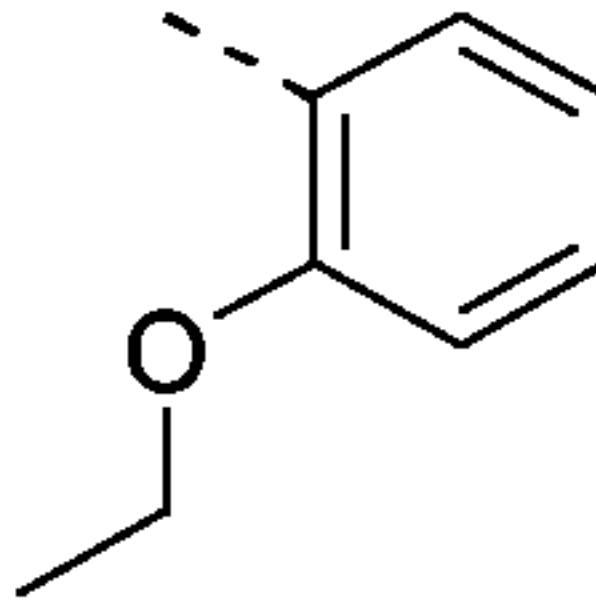
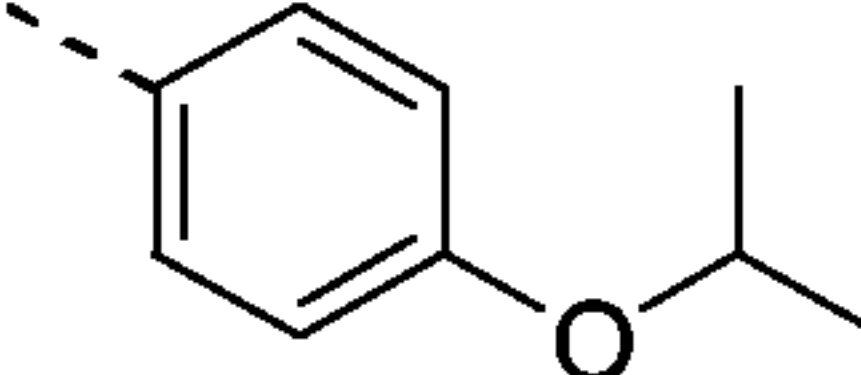
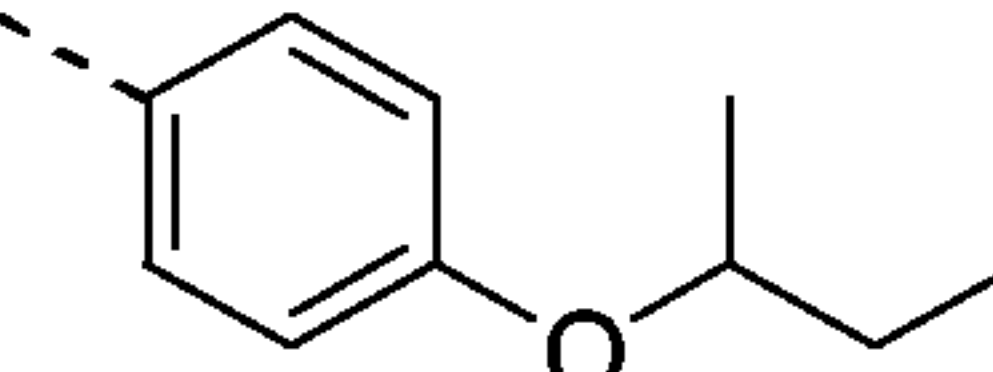
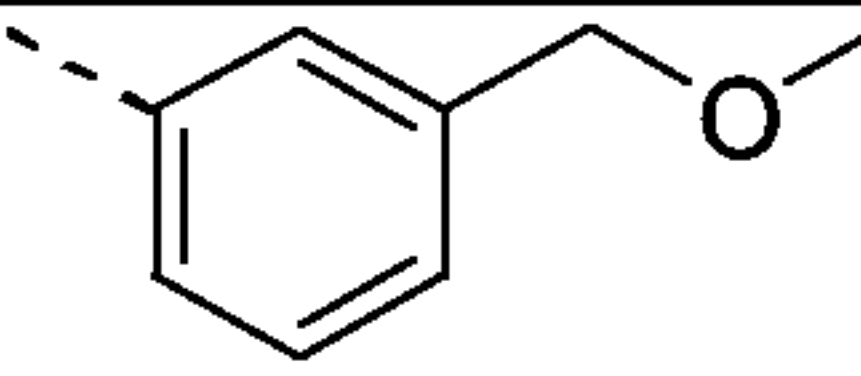
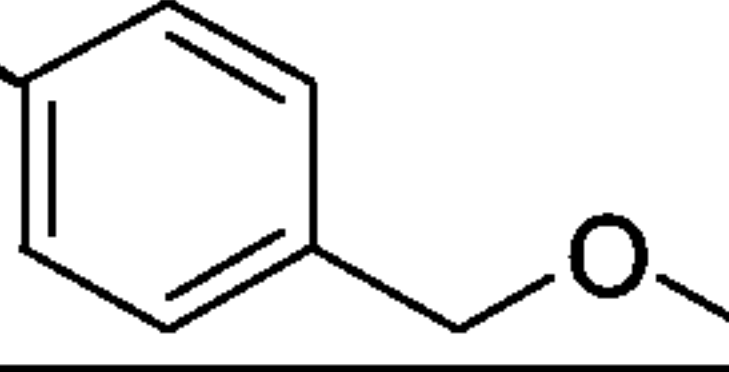
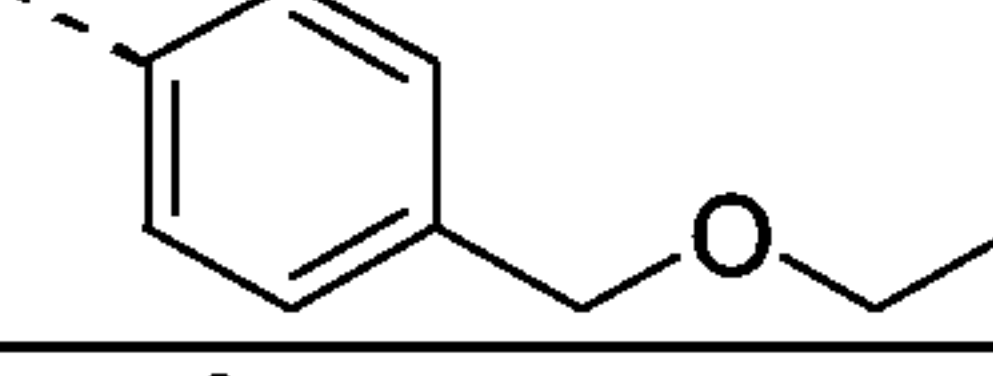
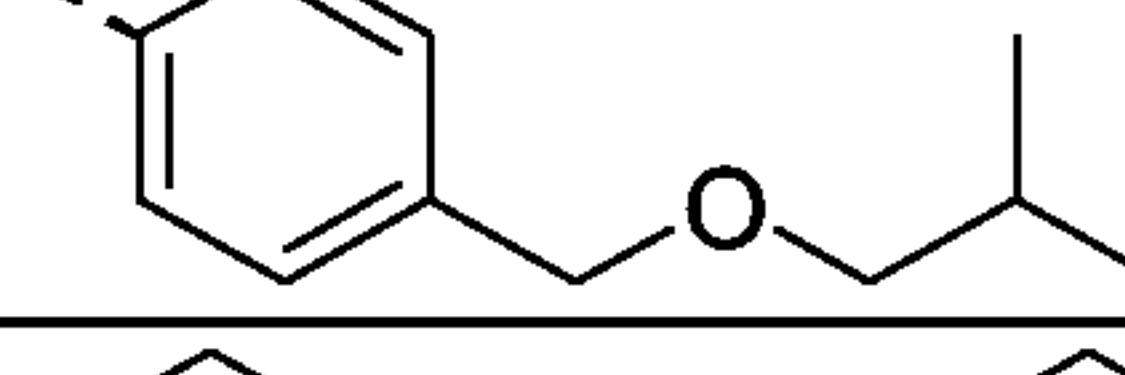
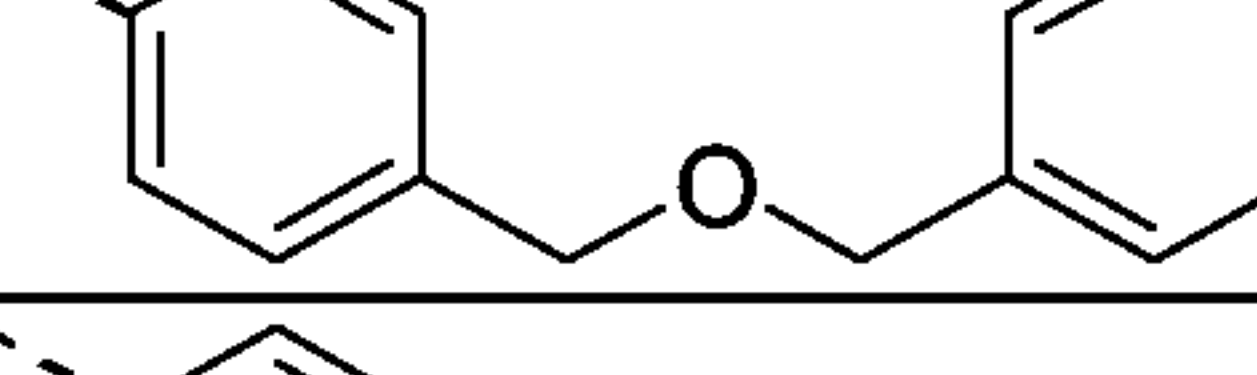
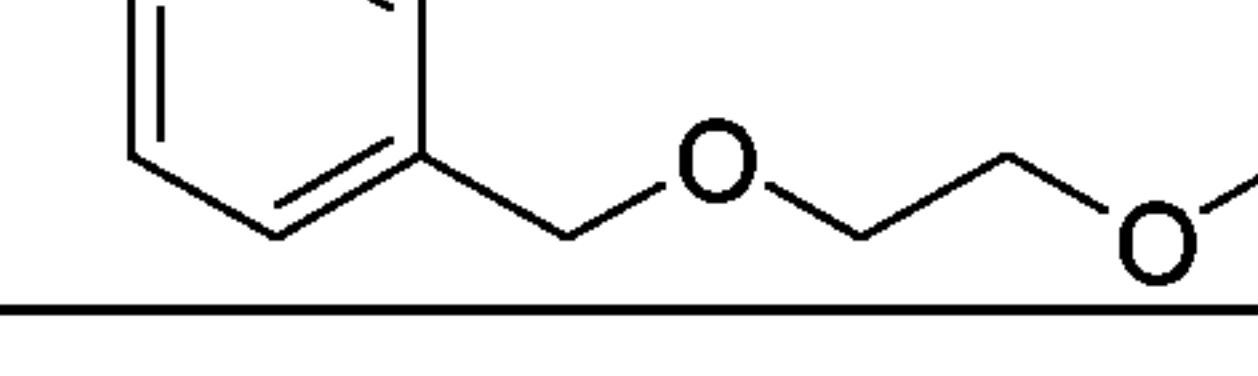
Co.nr.	Exp. nr.	R <sup>3</sup>	
1-14	2		
1-15	2		
1-16	1		
1-17	2		
1-18	20		
1-19	2		
1-20	2		
1-21	2		
1-22	2		
1-23	2		
1-24	2		
1-25	2		
1-26	2		

Co.nr.	Exp. nr.	R <sup>3</sup>	
1-27	2		
1-28	2		
1-29	1		
1-30	2		
1-31	2		
1-32	2		

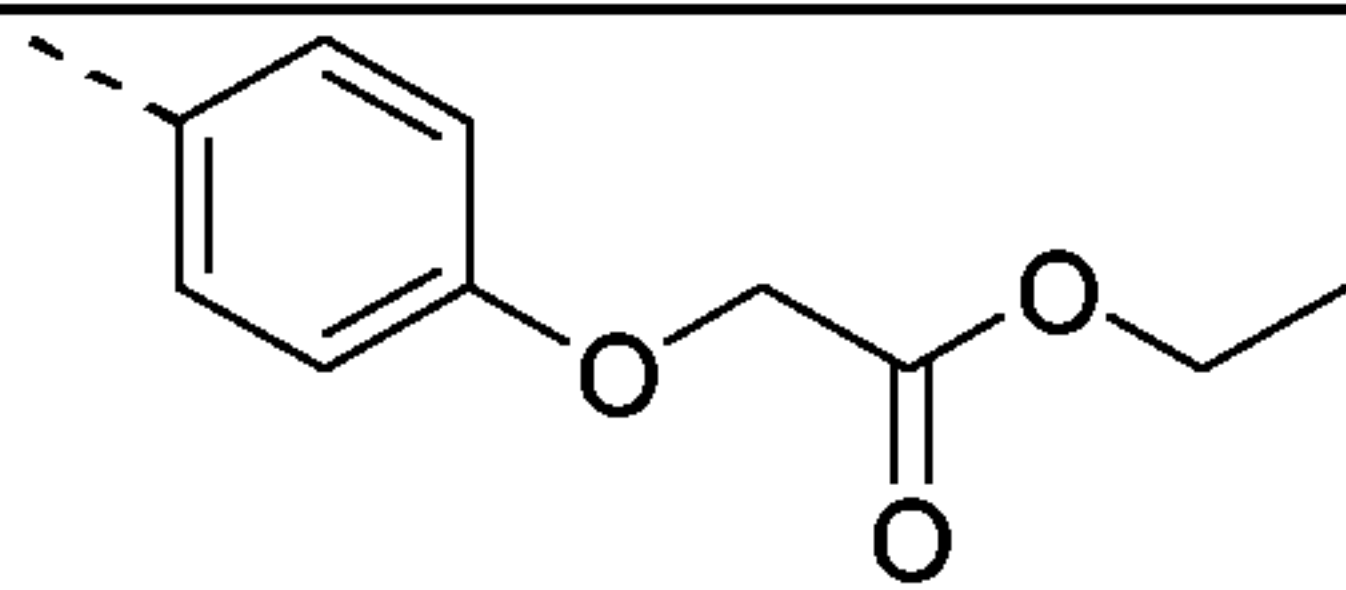
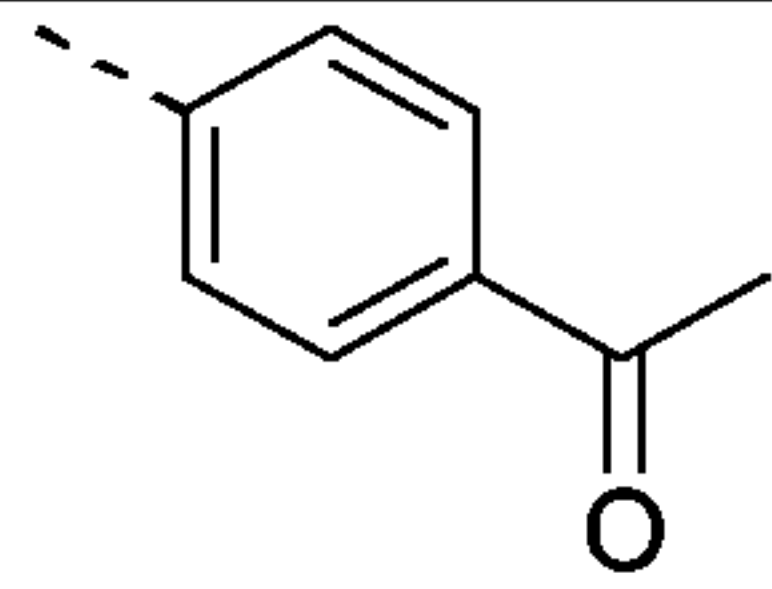
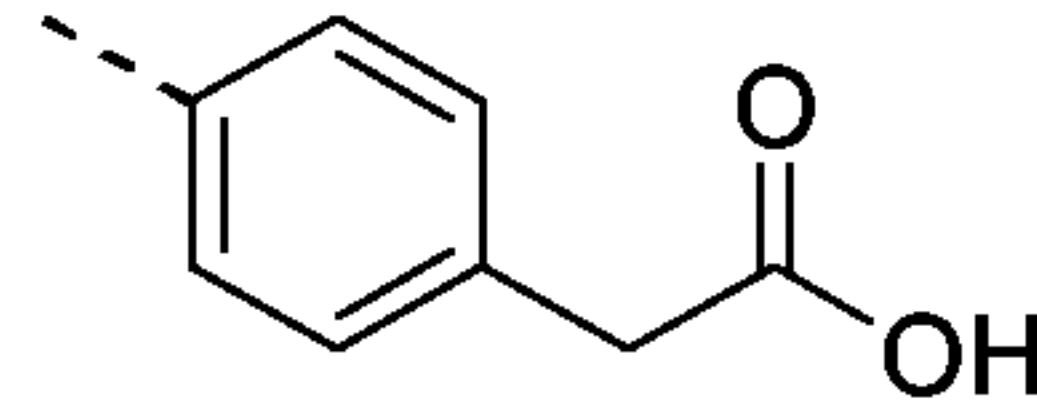
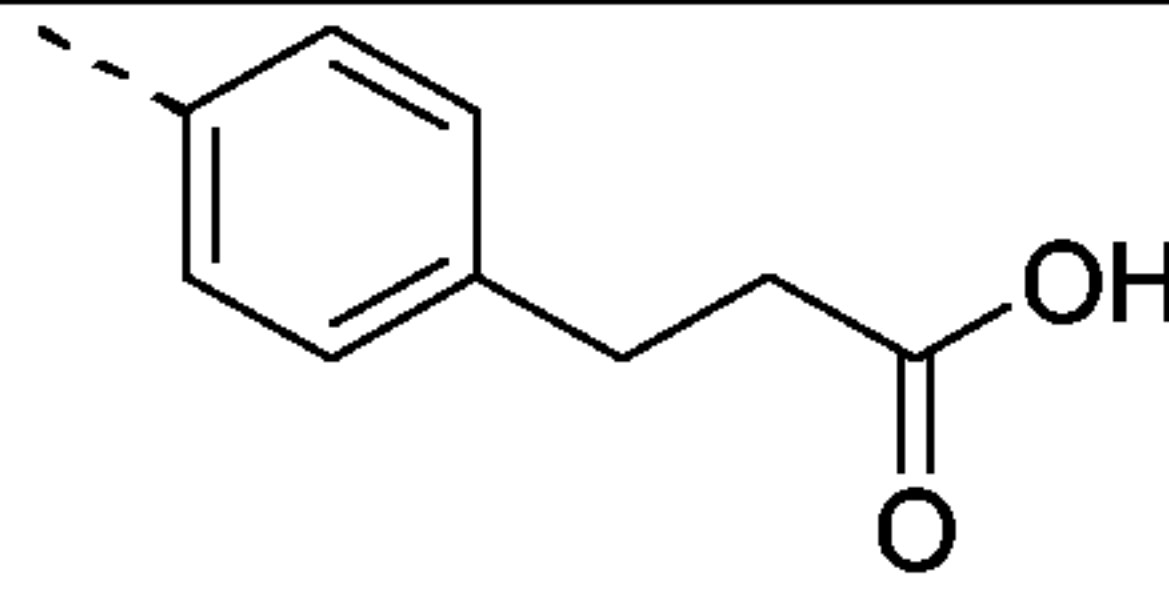
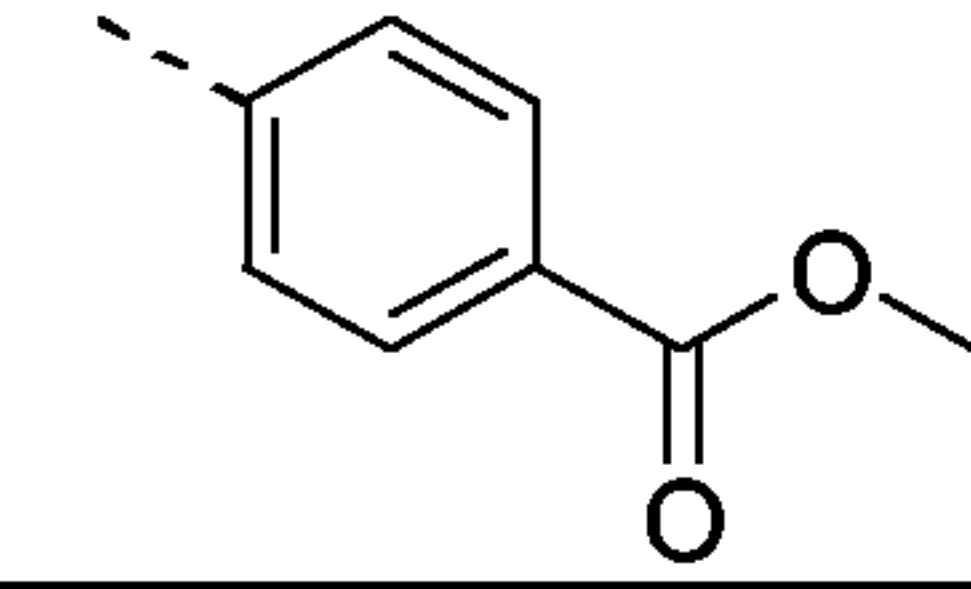
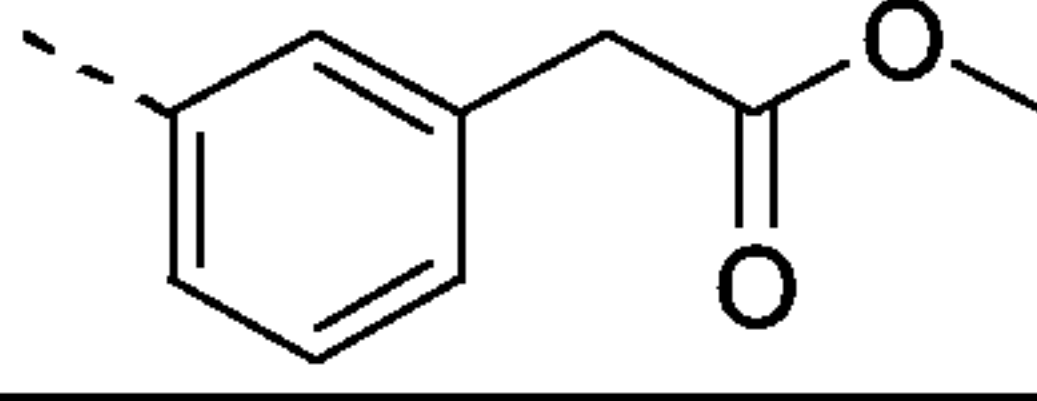
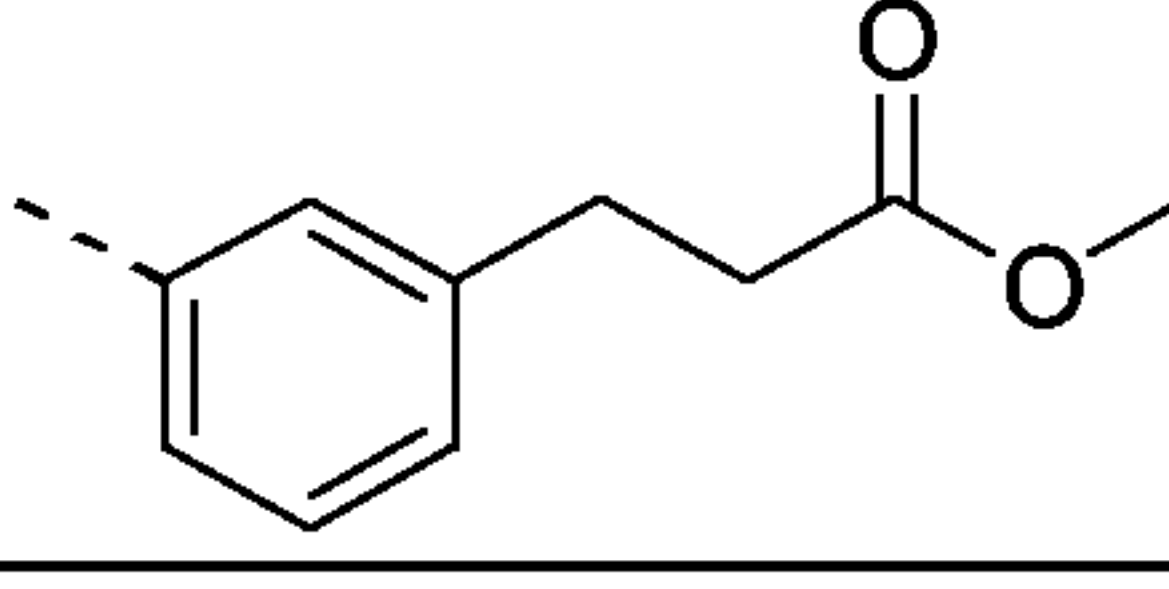
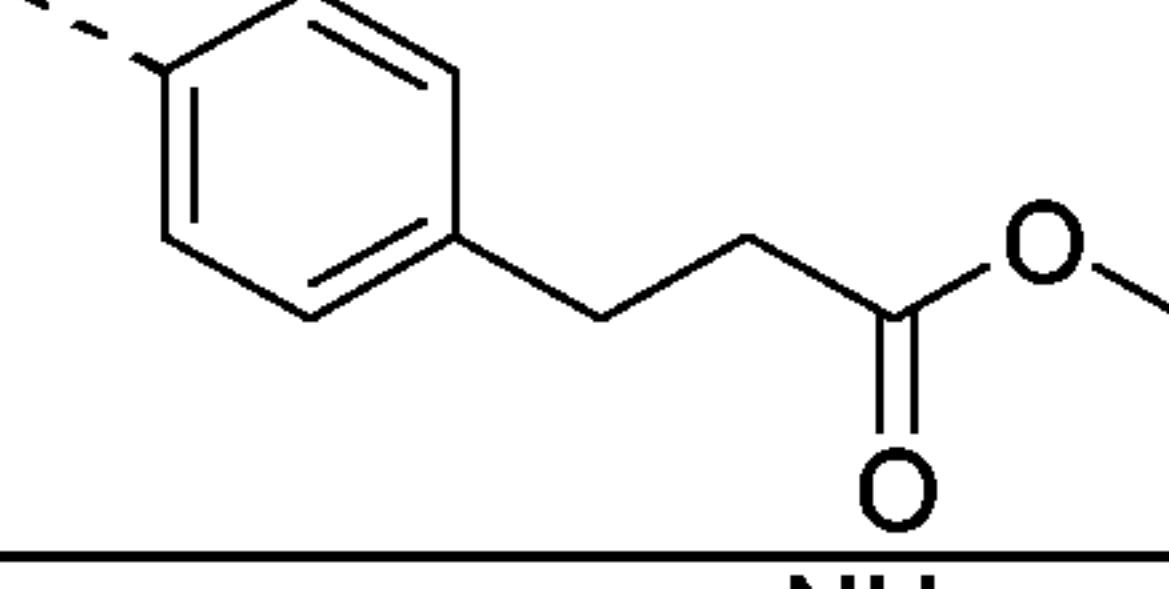
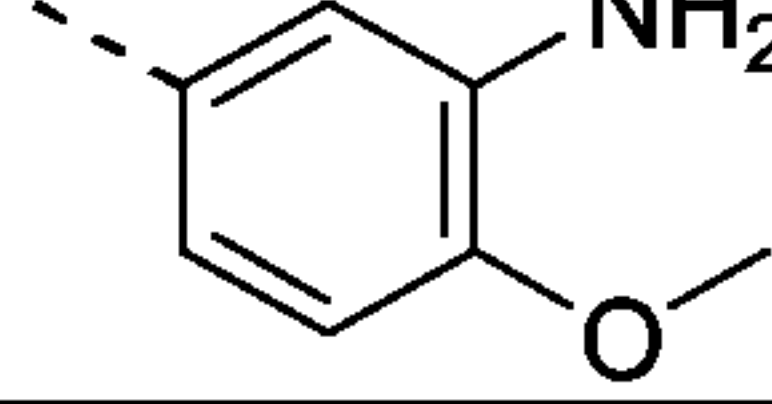
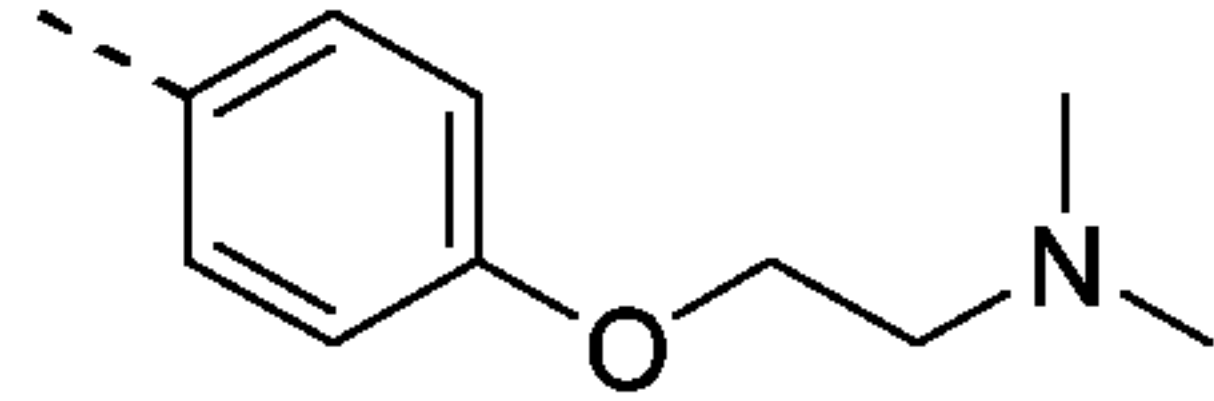
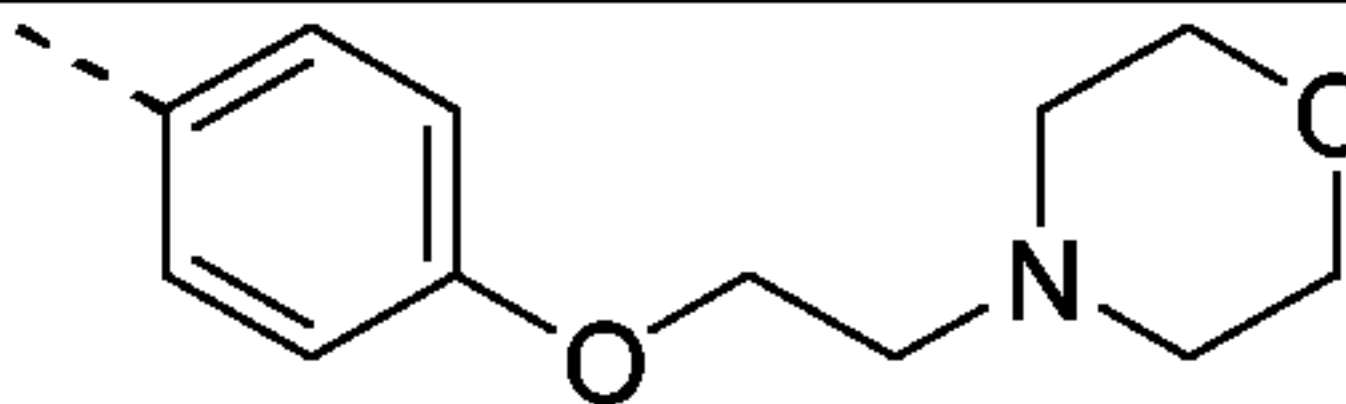
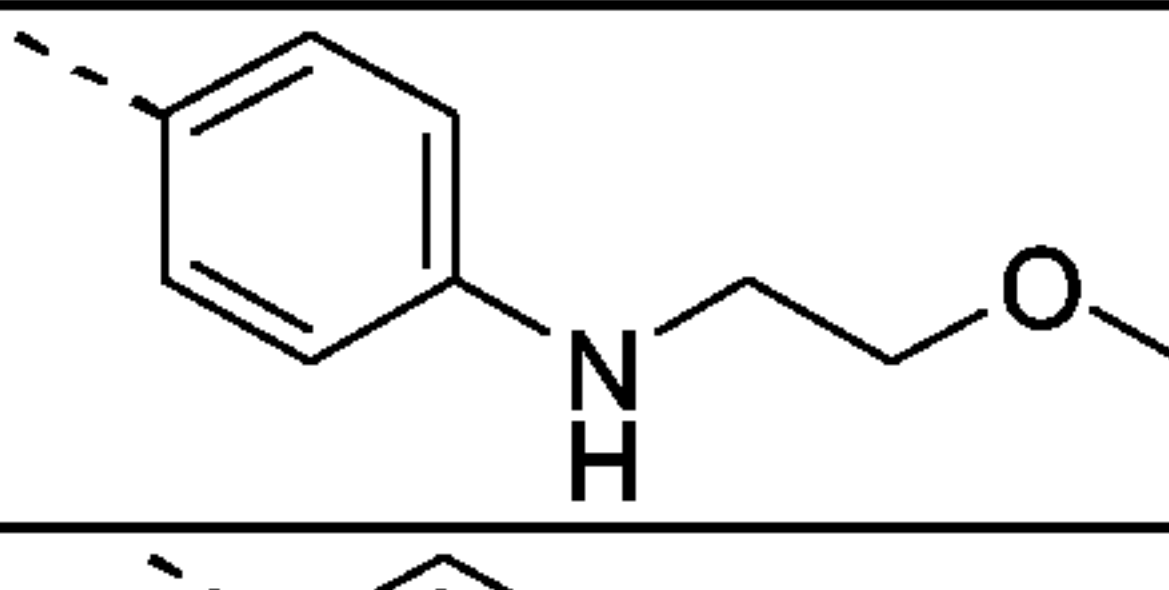
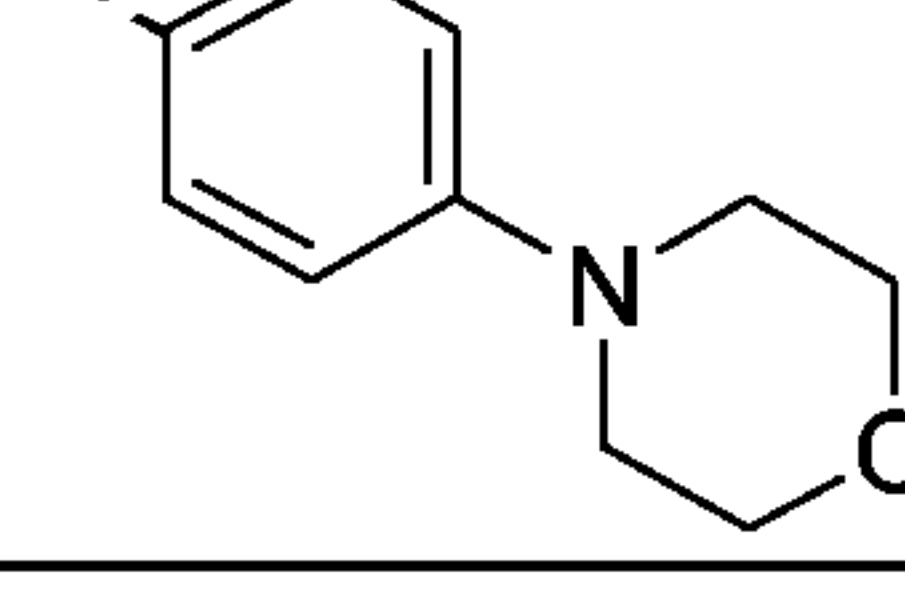


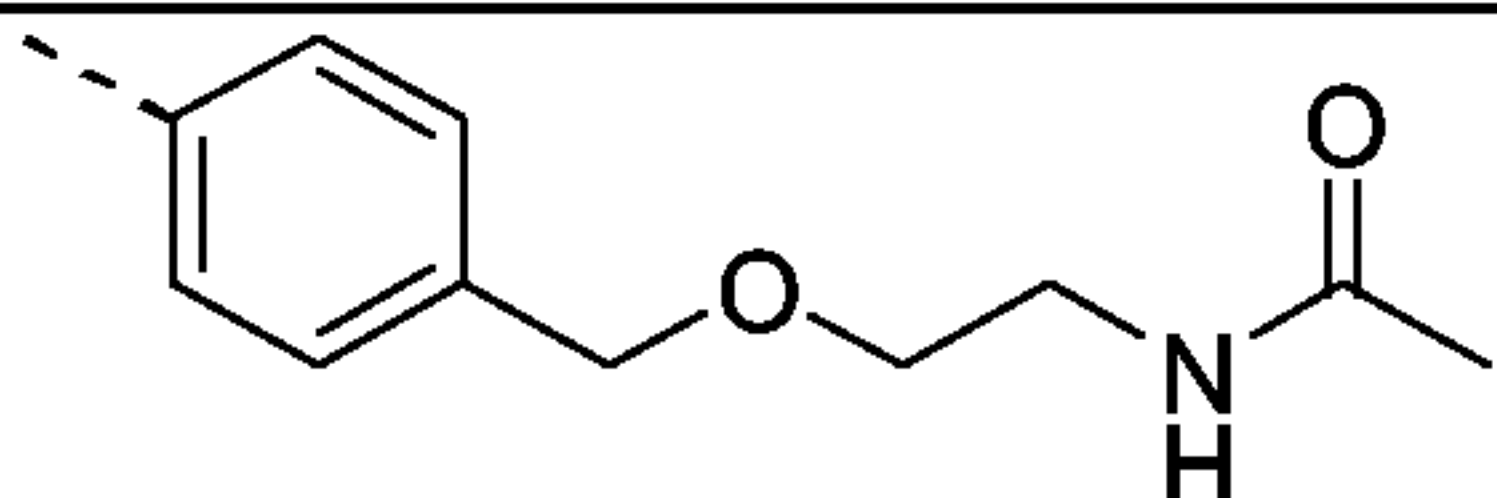
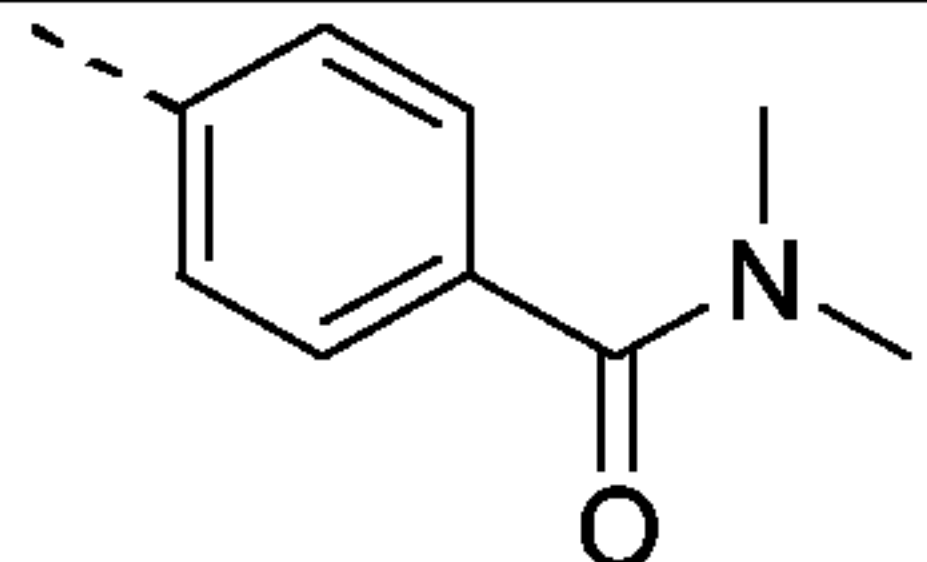
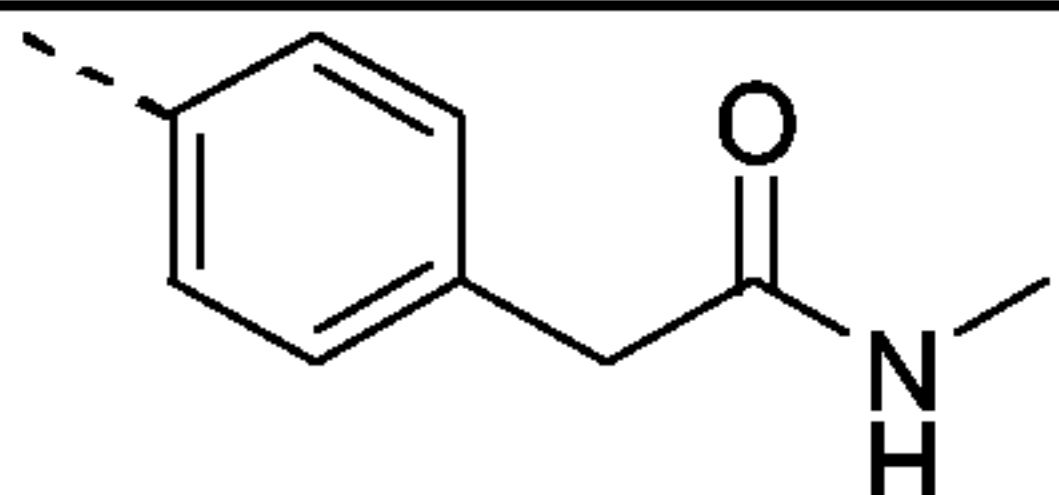
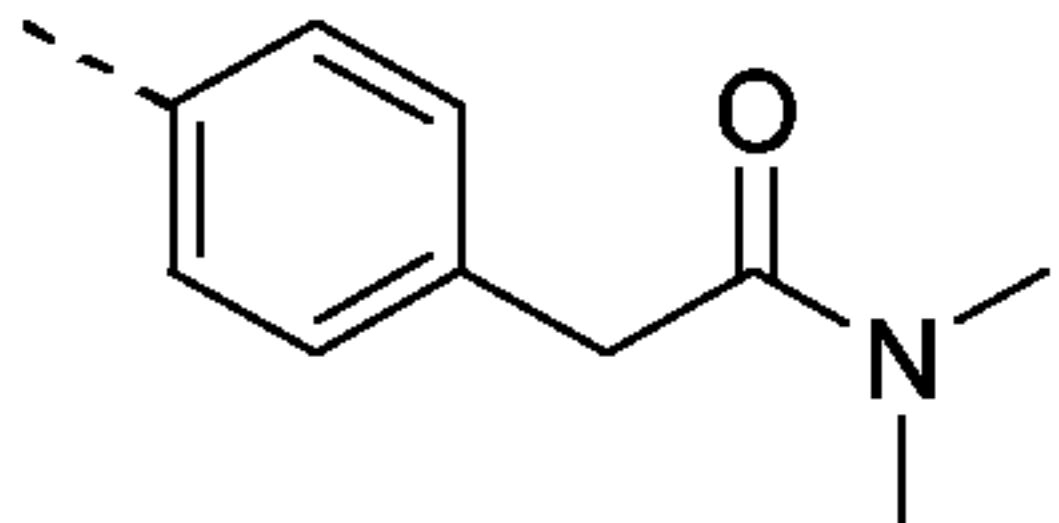
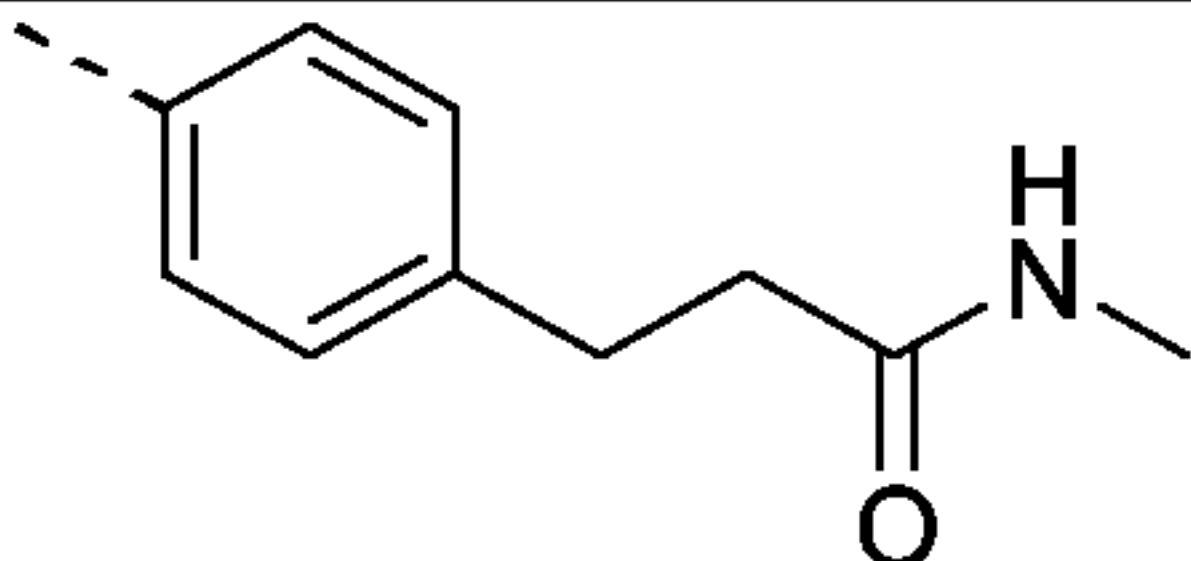
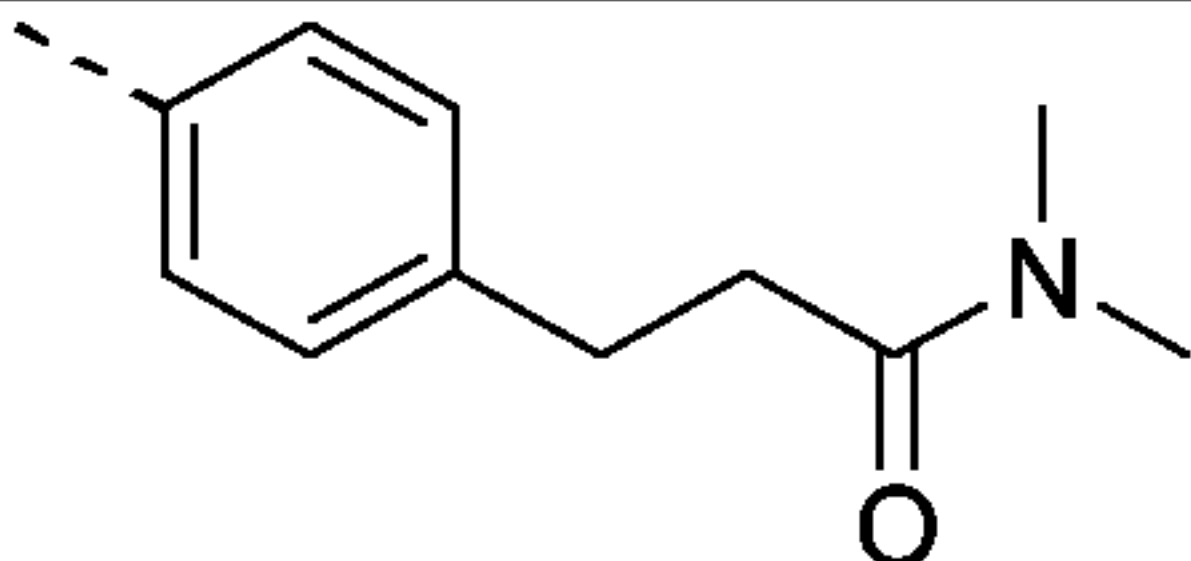
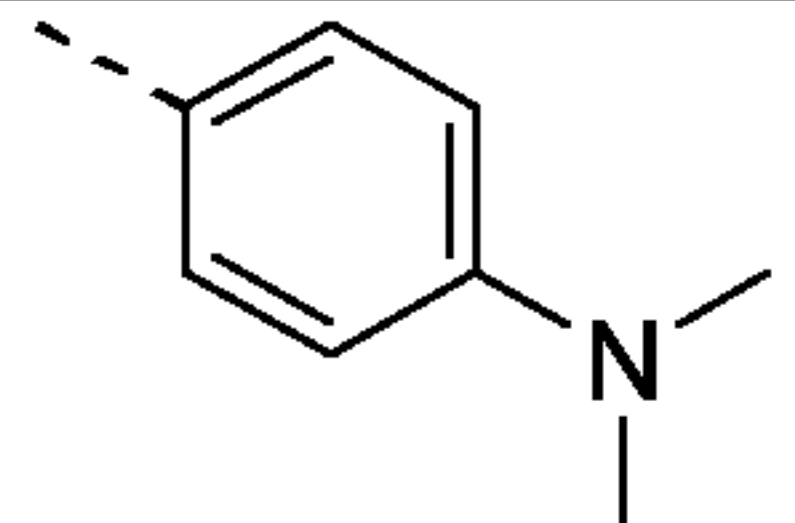
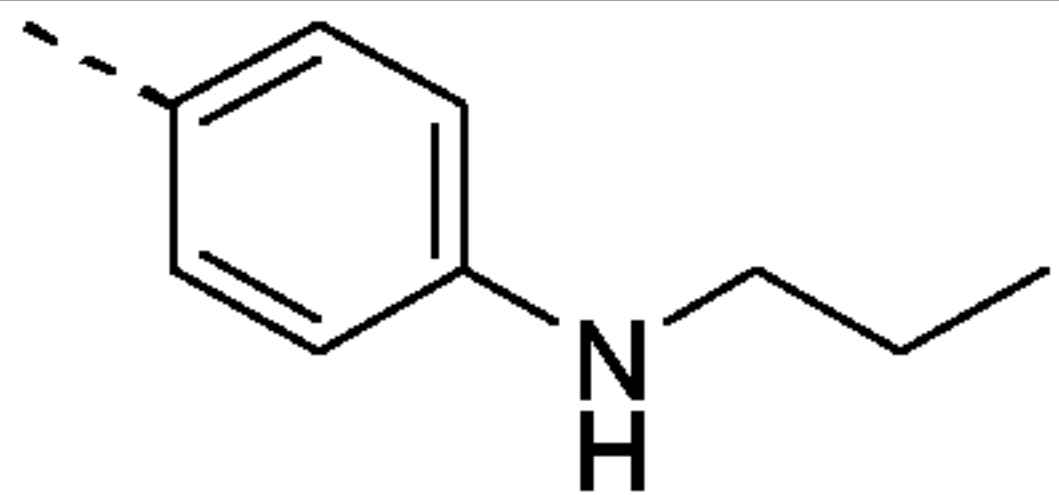
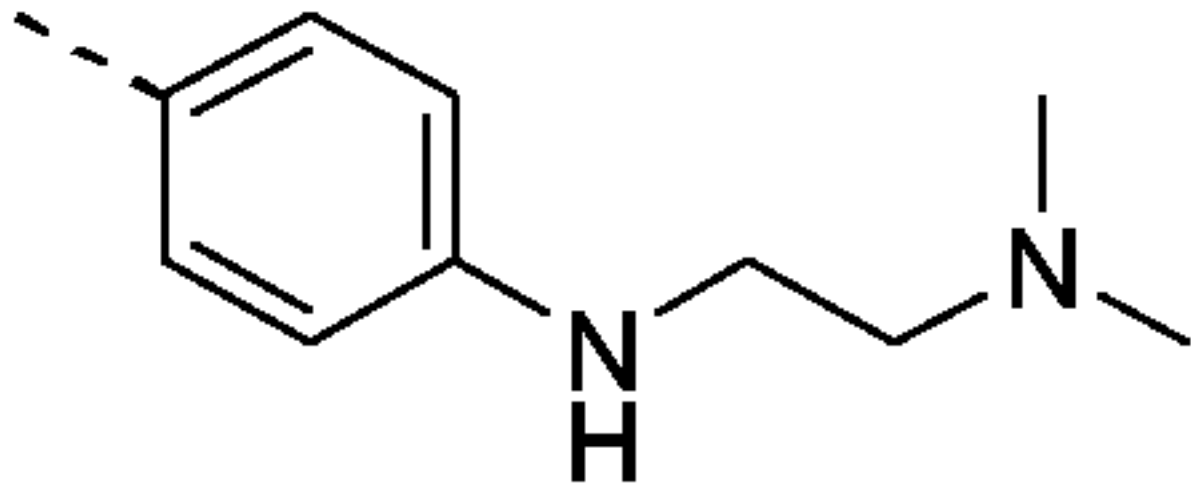
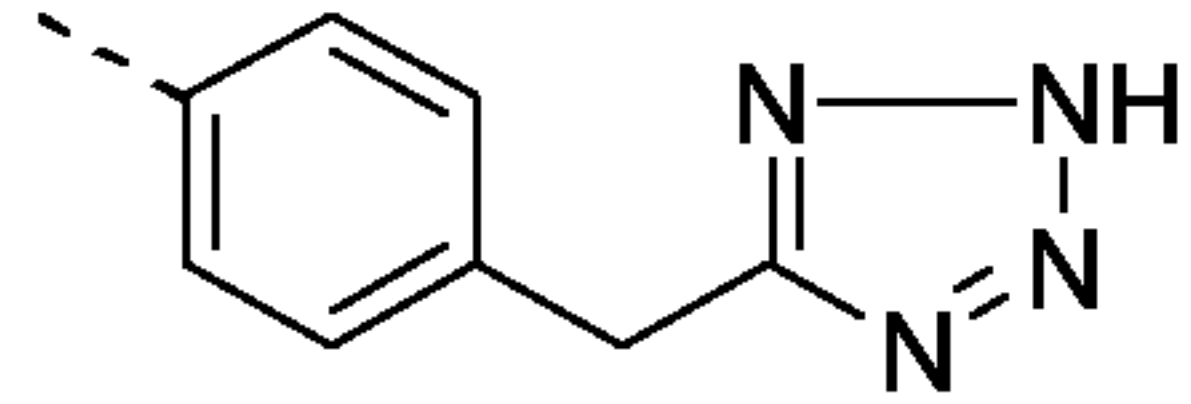
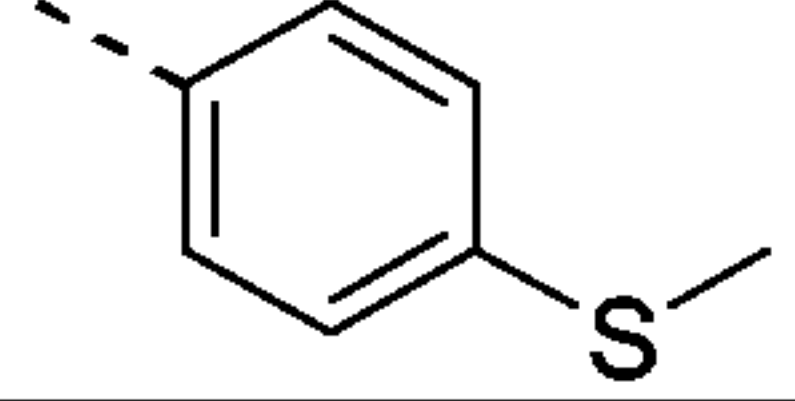
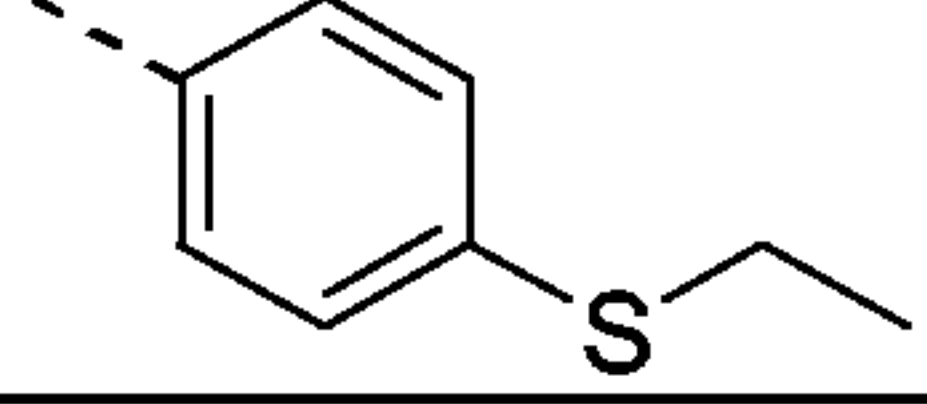
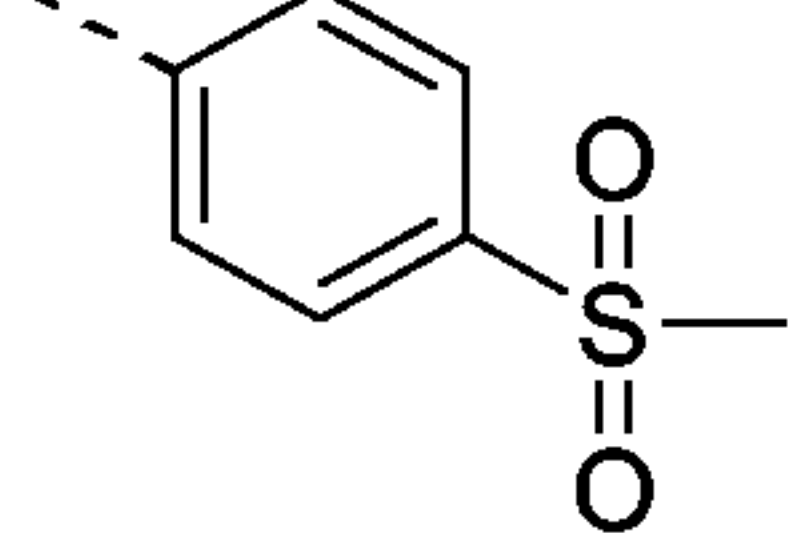
**Table 2**

Co.nr.	Exp. nr.	R <sup>3</sup>	
2-01	36*		
2-02	2		
2-03	2		
2-04	1		
2-05	1		
2-06	1		
2-07	2		
2-08	2		
2-09	2		
2-10	2		
2-11	2		
2-12	20		
2-13	20		

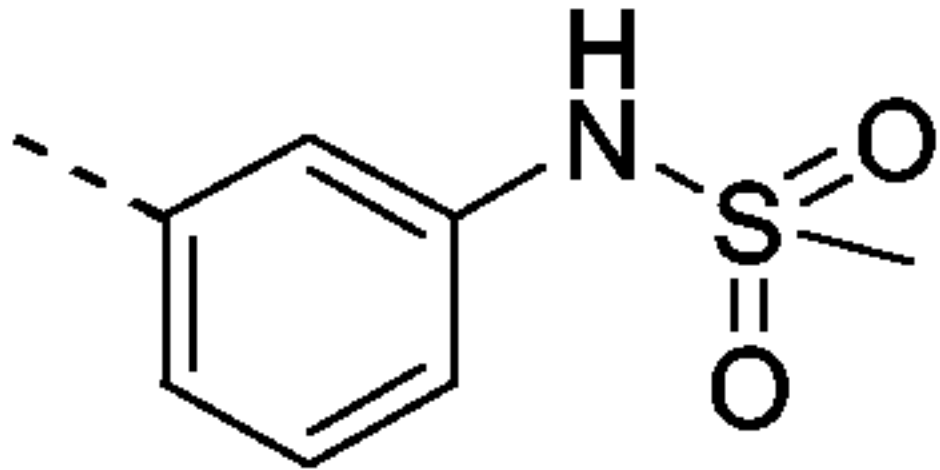
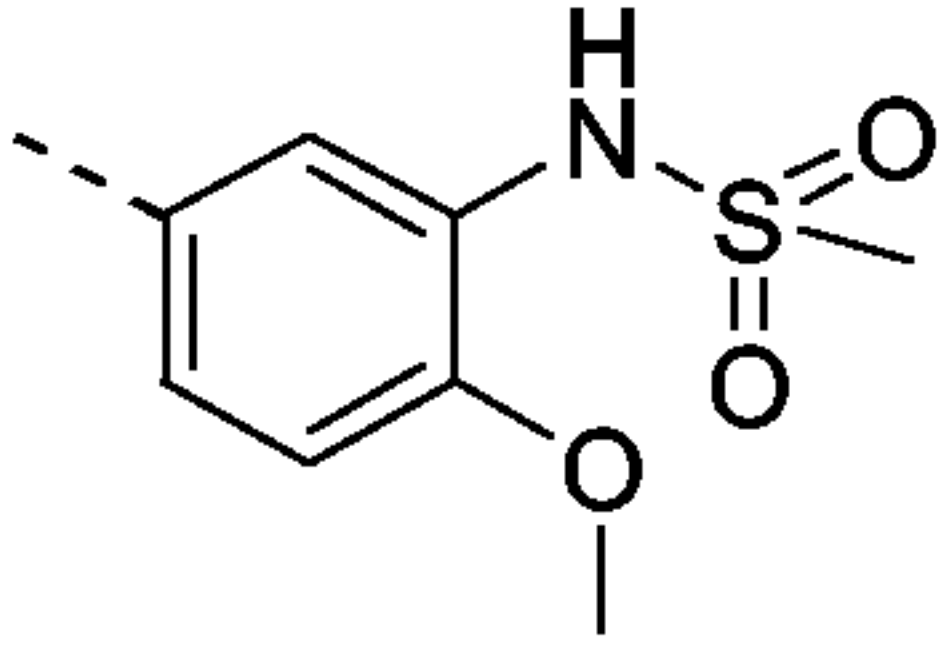
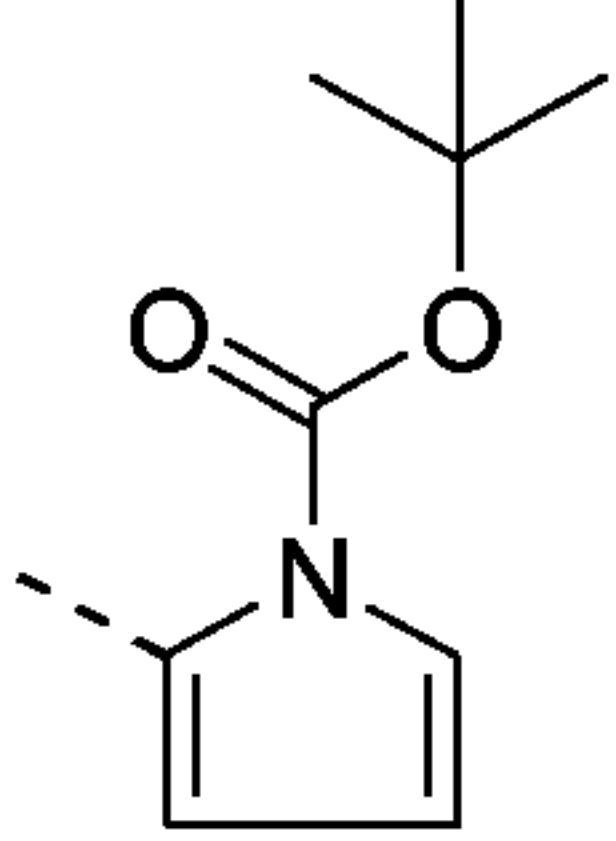
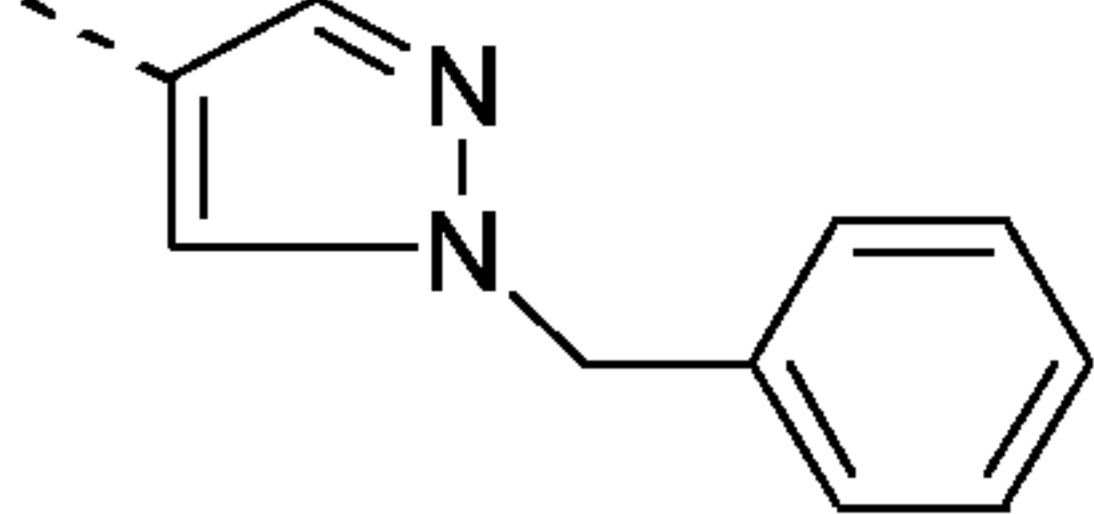
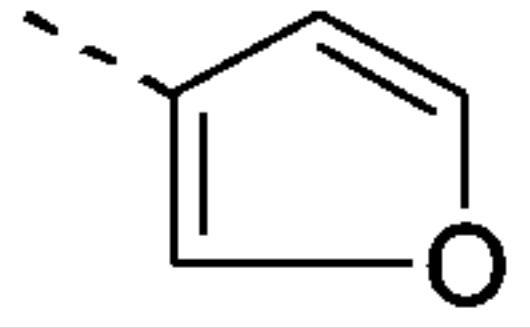
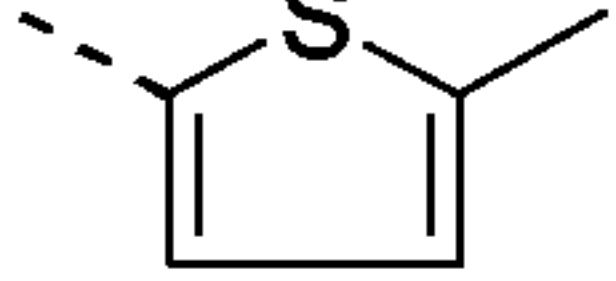
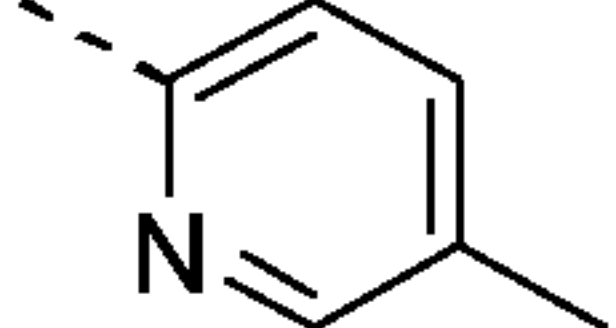
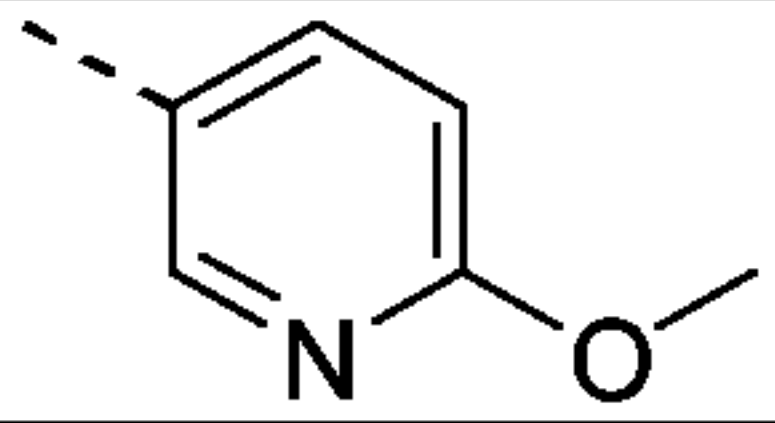
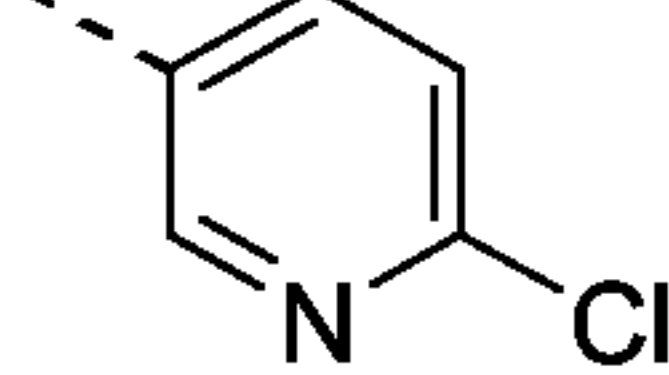
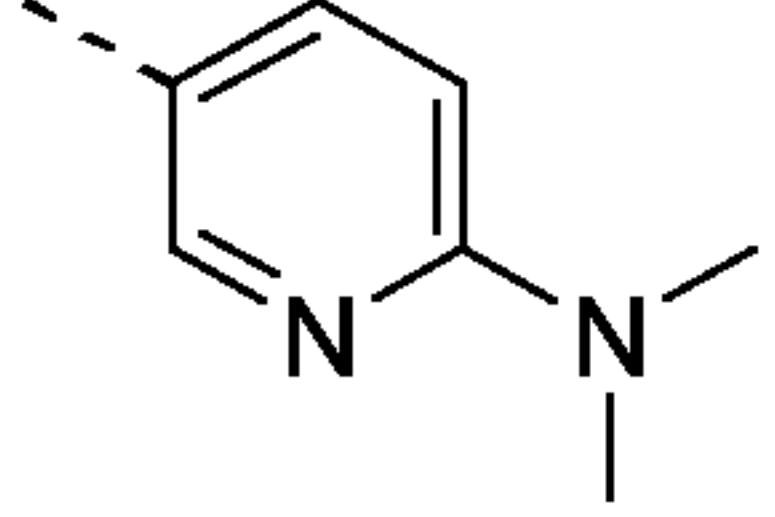
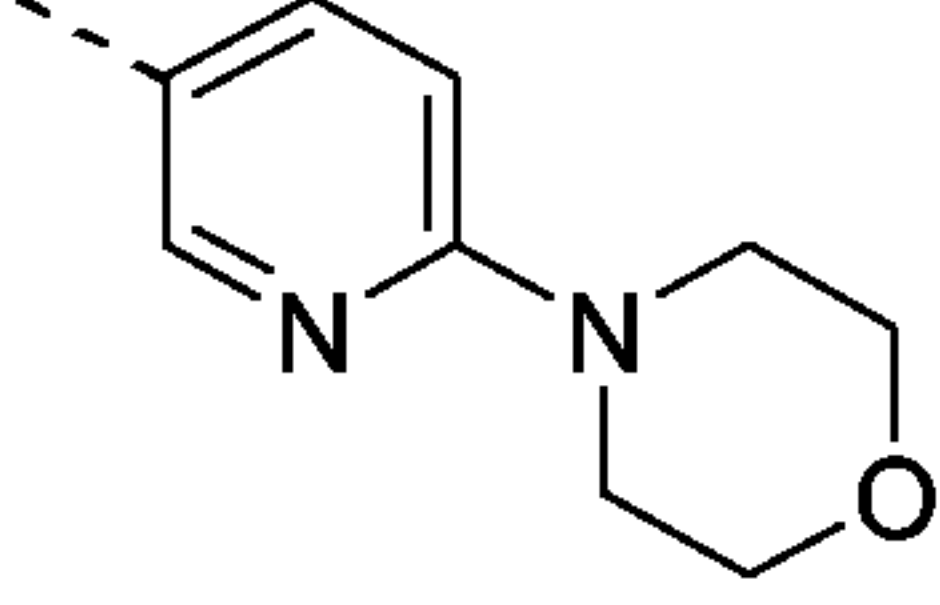
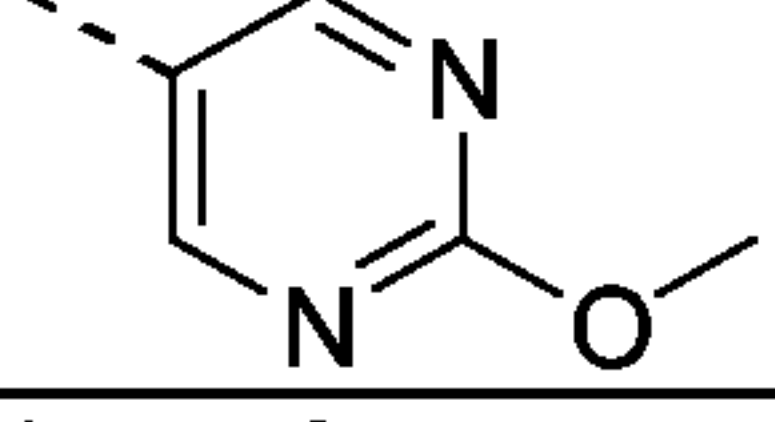
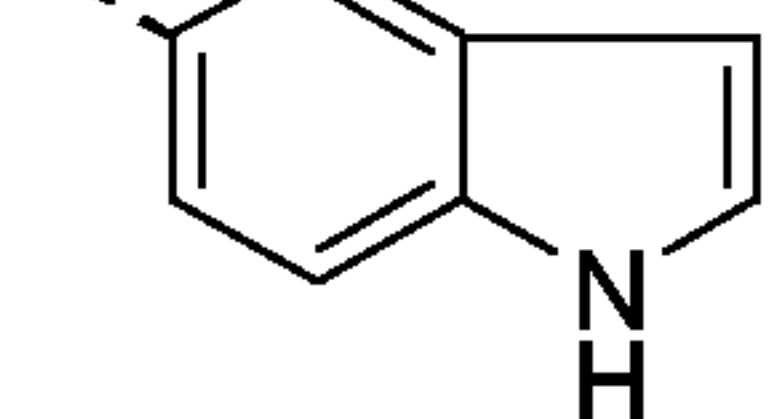
Co.nr.	Exp. nr.	R <sup>3</sup>	
2-14	35		
2-15	30*		
2-16	2*		
2-17	1		
2-18	2		
2-19	1		
2-20	2		
2-21	20		
2-22	20		
2-23	2		
2-24	2		
2-25	35*		
2-26	47		
2-27	35		
2-28	47		

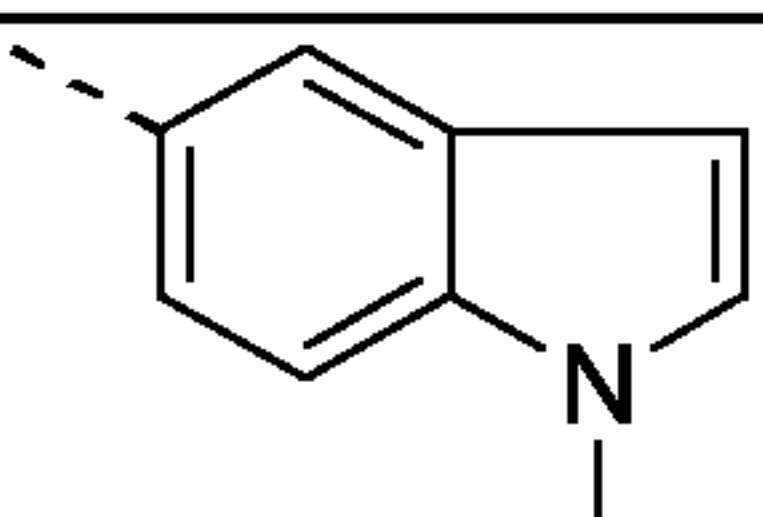
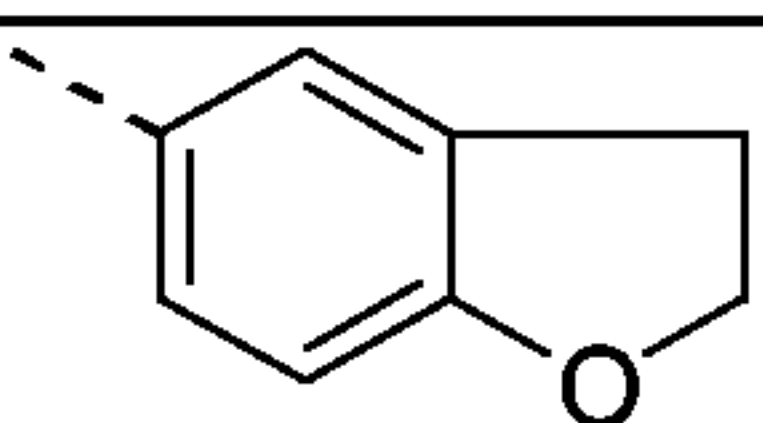
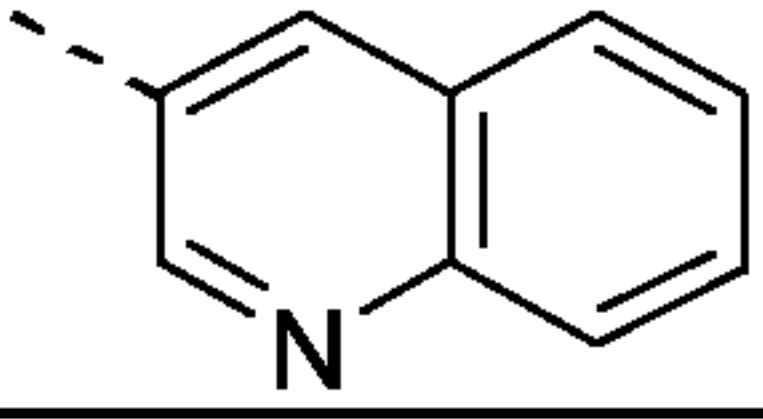
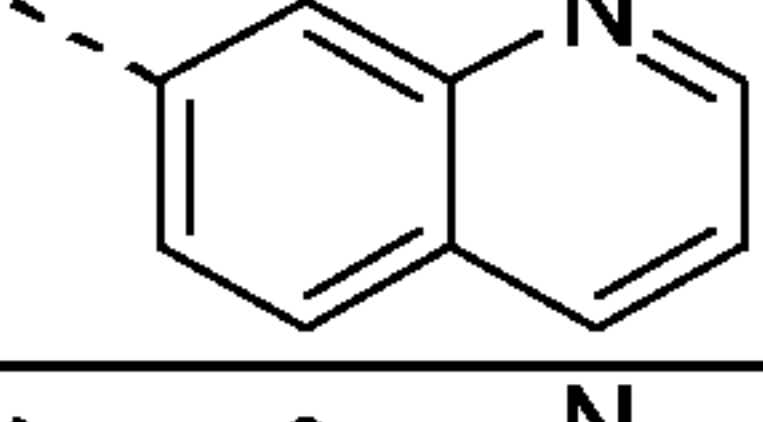
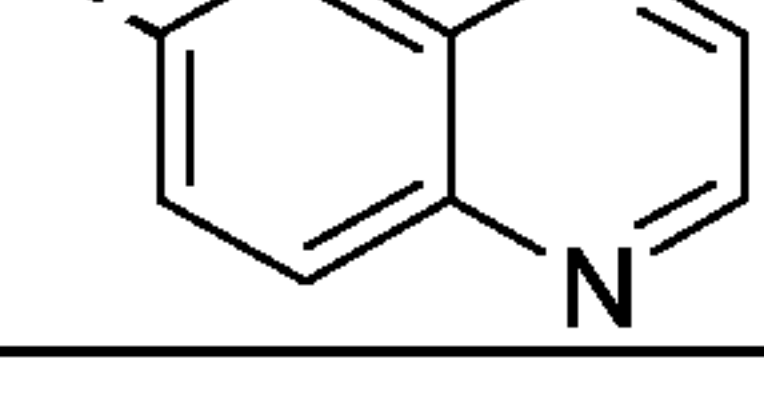


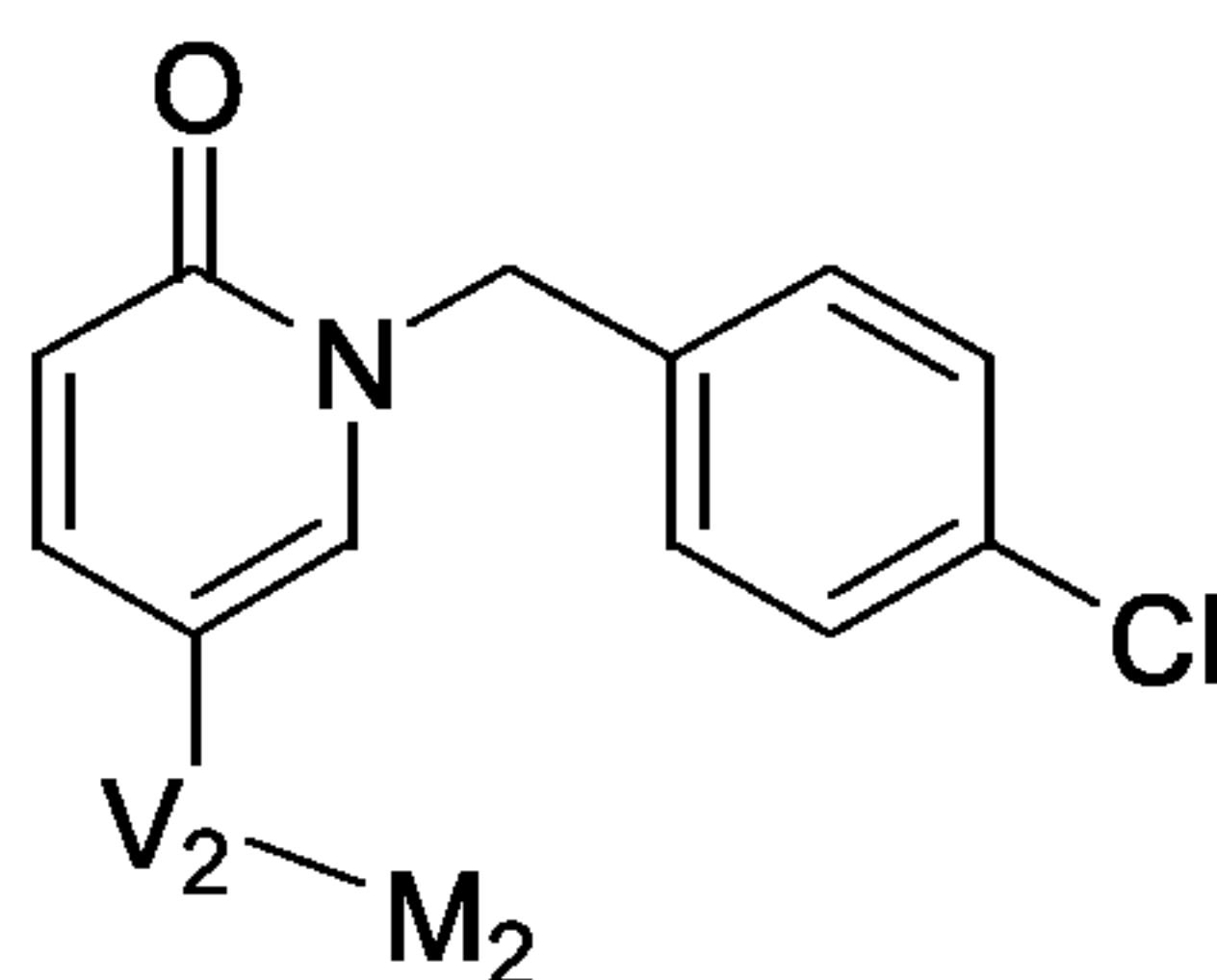
Co.nr.	Exp. nr.	R <sup>3</sup>	
2-29	21		
2-30	1		
2-31	22		
2-32	22		
2-33	2		
2-34	2		
2-35	1		
2-36	1		
2-37	1		
2-38	47		
2-39	47		
2-40	45		
2-41	1		

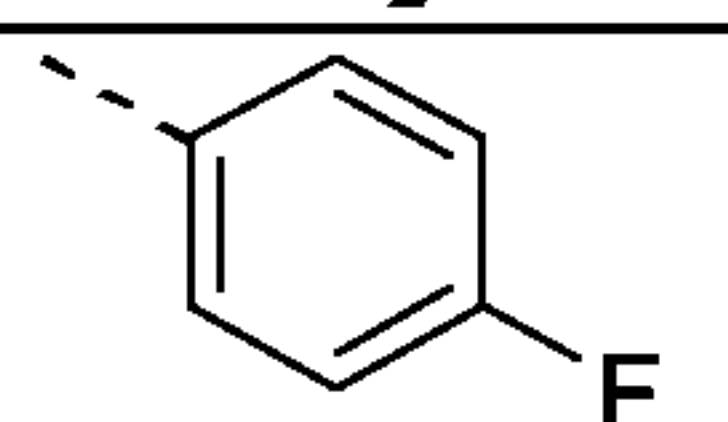
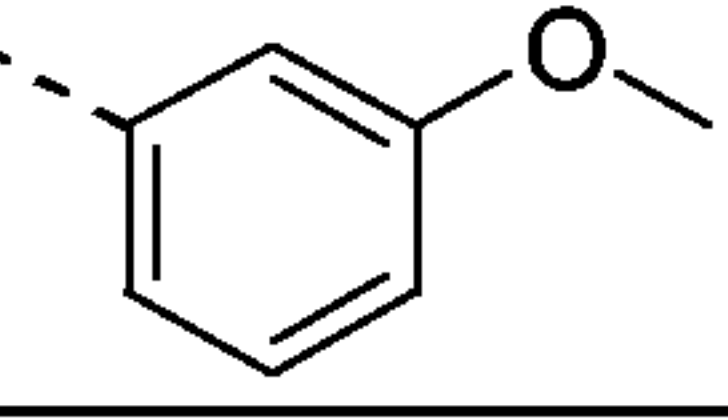
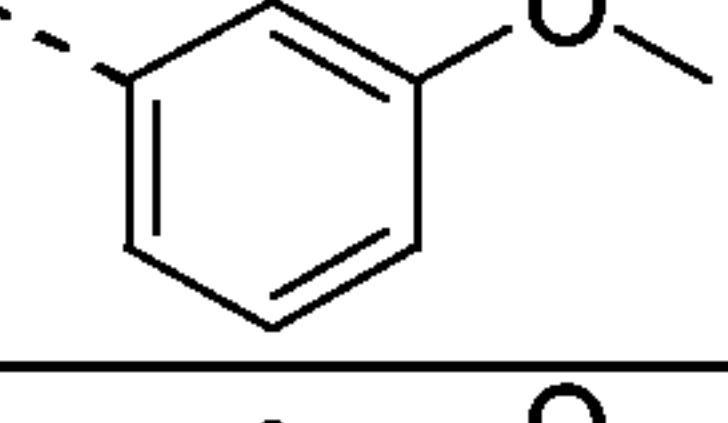
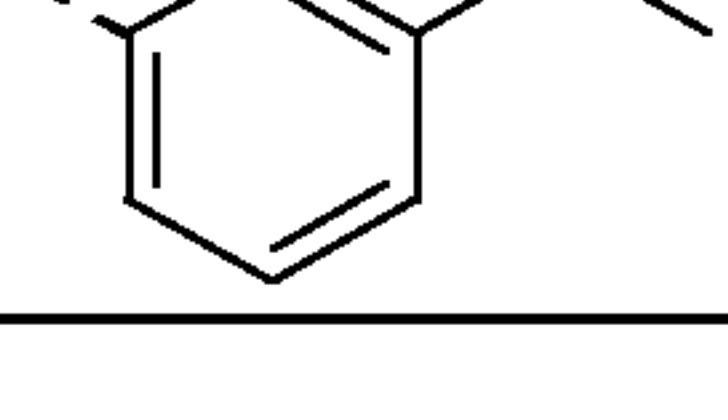
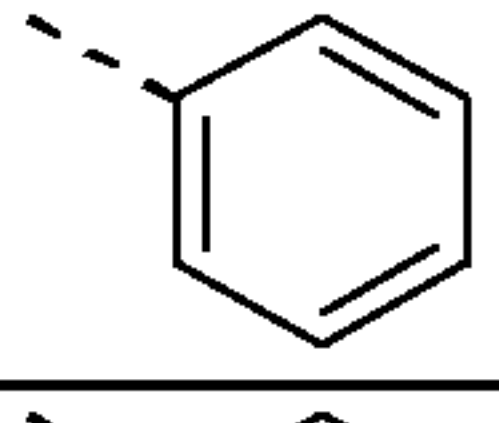
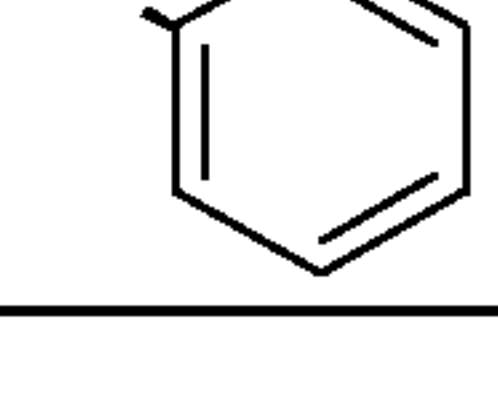
Co.nr.	Exp. nr.	R <sup>3</sup>	
2-42	47*		
2-43	22		
2-44	22*		
2-45	22		
2-46	22		
2-47	22		
2-48	2		
2-49	45		
2-50	45*		
2-51	23*		
2-52	2		
2-53	1		
2-54	2		



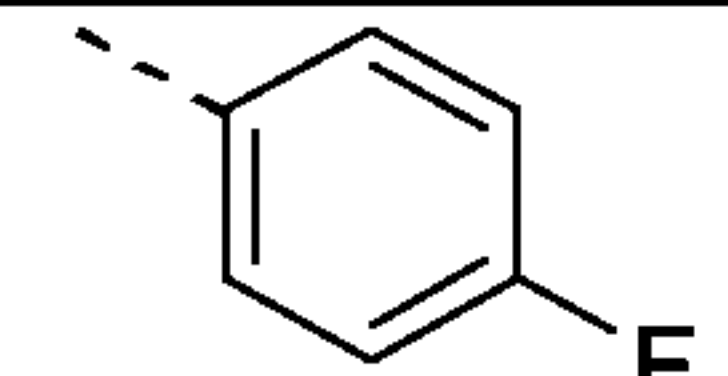
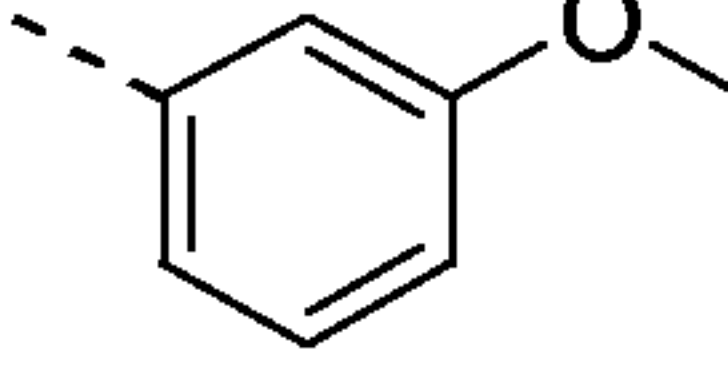
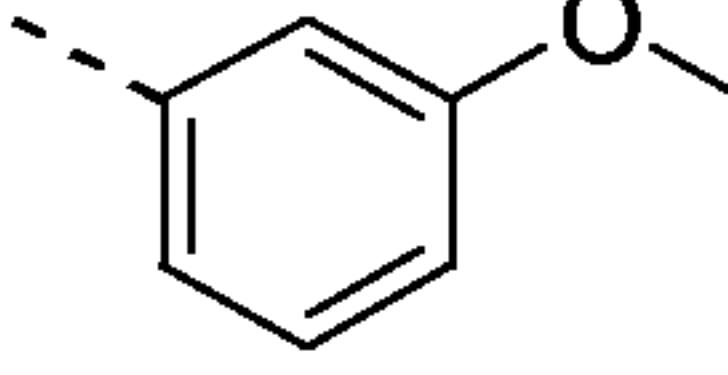
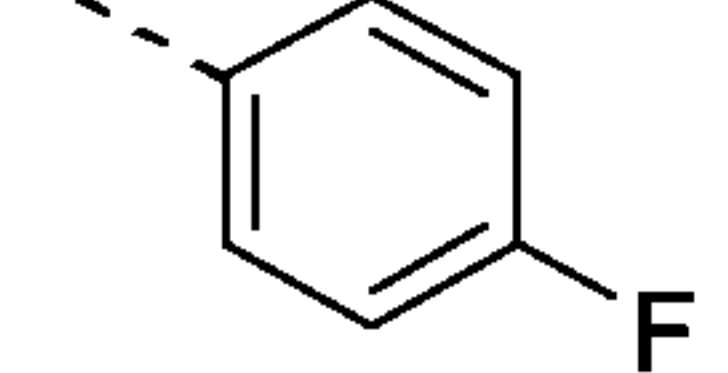
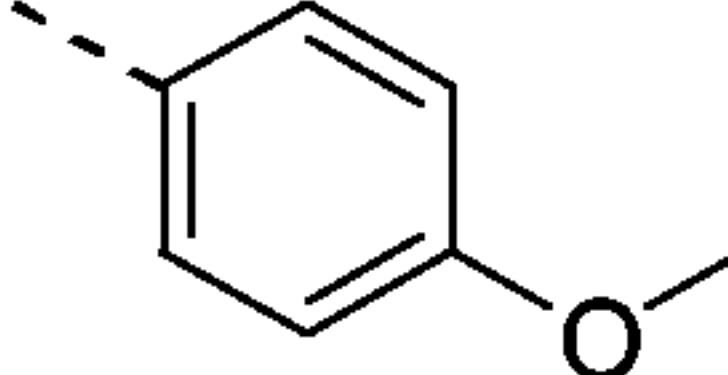
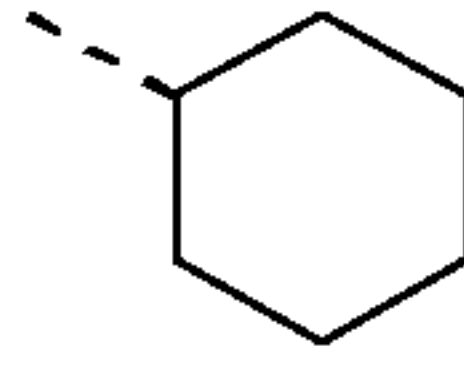
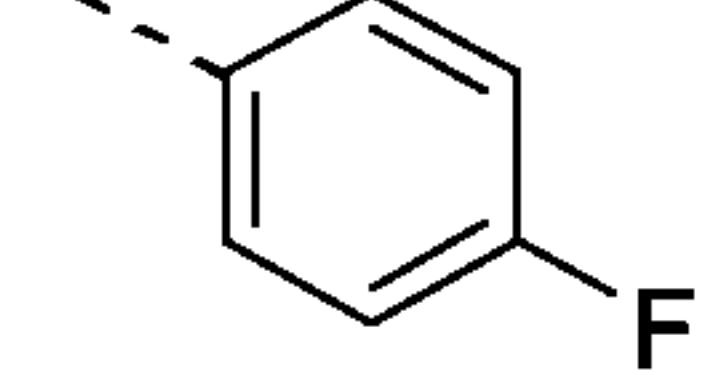
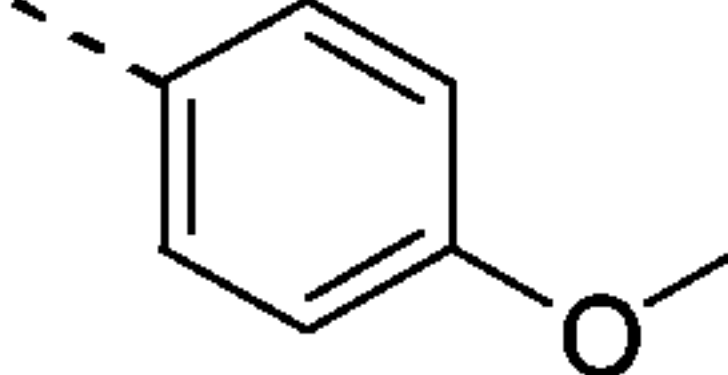
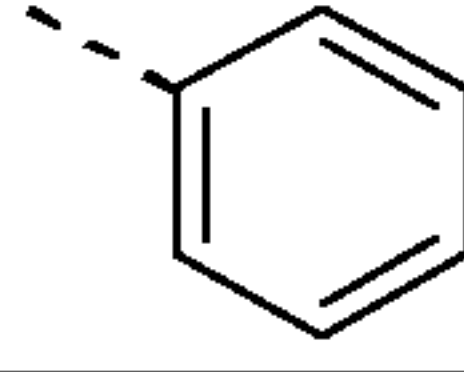
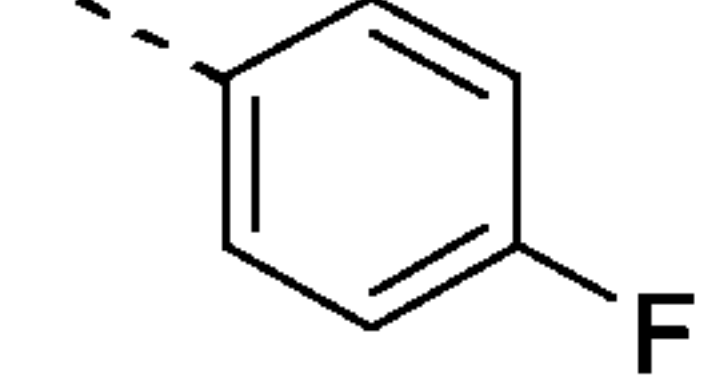
Co.nr.	Exp. nr.	R <sup>3</sup>	
2-55	4		
2-56	4*		
2-57	2		
2-58	2		
2-59	2		
2-60	1		
2-61	1		
2-62	1		
2-63	1		
2-64	1		
2-65	1		
2-66	1		
2-67	2		

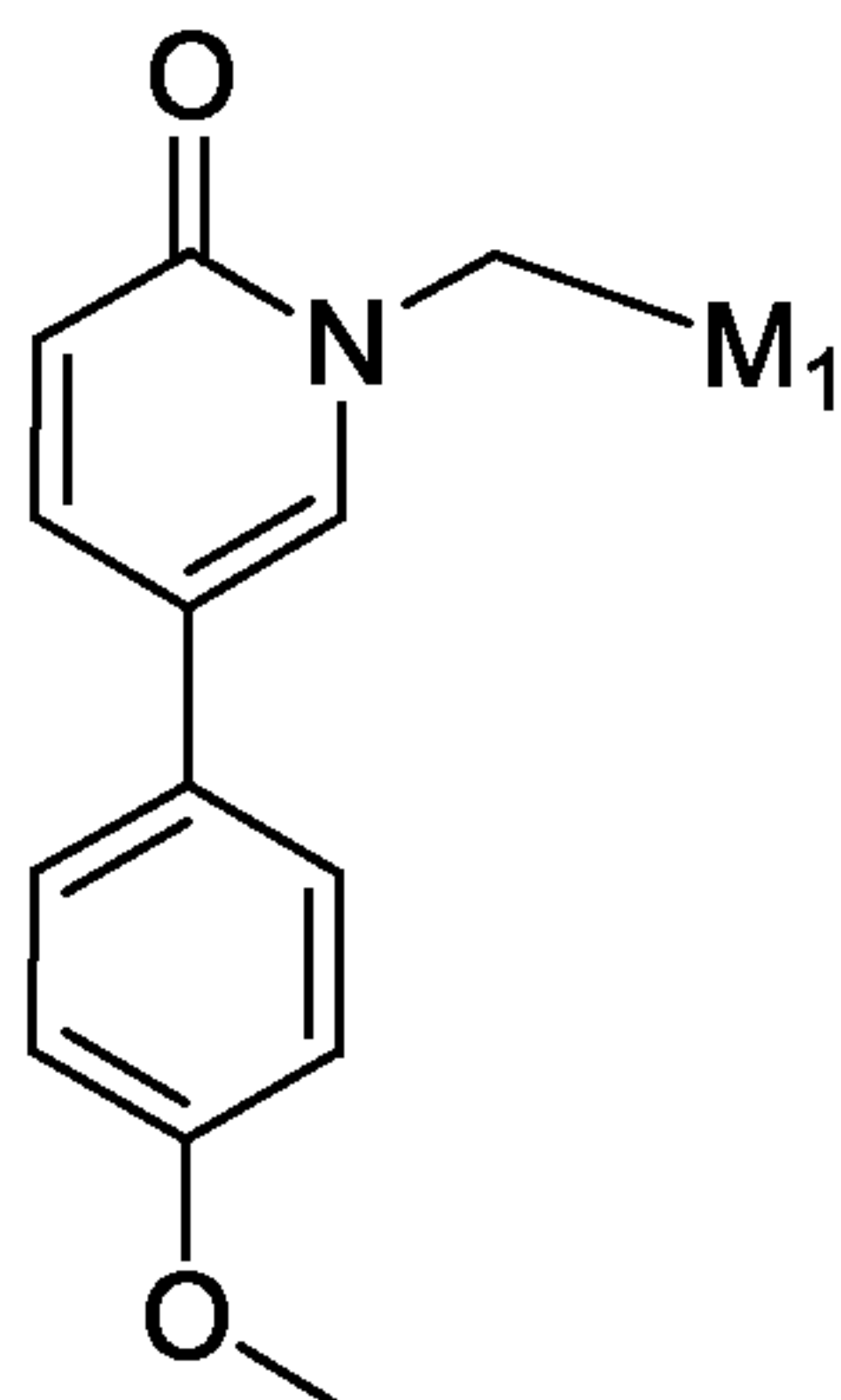
Co.nr.	Exp. nr.	R <sup>3</sup>	
2-68	2		
2-69	1		
2-70	1		
2-71	1		
2-72	1		

**Table 3**

Co.nr.	Exp. nr.	V <sub>2</sub>	M <sub>2</sub>	
3-01	12	--CH <sub>2</sub> --		
3-02	12*	--CH <sub>2</sub> --		
3-03	5	--CH=CH--		(Z)
3-04	5	--CH=CH--		(E)
3-05	32	--CH <sub>2</sub> -CH <sub>2</sub> -CH <sub>2</sub> -CH <sub>2</sub> --	--H	
3-07	10*	--CH <sub>2</sub> -N(CH <sub>3</sub> )--		
3-08	10	--CH <sub>2</sub> -N(CH <sub>3</sub> )-CH <sub>2</sub> --		

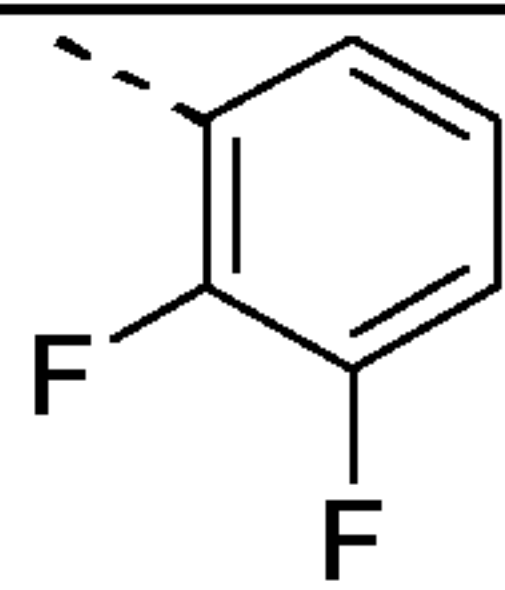
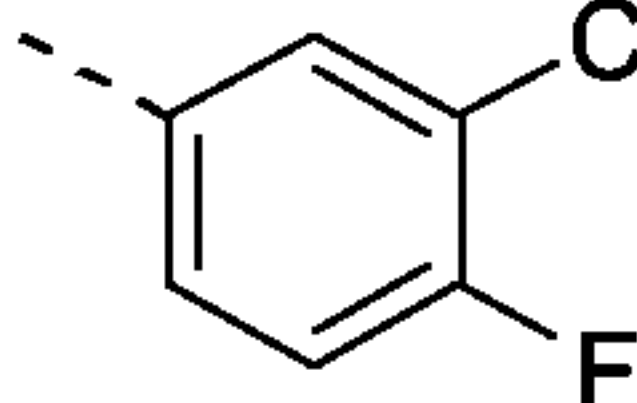
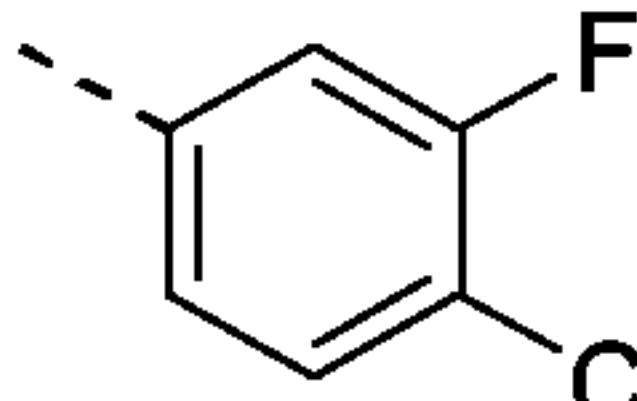
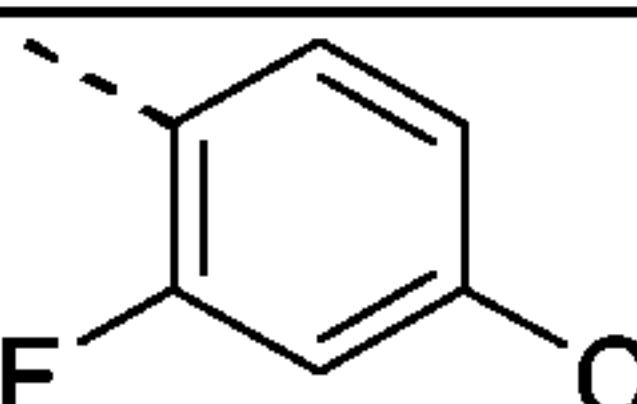
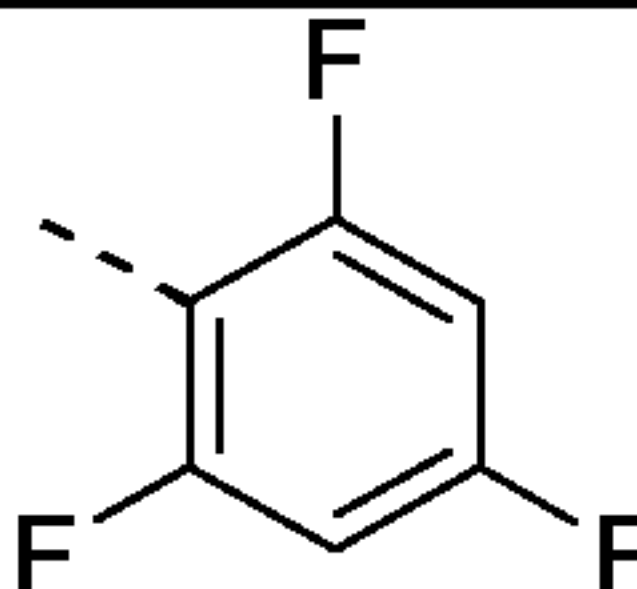
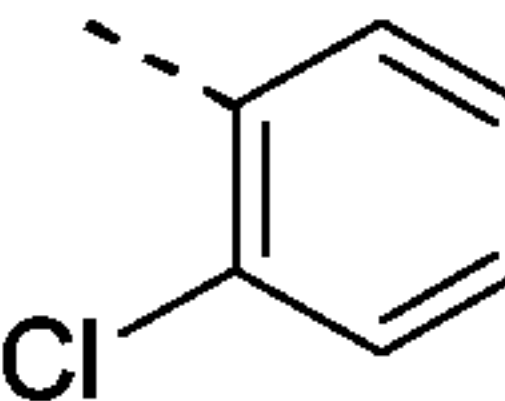
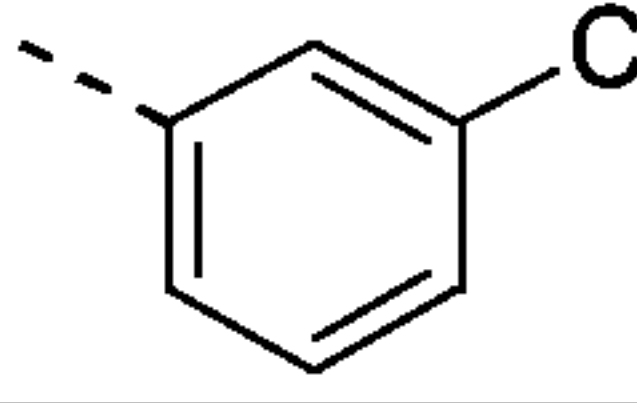
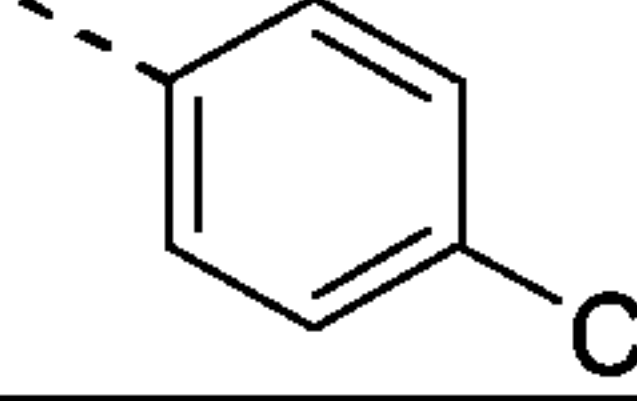
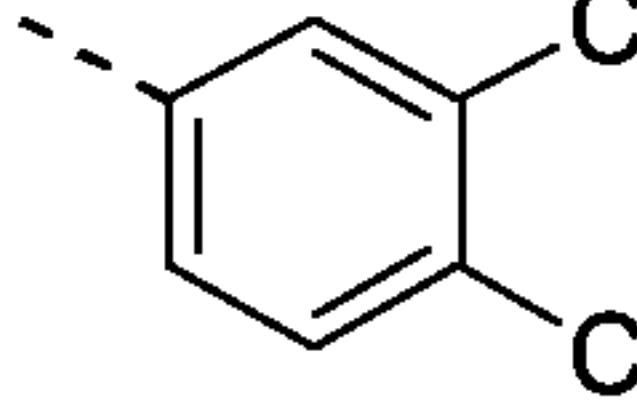
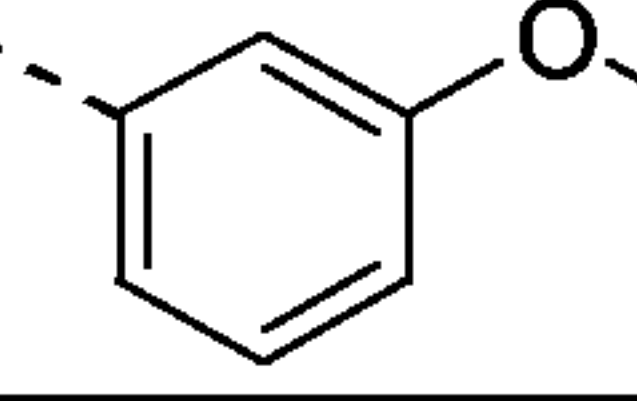
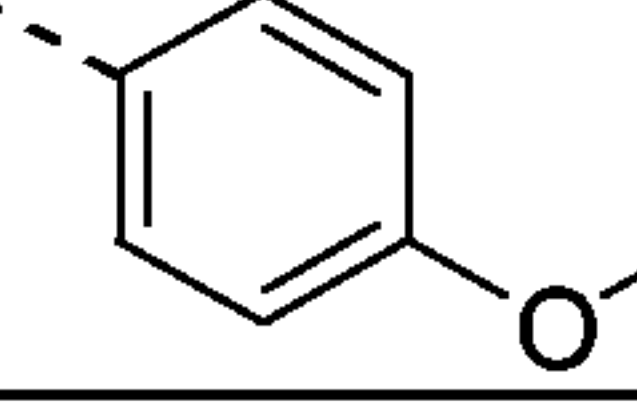
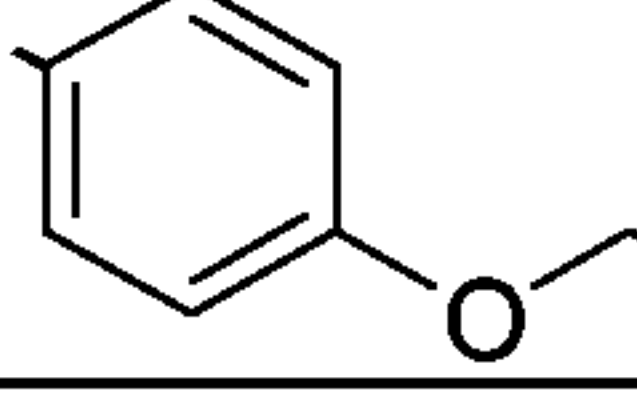
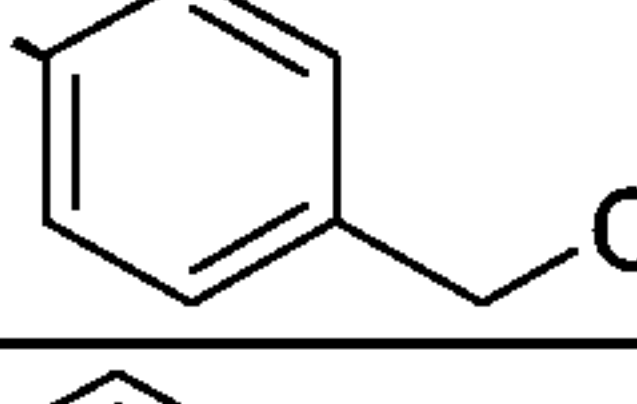
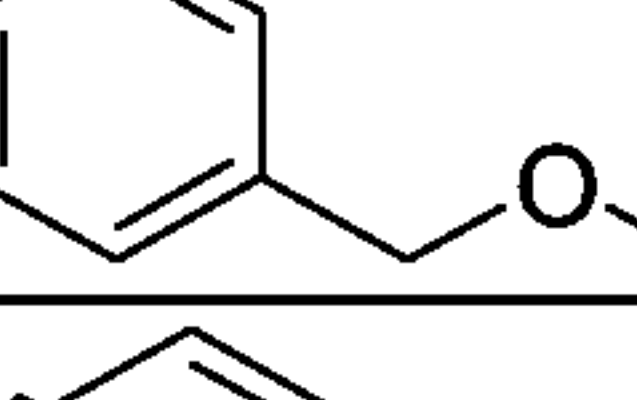
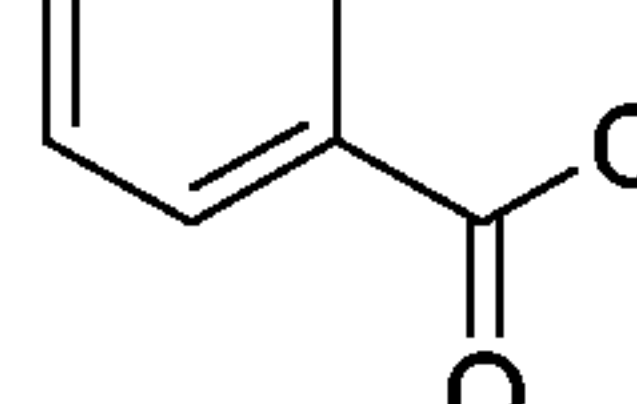


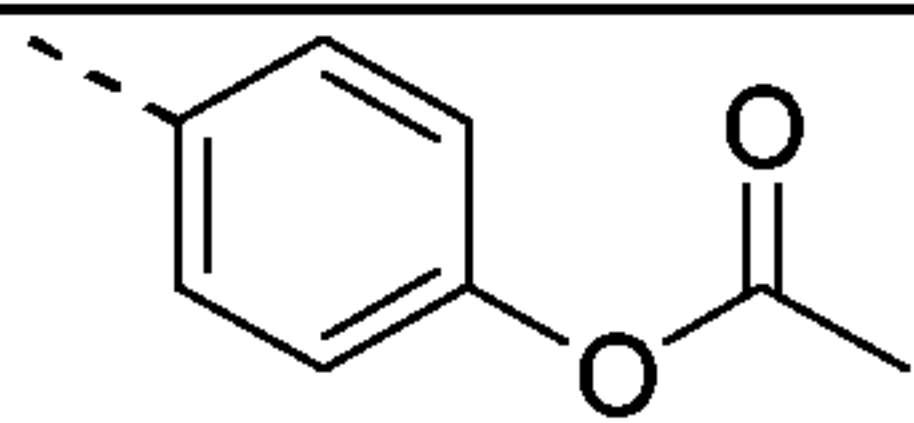
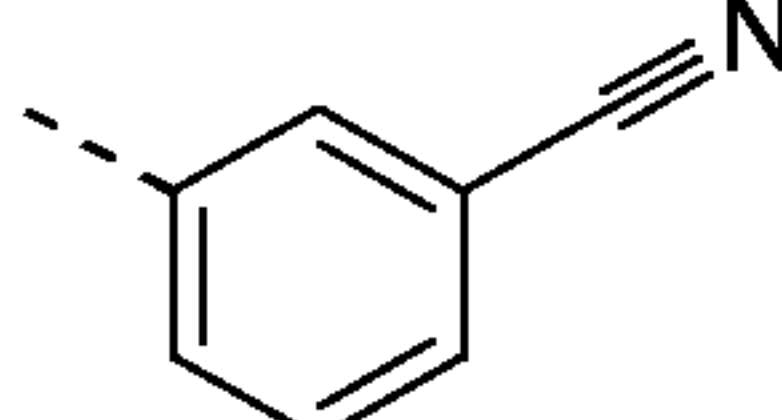
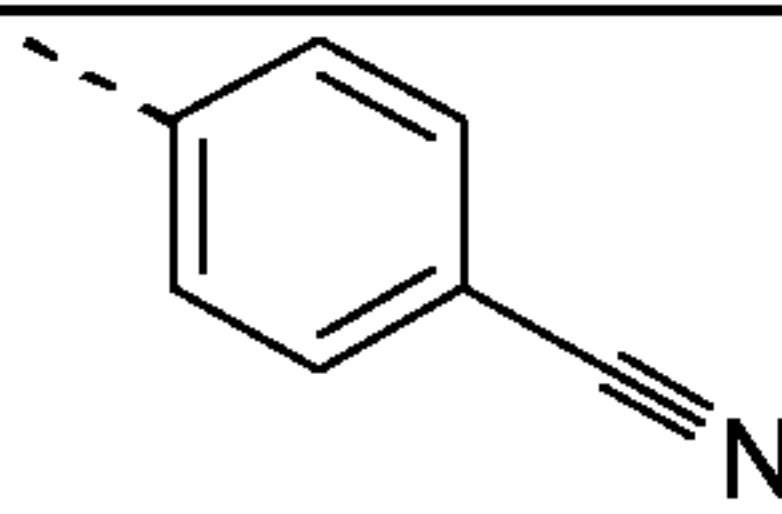
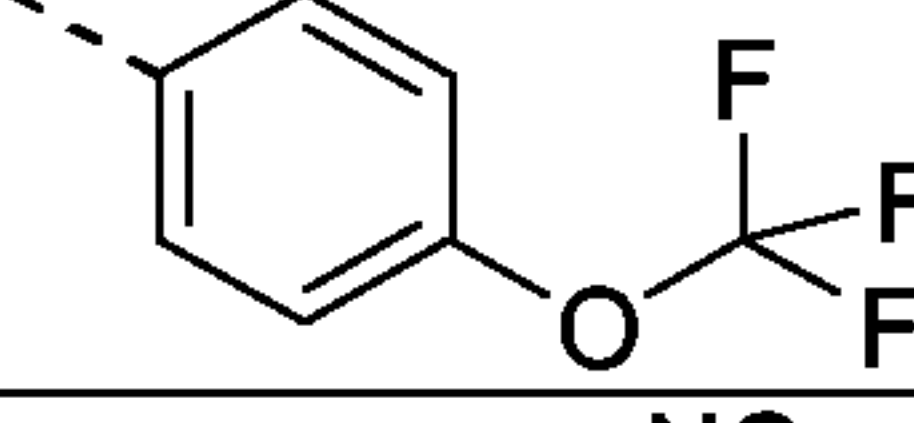
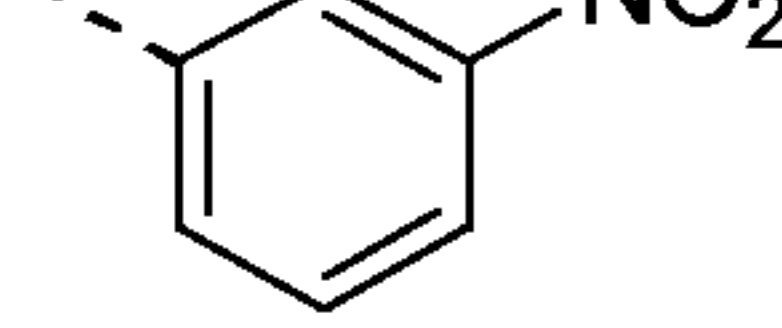
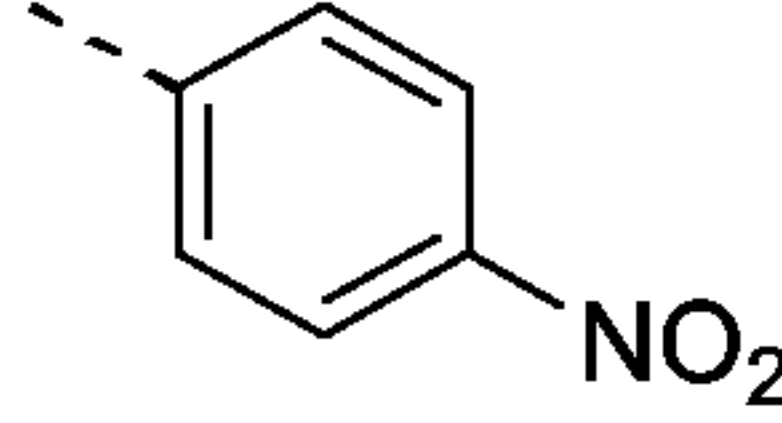
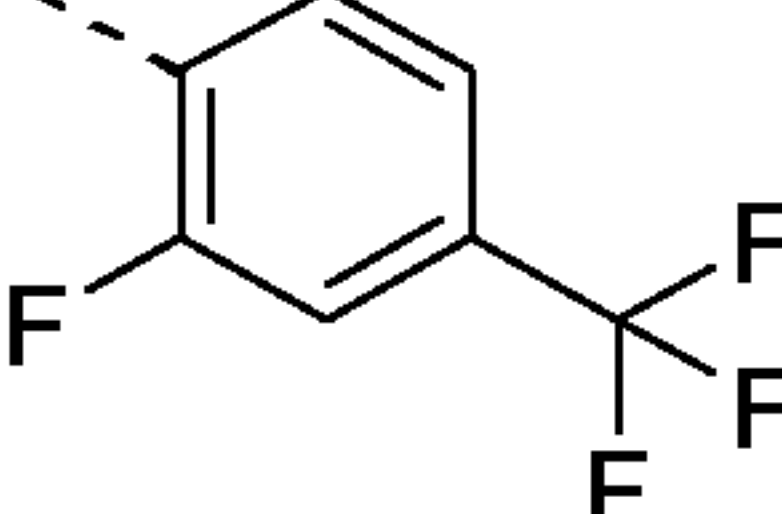
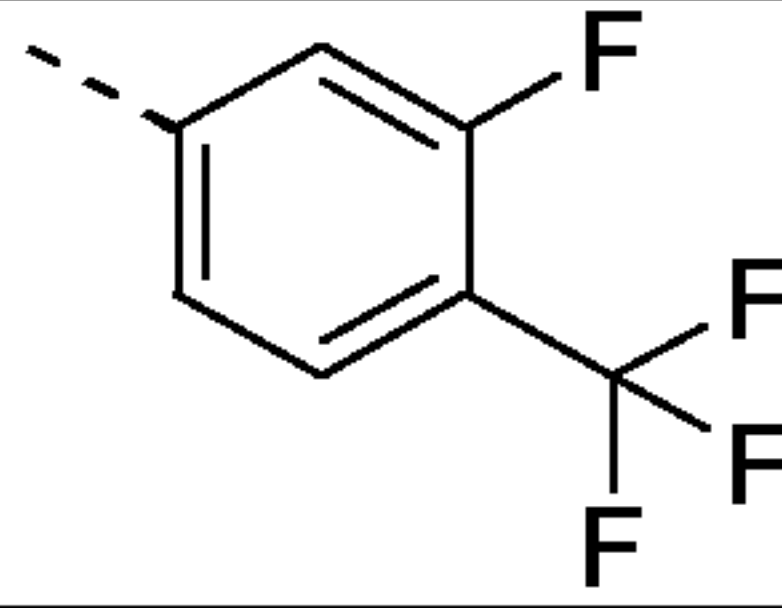
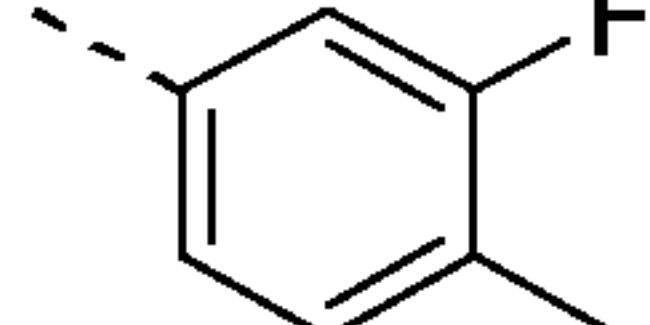
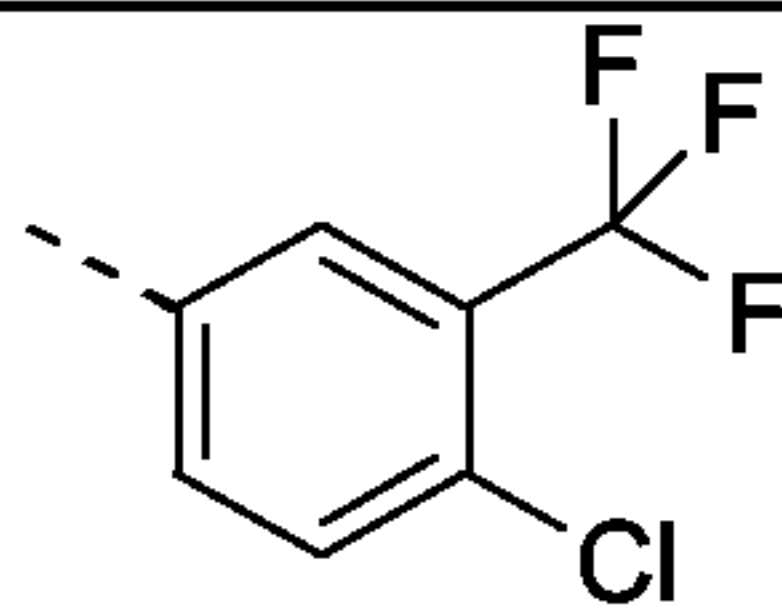
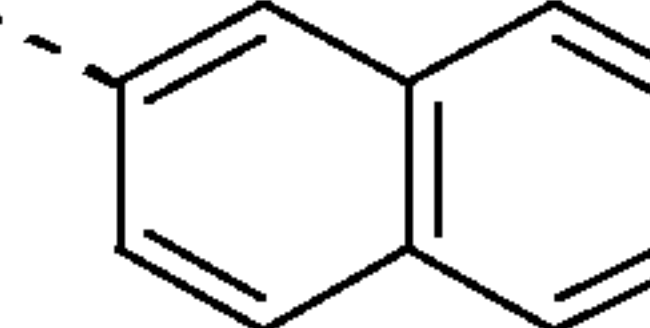
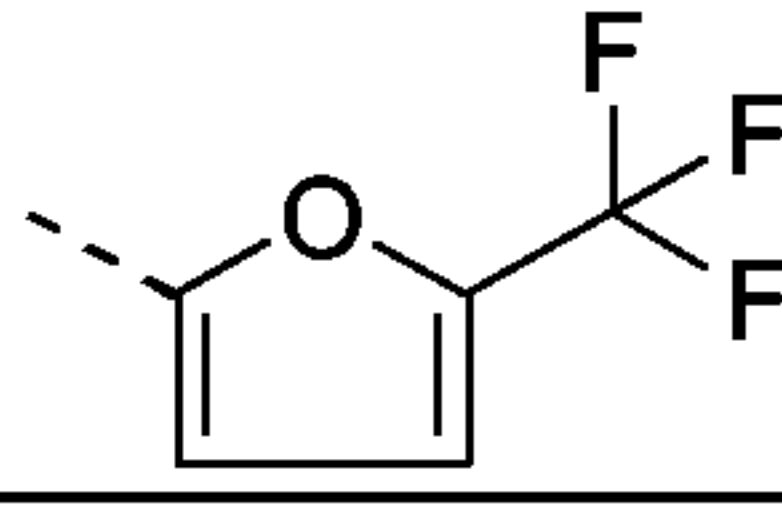
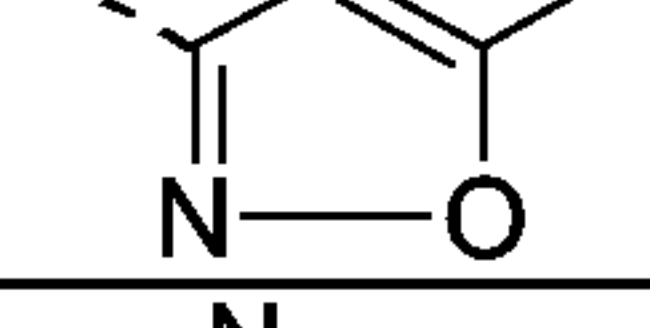
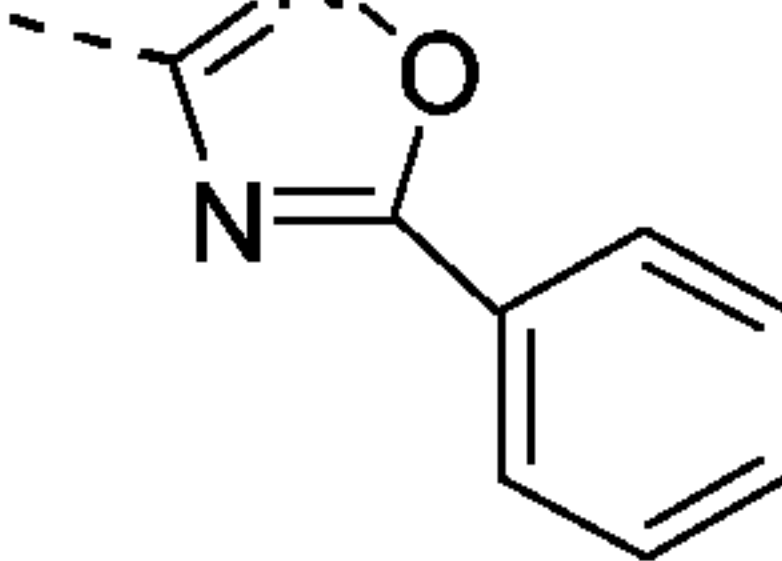
Co.nr.	Exp. nr.	V <sub>2</sub>	M <sub>2</sub>	
3-09	41	--CH(OH)--		
3-10	41*	--CH(OH)--		
3-12	11*	--C(=O)--		
3-13	50*	--O--		
3-14	50	--O--		
3-15	51	--O-CH <sub>2</sub> --		
3-16	51	--O-CH <sub>2</sub> --		
3-17	51*	--O-CH <sub>2</sub> --		
3-18	51	--O-CH <sub>2</sub> -CH <sub>2</sub> --		
3-19	51	--O-CH <sub>2</sub> -CH <sub>2</sub> -CH <sub>2</sub> --	--H	
3-21	46*	--N(CH <sub>3</sub> )--		

**Table 4**

Co.nr.	Exp. nr.	M <sub>1</sub>	
4-01	9		
4-02	9		
4-03	9*		
4-04	9		
4-05	7		
4-06	7		
4-07	7		
4-08	7		
4-09	7		
4-10	7		
4-11	7		
4-12	7		



Co.nr.	Exp. nr.	M <sub>1</sub>	
4-13	7		
4-14	7		
4-15	7		
4-16	7		
4-17	7		
4-18	7		
4-19	1		
4-20	7		
4-21	7		
4-22	7		
4-23	7		
4-24	34		
4-25	34*		
4-26	34		
4-27	7		

Co.nr.	Exp. nr.	M <sub>1</sub>	
4-28	7		
4-29	7		
4-30	7		
4-31	7		
4-32	7		
4-33	7		
4-34	7		
4-35	7		
4-36	7		
4-37	7		
4-38	7		
4-39	7		
4-40	7		
4-41	7		



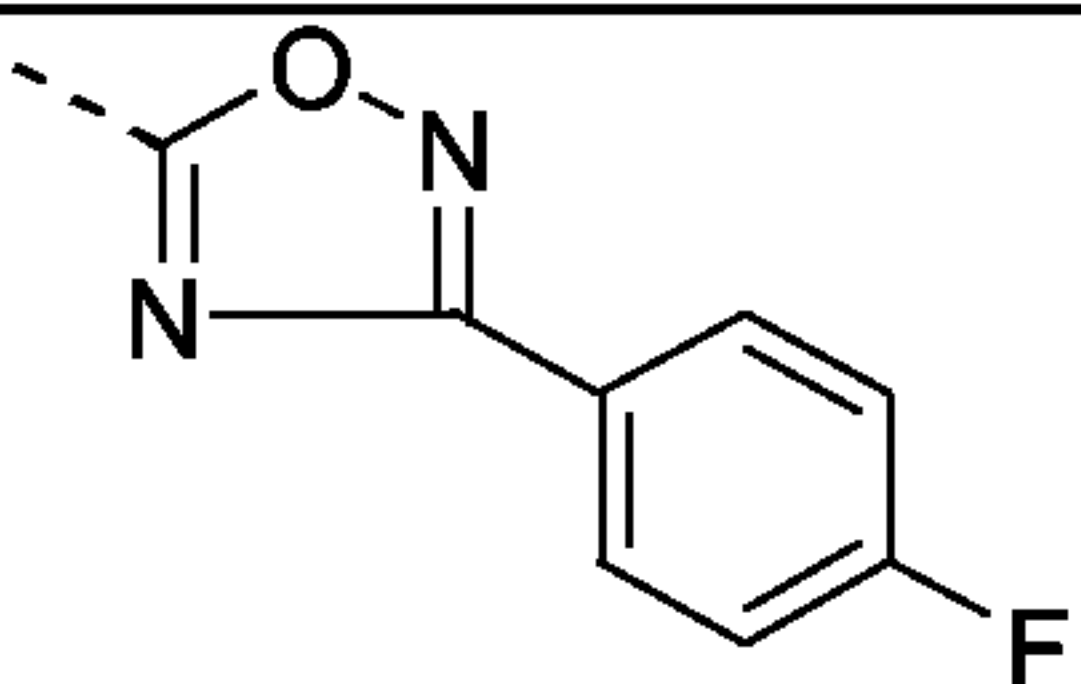
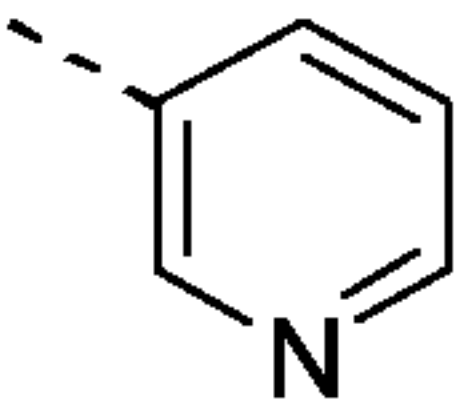
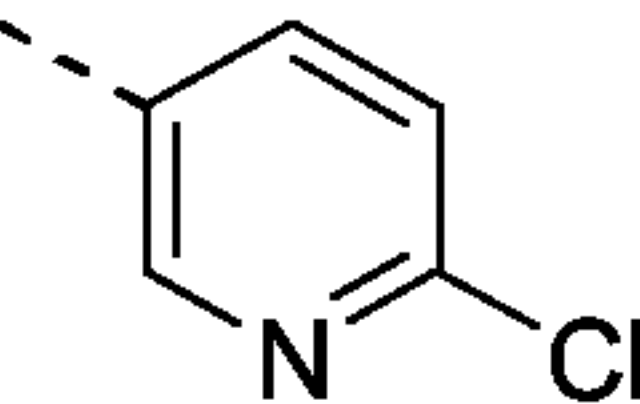
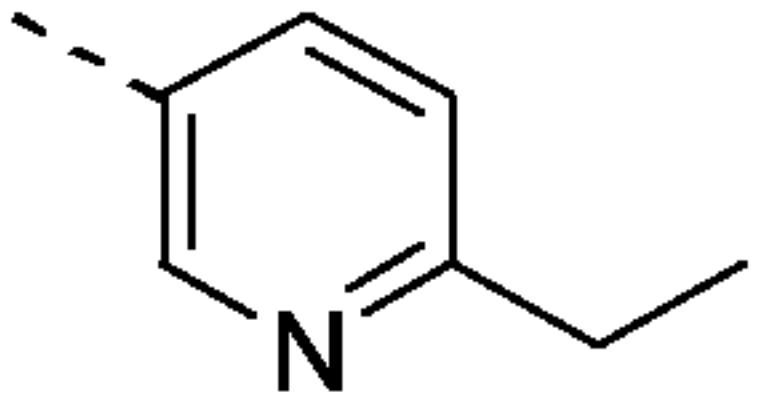
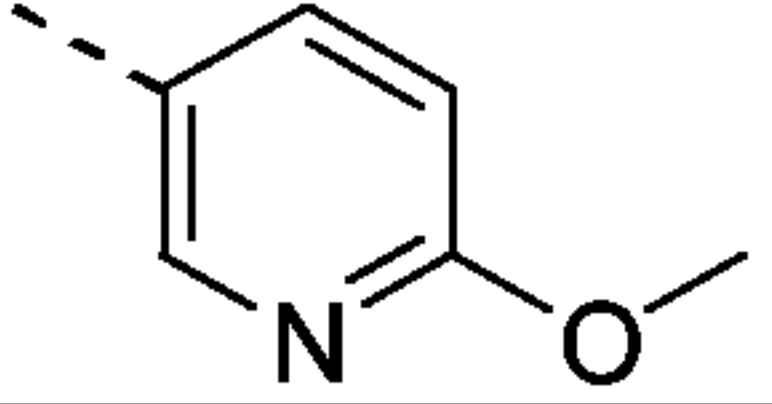
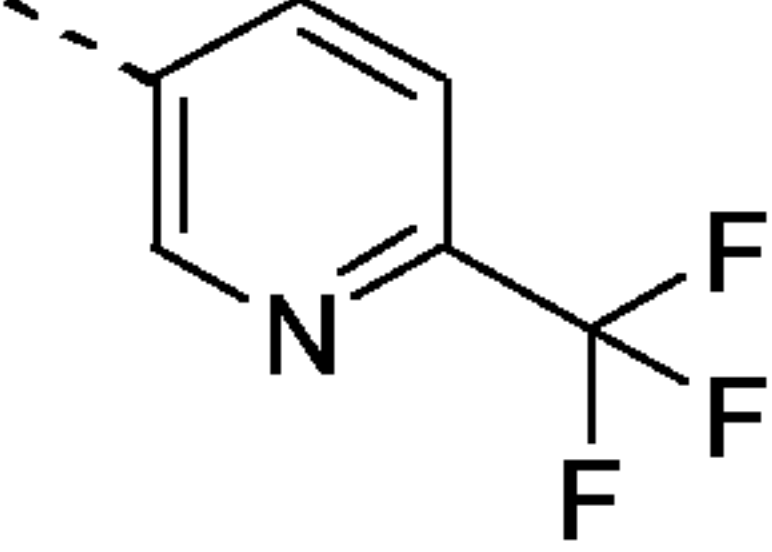
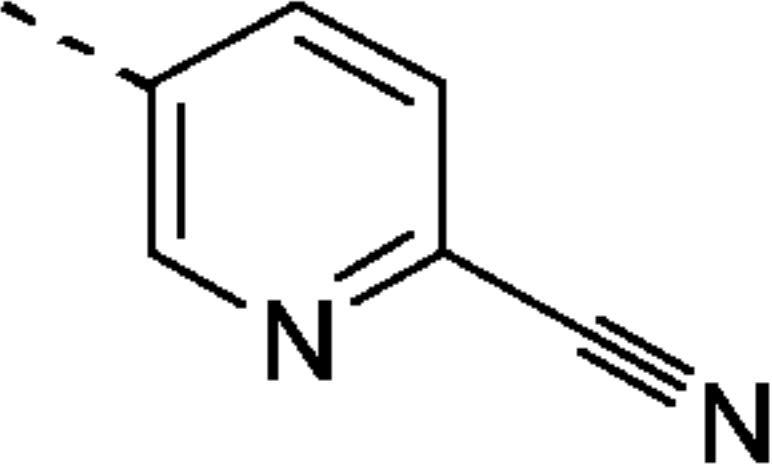
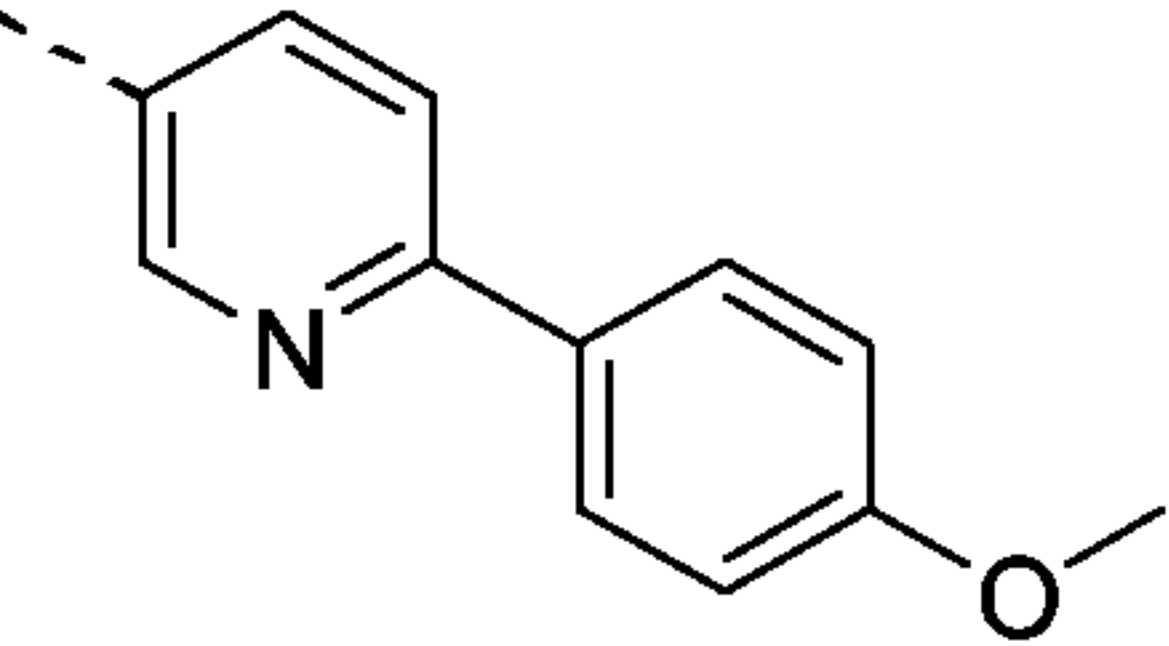
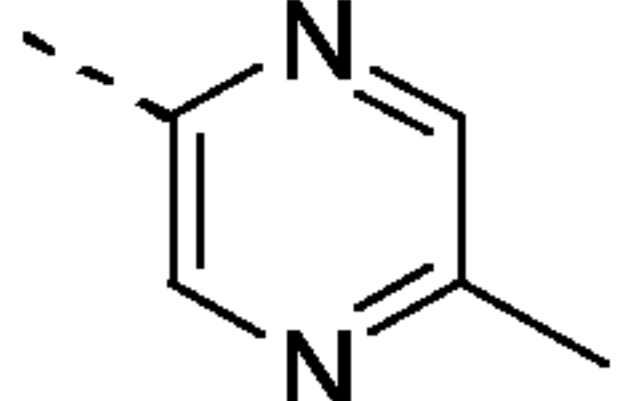
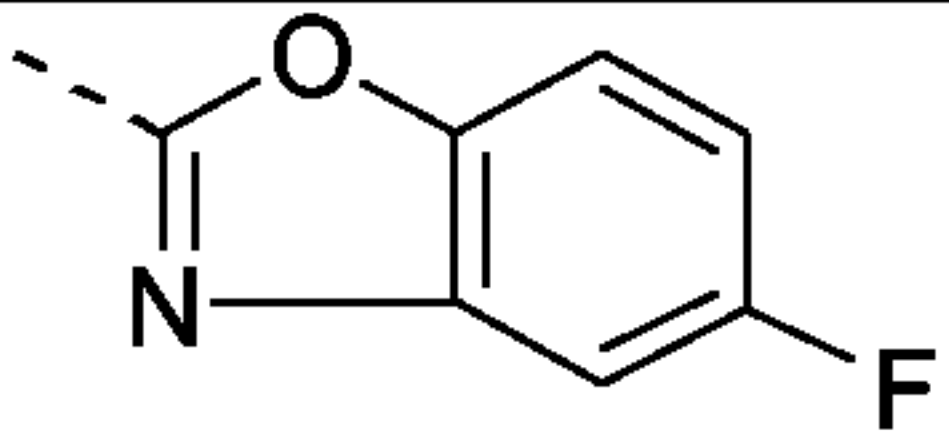
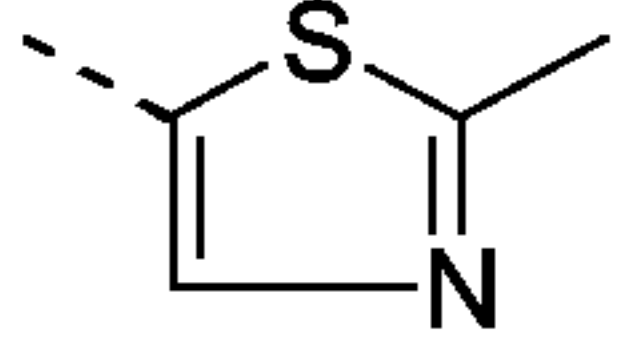
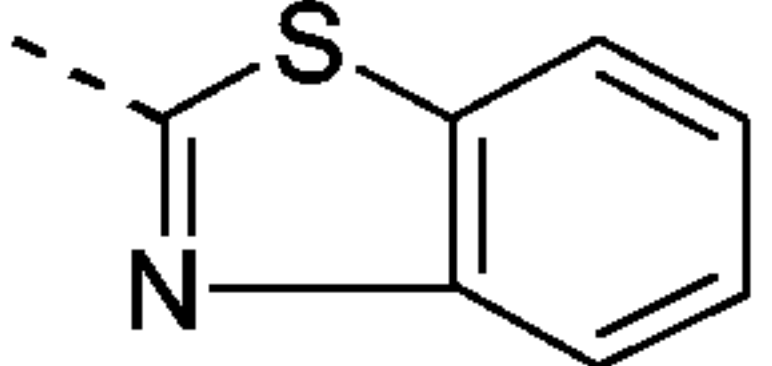
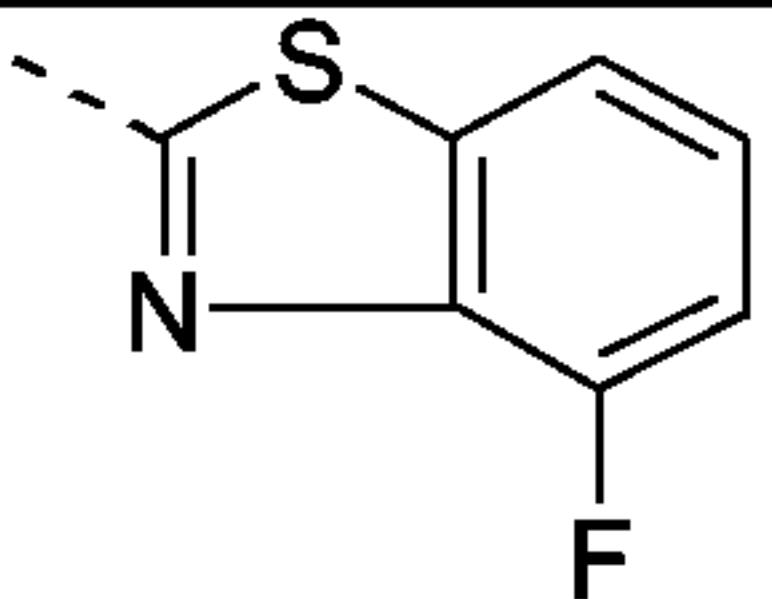
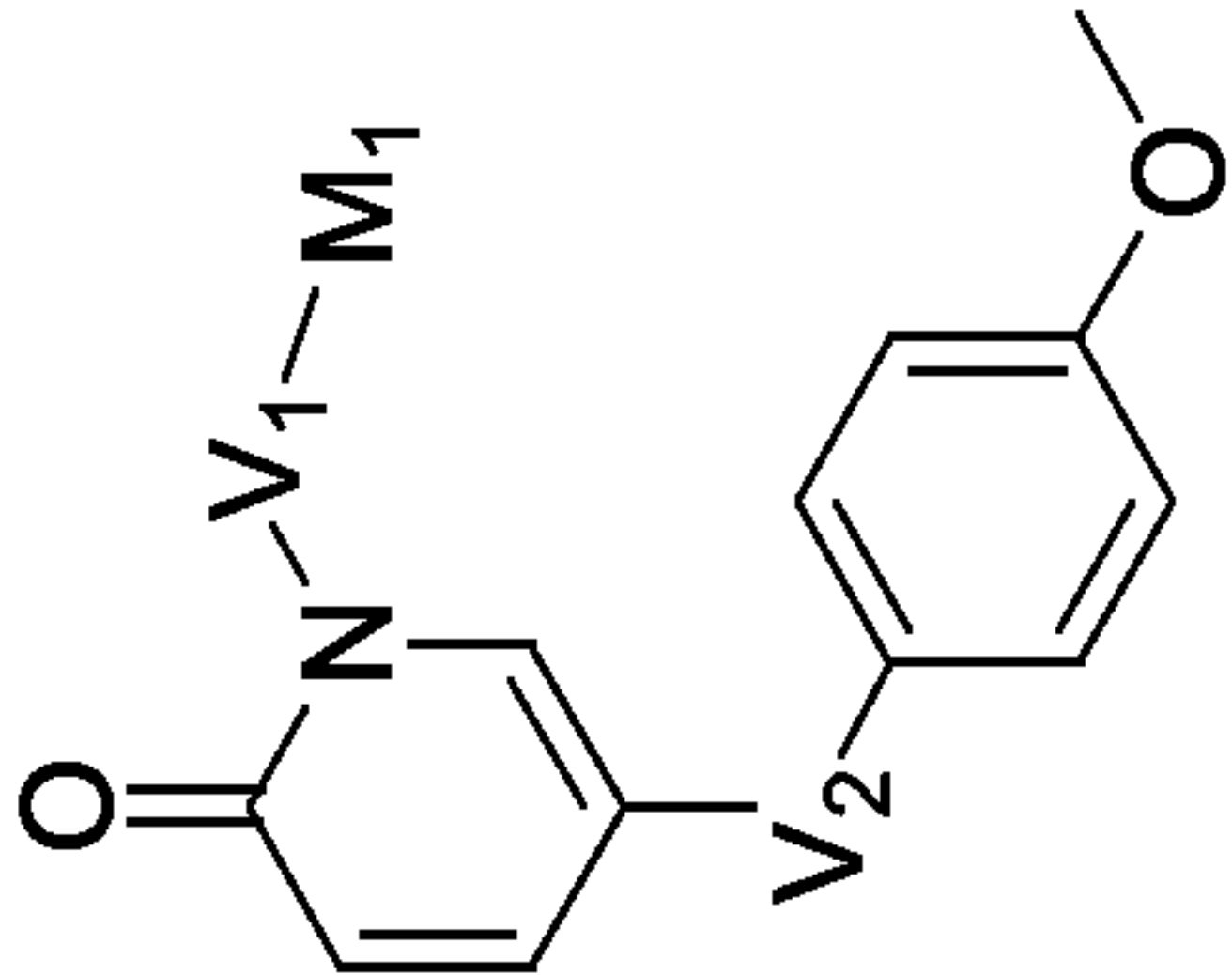
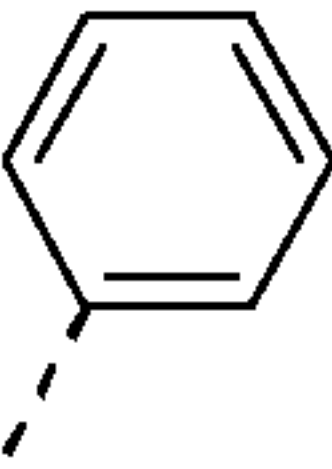
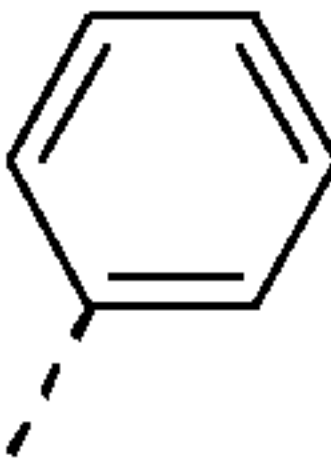
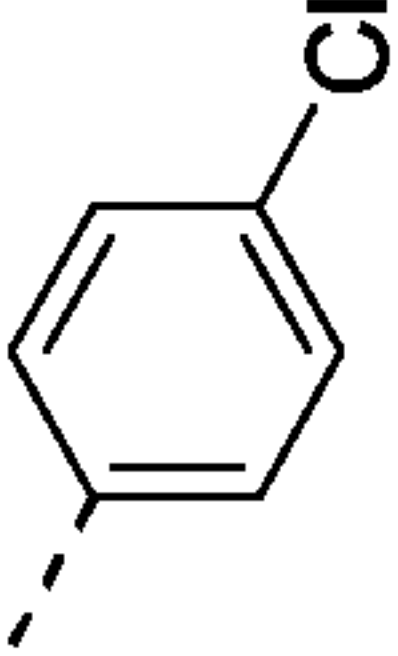
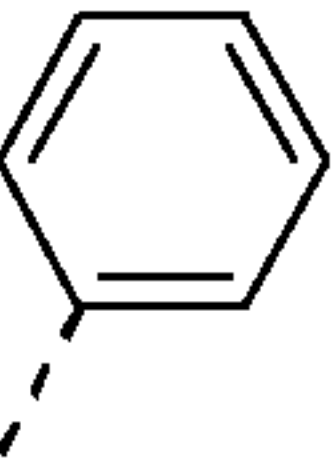
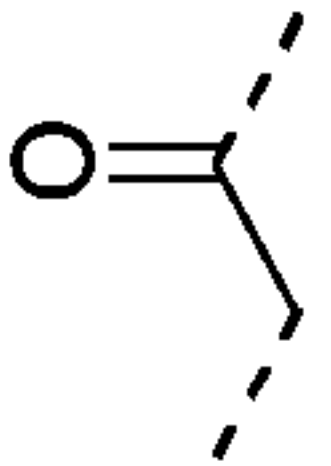
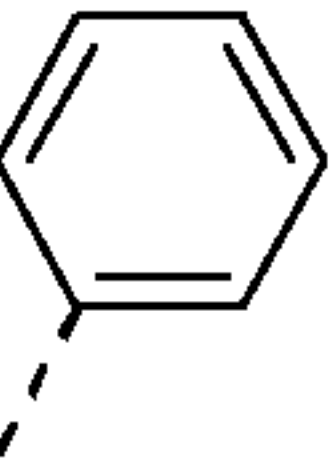
Co.nr.	Exp. nr.	M <sub>1</sub>	
4-42	16*		
4-43	8		
4-44	8		
4-45	52*		
4-46	8		.HCl
4-47	8*		
4-48	52		
4-49	52		
4-50	8		
4-51	15*		
4-52	8		
4-53	7		
4-54	15		

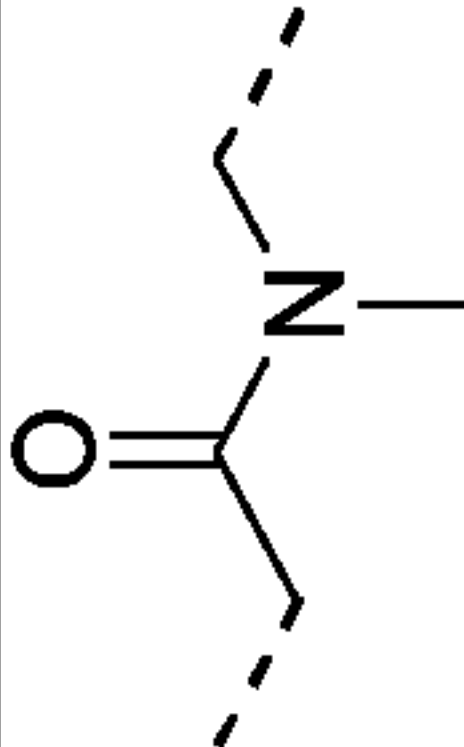
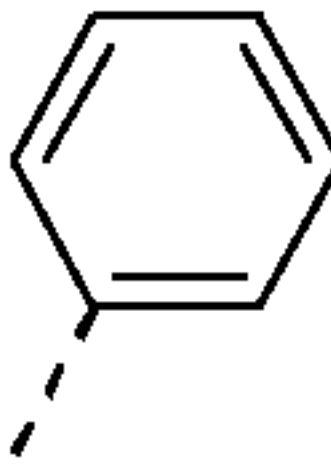
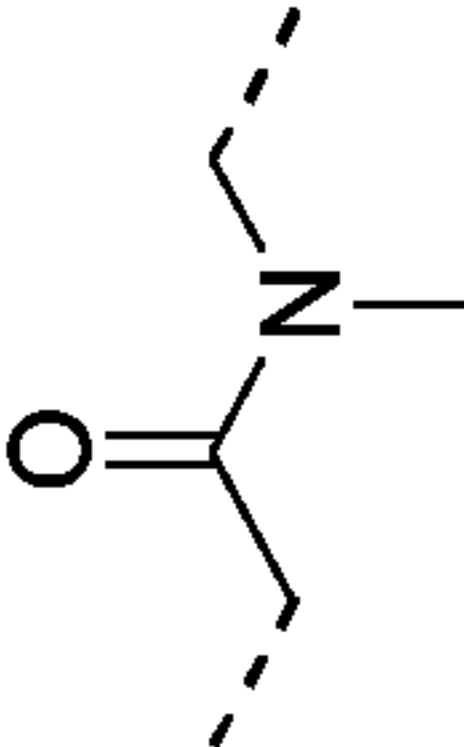
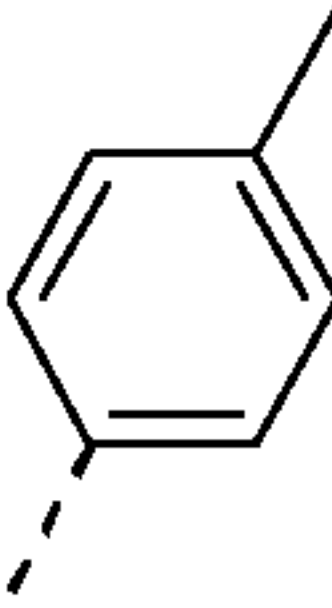
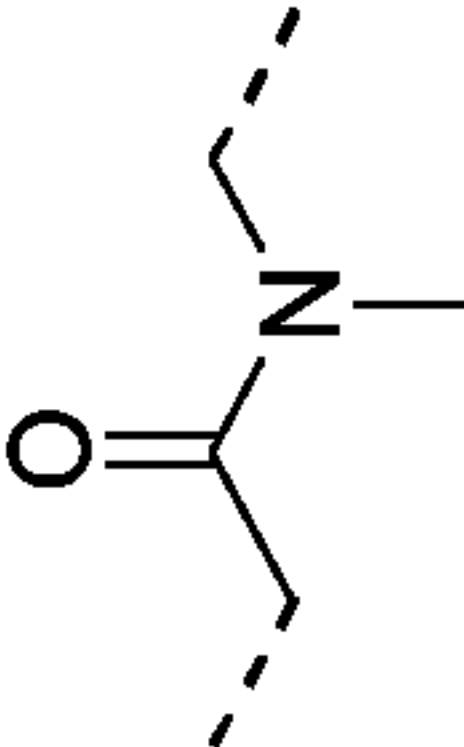
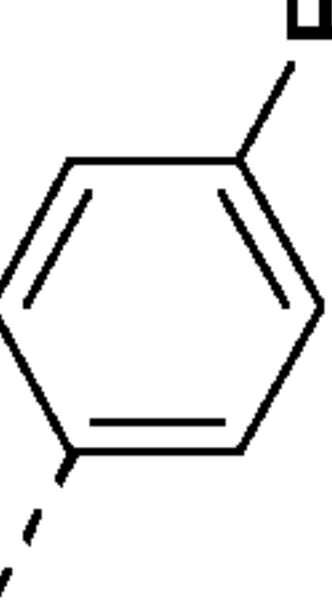
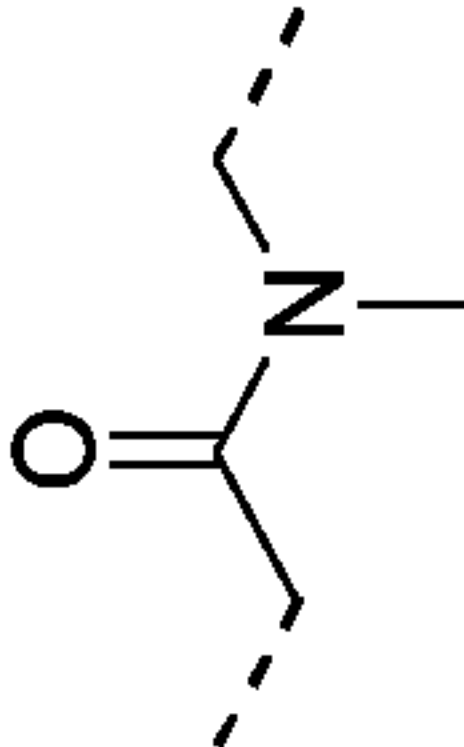
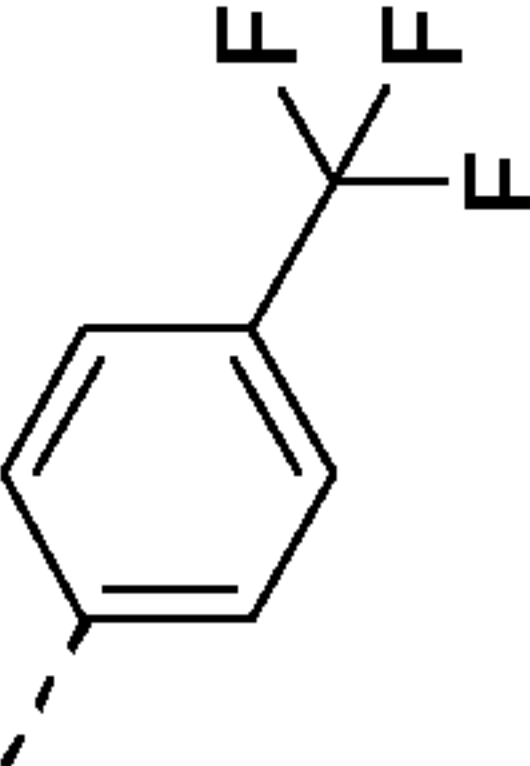
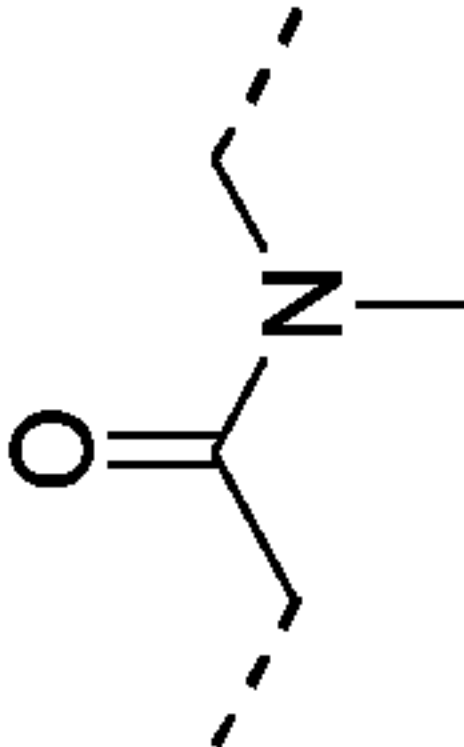
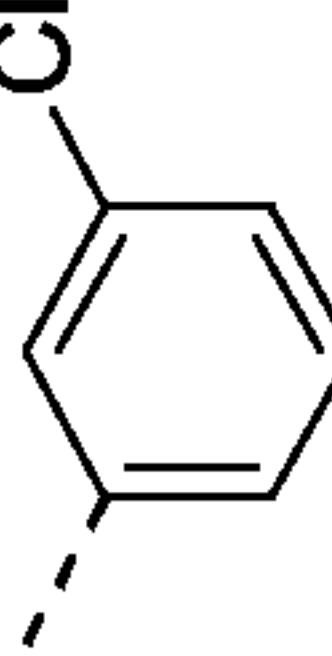
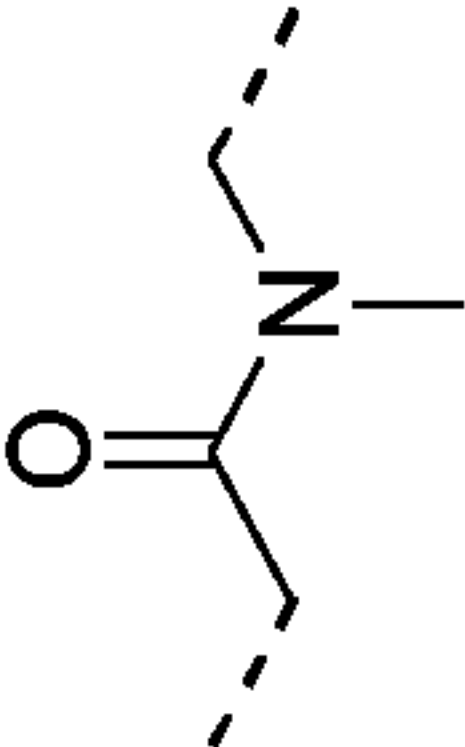
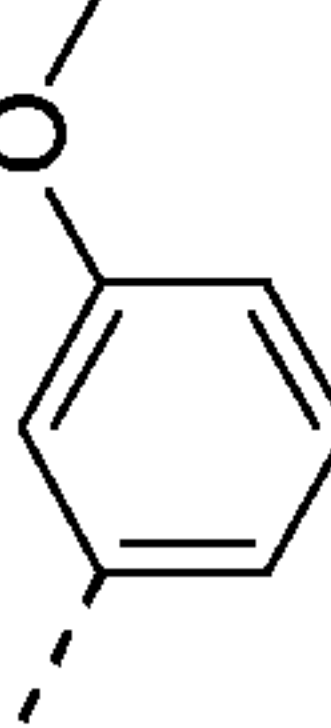
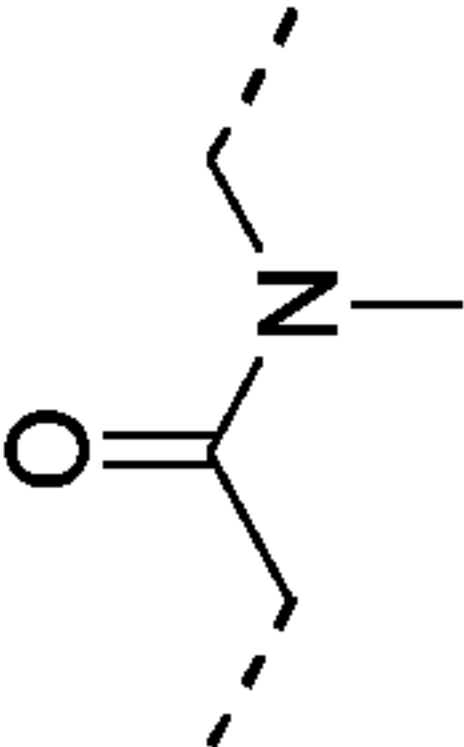
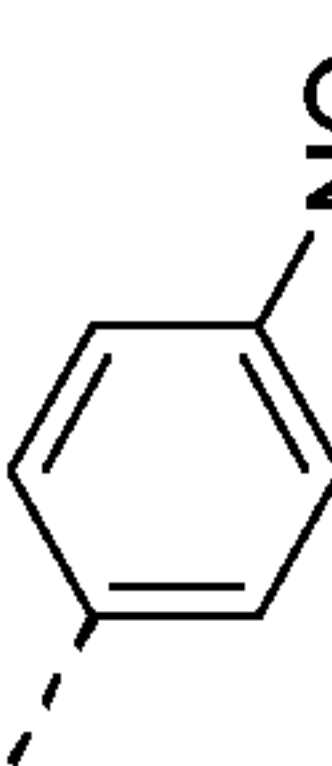
Table 5



Co.nr.	Exp. nr.	V <sub>1</sub>	M <sub>1</sub>	V <sub>2</sub>	
5-01	13	-CH <sub>2</sub> -		--CH <sub>2</sub> -CH <sub>2</sub> --	
5-02	12	-CH <sub>2</sub> -		--CH <sub>2</sub> --	
5-03	13	-CH <sub>2</sub> -		--CH <sub>2</sub> -CH <sub>2</sub> -CH <sub>2</sub> -CH <sub>2</sub> --	
5-04	7	--CH <sub>2</sub> -CH <sub>2</sub> --		cb	
5-05	7	--CH(CH <sub>3</sub> )--		cb	
5-06	9	--CH <sub>2</sub> -CH <sub>2</sub> -CH(CF <sub>3</sub> )--	--H	cb	

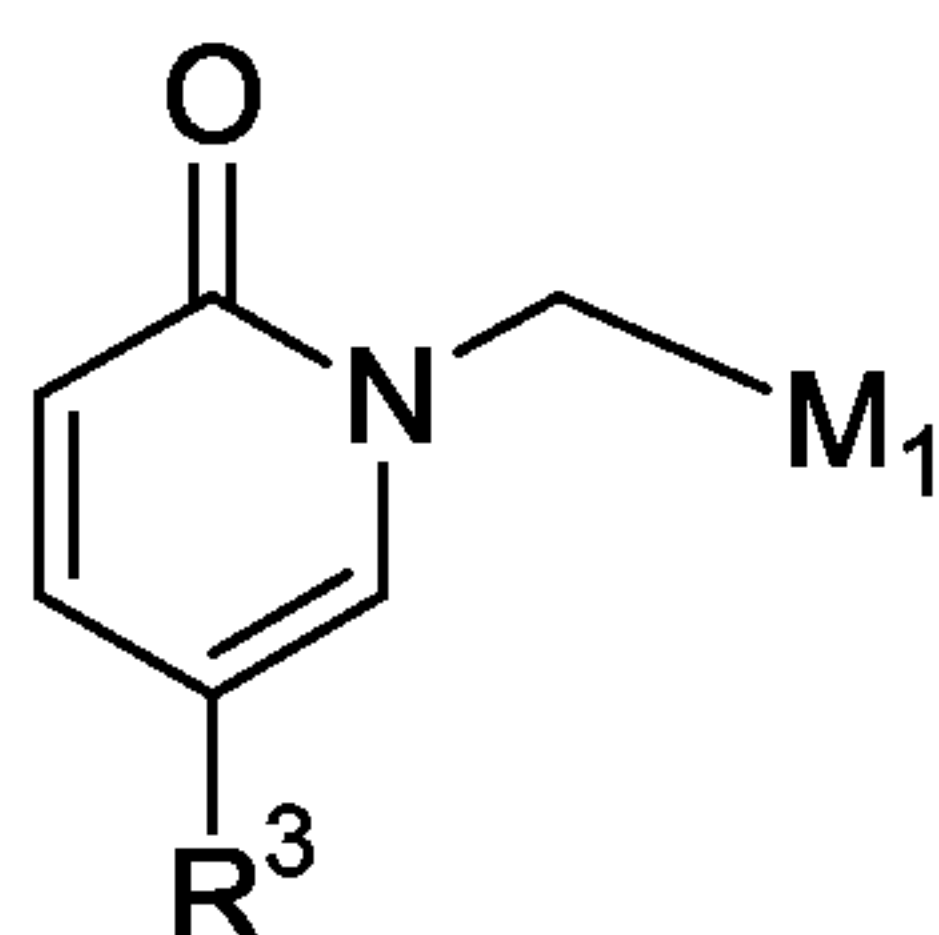


Co.nr.	Exp. nr.	V <sub>1</sub>	M <sub>1</sub>	V <sub>2</sub>	
5-07	7	--CH <sub>2</sub> -CH <sub>2</sub> -CH <sub>2</sub> --		cb	
5-08	9	--CH <sub>2</sub> -CH <sub>2</sub> -CH <sub>2</sub> -CH <sub>2</sub> --	--H	cb	
5-09	7	--CH <sub>2</sub> -CH <sub>2</sub> -CH <sub>2</sub> -CH <sub>2</sub> --		cb	
5-10	9	--CH <sub>2</sub> -CH(CH <sub>3</sub> )-CH <sub>2</sub> --	--H	cb	
5-11	9	--CH <sub>2</sub> -CH <sub>2</sub> -CH <sub>2</sub> -CH <sub>2</sub> --	--H	cb	
5-12	9	--CH(CH <sub>3</sub> )-CH <sub>2</sub> -CH <sub>2</sub> -CH <sub>2</sub> --	--H	cb	
5-13	9	--CH <sub>2</sub> -CH <sub>2</sub> -CH(CH <sub>3</sub> )-CH <sub>2</sub> --	--H	cb	
5-15	9	--CH <sub>2</sub> -CH <sub>2</sub> -C(CH <sub>3</sub> ) <sub>2</sub> -CH <sub>2</sub> --	--H	cb	
5-16	9	--CH <sub>2</sub> -CH <sub>2</sub> -CH <sub>2</sub> -C≡C--	--H	cb	
5-17	7	--CH <sub>2</sub> -O--		cb	
5-18	7*	--CH <sub>2</sub> -CH <sub>2</sub> -O--		cb	
5-19	7			cb	

Co.nr.	Exp. nr.	V <sub>1</sub>	M <sub>1</sub>	V <sub>2</sub>	
5-20	14			cb	
5-21	14			cb	
5-22	14			cb	
5-23	14			cb	
5-24	14*			cb	
5-25	14			cb	
5-26	14			cb	

cb=covalent bond



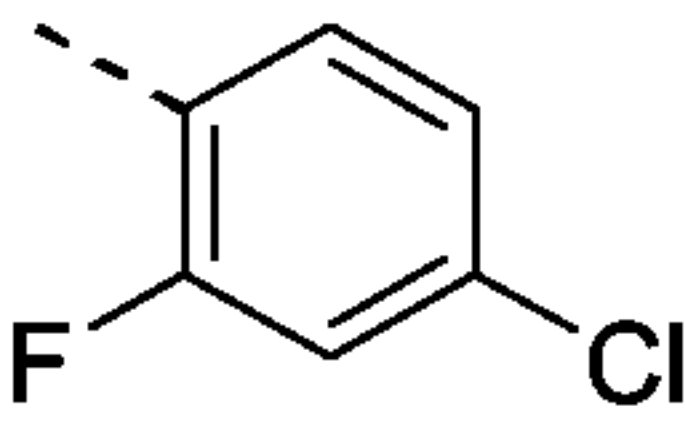
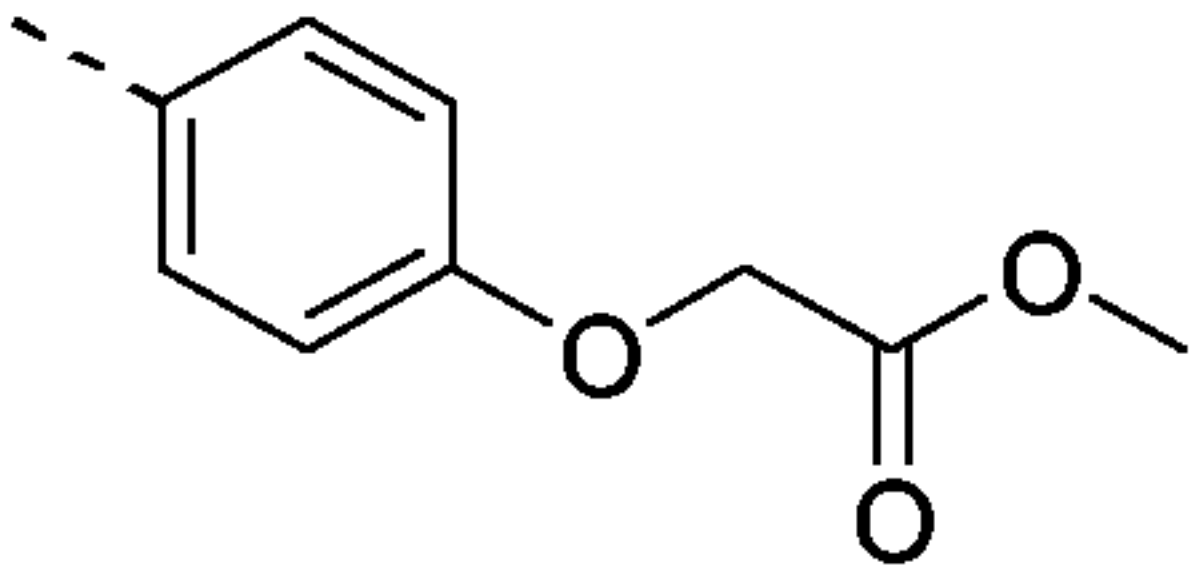
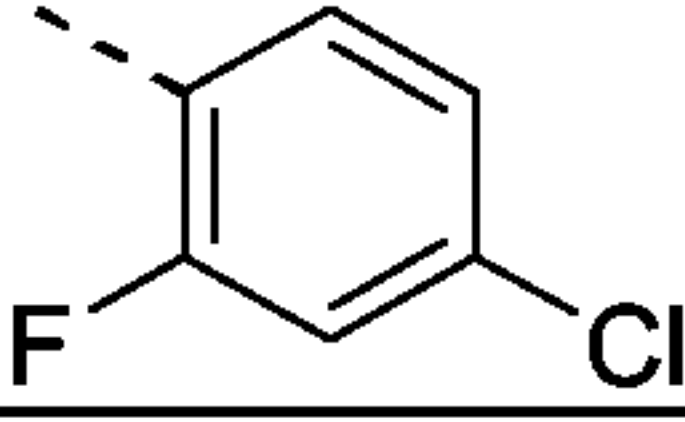
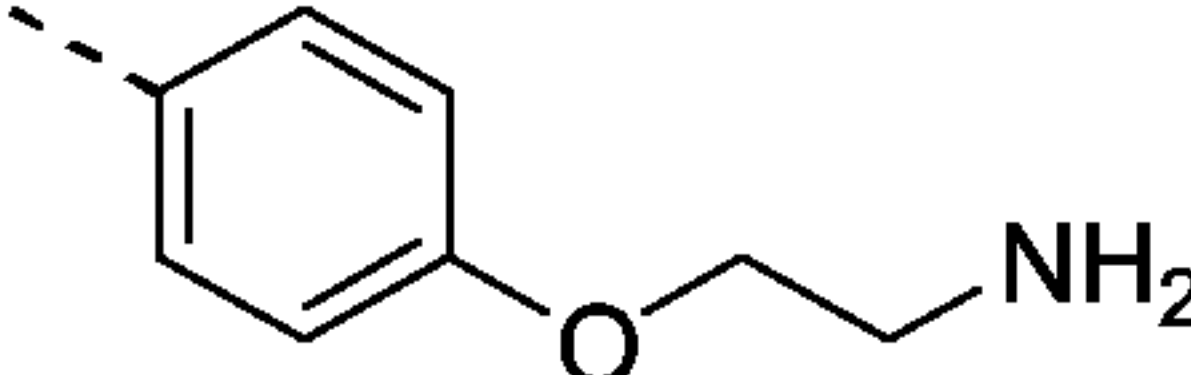
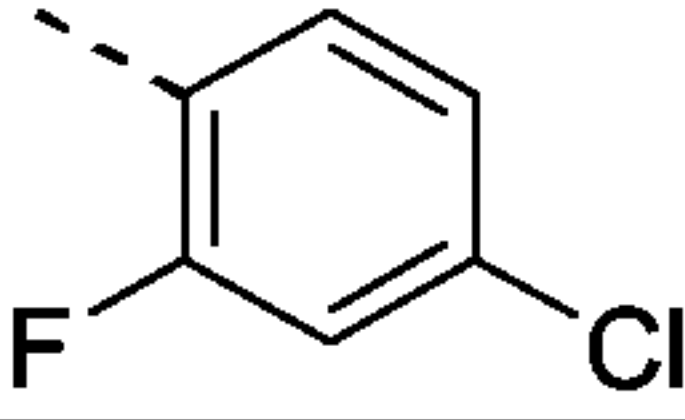
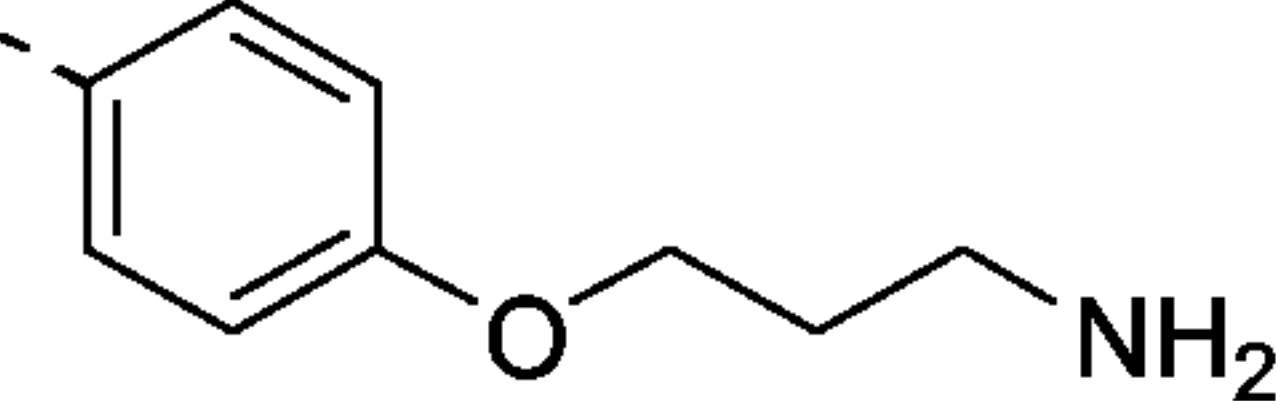
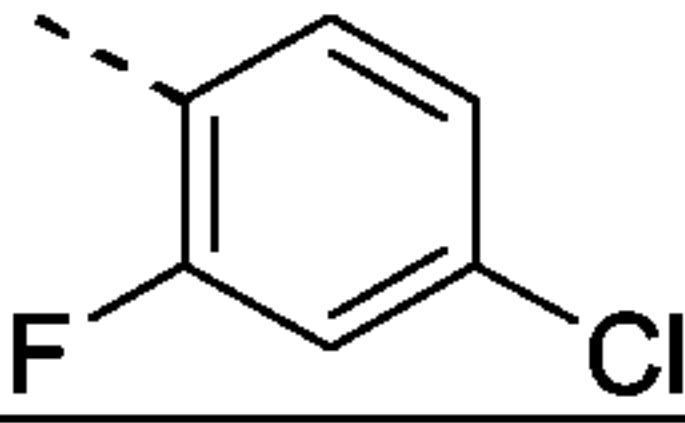
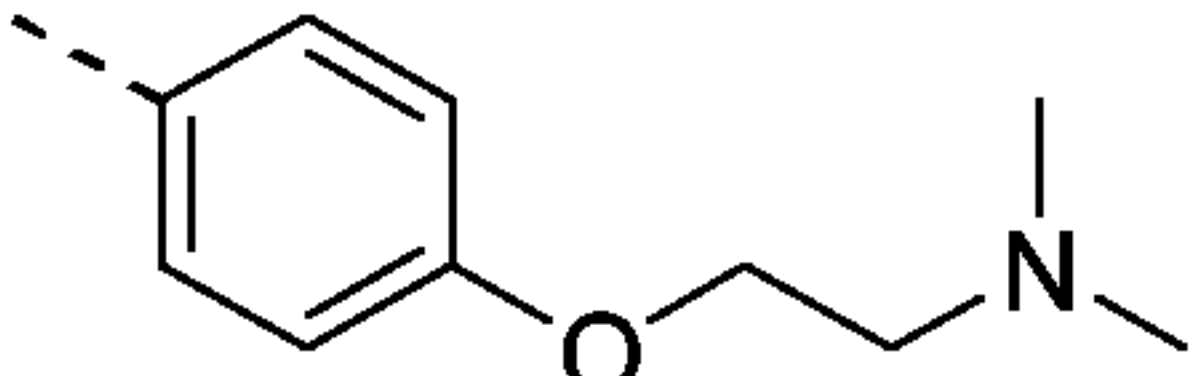
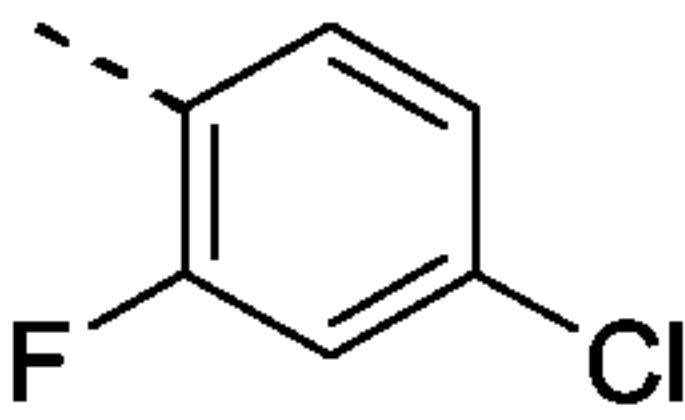
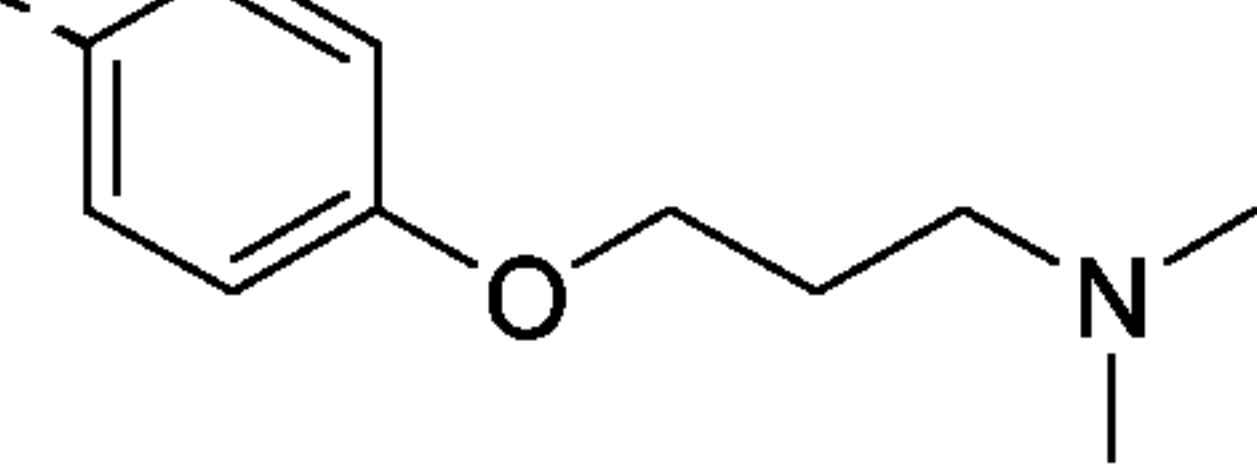
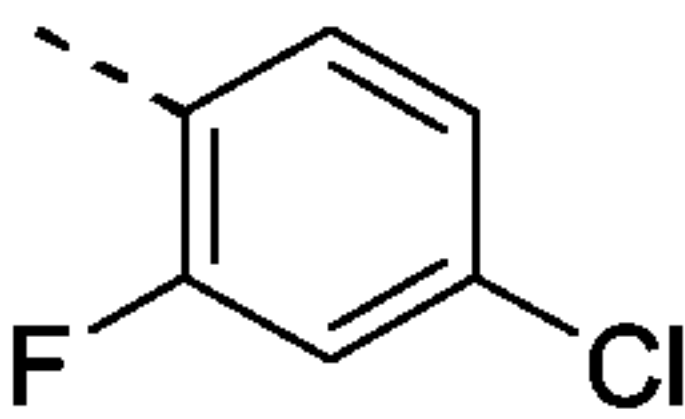
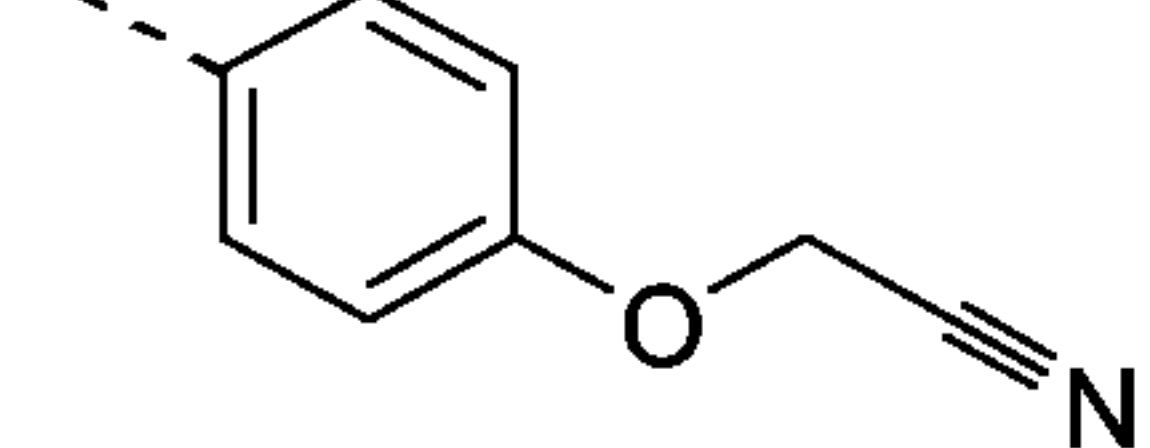
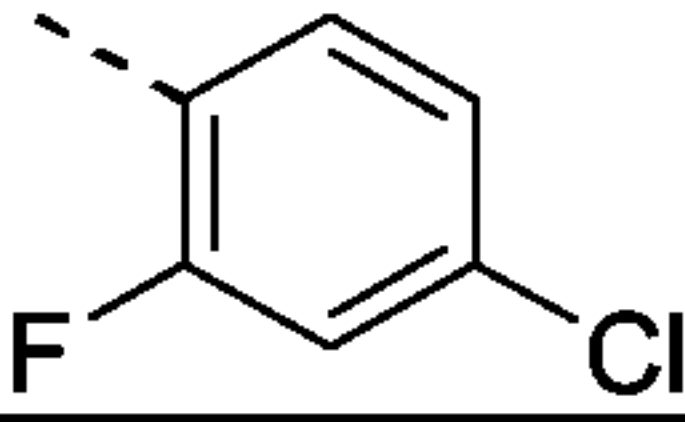
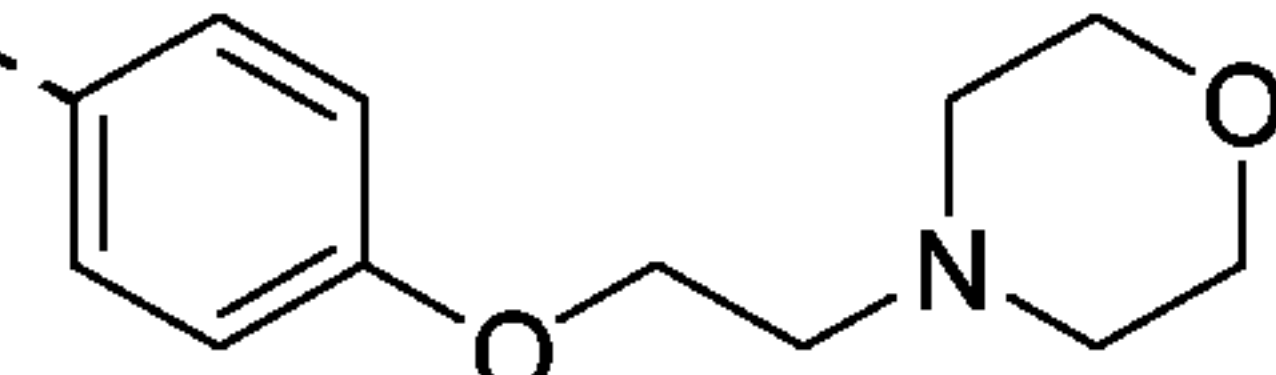
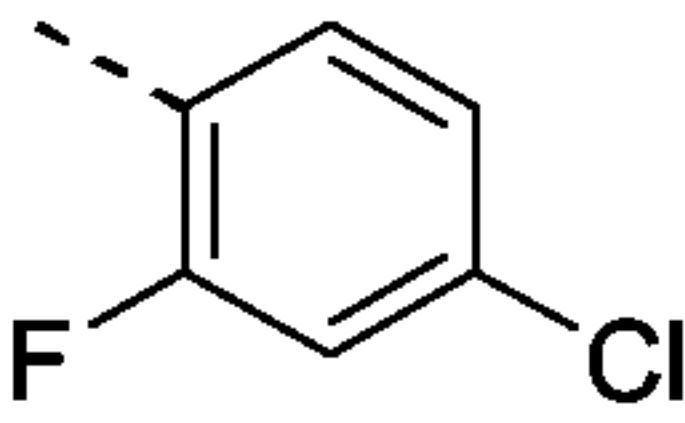
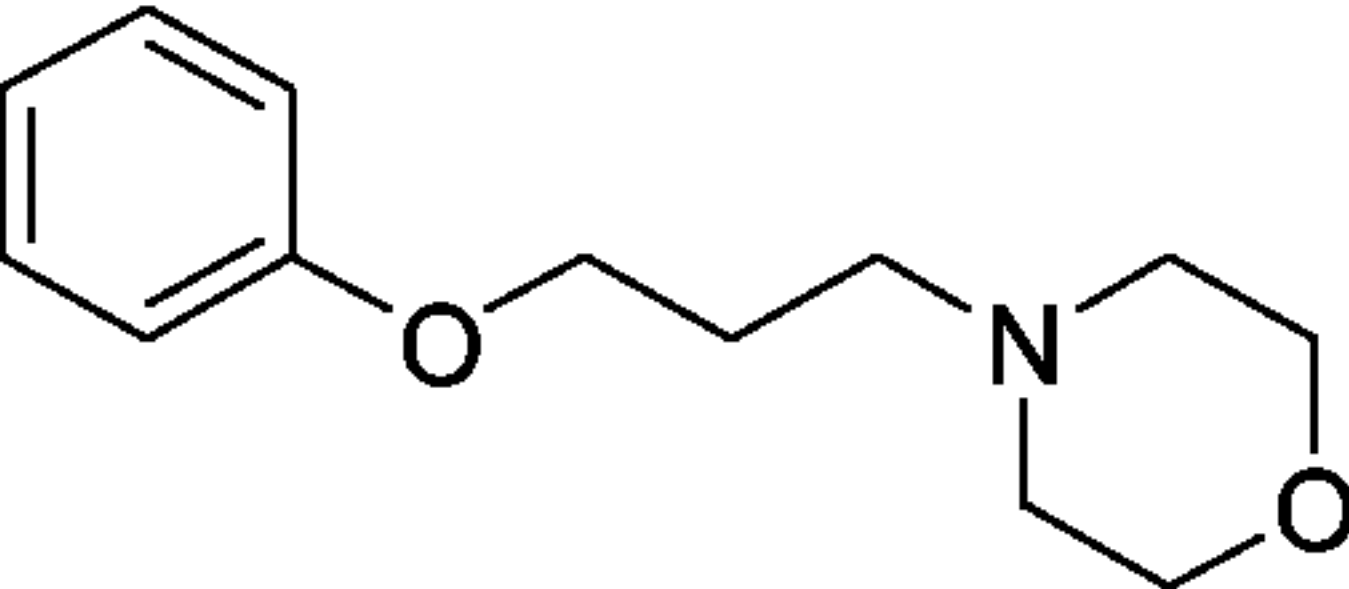
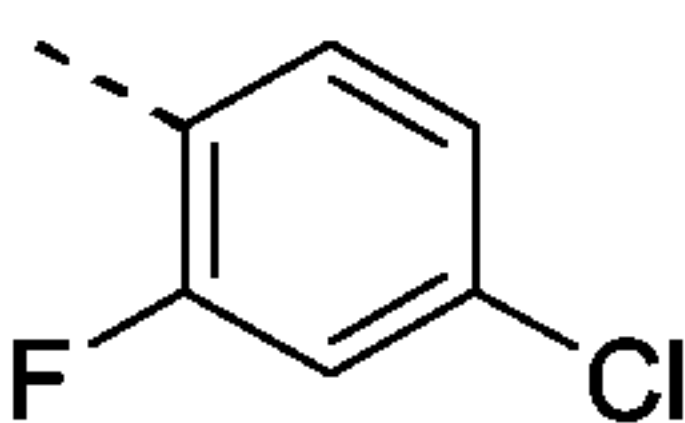
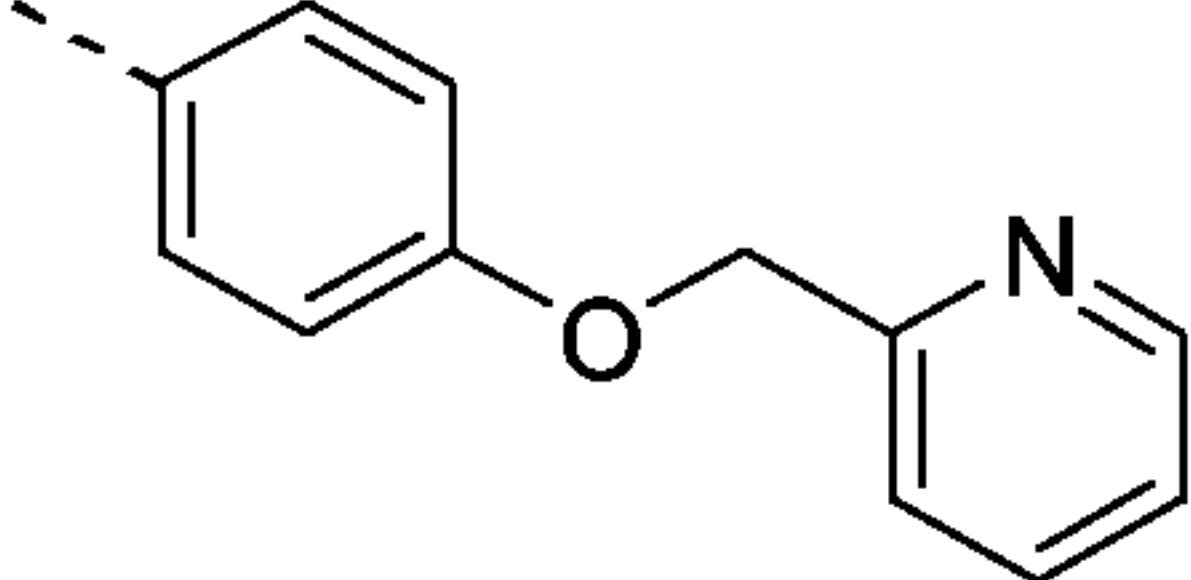
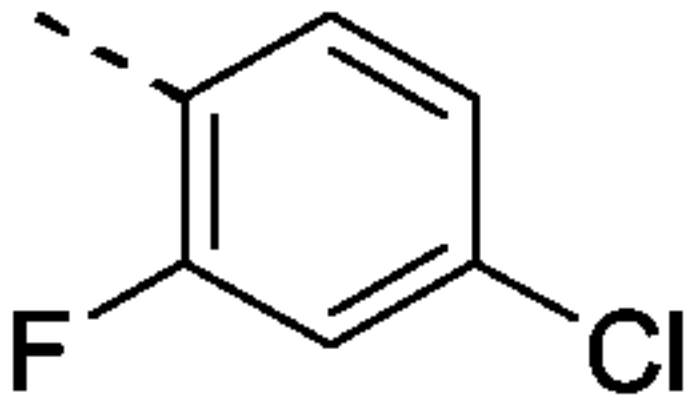
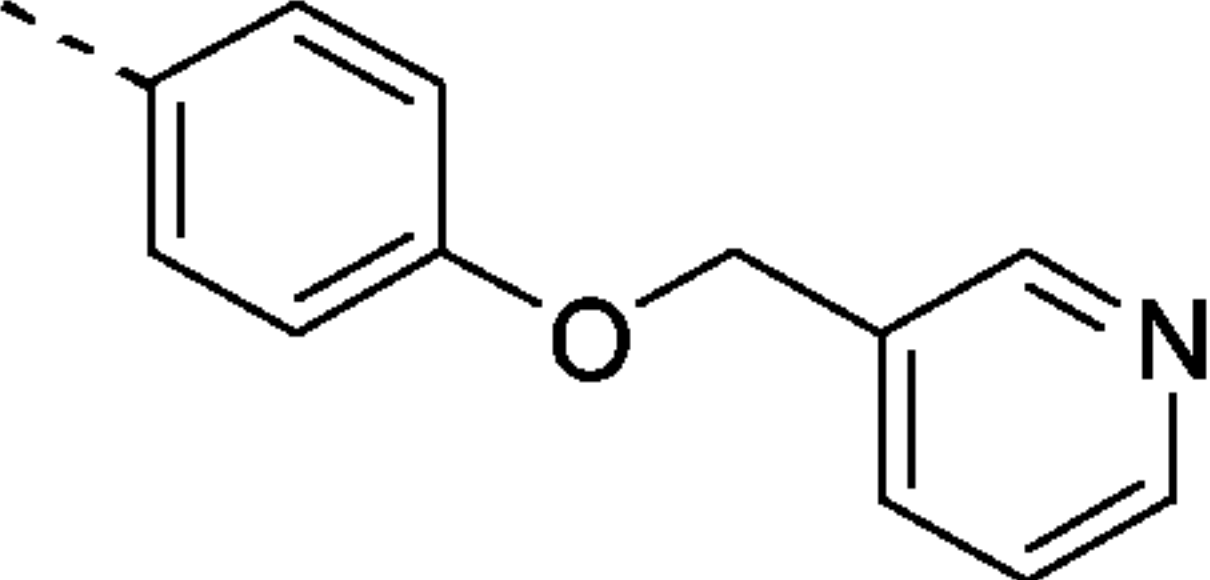
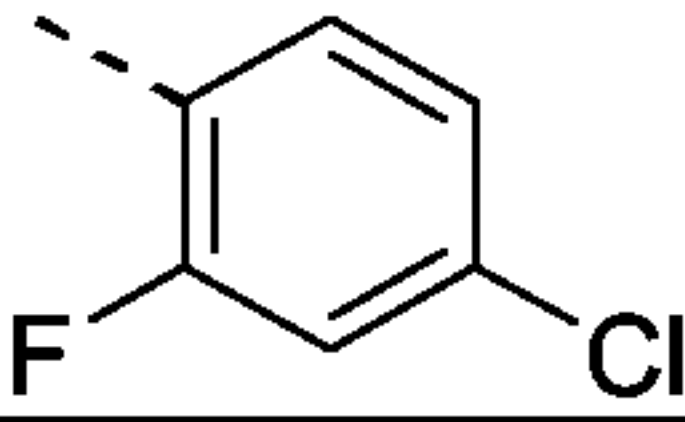
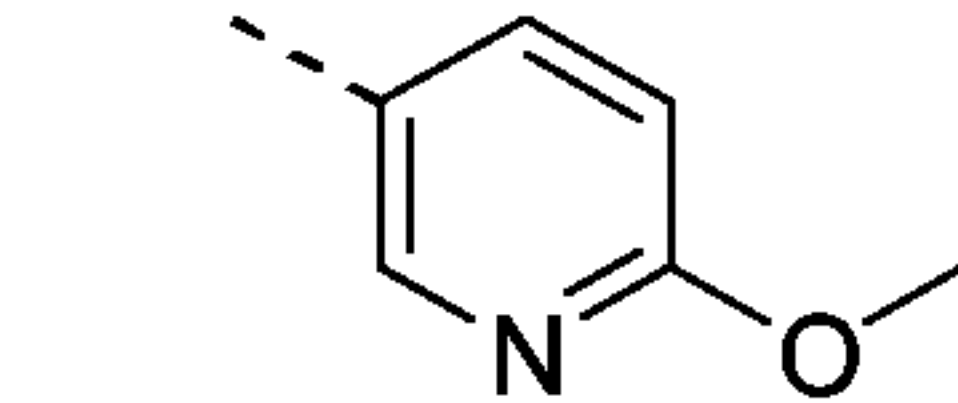
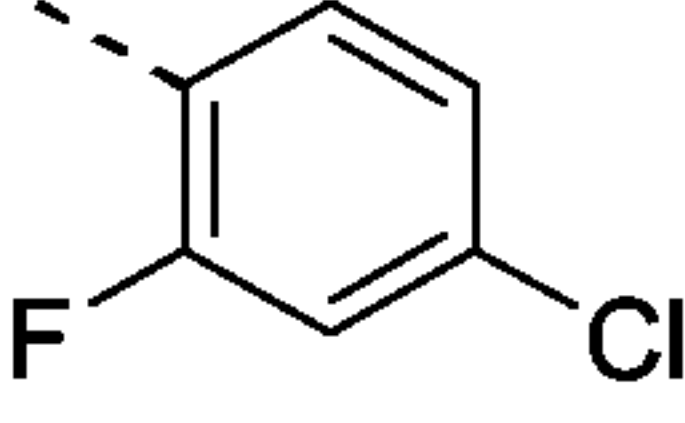
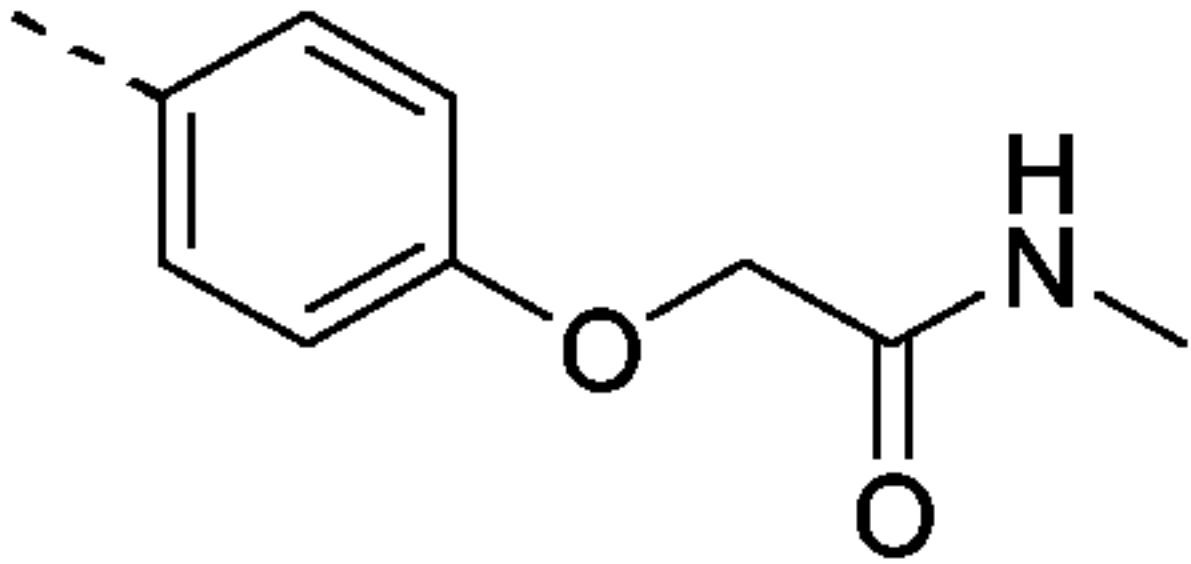
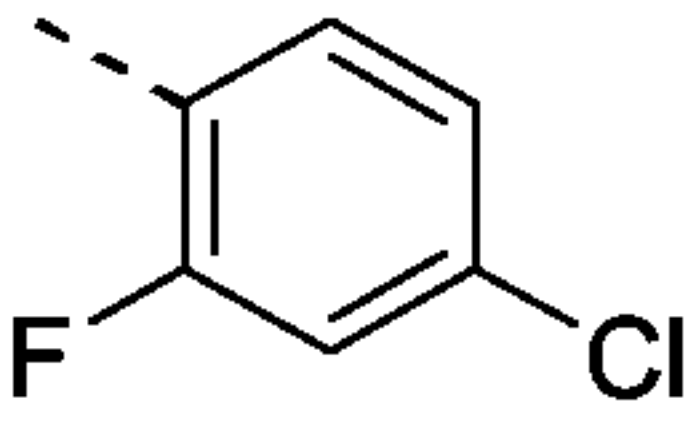
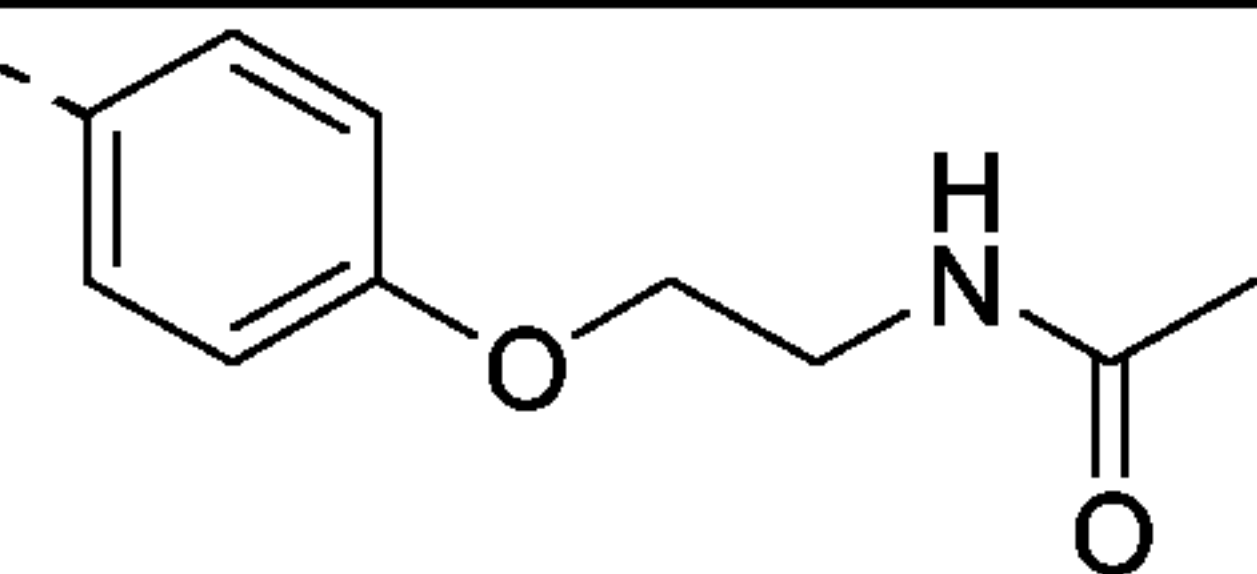
**Table 6**

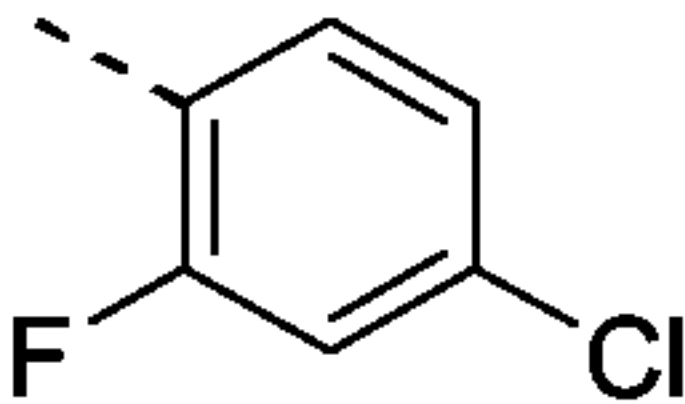
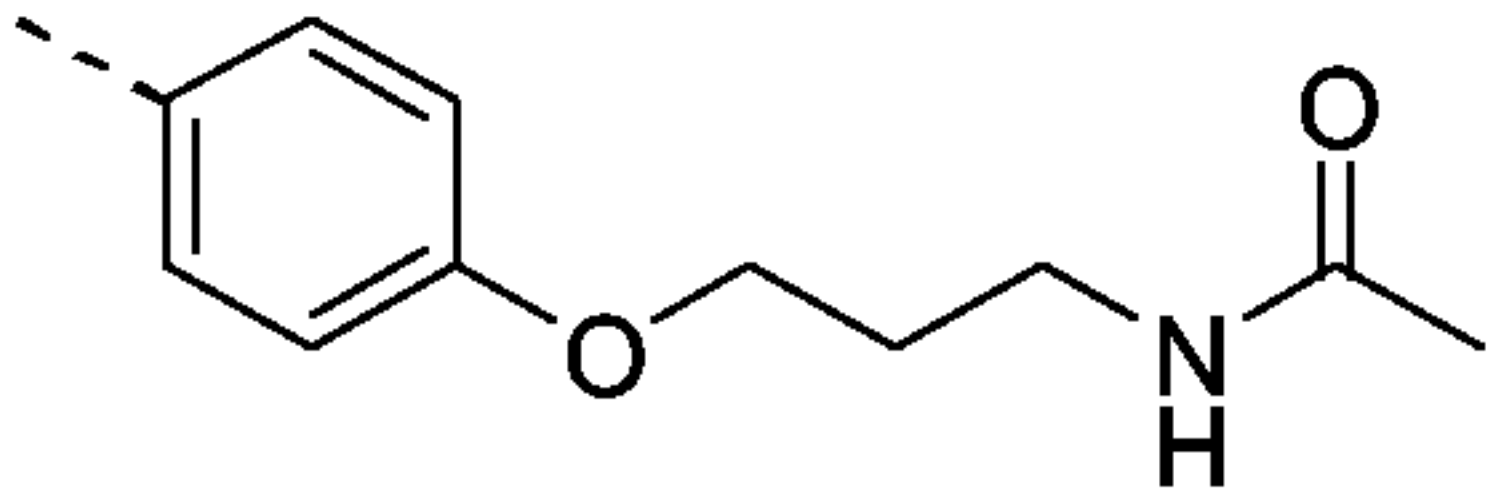
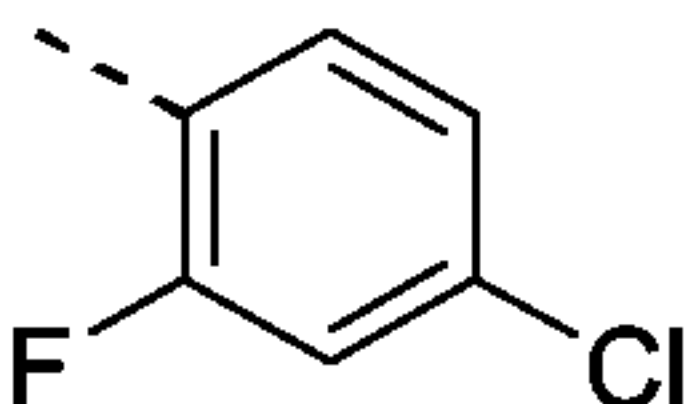
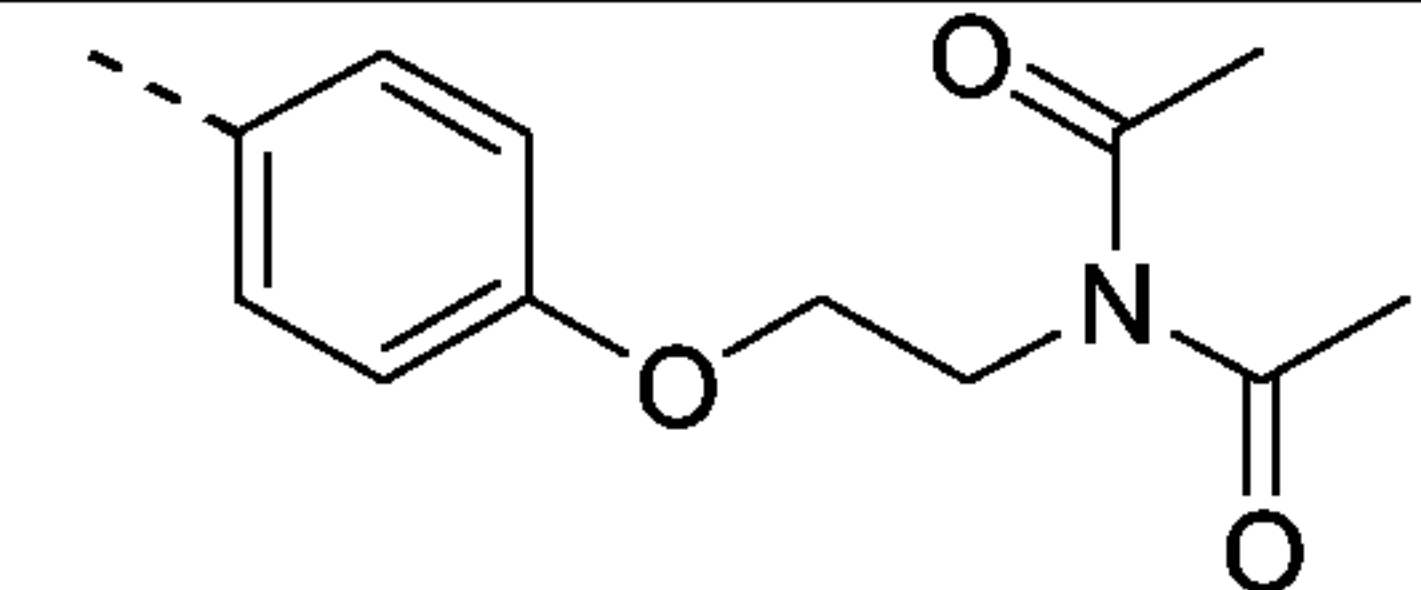
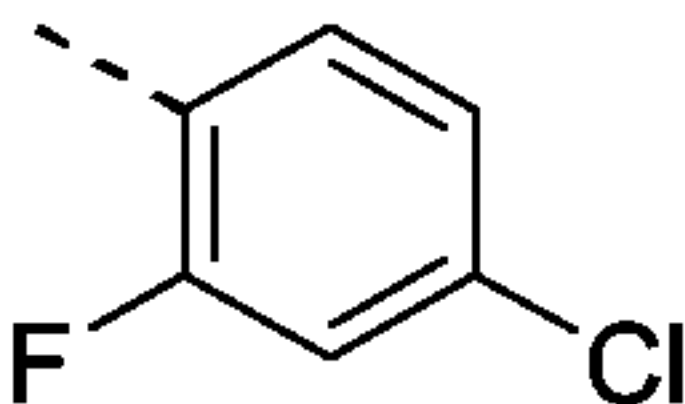
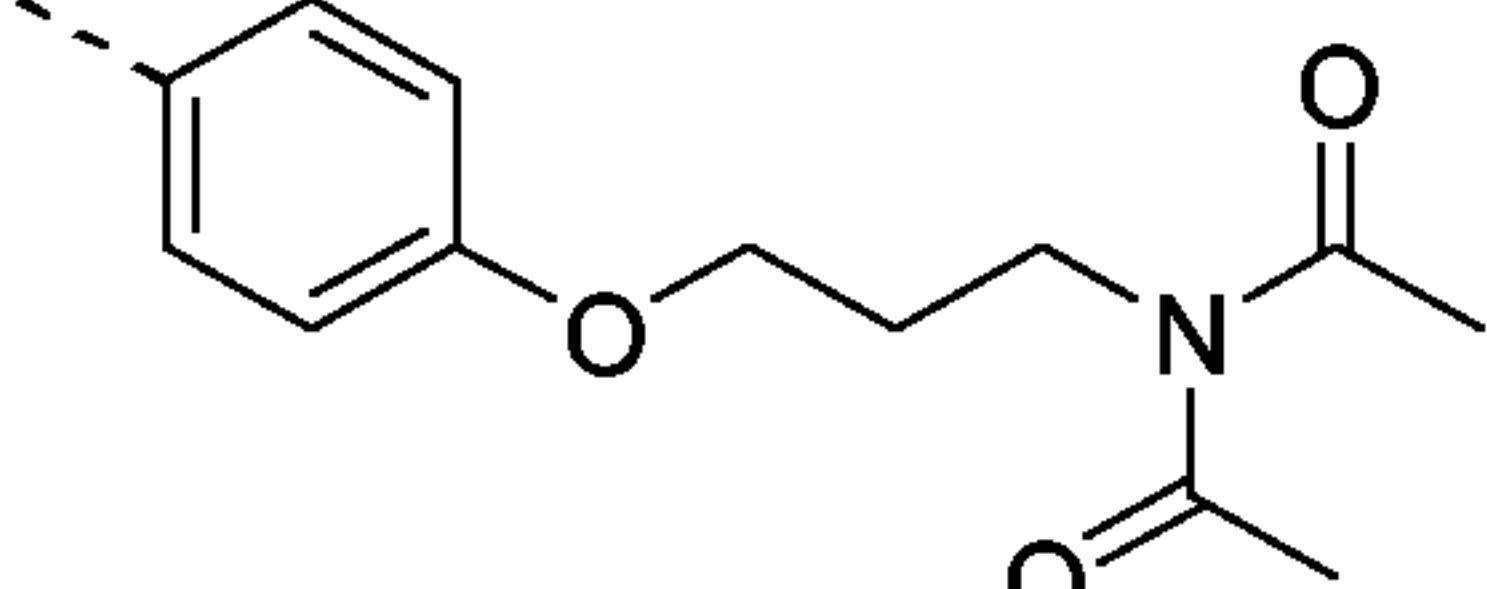
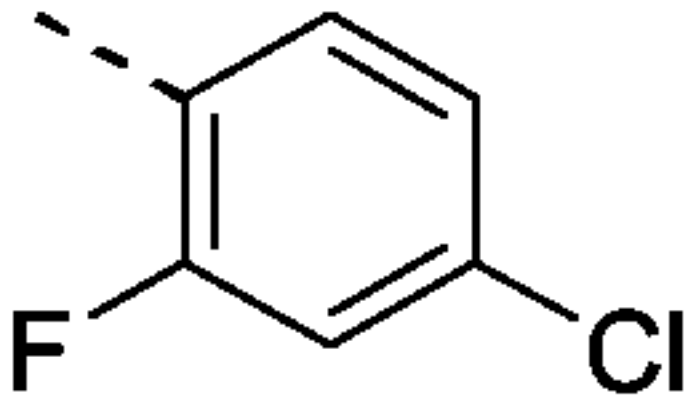
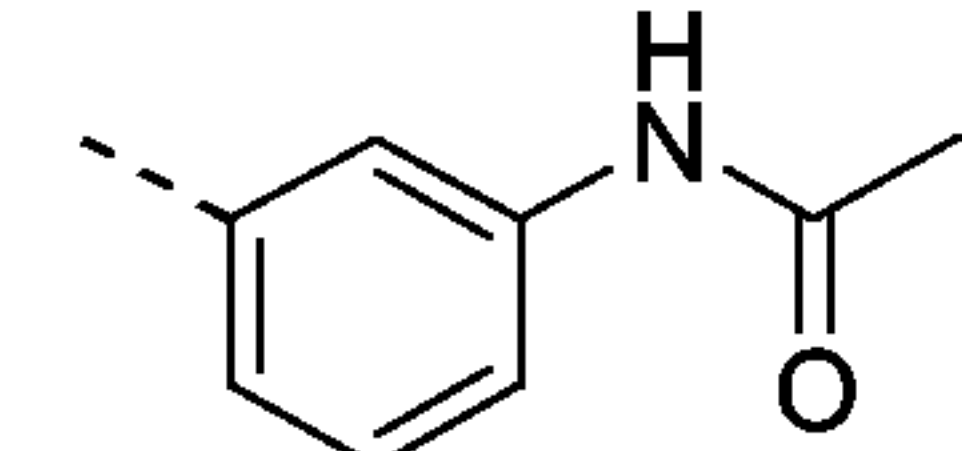
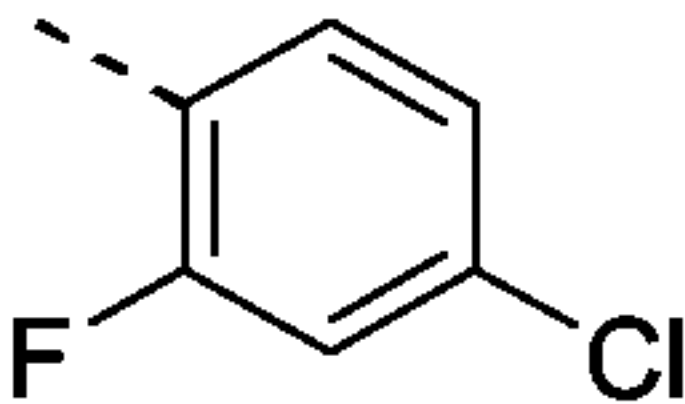
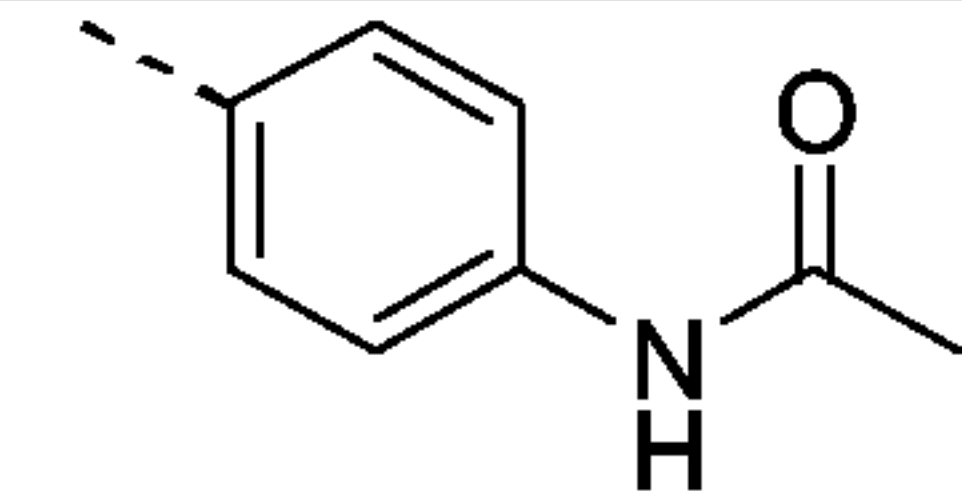
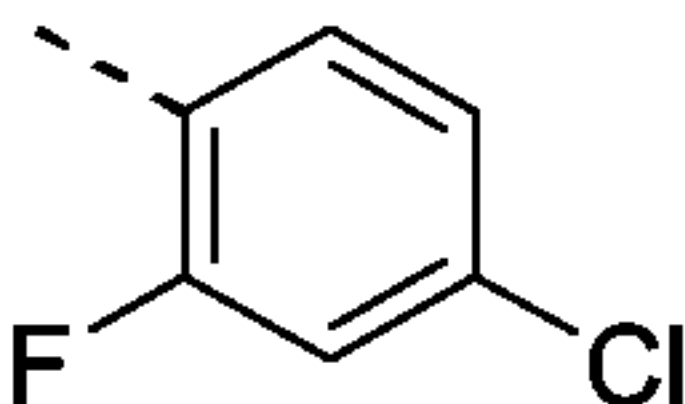
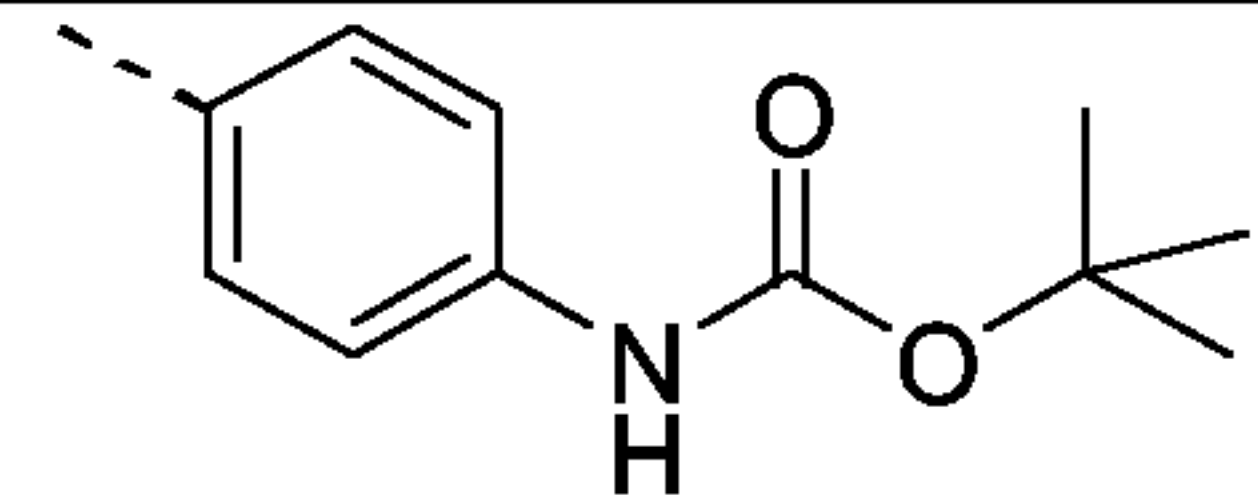
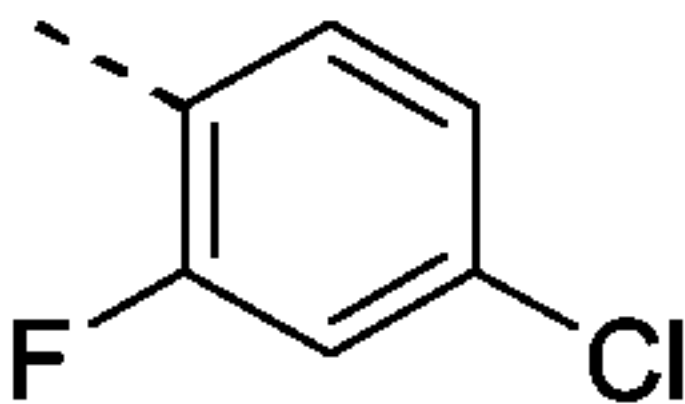
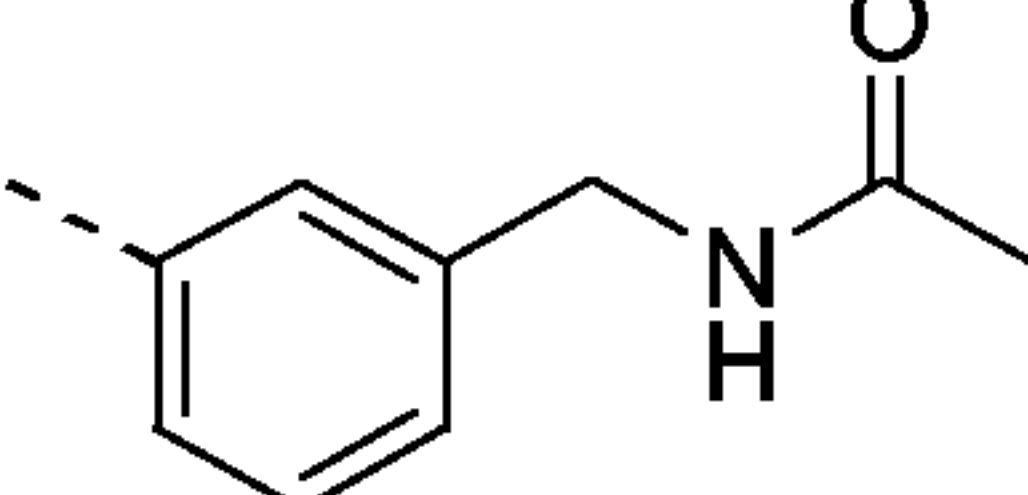
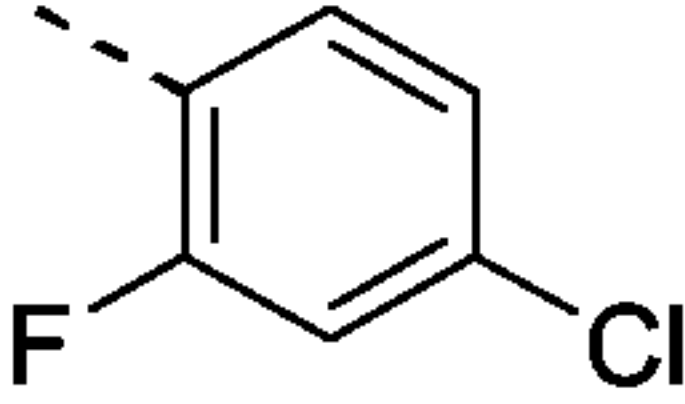
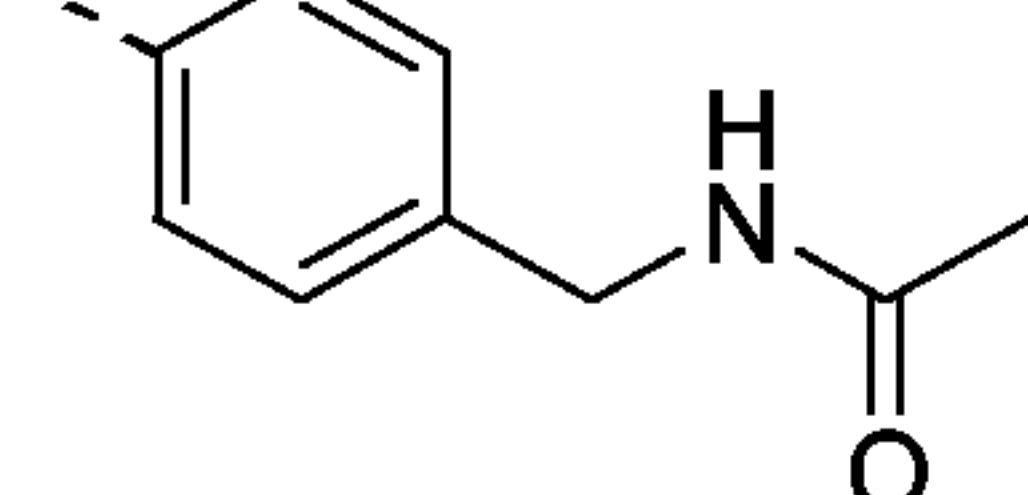
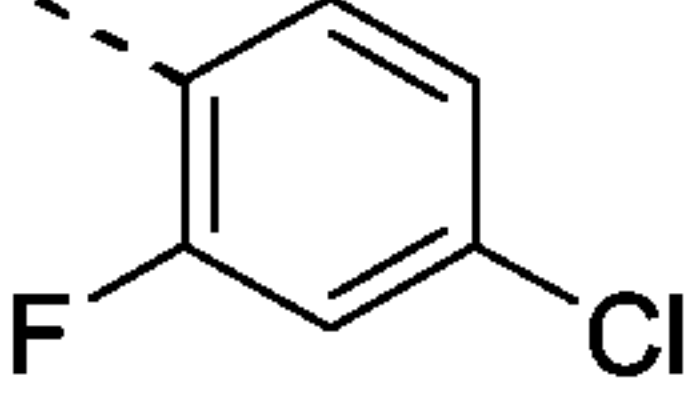
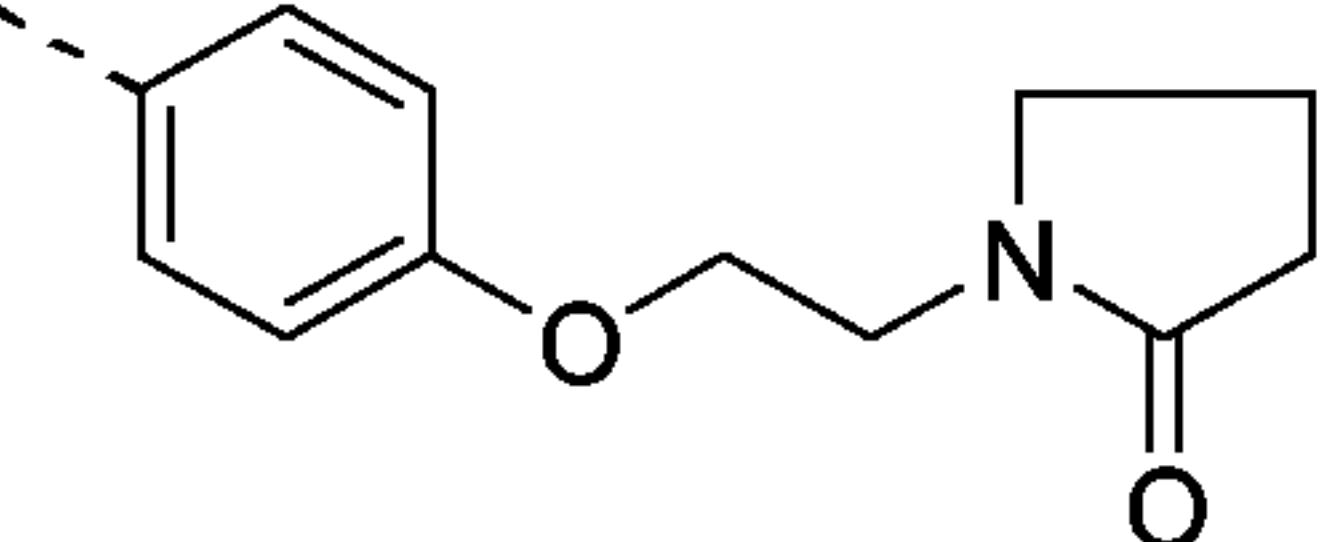
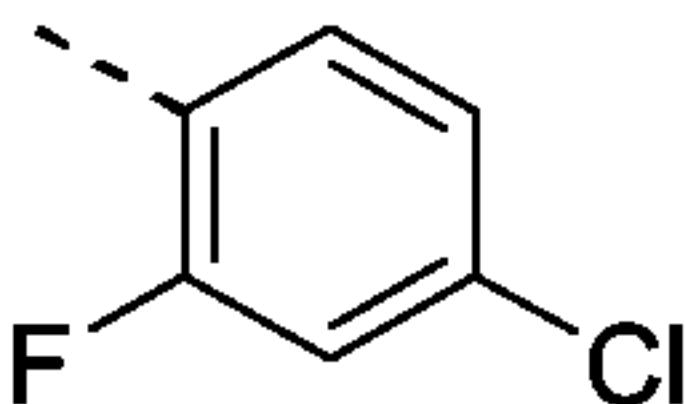
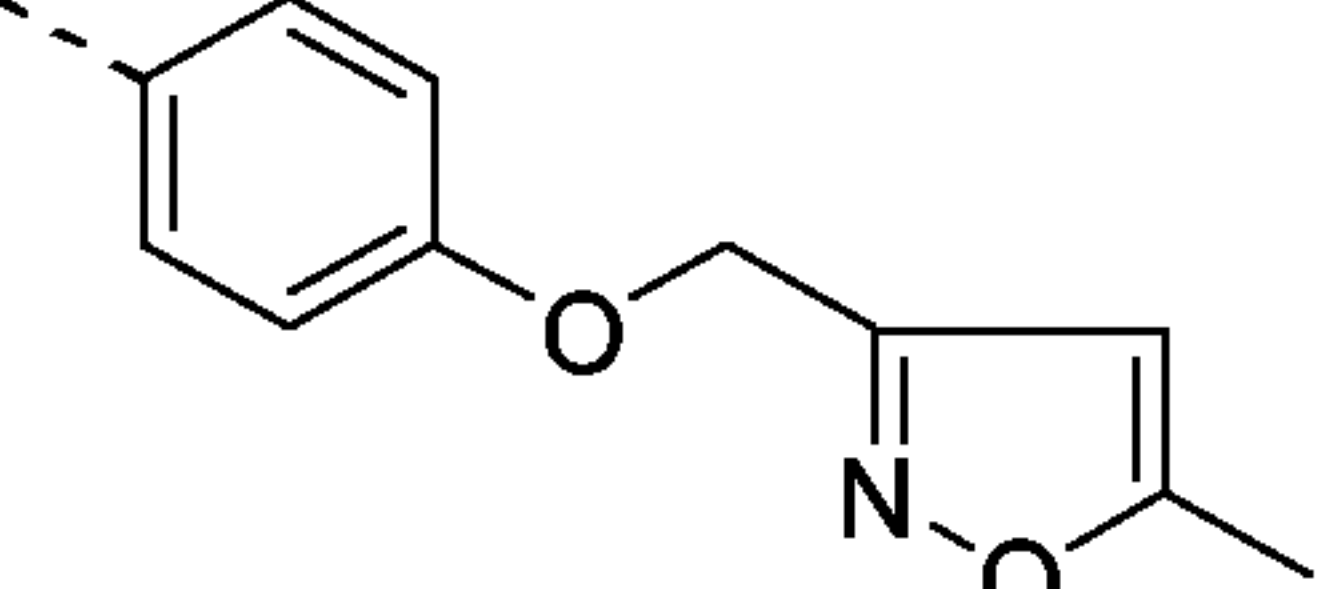
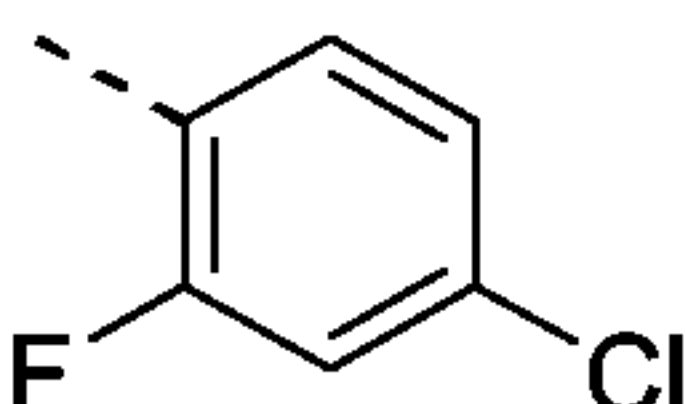
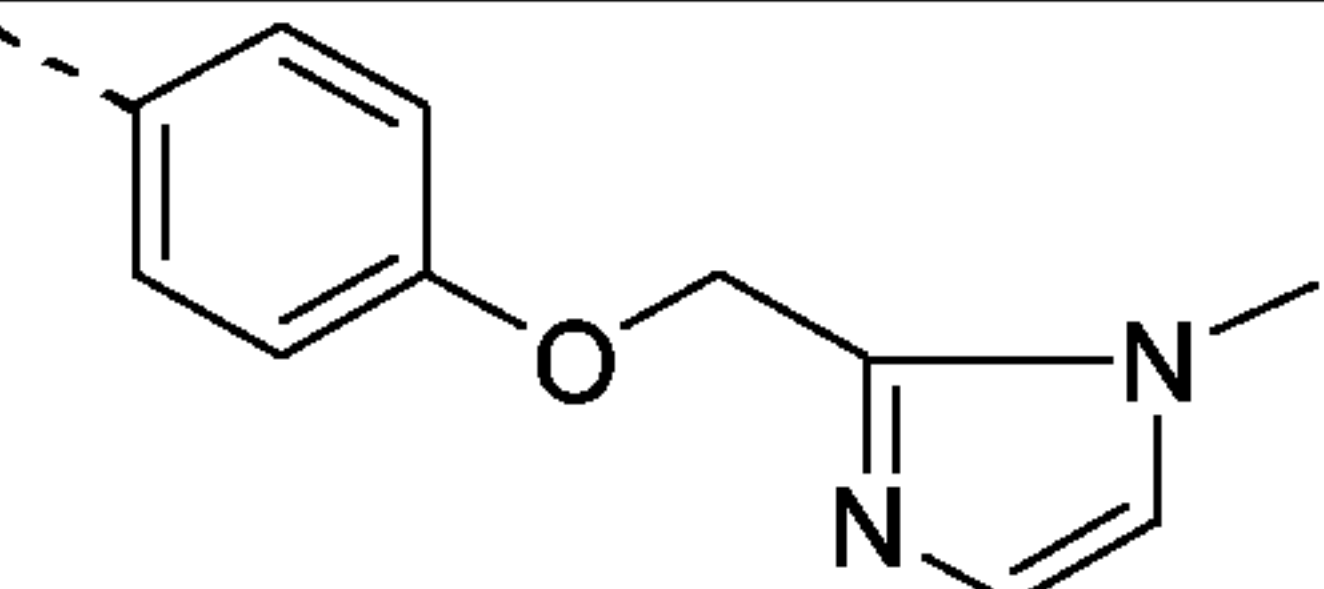
Co.nr.	Exp. nr.	M <sub>1</sub>	R <sup>3</sup>	
6-01	1			
6-02	1			
6-03	1			
6-04	2			
6-05	1			
6-06	1			
6-07	1			
6-08	1			
6-09	1			
6-10	2			
6-11	2			
6-12	2			

Co.nr.	Exp. nr.	M <sub>1</sub>	R <sup>3</sup>	
6-13	2			
6-14	4			
6-15	2			
6-16	1			
6-17	2			
6-18	1			
6-19	6*			
6-20	1		--Br	
6-21	20			
6-22	28			
6-23	28*			.HCl
6-24	28			
6-25	2			
6-26	2			

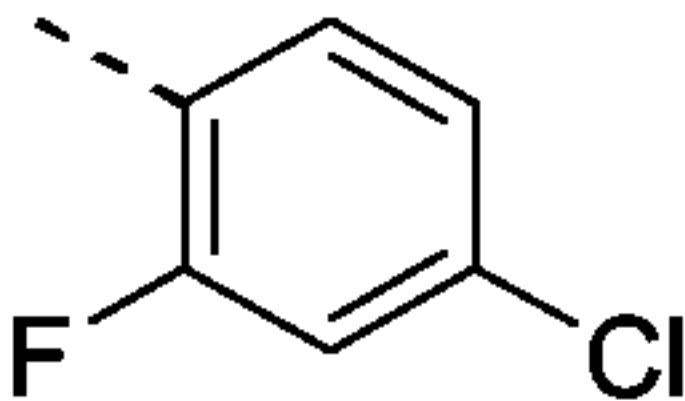
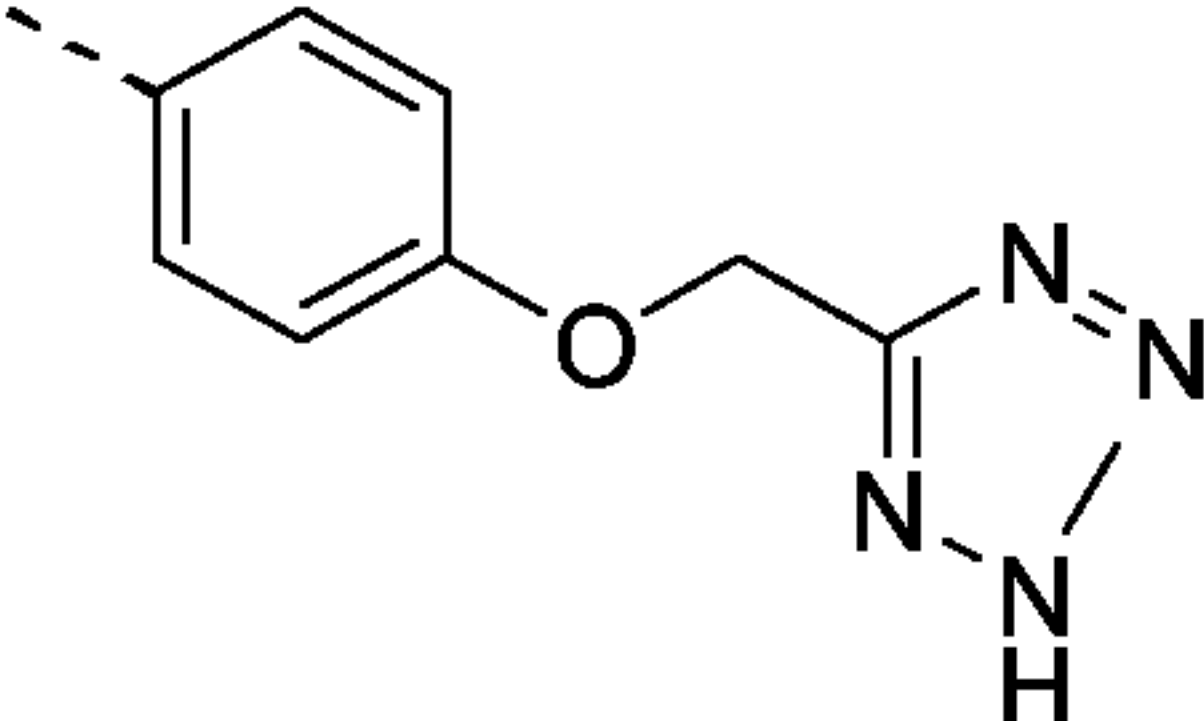
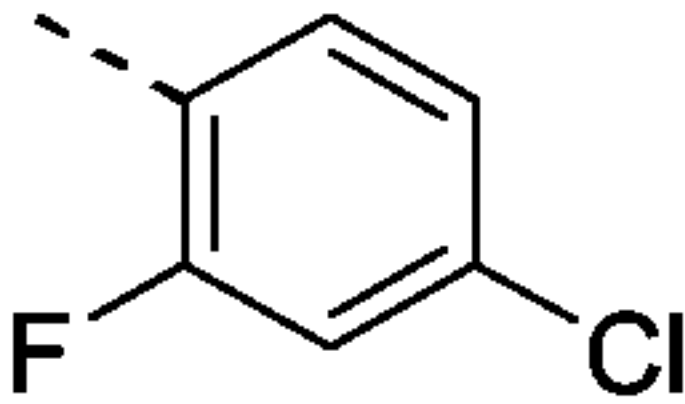
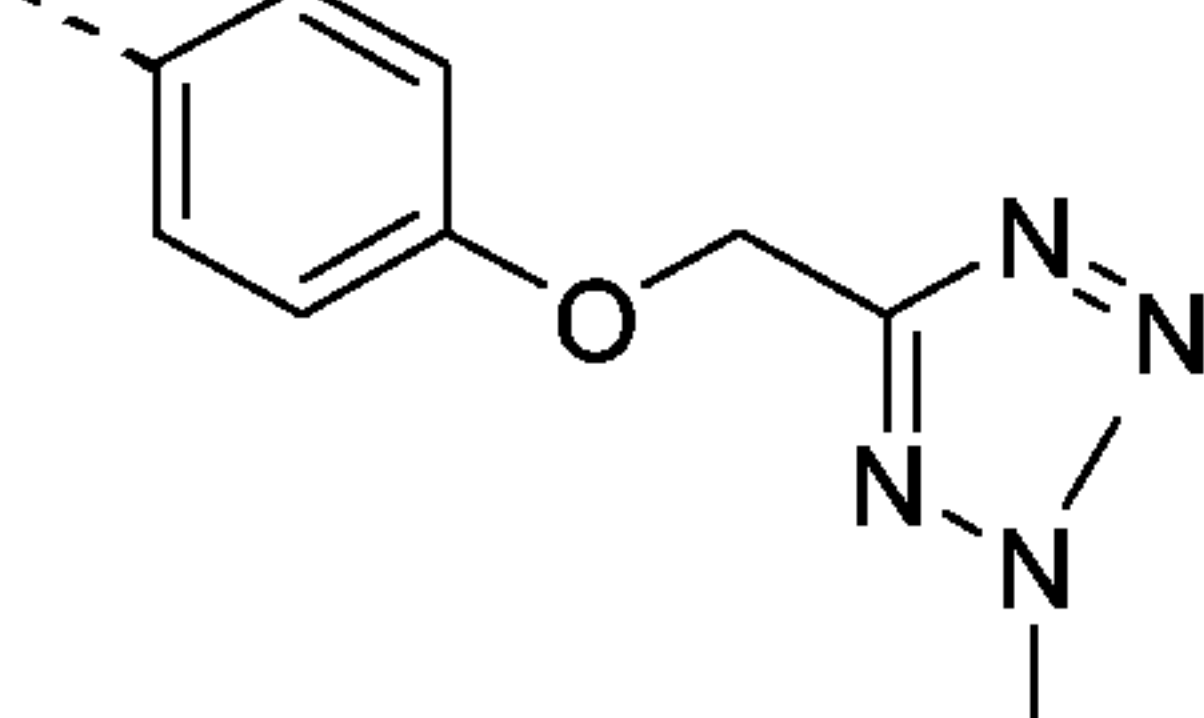
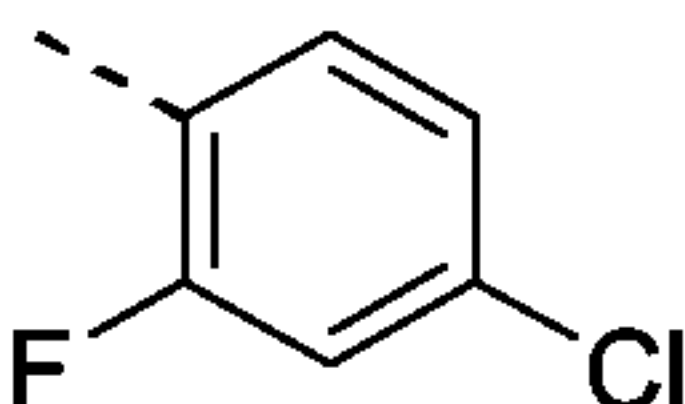
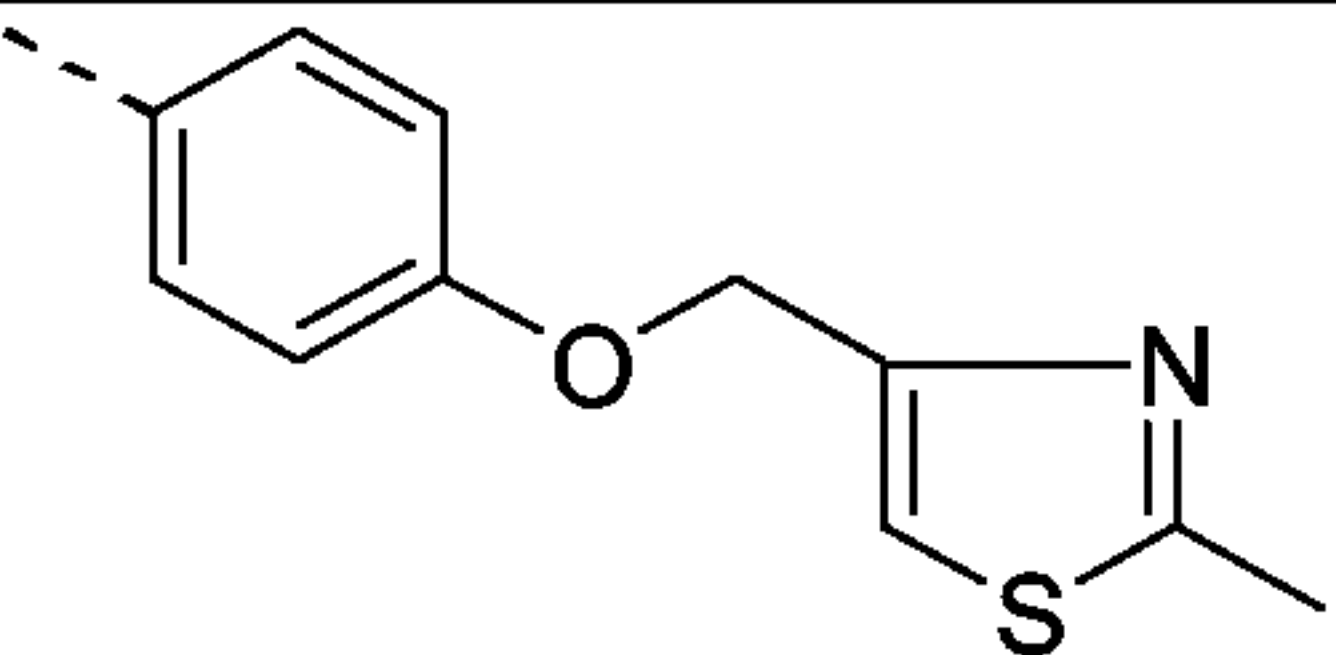
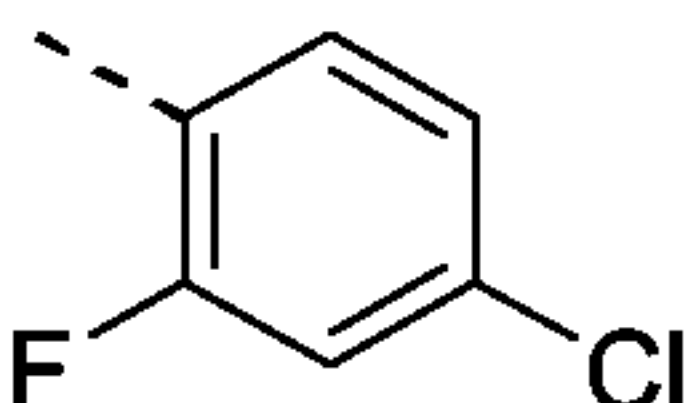
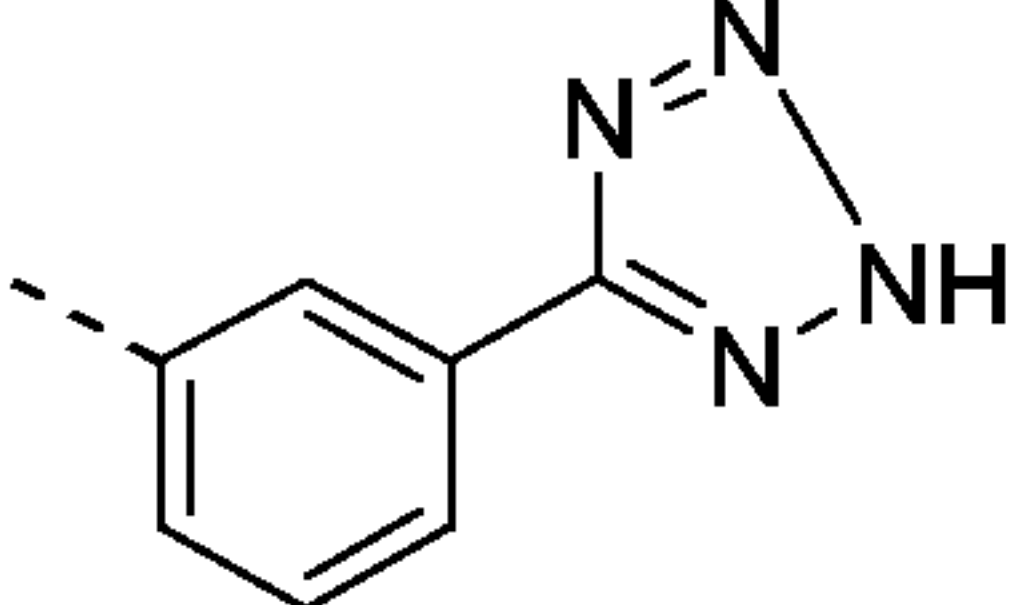
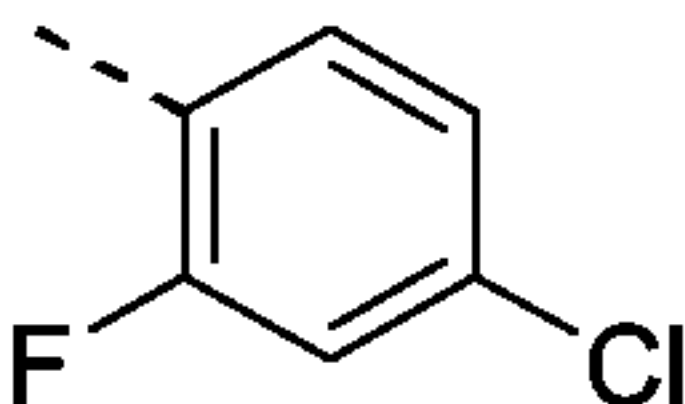
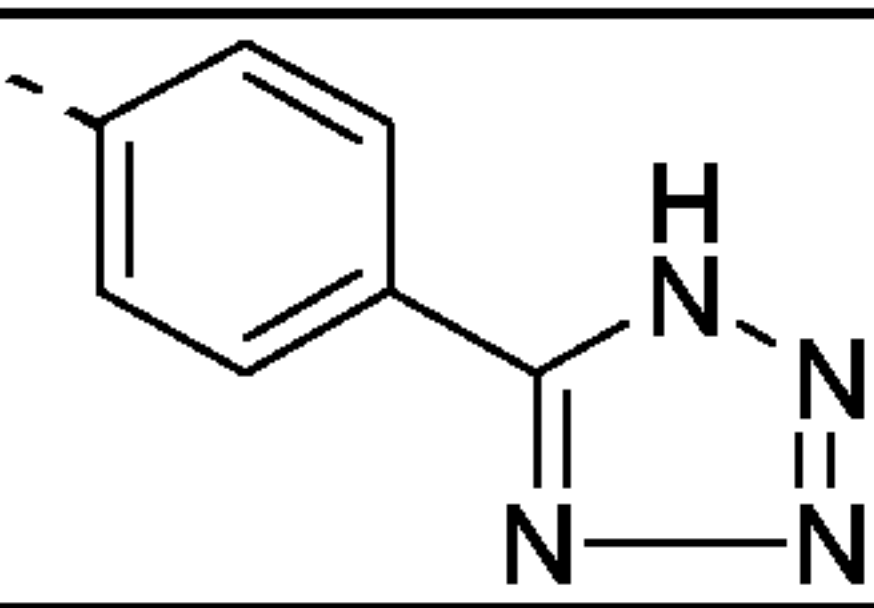
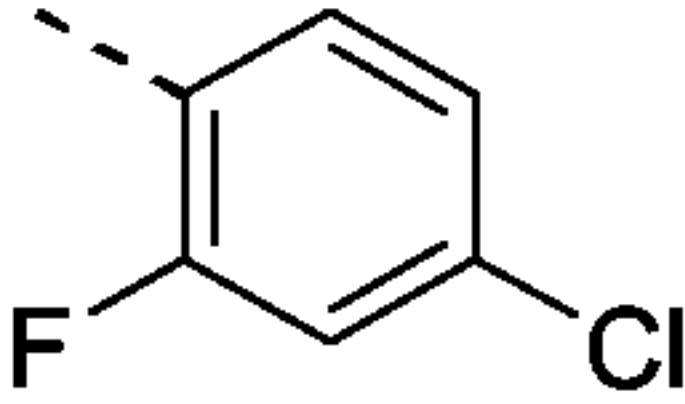
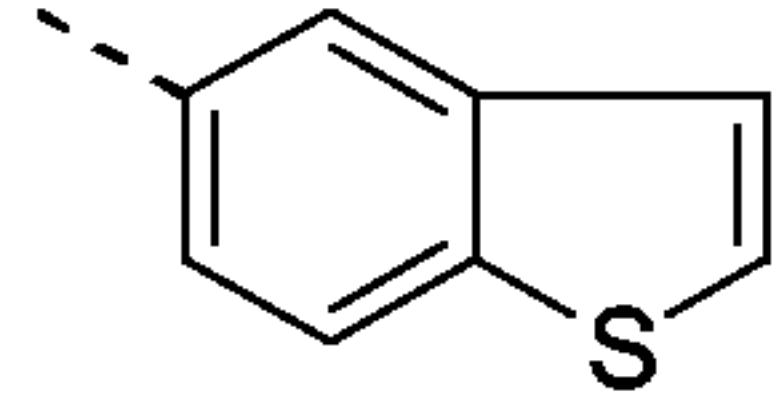
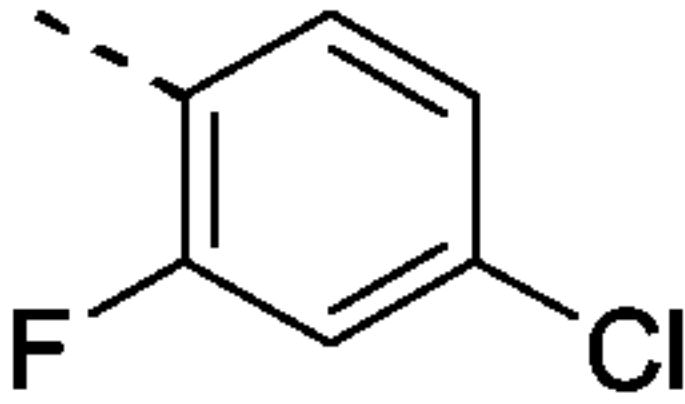
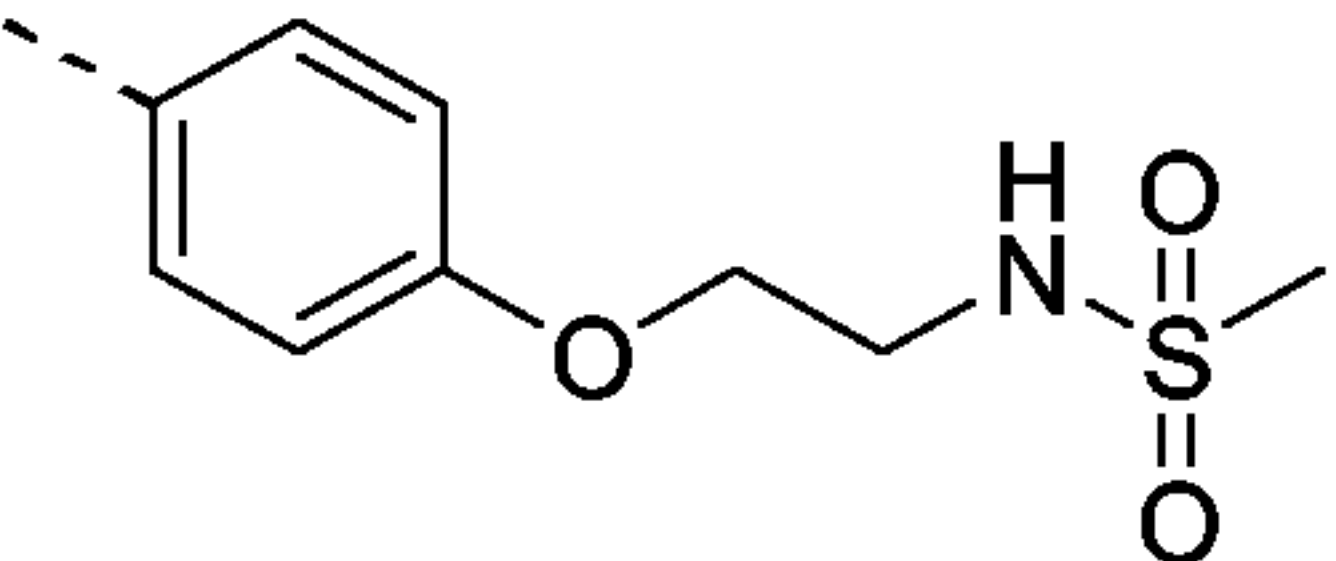
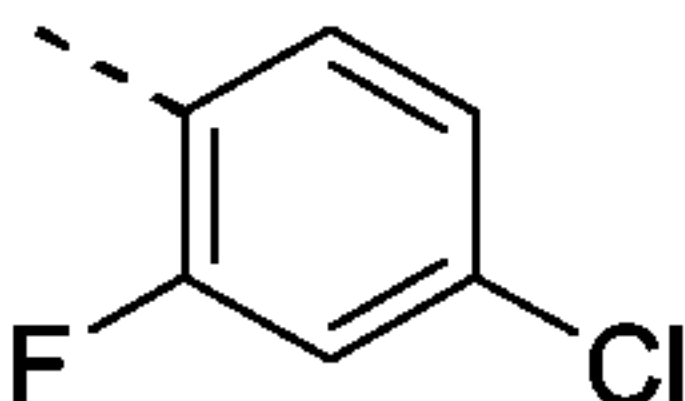
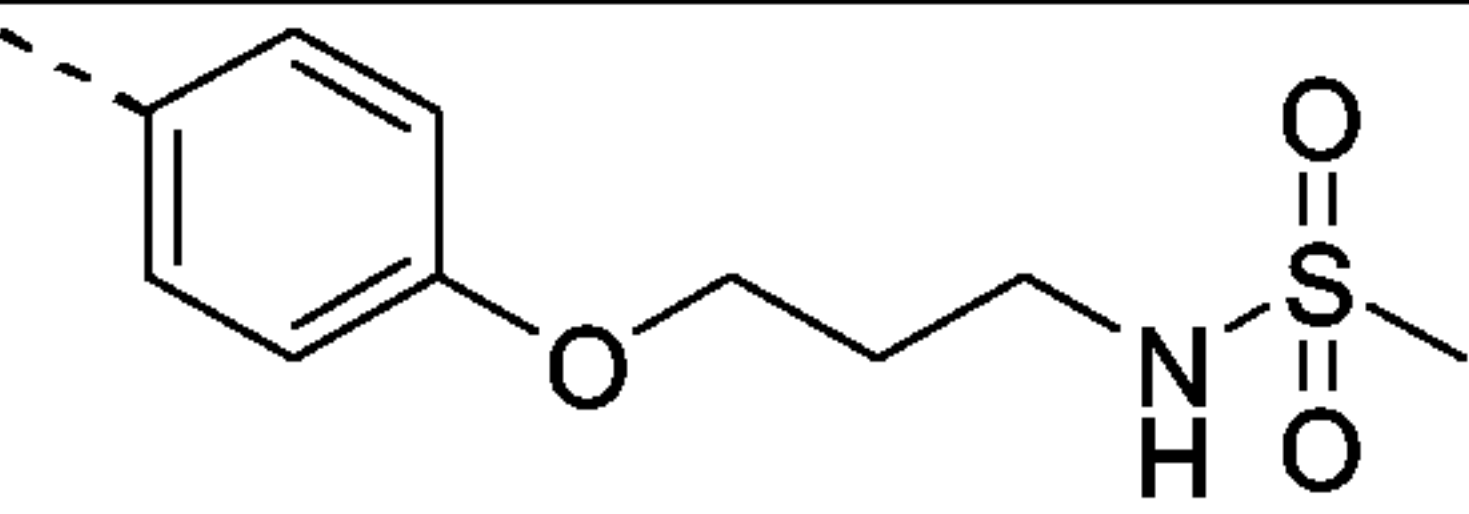
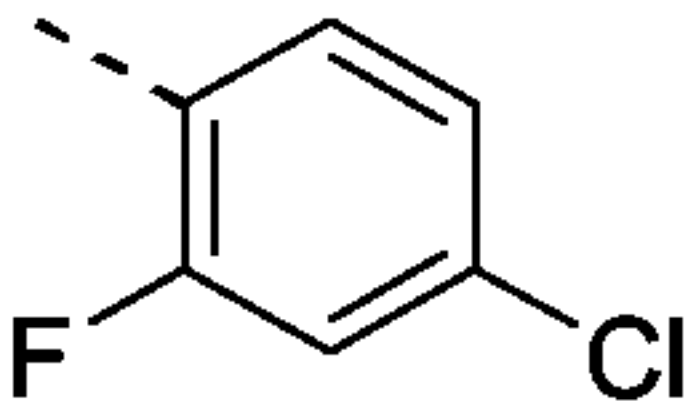
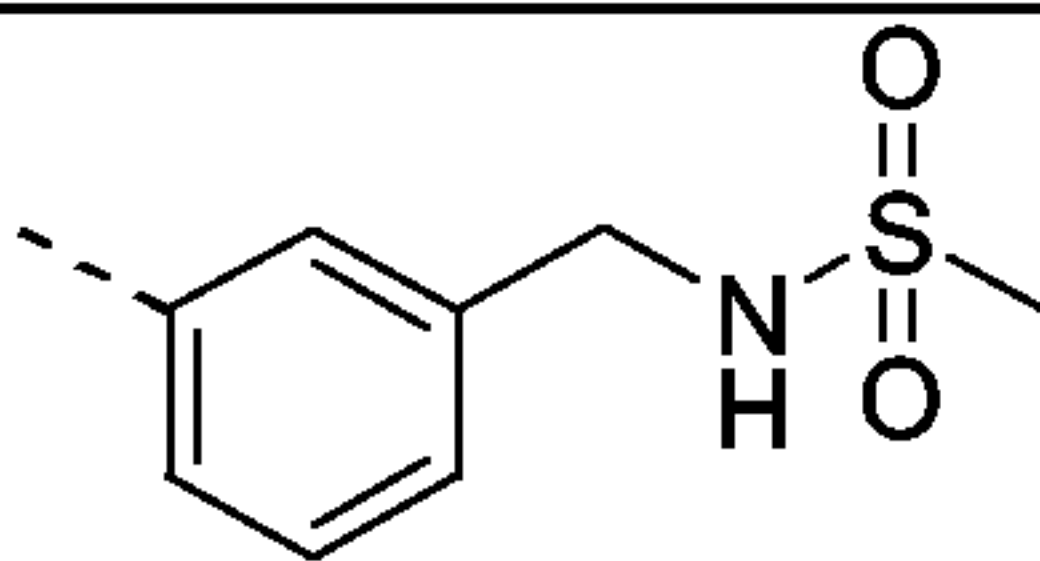
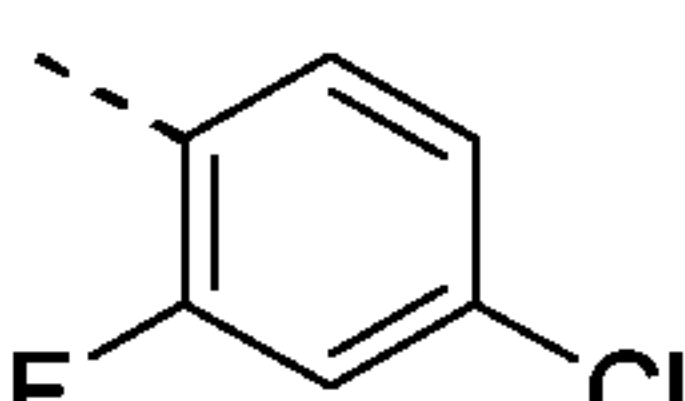
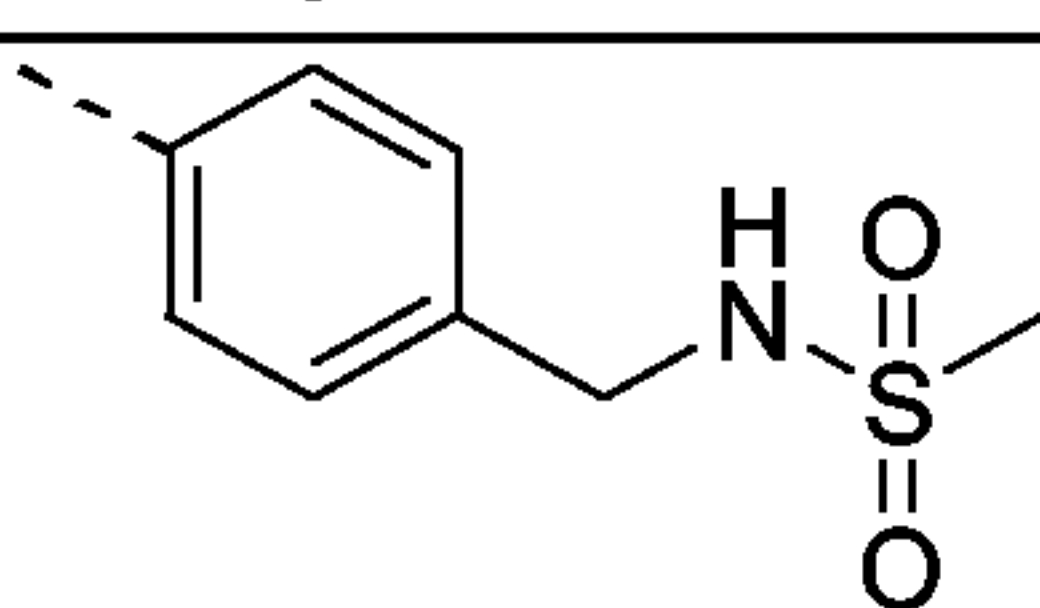
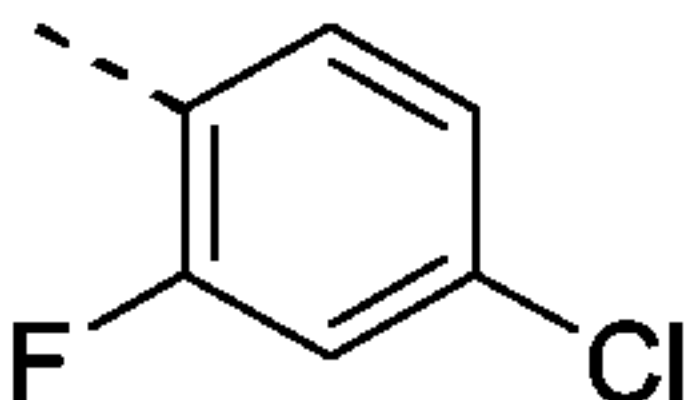
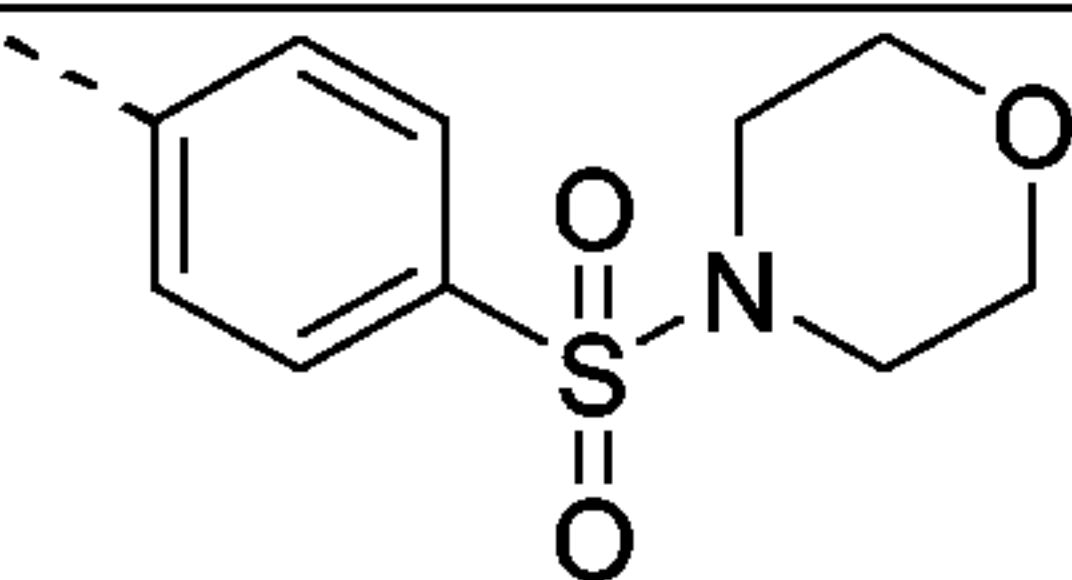


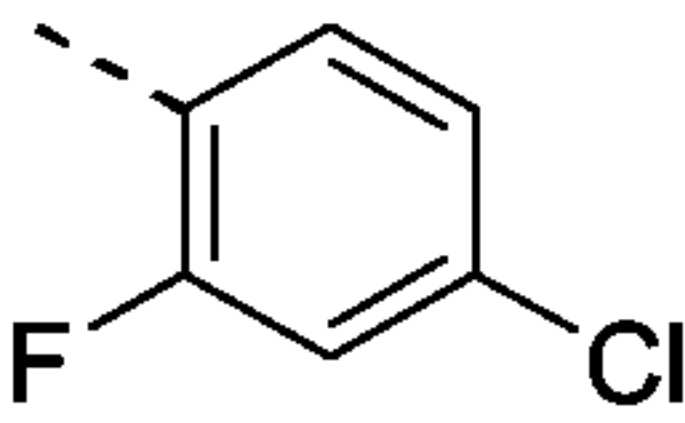
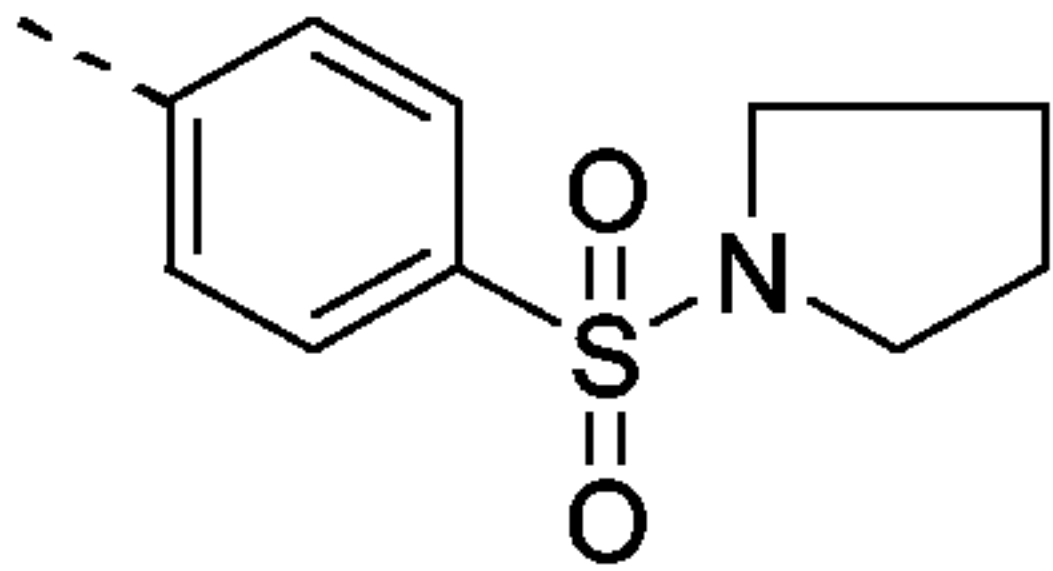
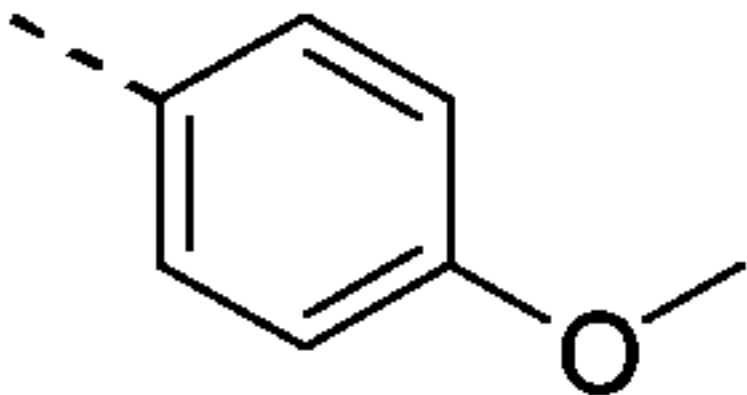
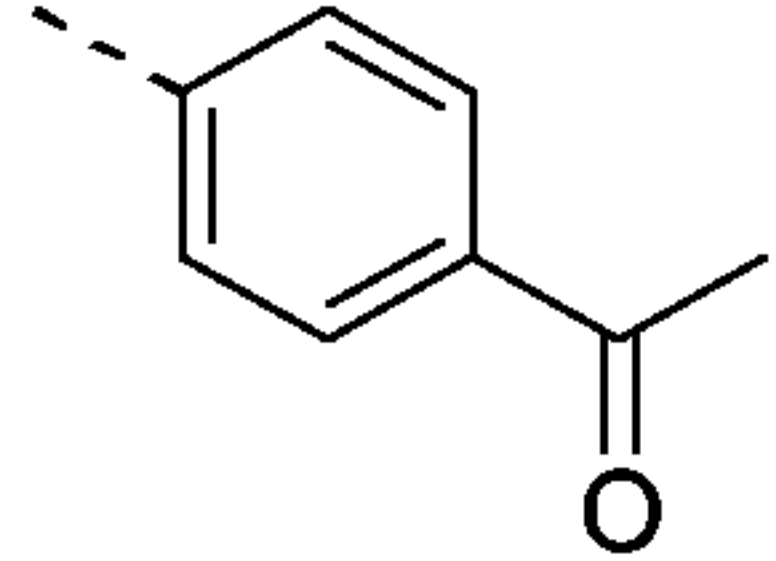
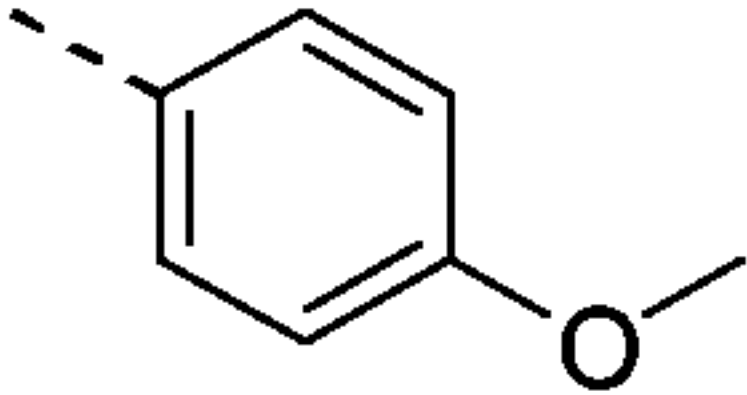
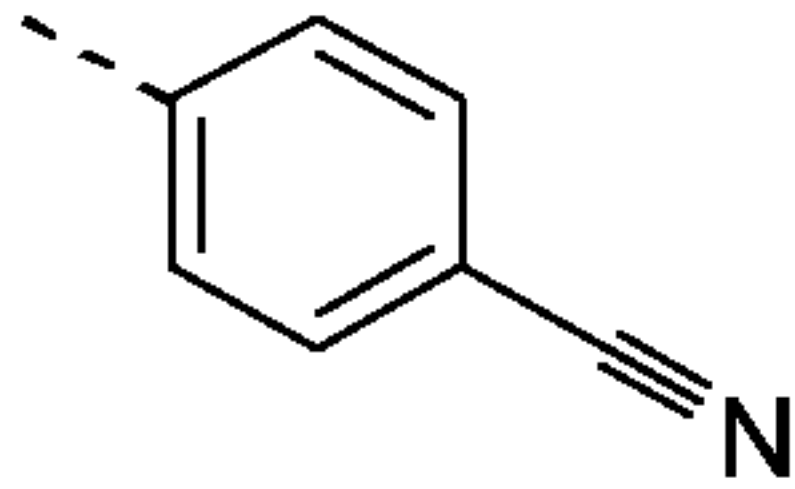
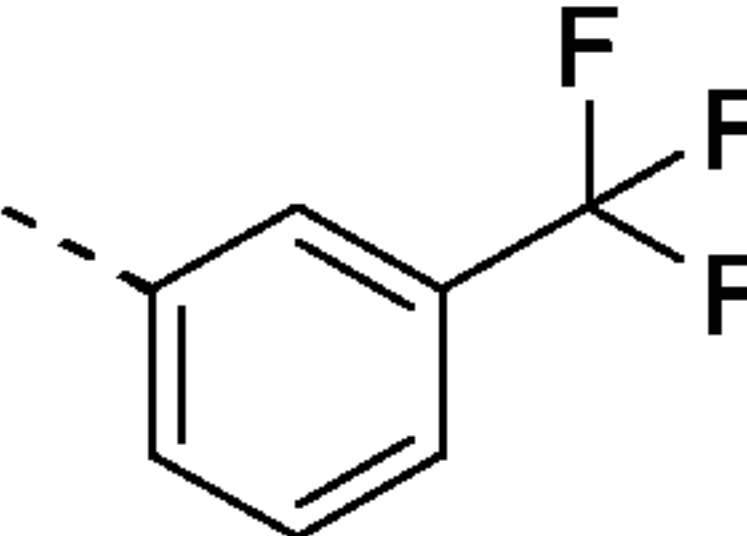
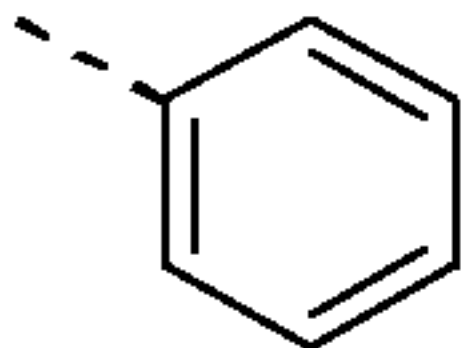
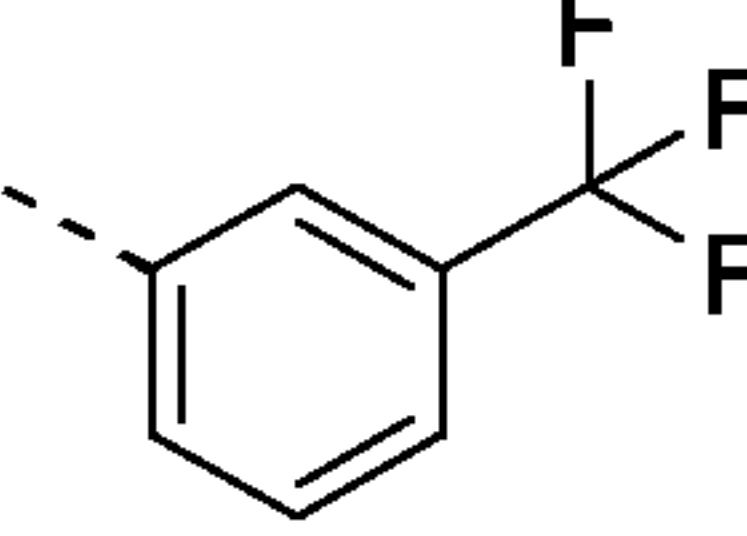
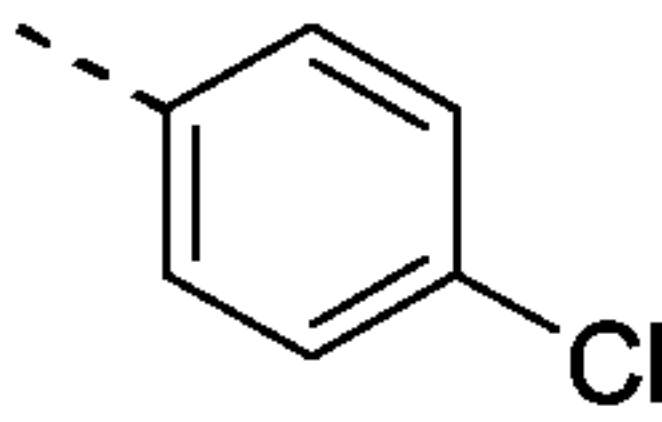
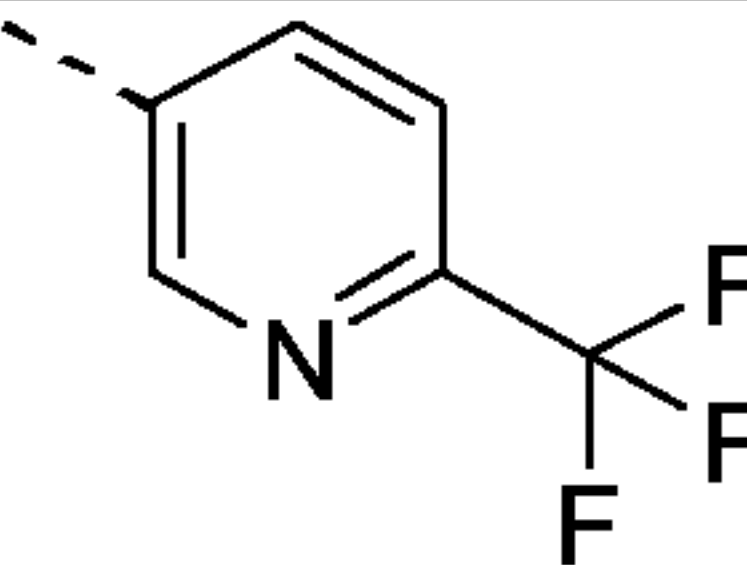
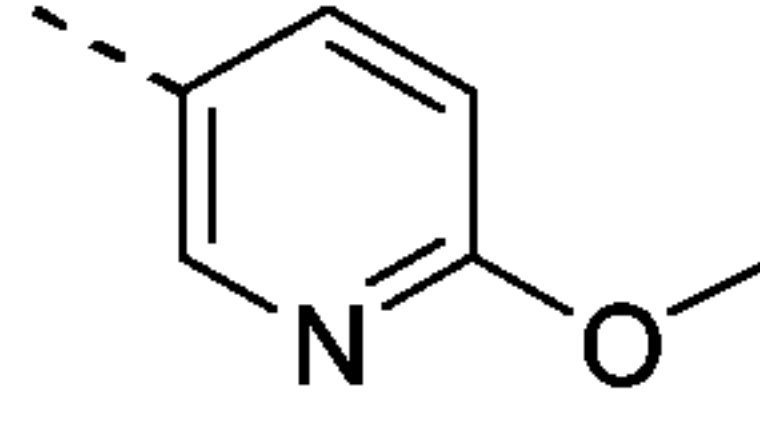
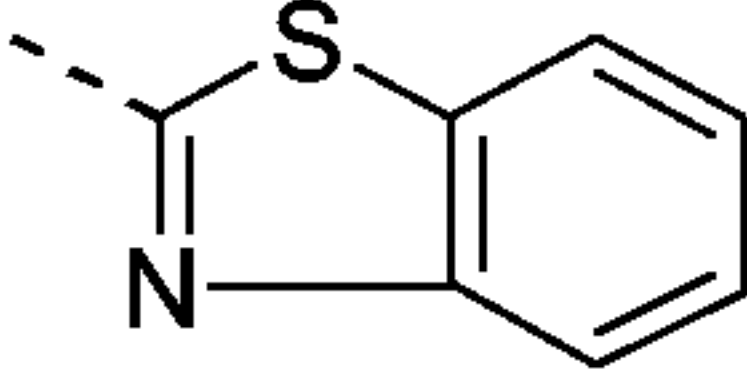
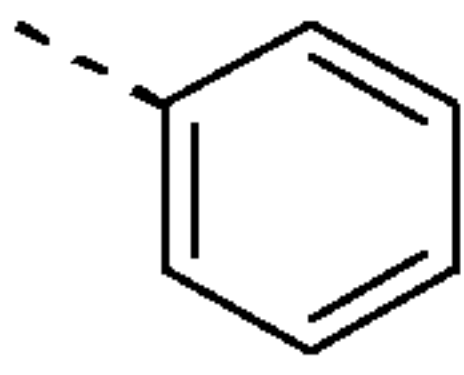
Co.nr.	Exp. nr.	M <sub>1</sub>	R <sup>3</sup>	
6-27	1			
6-28	1			
6-29	2			
6-30	1			
6-31	1			
6-32	20			
6-33	20			
6-34	20			
6-35	20			
6-36	20			
6-37	20			
6-38	1			
6-39	43*			
6-40	21*			

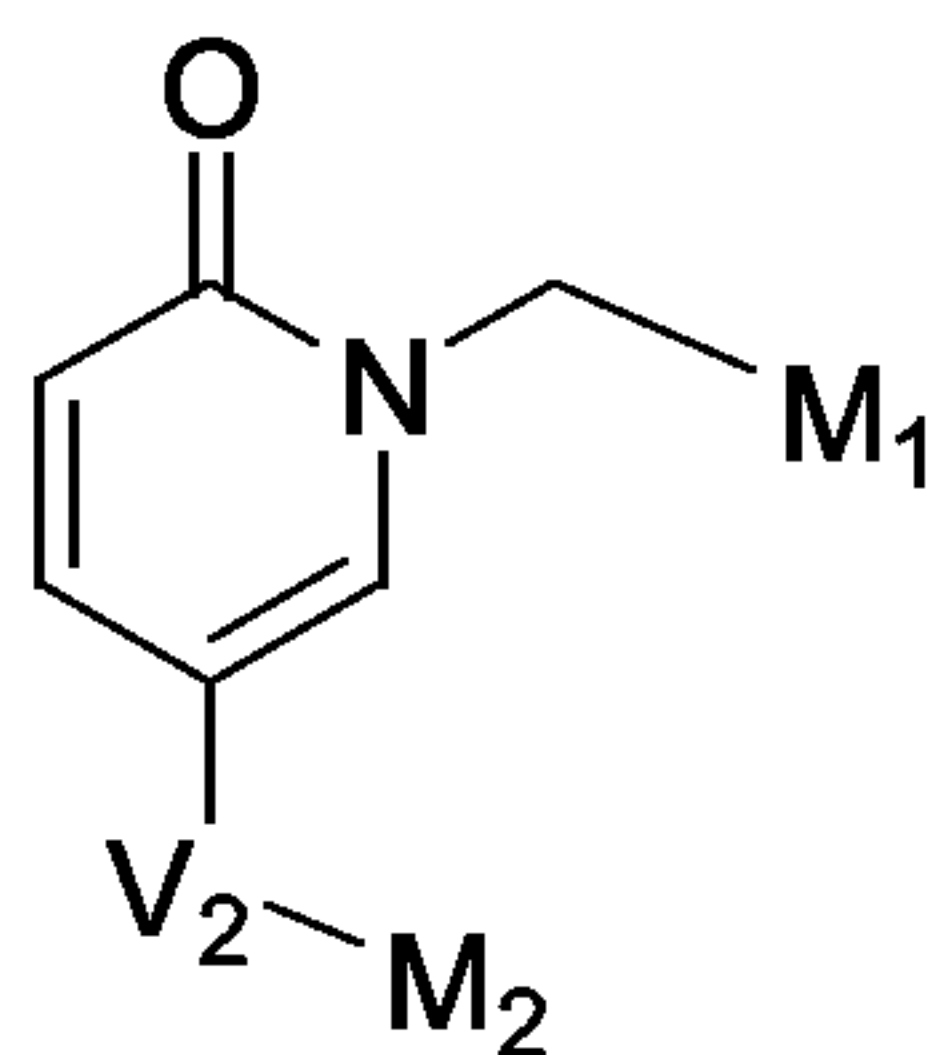
Co.nr.	Exp. nr.	M <sub>1</sub>	R <sup>3</sup>	
6-41	21			
6-42	28			
6-43	28			
6-44	20			
6-45	20			
6-46	20*			
6-47	20			
6-48	20			
6-49	20			
6-50	20			
6-51	1*			
6-52	21			
6-53	29*			

Co.nr.	Exp. nr.	M <sub>1</sub>	R <sup>3</sup>	
6-54	29			
6-55	29			
6-56	29			
6-57	29			
6-58	29			
6-59	29			
6-60	29			
6-61	29			
6-62	20			
6-63	20			
6-64	20			



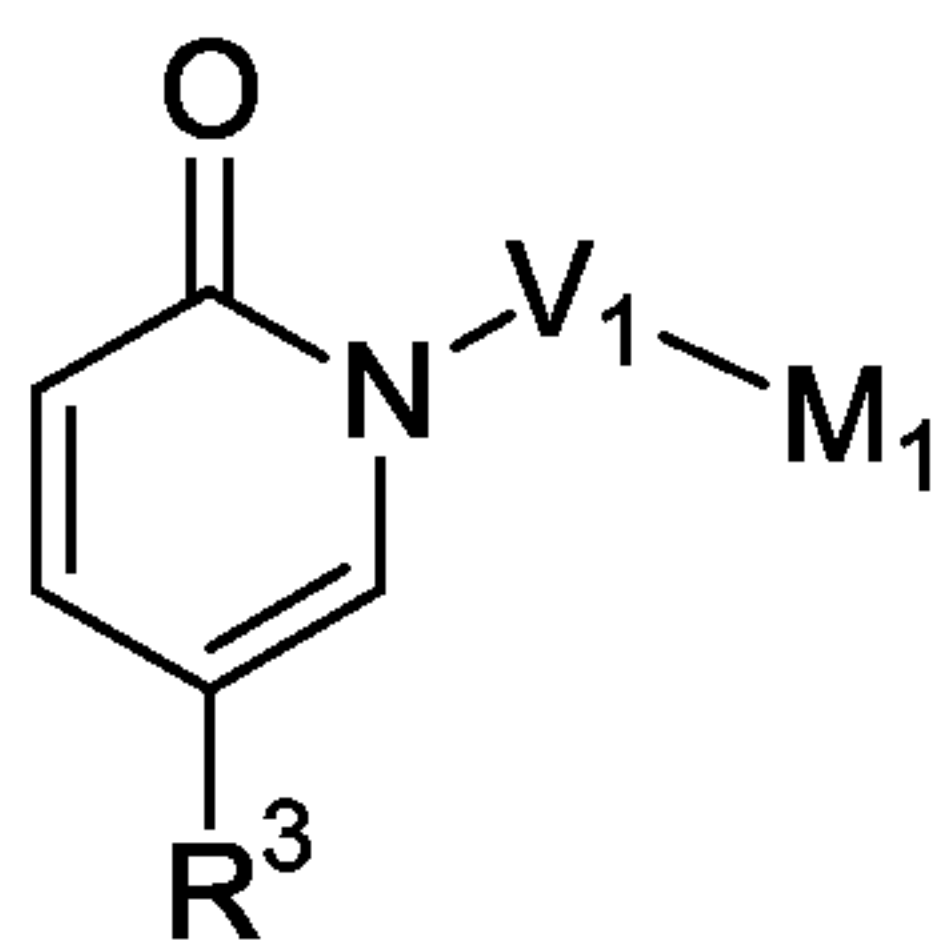
Co.nr.	Exp. nr.	M <sub>1</sub>	R <sup>3</sup>	
6-65	24*			
6-82	24			
6-66	20			
6-67	23			
6-68	23			
6-69	26*			
6-70	29			
6-71	29			
6-72	29			
6-73	29			
6-74	1			

Co.nr.	Exp. nr.	M <sub>1</sub>	R <sup>3</sup>	
6-75	1			
6-76	2			
6-77	2			
6-78	1			
6-79	1			
6-80	1			
6-81	2			

**Table 7**

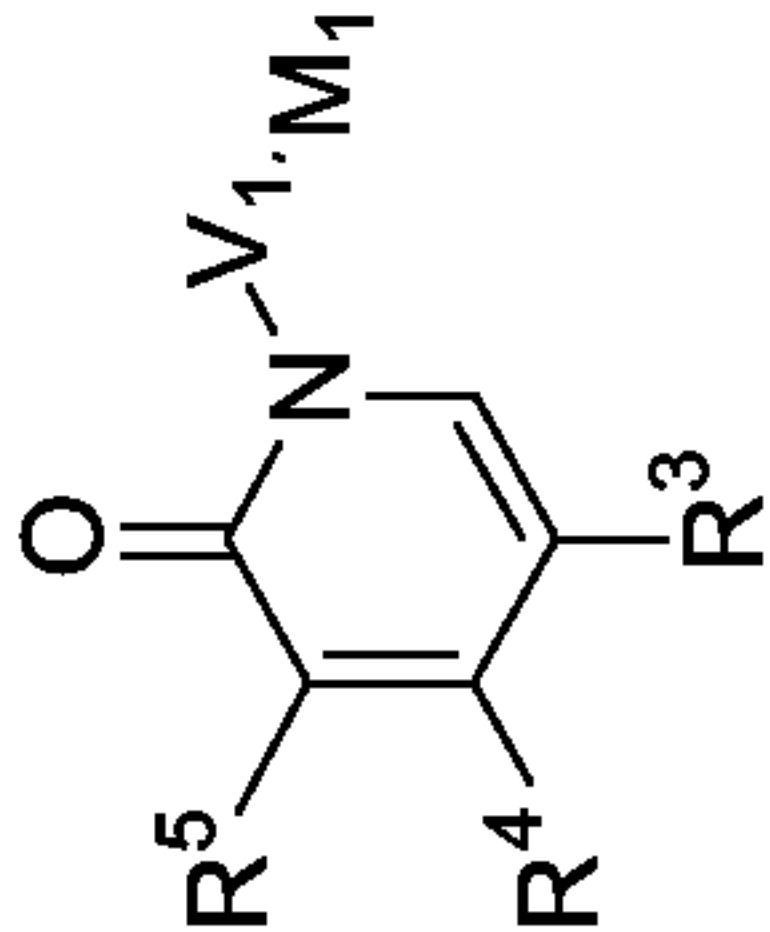
Co.nr.	Exp. nr.	M <sub>1</sub>	V <sub>2</sub>	M <sub>2</sub>	
7-01	5		--C≡C--		
7-02	5*		--C≡C--		
7-03	42*		-O-CH <sub>2</sub> -CH <sub>2</sub> --		
7-04	13		--CH <sub>2</sub> -CH <sub>2</sub> --		
7-06	13*		--CH <sub>2</sub> -CH <sub>2</sub> --		
7-07	12		--CH <sub>2</sub> --		
7-08	32*		--CH <sub>2</sub> -CH <sub>2</sub> -CH <sub>2</sub> --		
7-09	32		--CH(CH <sub>3</sub> )-CH <sub>2</sub> --	--H	
7-10	32		--CH <sub>2</sub> -CH <sub>2</sub> -CH <sub>2</sub> -CH <sub>2</sub> --		
7-11	13		--CH <sub>2</sub> -CH <sub>2</sub> -CH <sub>2</sub> -CH <sub>2</sub> --		
7-15	13		--CH <sub>2</sub> -CH <sub>2</sub> --		
7-16	5		--C≡C--		



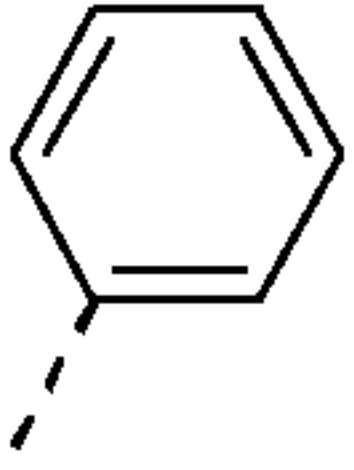
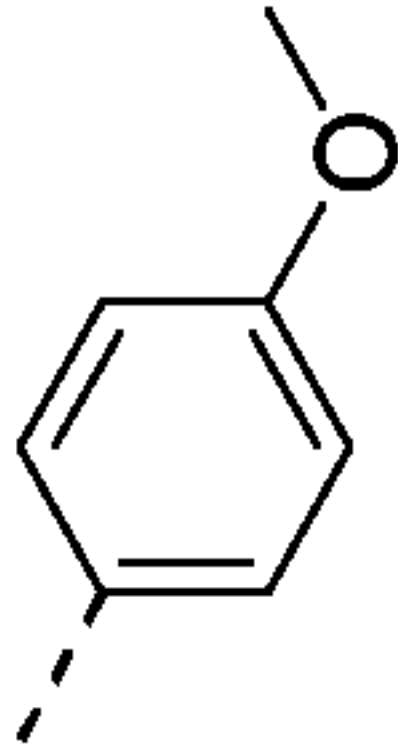
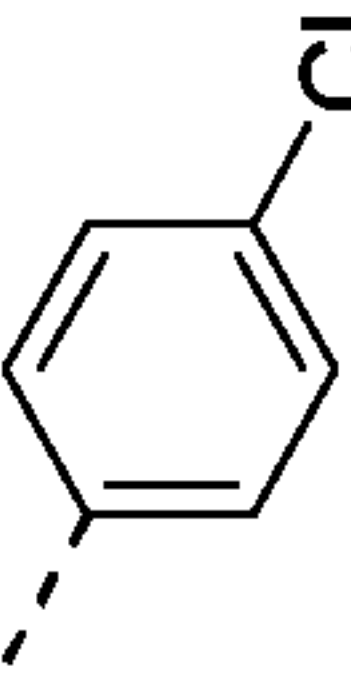
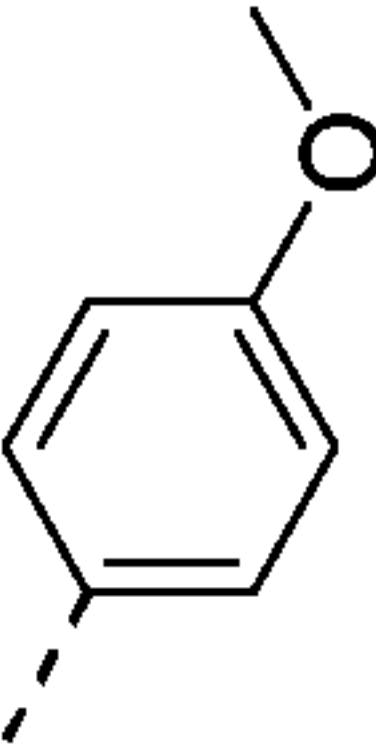
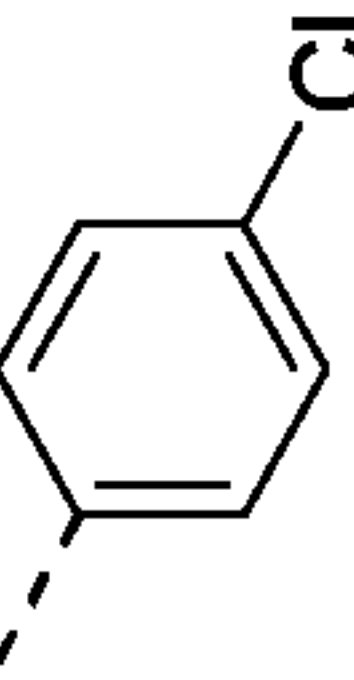
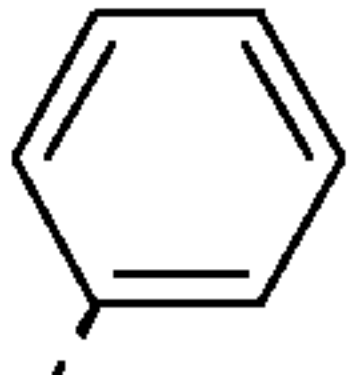
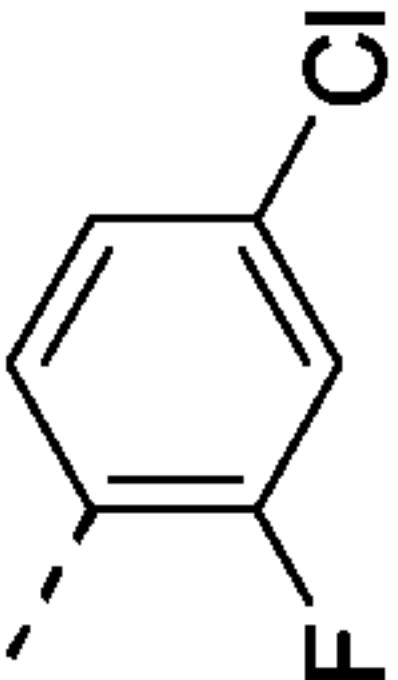
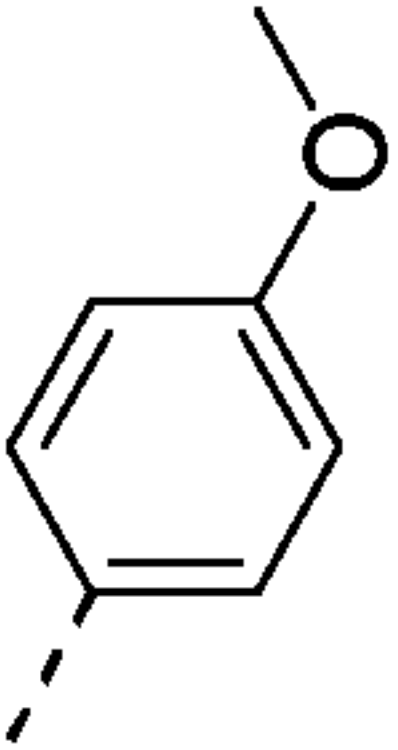
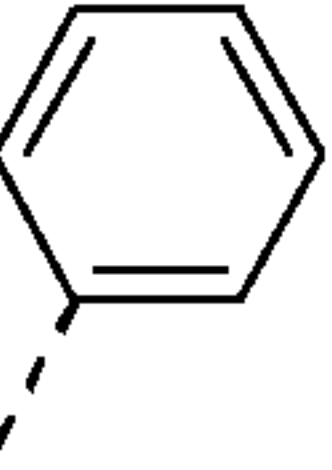
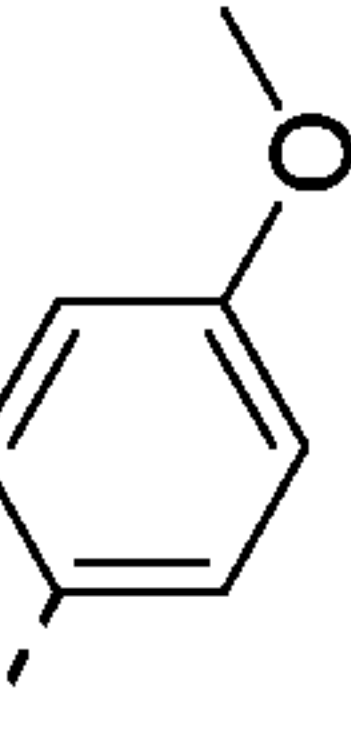
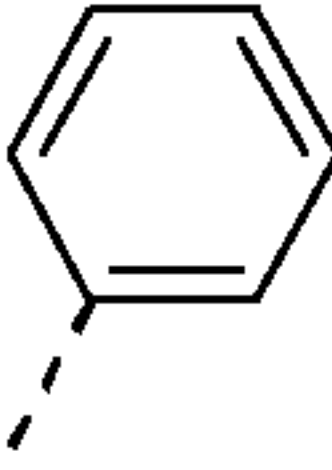
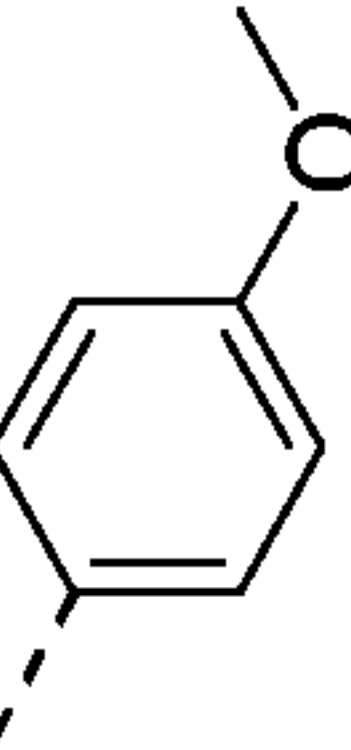
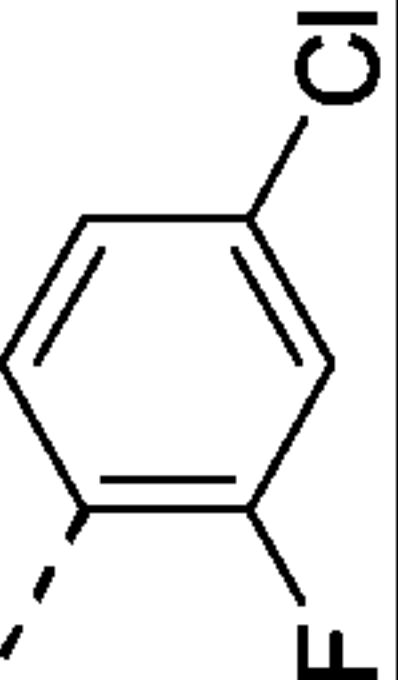
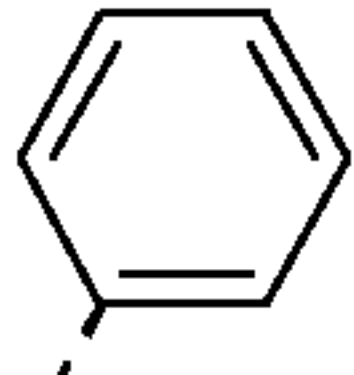
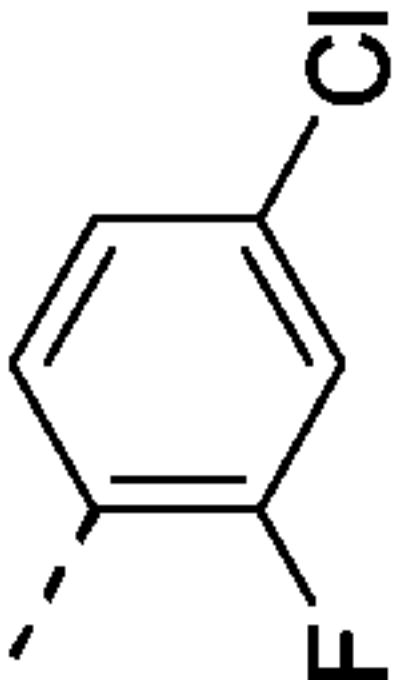
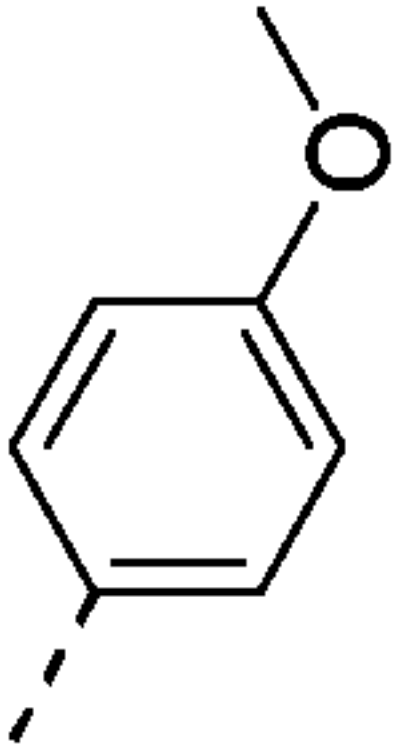
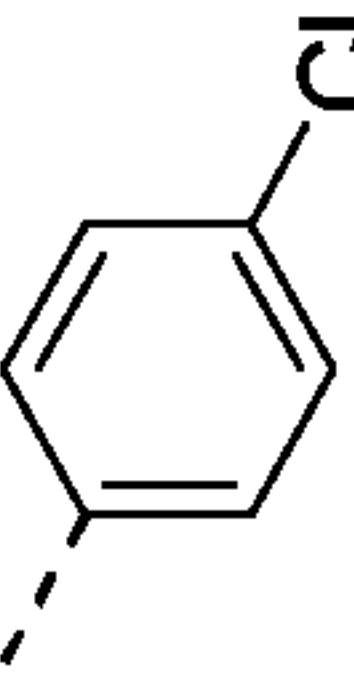
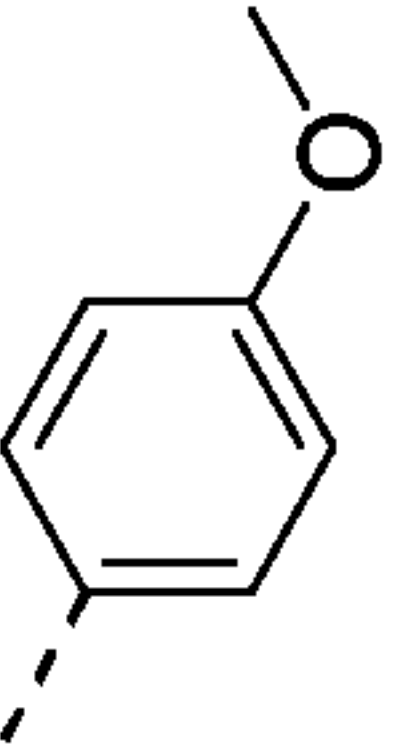
**Table 8**

Co.nr.	Exp. nr.	$V_1$	$M_1$	$R^3$	
8-01	3	--CH <sub>2</sub> -CH <sub>2</sub> -CH(CH <sub>3</sub> )-CH <sub>2</sub> --	--H		
8-02	3*	--CH <sub>2</sub> -CH <sub>2</sub> -CH(CH <sub>3</sub> )-CH <sub>2</sub> --	--H		

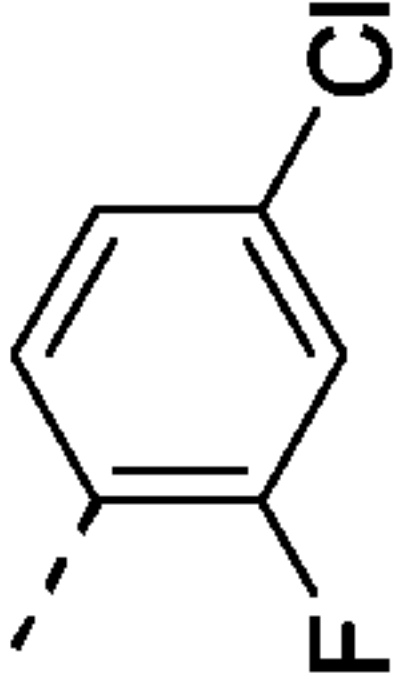
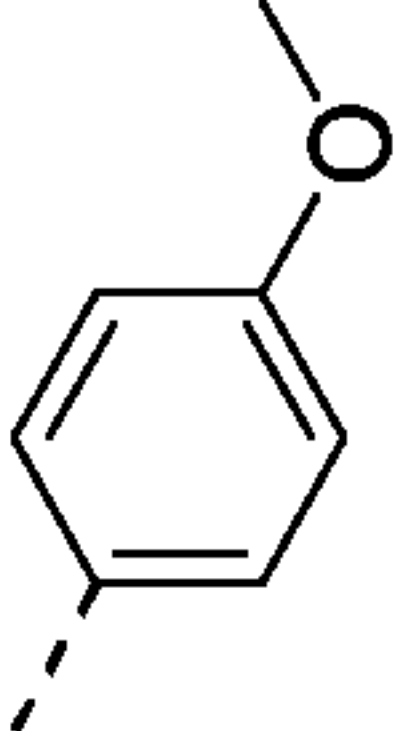
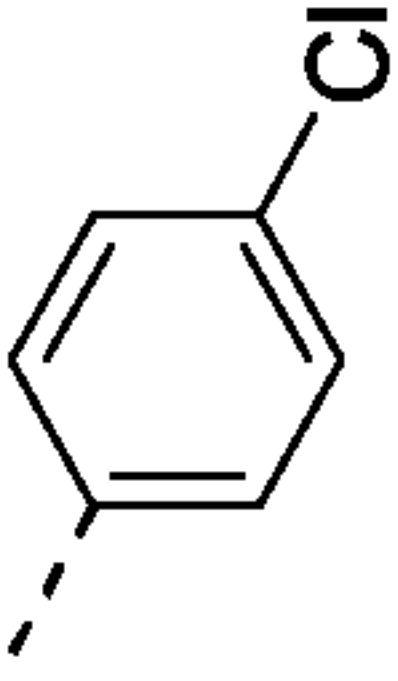
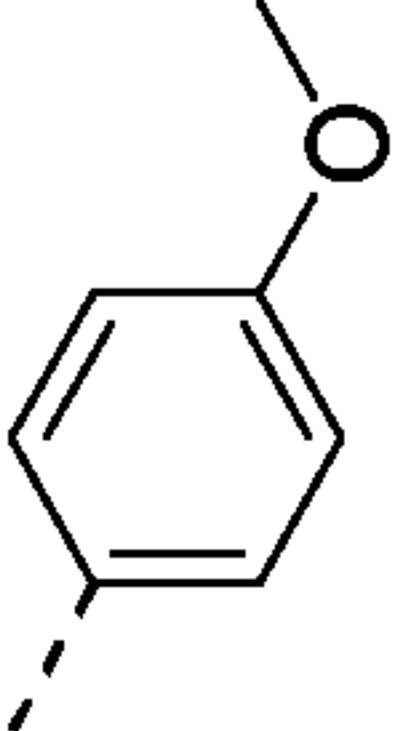
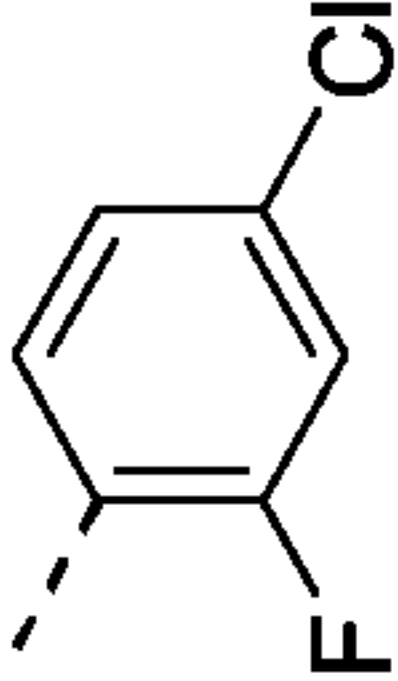
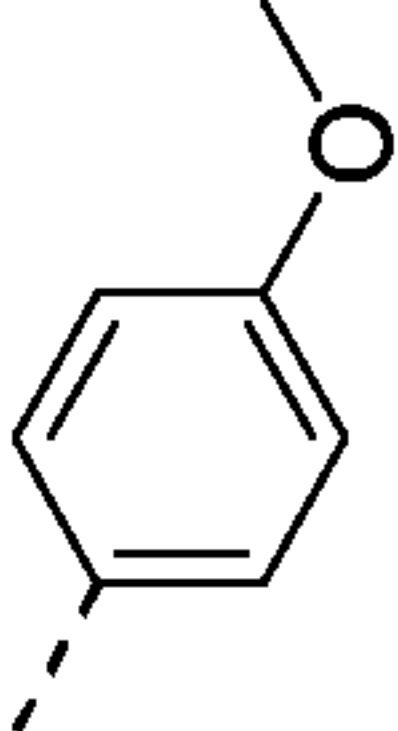
Table 9

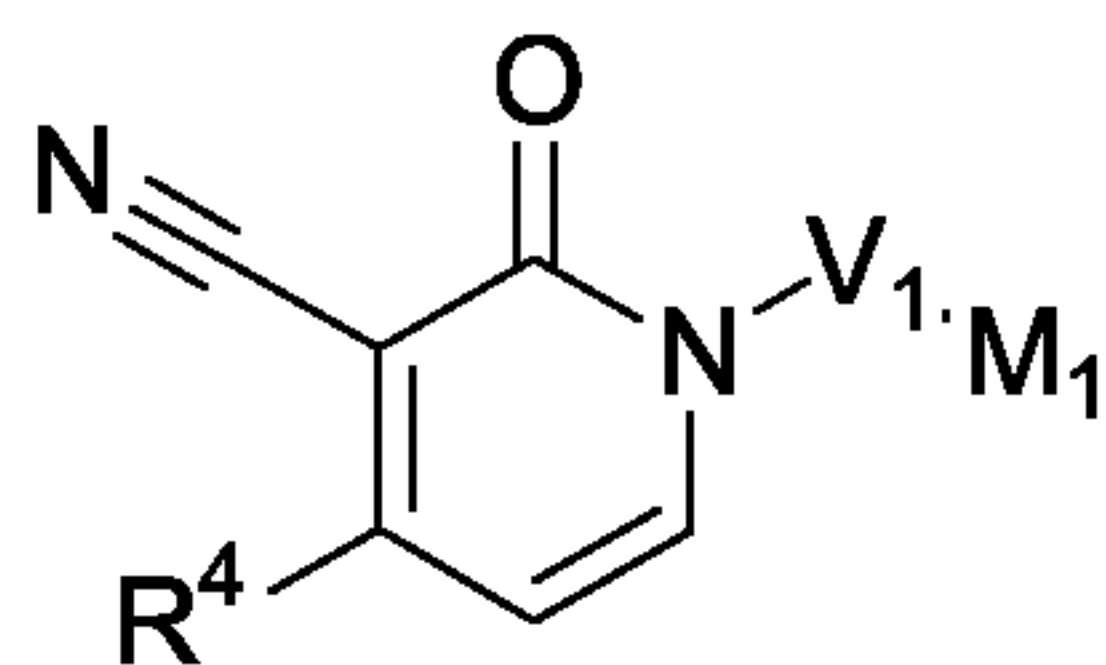


Co.nr.	Exp. nr.	R <sup>4</sup>	R <sup>5</sup>	V <sub>1</sub>	M <sub>1</sub>	R <sup>3</sup>	
9-01	2	--H	--Cl	--CH <sub>2</sub> --			
9-02	2	--H	--Cl	--CH <sub>2</sub> --			
9-03	2	--H	--Cl	--CH <sub>2</sub> --			
9-04	3	--H	--Cl	--CH <sub>2</sub> -CH <sub>2</sub> -CH(CH <sub>3</sub> )-CH <sub>2</sub> --	--H		
9-05	2	--H	--Cl	--CH <sub>2</sub> --			
9-06	6	--H	--F	--CH <sub>2</sub> --			

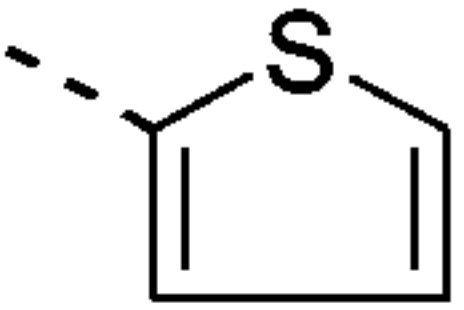
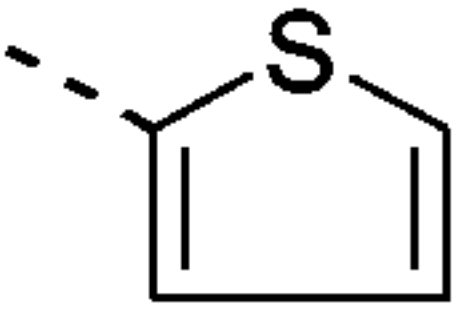
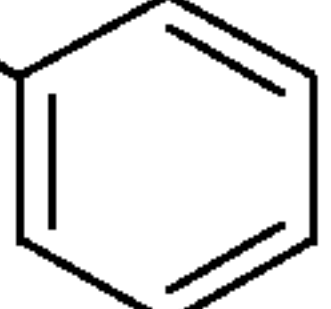
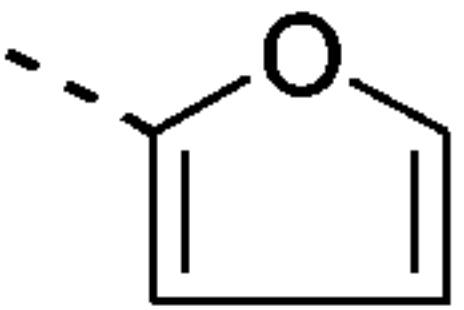
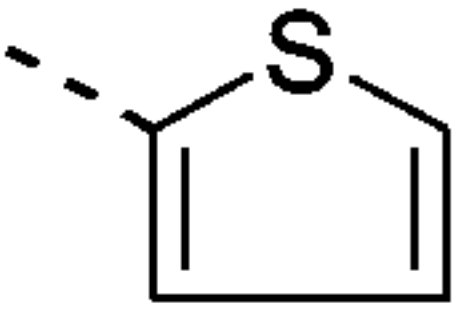
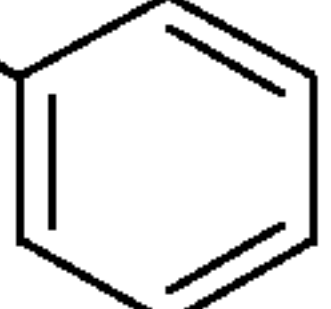
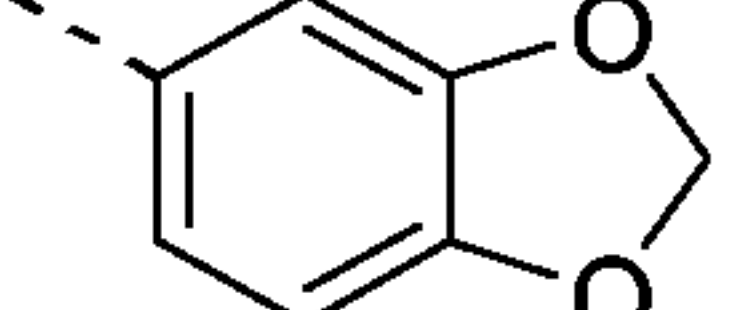
Co.nr.	Exp. nr.	R <sup>4</sup>	R <sup>5</sup>	V <sub>1</sub>	M <sub>1</sub>	R <sup>3</sup>	
9-07	2	--H	--CH <sub>3</sub>	--CH <sub>2</sub> --			
9-08	27*	--H	--CH <sub>2</sub> OH	--CH <sub>2</sub> --			
9-09	1	--H	--COOCH <sub>3</sub>	--CH <sub>2</sub> --			
9-10	40*	--H	--O-CH <sub>3</sub>	--CH <sub>2</sub> --			
9-11	2	--H	--NO <sub>2</sub>	--CH <sub>2</sub> --			
9-12	2	--CH <sub>3</sub>	--H	--CH <sub>2</sub> --			
9-13	2	--CH <sub>3</sub>	--H	--CH <sub>2</sub> --			
9-14	2	--CH <sub>3</sub>	--H	--CH <sub>2</sub> --			
9-15	48	--CH <sub>2</sub> -CH <sub>2</sub> -OH	--H	--CH <sub>2</sub> --			

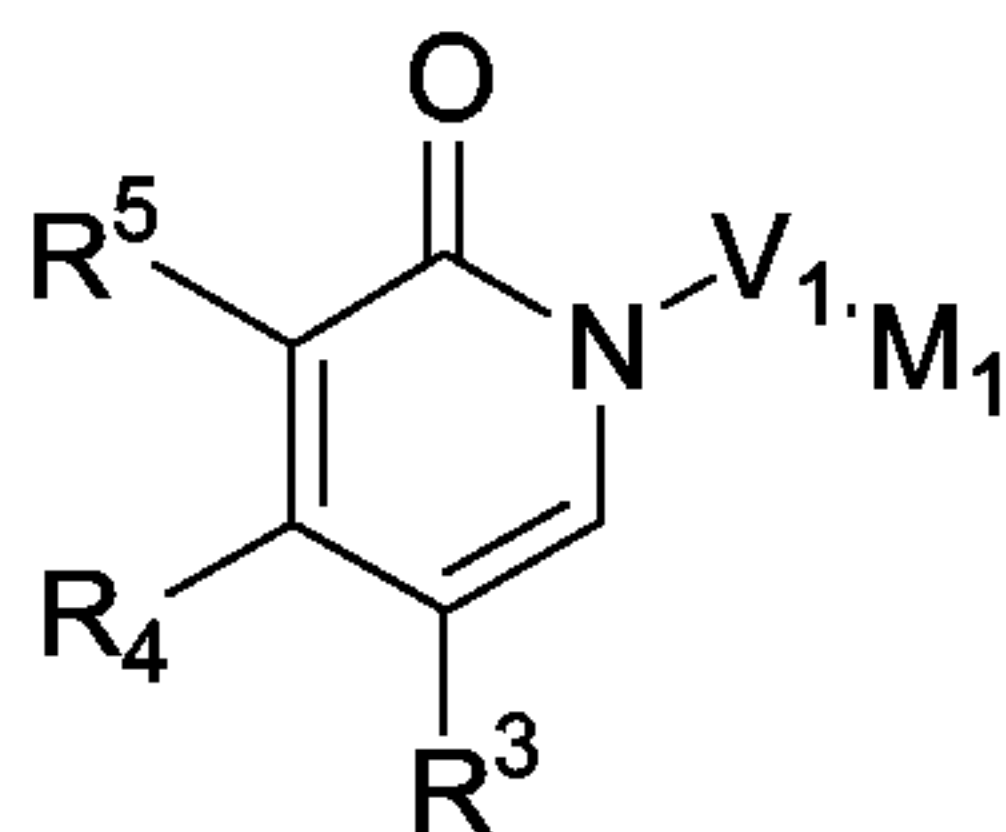


Co.nr.	Exp. nr.	R <sup>4</sup>	R <sup>5</sup>	V <sub>1</sub>	M <sub>1</sub>	R <sup>3</sup>	
9-16	49*	--CH <sub>2</sub> -O-CH <sub>3</sub>	--H	--CH <sub>2</sub> --			
9-17	48*	--CH <sub>2</sub> -CH <sub>2</sub> -O-CH <sub>3</sub>	--H	--CH <sub>2</sub> --			
9-18	33*	--OCH <sub>3</sub>	--H	--CH <sub>2</sub> --			

**Table 10**

Co.nr.	Exp. nr.	V <sub>1</sub>	M <sub>1</sub>	R <sup>4</sup>
10-10	2	--CH <sub>2</sub> --		
10-11	31	--CH <sub>2</sub> --		
10-12	31	--CH <sub>2</sub> --		
10-13	31	--CH <sub>2</sub> --		
10-14	31	--CH <sub>2</sub> --		
10-15	31	--CH <sub>2</sub> --		
10-16	31	--CH <sub>2</sub> --		
10-17	31	--CH <sub>2</sub> --		
10-18	31	--CH <sub>2</sub> --		
10-19	31	--CH <sub>2</sub> -CH <sub>2</sub> -CH <sub>2</sub> --	--H	
10-20	31	--CH <sub>2</sub> -CH <sub>2</sub> -CH <sub>2</sub> --		
10-21	31	--CH <sub>2</sub> -CH <sub>2</sub> -CH <sub>2</sub> --		
10-22	31	--CH <sub>2</sub> -CH=CH--		
10-23	31	--CH <sub>2</sub> -CH <sub>2</sub> -CH <sub>2</sub> -CH <sub>2</sub> --	--H	

Co.nr.	Exp. nr.	V <sub>1</sub>	M <sub>1</sub>	R <sup>4</sup>
10-24	31	--CH <sub>2</sub> -CH(CH <sub>3</sub> )-CH <sub>2</sub> --	--H	
10-25	31	--CH(CH <sub>3</sub> )-CH <sub>2</sub> -CH <sub>2</sub> -CH <sub>2</sub> --	--H	
10-26	31	--CH <sub>2</sub> -CH(CH <sub>3</sub> )-CH <sub>2</sub> -CH <sub>2</sub> --	--H	
10-27	31	--CH <sub>2</sub> -CH <sub>2</sub> -CH(CH <sub>3</sub> )-CH <sub>2</sub> --	--H	
10-28	31*	--CH <sub>2</sub> -CH <sub>2</sub> -CH(CH <sub>3</sub> )-CH <sub>2</sub> --	--H	
10-29	31	--CH <sub>2</sub> -CH <sub>2</sub> -CH(CH <sub>3</sub> )-CH <sub>2</sub> --	--H	
10-30	31	--CH <sub>2</sub> -CH <sub>2</sub> -CH(CH <sub>3</sub> )-CH <sub>2</sub> --	--H	

**Table 11**

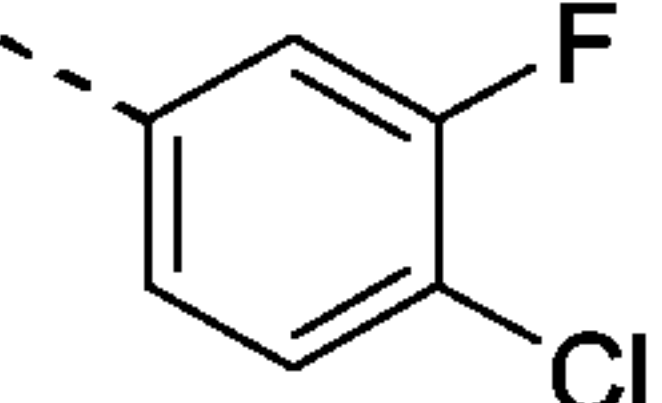
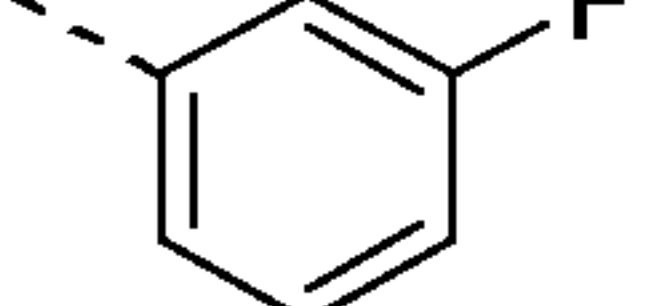
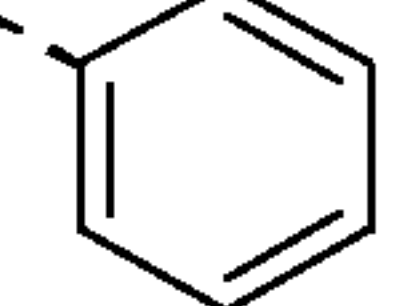
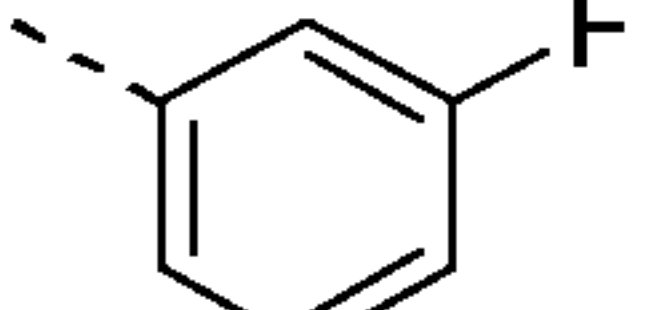
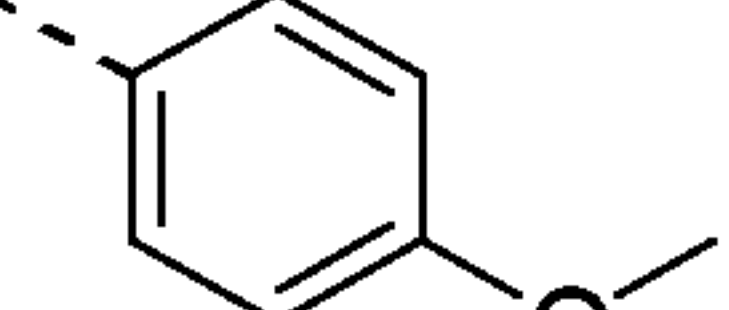
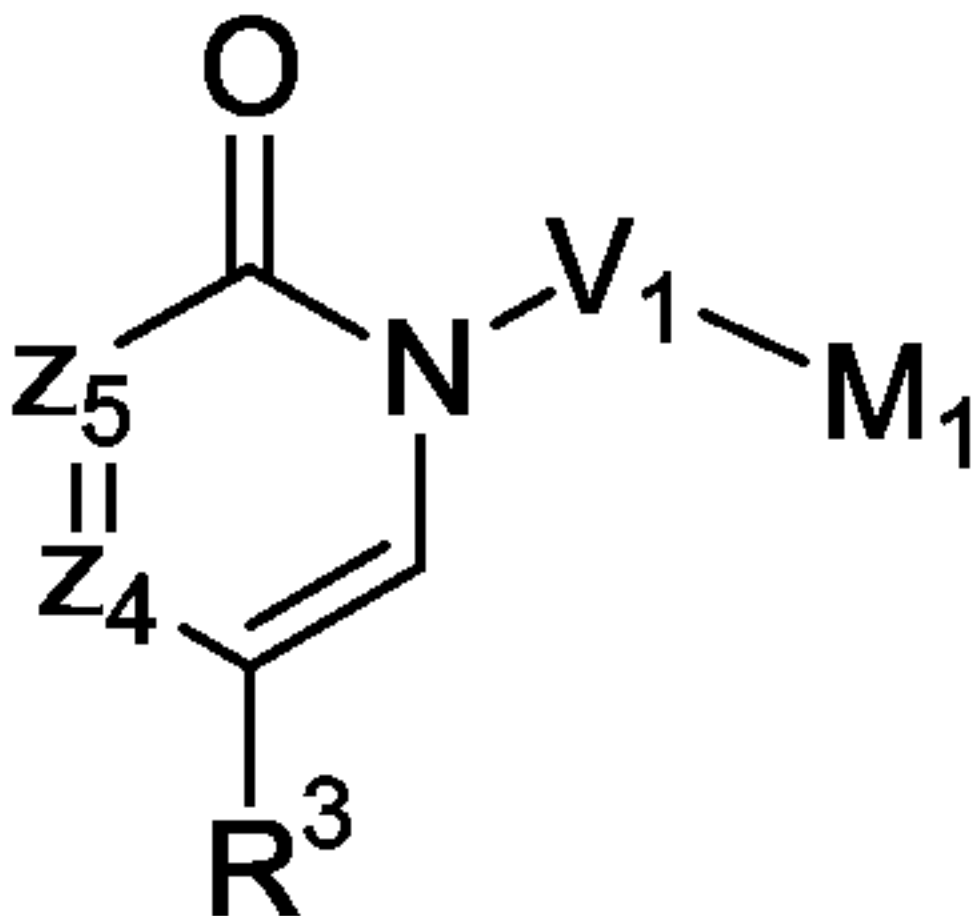
Co.nr.	Exp. nr.	V <sub>1</sub>	M <sub>1</sub>	R <sup>3</sup>	R <sup>4</sup>	R <sup>5</sup>
11-01	1	--CH <sub>2</sub> --		--Br	--CH <sub>3</sub>	--H
11-02	19	--CH <sub>2</sub> --		--H		--H
11-03	19*	--CH <sub>2</sub> --		--H		--H

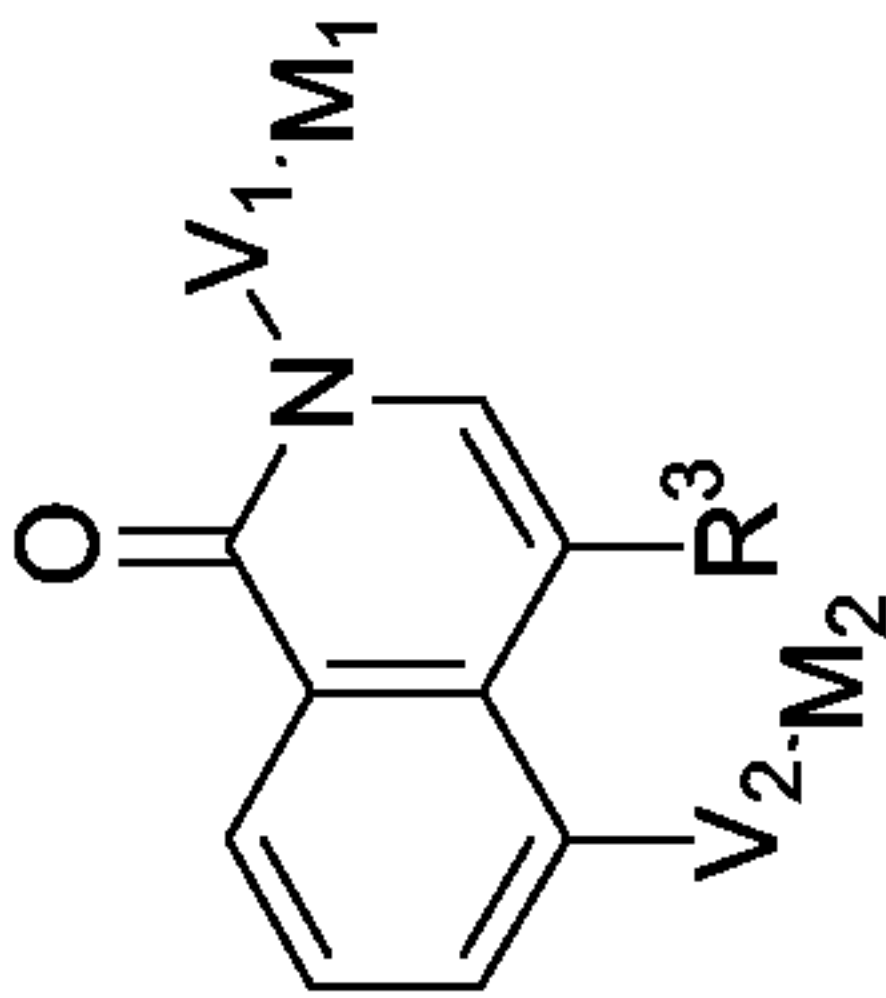


Table 12

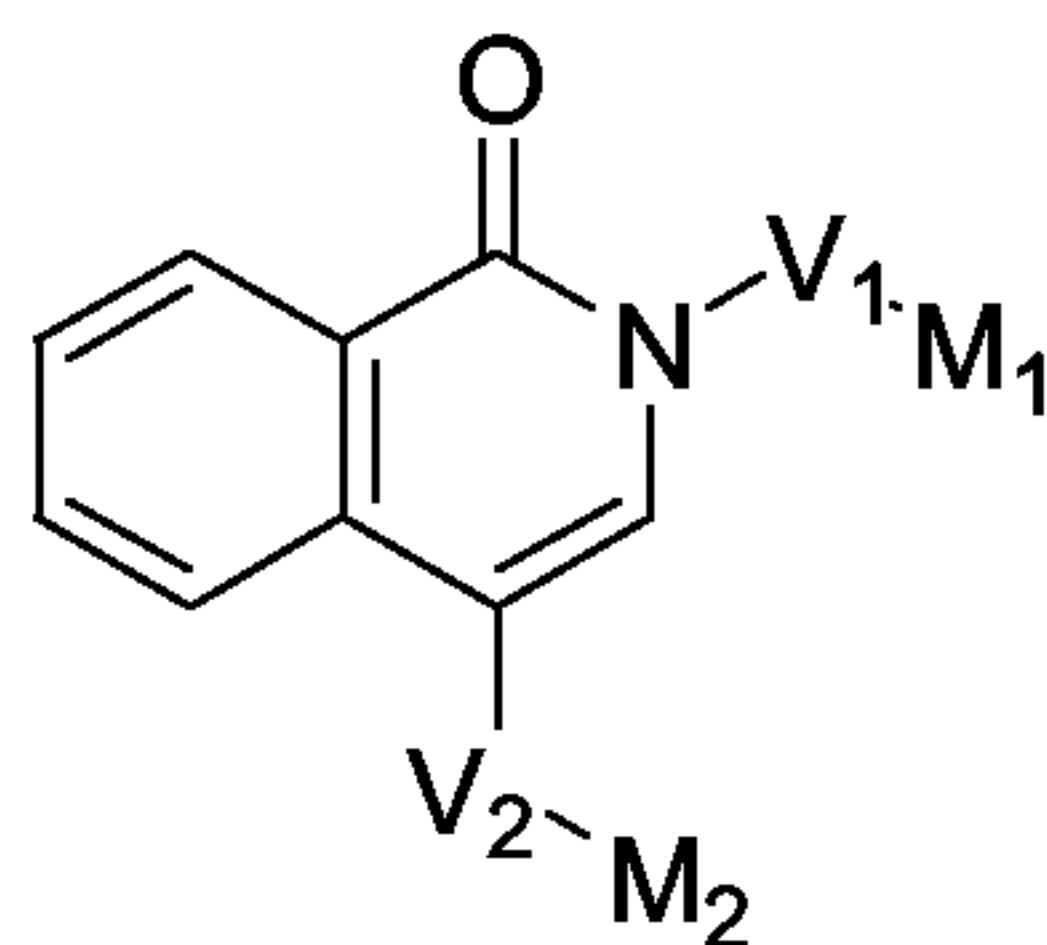


Co.nr.	Exp. nr.	Z <sub>4</sub>	Z <sub>5</sub>	V <sub>1</sub>	M <sub>1</sub>	R <sup>3</sup>	
12-01	37	C	N	-CH <sub>2</sub> -			
12-02	37	C	N	-CH <sub>2</sub> -			
12-03	37	C	N	-CH <sub>2</sub> -			
12-04	37	C	N		--H		
12-05	37	N	C	-CH <sub>2</sub> -			
12-06	37*	N	C	-CH <sub>2</sub> -			
12-07	37	N	C		--H		

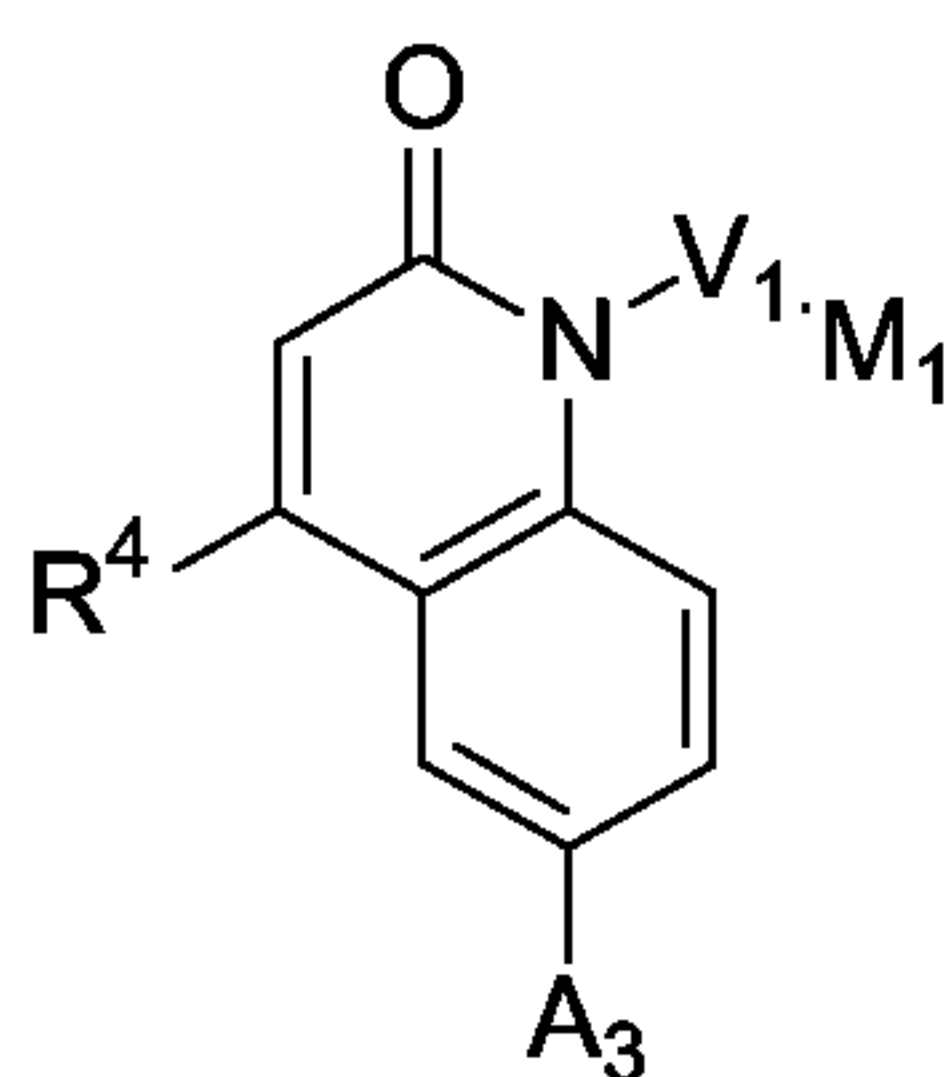
Table 13



Co.nr.	Exp. nr.	V <sub>1</sub>	M <sub>1</sub>	V <sub>2</sub>	M <sub>2</sub>	R <sup>3</sup>
13-01	17*	--CH <sub>2</sub> --		cb	--H	--H
13-04	38	--CH <sub>2</sub> -CH <sub>2</sub> -CH <sub>2</sub> --	--H	--NH-CH <sub>2</sub> -CH <sub>2</sub> --		--H
13-05	38*	--CH <sub>2</sub> -CH <sub>2</sub> -CH <sub>2</sub> --	--H	--NH-CH <sub>2</sub> -CH <sub>2</sub> --		--H
13-06	53*	--CH <sub>2</sub> -CH <sub>2</sub> -CH <sub>2</sub> --	--H	--O-CH <sub>2</sub> -CH <sub>2</sub> --		--H

**Table 14**

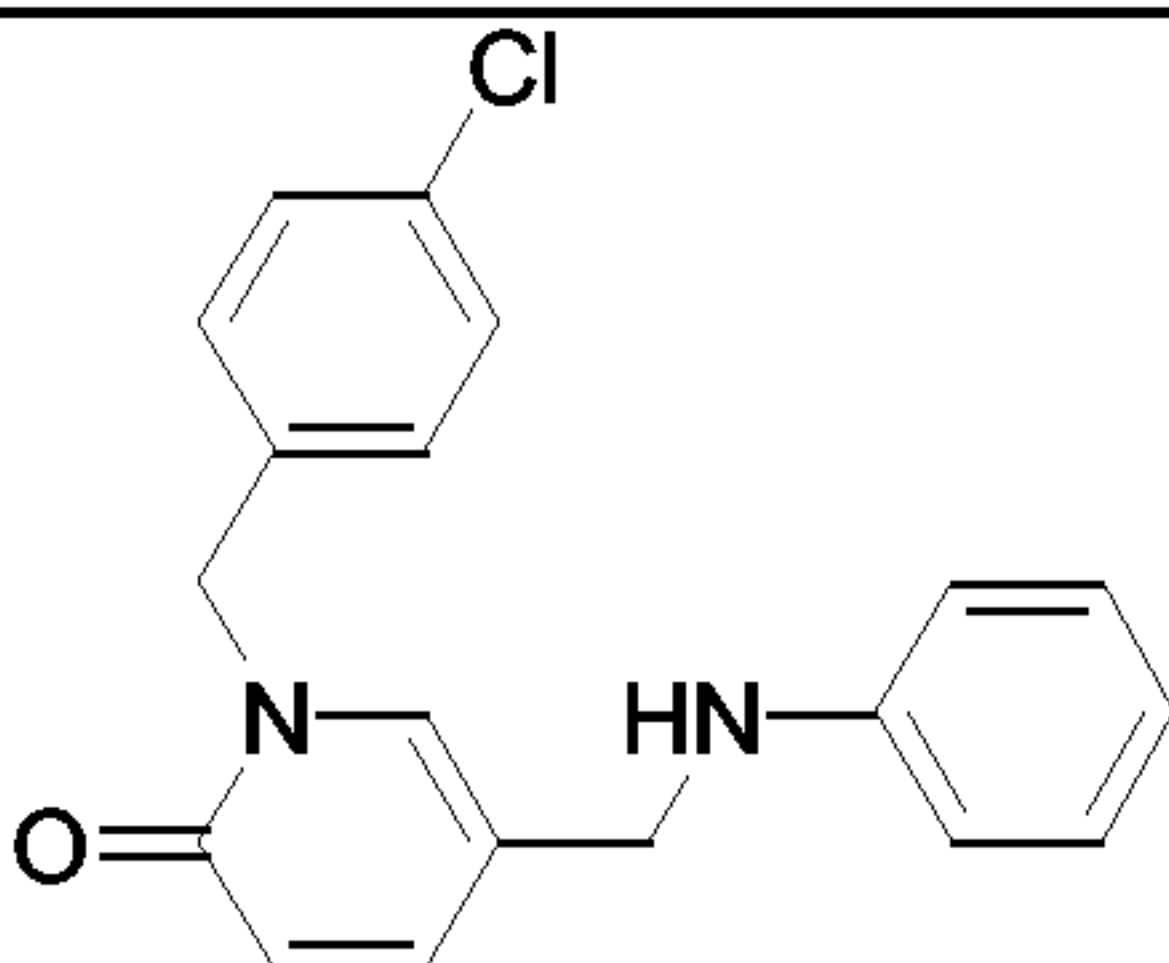
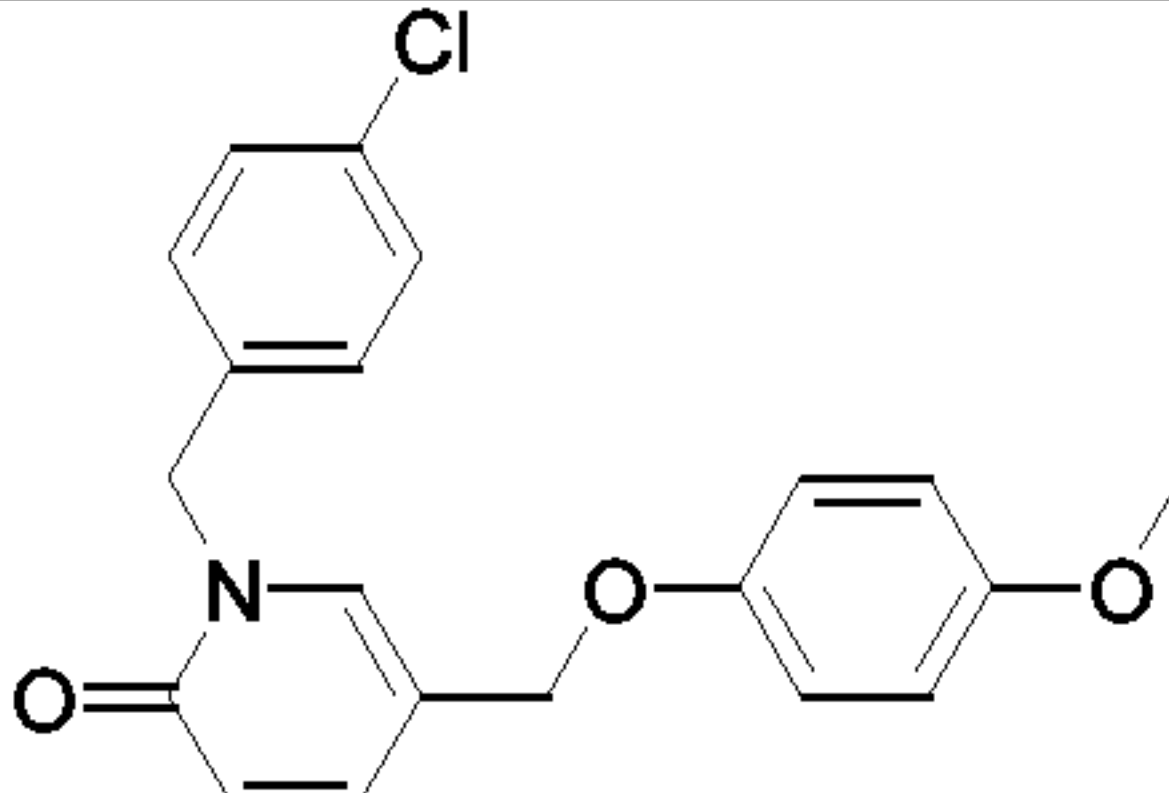
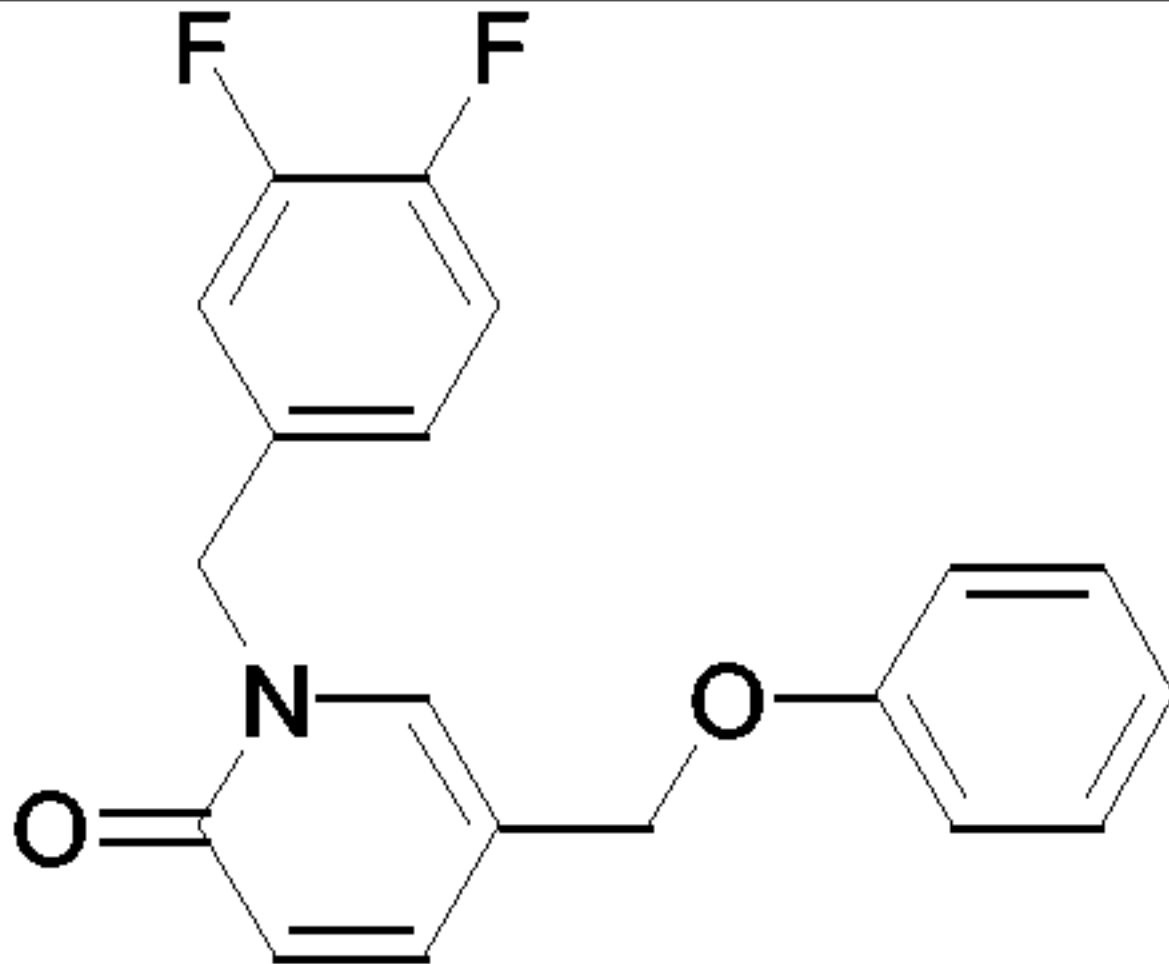
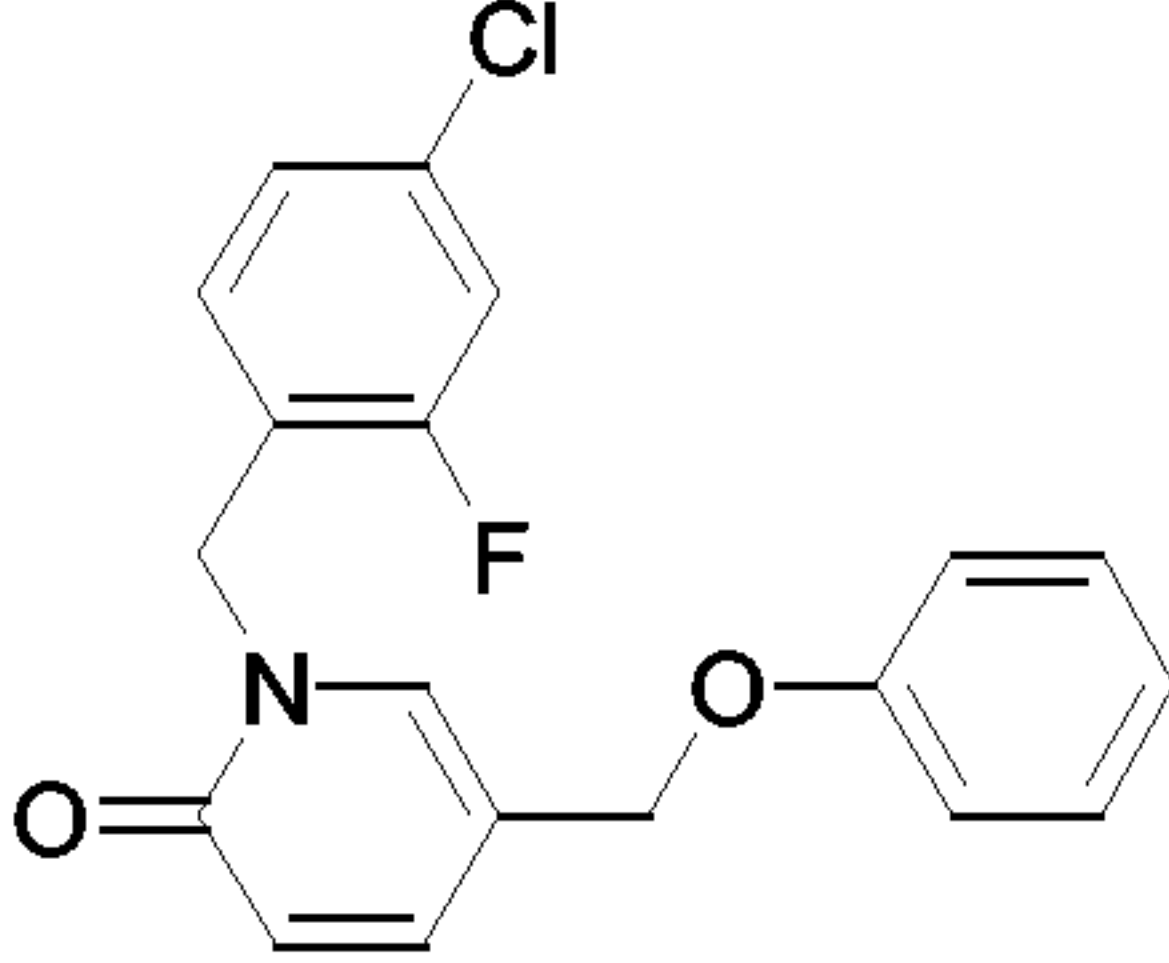
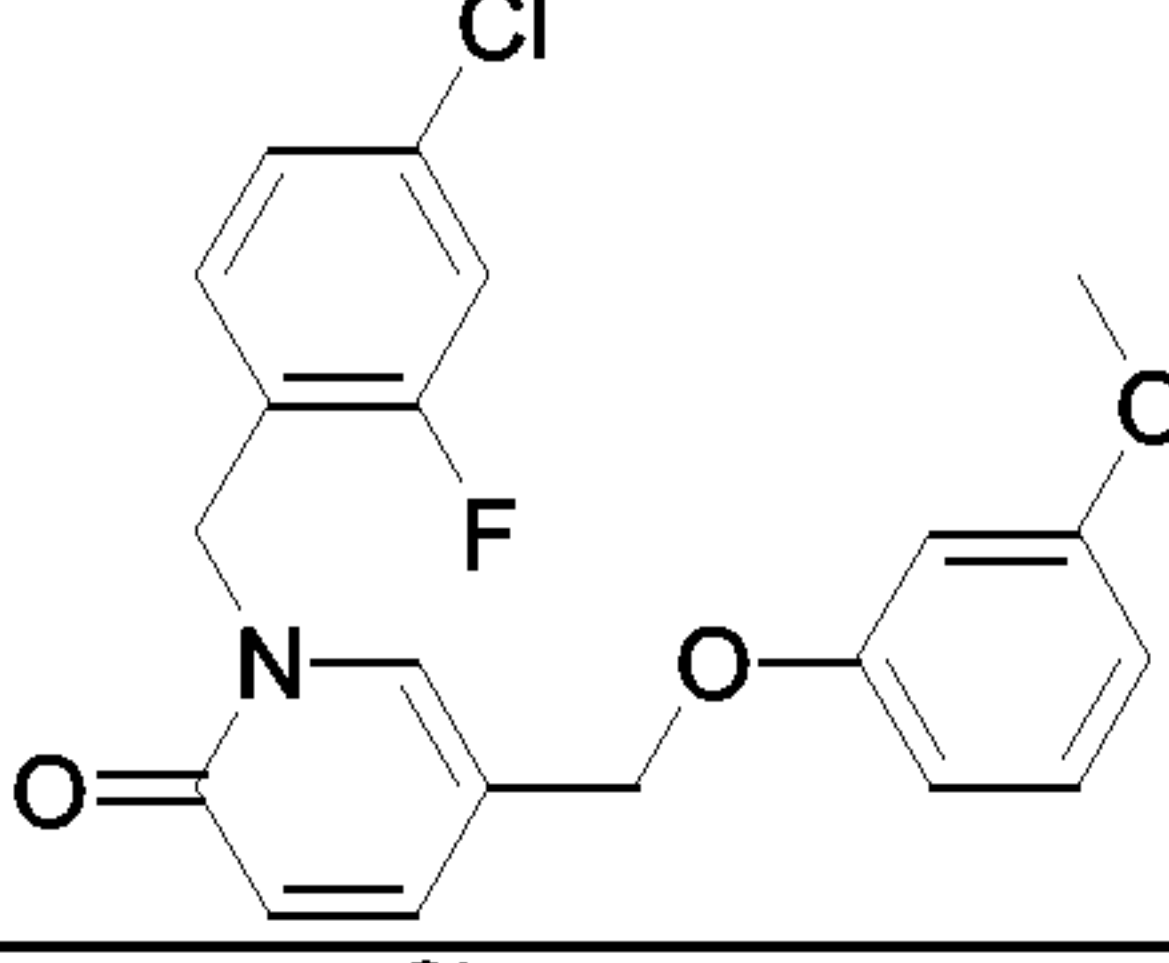
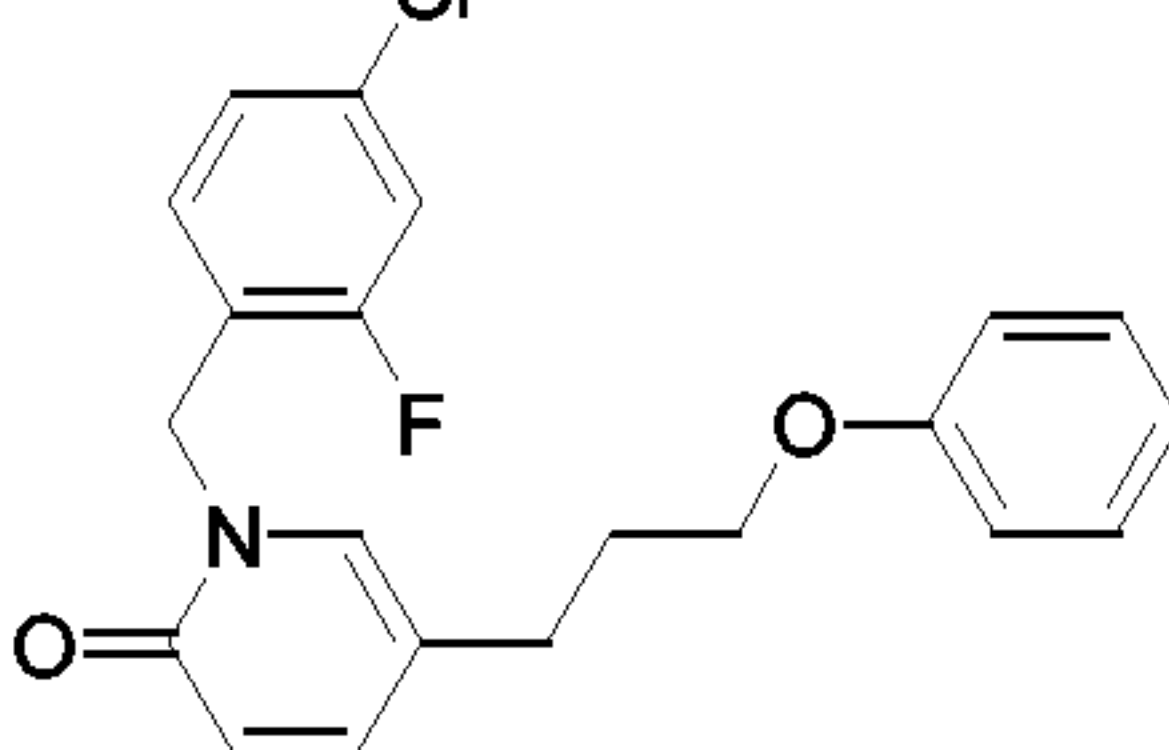
Co.nr.	Exp. nr.	V <sub>1</sub>	M <sub>1</sub>	V <sub>2</sub>	M <sub>2</sub>
14-01	39*	--CH <sub>2</sub> -CH <sub>2</sub> -CH <sub>2</sub> --	--H	--CH <sub>2</sub> -CH <sub>2</sub> --	

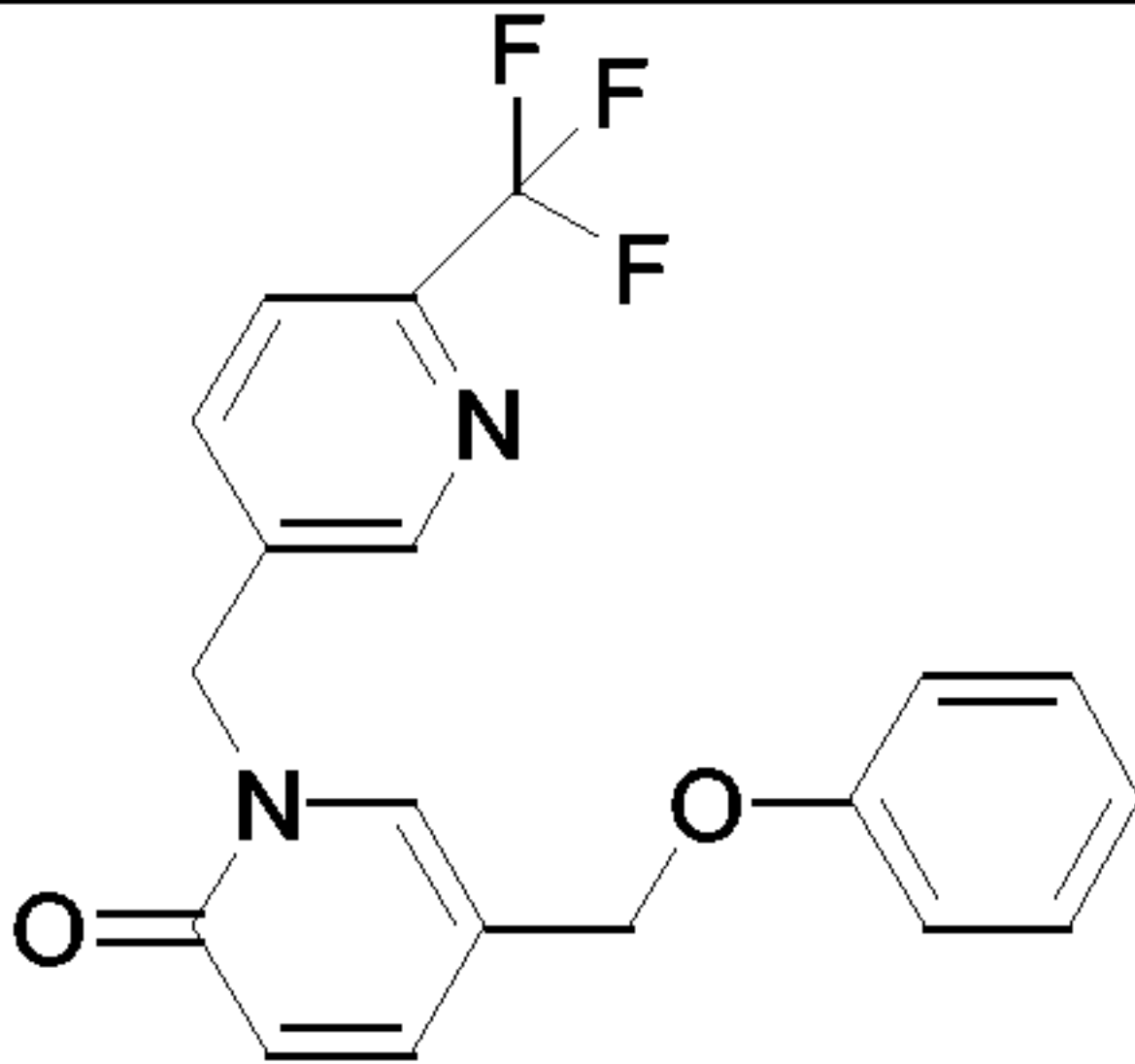
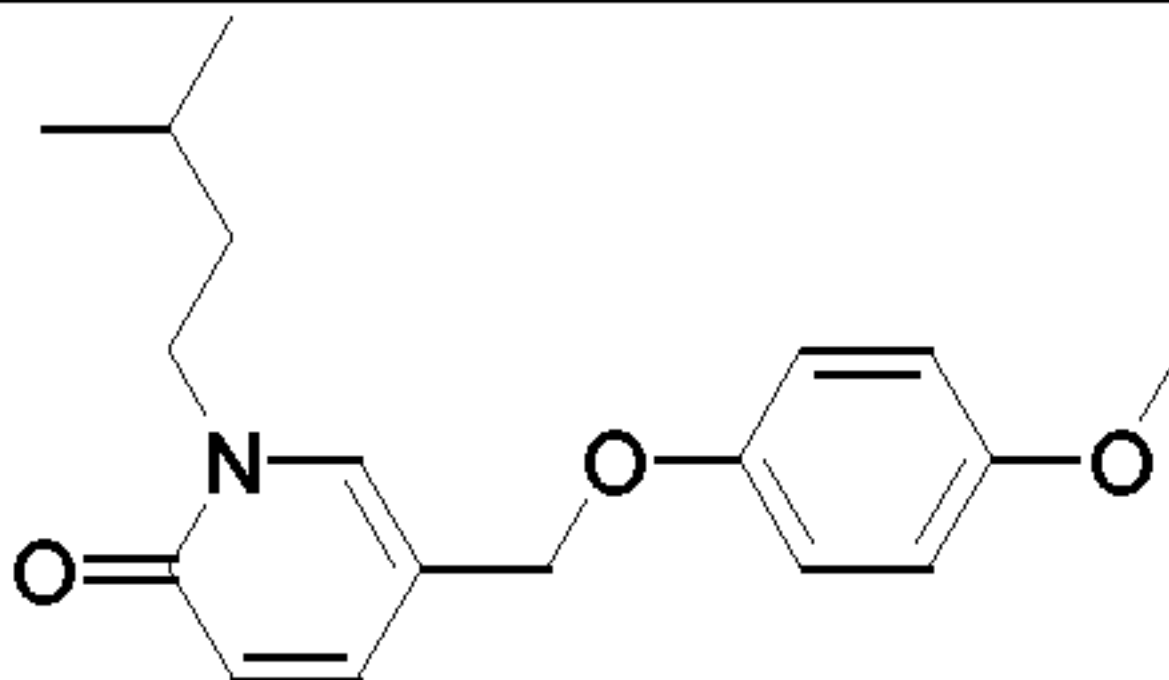
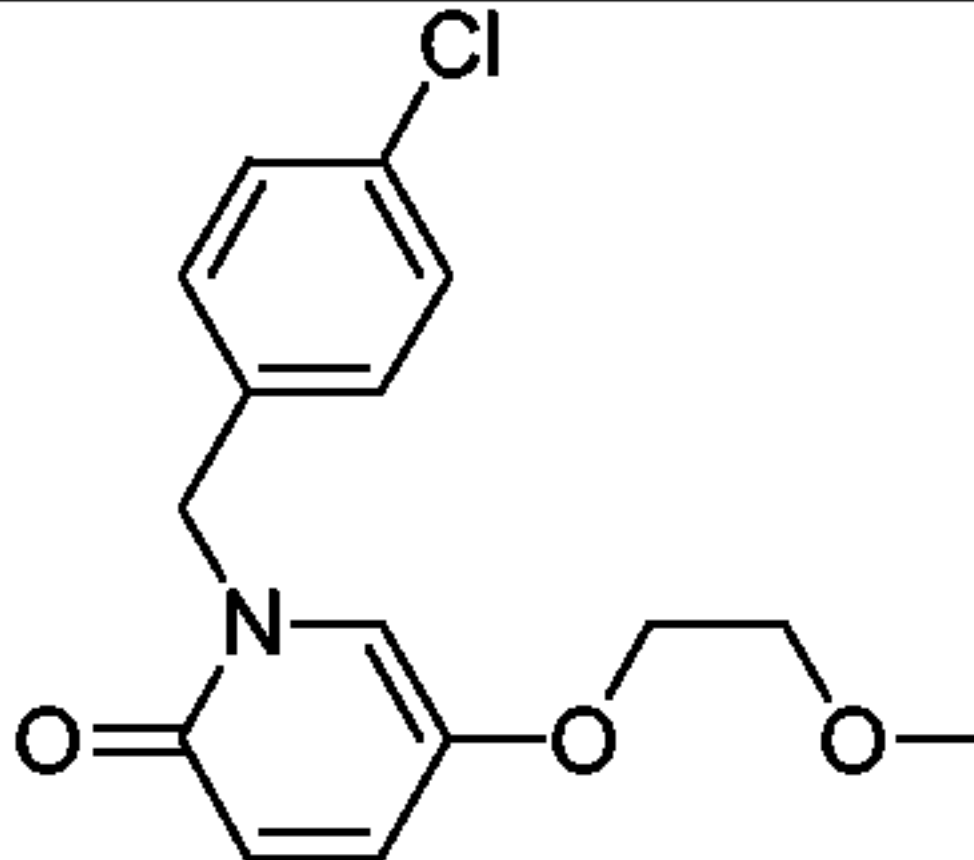
5 **Table 15**

Co.nr.	Exp. nr.	V <sub>1</sub>	M <sub>1</sub>	A <sub>3</sub>	R <sup>4</sup>
15-01	18	--CH <sub>2</sub> --		OCH <sub>3</sub>	--CH <sub>3</sub>
15-02	18		--H	--H	--CH <sub>3</sub>
15-03	18		--H	--Cl	--H
15-04	18*	--CH <sub>2</sub> --		--H	--H
15-05	18	--CH <sub>2</sub> --		--H	--CH <sub>3</sub>



**Table 16 : Compounds with T<sub>2</sub> equal to an (C<sub>1-6</sub>)alkyl-radical**

Co.nr.	Exp. nr.	Structure
16-01	10	
16-02	44*	
16-03	25*	
16-04	25	
16-05	25	
16-06	32	

Co.nr.	Exp. nr.	Structure
16-07	25	
16-08	25	
16-09	51	

### PHYSICO-CHEMICAL DATA

<sup>1</sup>H NMR spectra were recorded on Bruker 500MHz or 300MHz. Chemical shifts are expressed in parts of million (ppm,  $\delta$  units). Coupling constants are in units of hertz (Hz). Splitting patterns describe apparent multiplicities and are designated as s (singlet), d (doublet), t (triplet), q (quadruplet), m (multiplet).

LCMS were recorded on a Waters Micromass ZQ 2996 system by the following conditions. Column 3.0\*50mm stainless steel packed with 5 $\mu$ m XTerra RP C-18; flow rate 1ml/min; mobile phase: A phase = 0.1% formic acid in water, B phase = 0.07% formic acid in acetonitrile. 0-0.5min (A: 95%, B: 5%), 0.5-6.0min (A: 0%, B: 100%), 6.0-6.5min (A: 95%, B: 5%), 6.5-7min (A: 95%, B: 5%); UV detection Diode Array: 200-400nm; Injection volume: 3 $\mu$ l. For the ACE-C<sub>18</sub> column (3.0  $\mu$ m, 4.6 x 30 mm) from Advanced Chromatography Technologies, with a flow rate of 1.5 mL/min. The standard gradient conditions used are: 80 % A (0.5 g/l ammonium acetate solution), 10 % B (acetonitrile), 10 % C (methanol) to 50 % B and 50 % C in 6.5 min., to 100 % B at 7 min. and equilibrated to initial conditions at 7.5 min. until 9.0 min. A 5  $\mu$ L volume of

the sample was injected. In some cases sodium bicarbonate (1g/l) was used as buffer. All mass spectra were taken under electrospray ionisation (ESI) methods.

Most of the reaction were monitored by thin-layer chromatography on 0.25mm  
5 Macherey-Nagel silica gel plates (60F-2254), visualized with UV light. Flash column chromatography was performed on silica gel (220-440 mesh, Fluka).

Melting point determination was performed on a Buchi B-540 apparatus.

10 Table: 17 : Physico-chemical data

Co.Nr	Melting point (°C)	[MH <sup>+</sup> ]	RT (min)	Physical form
	273°C	381	4.32	n
	145-157°C	426, 428	4.08, 4.30	beige solid
1-01	-	-	-	white semi-solid
1-02	-	276	4.28	brown oil
1-03	110°C	276	4.29	white solid
1-04	80°C	290	3.99	orange solid
1-05	145°C	318	5.31	white solid
1-06	118°C	290	4.04	white solid
1-07	-	280	4.08	brown oil
1-09	98°C	298	4.46	brown solid
1-10	120°C	296	4.41	white solid
1-12	134°C	330, 332	4.24	white solid
1-13	202°C	-	-	beige solid
1-14	-	292	4.04	yellow oil
1-15	-	292	4.04	colorless oil
1-17	88°C	320	4.88	brown solid
1-18	110°C	334	4.31	beige solid
1-19	120°C	322	3.69	white solid
1-20	115°C	346	4.59	white solid
1-21	-	310	4.11	brown oil
1-22	-	354	4.76	brown oil
1-23	118°C	304	3.71	white solid
1-24	115°C	334	4.31	white solid
1-25	131°C	287	3.89	white solid
1-26	153°C	305	2.76	dark yellow solid
1-27	149°C	307	4.04	colorless solid
1-28	132°C	334	5.51	white solid
1-29	180-181°C	293	3.81	white solid
1-30	93°C	301	3.96	brown solid



<b>Co.Nr</b>	<b>Melting point (°C)</b>	<b>[MH<sup>+</sup>]</b>	<b>RT (min)</b>	<b>Physical form</b>
<b>1-31</b>	-	304	3.61	orange semi-solid
<b>1-32</b>	114°C	312	4.63	brown solid
<b>2-01</b>	72°C	302, 304	5.07	beige solid
<b>2-02</b>	-	296, 298	4.53	brown oil
<b>2-03</b>	126-128°C	310, 312	4.86	white solid
<b>2-04</b>	115°C	352	5.69	beige solid
<b>2-05</b>	73°C	352	5.64	beige solid
<b>2-06</b>	125°C	322	4.93	beige solid
<b>2-07</b>	-	314, 316	4.61	brown oil
<b>2-08</b>	-	314	4.49	light yellow oil
<b>2-09</b>	-	332	4.64	colorless oil
<b>2-10</b>	109-112°C	328, 330	4.93	white solid
<b>2-11</b>	89°C	344, 346	4.56	white solid
<b>2-12</b>	-	312, 314	3.78	beige solid
<b>2-13</b>	202°C	312, 314	3.68	beige solid
<b>2-14</b>	155°C	326	3.47	yellow solid
<b>2-15</b>	157°C	354, 356	3.85	white solid
<b>2-16</b>	165°C	354, 356	3.78	white solid
<b>2-17</b>	-	326	4.58	brown oil
<b>2-18</b>	-	340, 342	4.69	brown oil
<b>2-19</b>	-	340	4.86	oil
<b>2-20</b>	120-121°C	340, 342	4.88	white solid
<b>2-21</b>	118°C	354	4.99	white solid
<b>2-22</b>	-	368	5.33	yellow oil
<b>2-23</b>	-	340, 342	4.49	colorless oil
<b>2-24</b>	109°C	340, 342	4.46	white solid
<b>2-25</b>	109°C	354, 356	4.62	white solid
<b>2-26</b>	91°C	382, 384	5.38	white solid
<b>2-27</b>	101°C	416, 418	5.18	white solid
<b>2-28</b>	79°C	384, 386	4.26	white solid
<b>2-29</b>	-	398	4.48	colorless oil
<b>2-30</b>	162°C	338	4.21	yellow solid
<b>2-31</b>	180°C	354, 356	3.57	white solid
<b>2-32</b>	185°C	368, 370	3.89	white solid
<b>2-33</b>	175°C	354, 356	4.36	white solid
<b>2-34</b>	-	368, 370	4.24	brown oil
<b>2-35</b>	-	382	4.61	oil
<b>2-36</b>	105°C	382	4.59	yellow solid
<b>2-37</b>	175°C	341, 343	3.62	white solid
<b>2-38</b>	70°C	397, 399	2.95	white solid
<b>2-39</b>	68°C	439, 441	2.89	white solid
<b>2-40</b>	106°C	369	4.25	-
<b>2-41</b>	126°C	381	4.18	white solid
<b>2-42</b>	152°C	411, 413	3.55	white solid
<b>2-43</b>	176°C	367, 369	3.52	white solid
<b>2-44</b>	183°C	367, 369	3.32	white solid

<b>Co.Nr</b>	<b>Melting point (°C)</b>	<b>[MH<sup>+</sup>]</b>	<b>RT (min)</b>	<b>Physical form</b>
<b>2-45</b>	161°C	381, 383	3.66	white solid
<b>2-46</b>	197°C	381, 383	3.52	white solid
<b>2-47</b>	104°C	395, 397	3.86	white solid
<b>2-48</b>	155°C	339, 341	4.28	grey solid
<b>2-49</b>	-	353	5.02	-
<b>2-50</b>	-	382	3.23	-
<b>2-51</b>	231°C	376, 378	3.56	white solid
<b>2-52</b>	132°C	342, 344	4.84	yellow solid
<b>2-53</b>	109°C	356	5.13	white solid
<b>2-54</b>	199-200°C	374	3.76	white solid
<b>2-55</b>	169°C	389	3.83	white solid
<b>2-56</b>	151°C	419, 421	3.73	white solid
<b>2-57</b>	-	385, 387	4.96	brown semi-solid
<b>2-58</b>	140-144°C	376, 378	4.26	beige solid
<b>2-59</b>	112-114°C	286, 288	4.16	white solid
<b>2-60</b>	101°C	316	4.7	white solid
<b>2-61</b>	135°C	311, 313	4.01	beige solid
<b>2-62</b>	191°C	327	4.19	white solid
<b>2-63</b>	169°C	331, 333	4.07	yellow solid
<b>2-64</b>	164°C	340, 342	2.53	beige solid
<b>2-65</b>	154°C	382, 384	3.21	white solid
<b>2-66</b>	191°C	328, 330	3.56	beige solid
<b>2-67</b>	-	335, 337	4.04	brown oil
<b>2-68</b>	144-147°C	349, 351	4.69	beige solid
<b>2-69</b>	119°C	338	4.51	orange solid
<b>2-70</b>	165°C	347, 349	4.06	white solid
<b>2-71</b>	261°C	347, 349	3.43	yellow solid
<b>2-72</b>	120°C	348, 350	3.78	yellow solid
<b>3-01</b>	93°C	328	4.54	white solid
<b>3-02</b>	-	340, 342	4.49	yellow oil
<b>3-03</b>	164°C	352, 354	4.83	yellow pale crystals
<b>3-04</b>	167°C	352, 354	4.83	yellow pales crystals
<b>3-05</b>	-	276	4.7	light yellow oil
<b>3-07</b>	106°C	339, 341	4.43	white solid
<b>3-08</b>	-	353, 355	2.59	pale oil
<b>3-09</b>	175-177°C	344	3.83	pale beige solid
<b>3-10</b>	120°C	356, 358	3.76	yellow solid
<b>3-12</b>	104°C	354, 356	4.41	white solid
<b>3-13</b>	-	330	4.56	-
<b>3-14</b>	199°C	342	4.46	-
<b>3-15</b>	217°C	332	5.51	-
<b>3-16</b>	83°C	344	4.49	-
<b>3-17</b>	-	355	4.39	-
<b>3-18</b>	-	340	4.81	-
<b>3-19</b>	104°C	278	4.17	black solid
<b>3-21</b>	-	343, 345	4.36	yellow oil

<b>Co.Nr</b>	<b>Melting point (°C)</b>	<b>[MH<sup>+</sup>]</b>	<b>RT (min)</b>	<b>Physical form</b>
<b>4-01</b>	-	256	3.84	yellow oil
<b>4-02</b>	-	284	4.45	colorless oil
<b>4-03</b>	-	298	4.72	colorless oil
<b>4-04</b>	-	312	5.06	colorless oil
<b>4-05</b>	122°C	306	4.38	white solid
<b>4-06</b>	123-124°C	306	4.48	clear yellow solid
<b>4-07</b>	131-132°C	360	4.59	white solid
<b>4-08</b>	-	310	3.69	yellow oil
<b>4-09</b>	89°C	310	3.69	white solid
<b>4-10</b>	103°C	310	3.71	white solid
<b>4-11</b>	-	328	4.33	colorless oil
<b>4-12</b>	109°C	328	4.28	white solid
<b>4-13</b>	71°C	328	4.26	white solid
<b>4-14</b>	-	344	4.53	brown oil
<b>4-15</b>	-	344, 346	4.51	white solid
<b>4-16</b>	88°C	344, 346	4.58	white solid
<b>4-17</b>	112°C	346	4.24	white solid
<b>4-18</b>	125°C	326	4.44	white solid
<b>4-20</b>	142°C	326	3.91	white solid
<b>4-21</b>	-	360, 362	4.16	pale yellow solid
<b>4-22</b>	-	322	4.14	yellow oil
<b>4-23</b>	103°C	322	3.64	clear yellow solid
<b>4-24</b>	-	-	-	yellow oil
<b>4-25</b>	72°C	336	3.92	white solid
<b>4-26</b>	-	350	4.22	yellow oil
<b>4-27</b>	147-150°C	350	4.11	white solid
<b>4-28</b>	-	350	3.85	clear yellow oil
<b>4-29</b>	165°C	317	3.51	white solid
<b>4-30</b>	119-120°C	317	3.98	white solid
<b>4-31</b>	130°C	376	4.64	white solid
<b>4-32</b>	-	337	3.69	yellow oil
<b>4-33</b>	95°C	337	3.69	white solid
<b>4-34</b>	131-134°C	378	4.68	brown solid
<b>4-35</b>	82-84°C	378	4.64	white solid
<b>4-36</b>	98-100°C	324	4.51	white solid
<b>4-37</b>	-	394, 396	4.83	yellow oil
<b>4-38</b>	145-148°C	342	4.68	white solid
<b>4-39</b>	120°C	350	4.25	white solid
<b>4-40</b>	100-102°C	297	3.66	white solid
<b>4-41</b>	104°C	360	4.12	yellow solid
<b>4-42</b>	123°C	378	4.39	yellow solid
<b>4-43</b>	-	293	2.24	yellow oil
<b>4-44</b>	135°C	327, 329	3.83	white solid
<b>4-45</b>	130°C	321	3.55	-
<b>4-46</b>	126°C	323	3.73	yellow solid
<b>4-47</b>	168°C	361	4.06	white solid



<b>Co.Nr</b>	<b>Melting point (°C)</b>	<b>[MH<sup>+</sup>]</b>	<b>RT (min)</b>	<b>Physical form</b>
<b>4-48</b>	273°C	317	3.18	-
<b>4-49</b>	-	399	4.31	-
<b>4-50</b>	-	308	3.43	brown oil
<b>4-51</b>	115°C	351	4.06	white solid
<b>4-52</b>	127-130°C	313	3.54	beige solid
<b>4-53</b>	121°C	349	3.68	beige solid
<b>4-54</b>	126°C	367	4.1	brown solid
<b>5-01</b>	69°C	372	4.68	pale beige solid
<b>5-02</b>	-	358, 360	4.61	yellow oil
<b>5-03</b>	-	400	5.35	colorless oil
<b>5-04</b>	125°C	324	4.28	white solid
<b>5-05</b>	92°C	306	3.73	clear yellow solid
<b>5-06</b>	75°C	312	3.97	white solid
<b>5-07</b>	-	320	4.51	colorless oil
<b>5-08</b>	-	258	4.03	colorless oil
<b>5-09</b>	79°C	334	4.79	yellow solid
<b>5-10</b>	70°C	258	3.98	white solid
<b>5-11</b>	-	272	4.38	yellow oil
<b>5-12</b>	85°C	272	4.33	white solid
<b>5-13</b>	75°C	272	4.32	white solid
<b>5-15</b>	85°C	286	4.63	white solid
<b>5-16</b>	-	268	3.73	colourless oil
<b>5-17</b>	-	342	4.56	colorless oil
<b>5-18</b>	-	322	4.31	yellow oil
<b>5-19</b>	126°C	320	3.89	white solid
<b>5-20</b>	-	363	3.79	yellow oil
<b>5-21</b>	65°C	377	3.99	white solid
<b>5-22</b>	-	381	3.93	clear yellow oil
<b>5-23</b>	-	431	4.18	brown oil
<b>5-24</b>	-	397, 399	4.06	yellow oil
<b>5-25</b>	-	393	3.81	yellow oil
<b>5-26</b>	160°C	408	3.78	yellow solid
<b>6-04</b>	112-113°C	294	4.59	clear brown solid
<b>6-10</b>	-	328	4.34	grey solid
<b>6-11</b>	85°C	342	4.21	pale gray crystals
<b>6-12</b>	142°C	340	3.99	pale pink crystals
<b>6-13</b>	139°C	323	4.09	white solid
<b>6-14</b>	-	391	3.58	pale brown glass oil
<b>6-15</b>	96°C	304	4.24	pale grey solid
<b>6-16</b>	120°C	329	3.94	white solid
<b>6-17</b>	99°C	340	4.24	pale grey crystals
<b>6-18</b>	181°C	342	4.23	white solid
<b>6-19</b>	164°C	371, 373	4.89	pale beige solid
<b>6-20</b>	102°C	316, 318	4.12	white solid
<b>6-21</b>	224°C	330	3.67	white solid
<b>6-22</b>	70°C	329, 331	3.45	beige solid

<b>Co.Nr</b>	<b>Melting point (°C)</b>	<b>[MH<sup>+</sup>]</b>	<b>RT (min)</b>	<b>Physical form</b>
<b>6-23</b>	266°C	329, 331	3.18	beige solid
<b>6-24</b>	139°C	343, 345	2.52	beige solid
<b>6-25</b>	140°C	339, 341	4.26	white solid
<b>6-26</b>	176°C	344, 346	3.53	white solid
<b>6-27</b>	127°C	382	5.03	white solid
<b>6-28</b>	104°C	358, 360	4.85	white solid
<b>6-29</b>	-	372, 374	5.08	yellow oil
<b>6-30</b>	-	362, 364	4.69	brown oil
<b>6-31</b>	141°C	374, 376	4.13	white solid
<b>6-32</b>	107°C	372, 374	5.38	white solid
<b>6-33</b>	88°C	386	5.45	white solid
<b>6-34</b>	129°C	354.1, 356.1	4.62	white solid
<b>6-35</b>	-	388, 390	3.92	pale oil
<b>6-36</b>	90°C	388	4.3	yellow solid
<b>6-37</b>	114°C	410, 412	4.78	white solid
<b>6-38</b>	-	386, 388	4.53	beige oil
<b>6-39</b>	124°C	388, 390	4.28	white solid
<b>6-40</b>	127°C	386, 388	4.02	white solid
<b>6-41</b>	119°C	402	4.3	white solid
<b>6-42</b>	226°C	373, 375	2.63	white solid
<b>6-43</b>	253°C	387, 389	2.8	white solid
<b>6-44</b>	85°C	401	2.67	white solid
<b>6-45</b>	104°C	415	2.83	white solid
<b>6-46</b>	160°C	369, 371	4.2	pale beige solid
<b>6-47</b>	80°C	444	2.67	yellow solid
<b>6-48</b>	153°C	457	2.9	beige solid
<b>6-49</b>	-	421	4.34	yellow solid
<b>6-50</b>	-	421	3.73	yellow oil
<b>6-51</b>	136°C	345, 347	4.13	beige solid
<b>6-52</b>	162°C	401, 403	3.58	white solid
<b>6-53</b>	153°C	415	3.51	white solid
<b>6-54</b>	-	429, 431	3.63	pale oil
<b>6-55</b>	121°C	457, 459	4.24	white solid
<b>6-56</b>	131°C	471, 473	4.34	white solid
<b>6-57</b>	194°C	371, 373	3.72	beige solid
<b>6-58</b>	230°C	371, 373	3.53	beige solid
<b>6-59</b>	126°C	443, 445	4.62	brown solid
<b>6-60</b>	143°C	385	3.47	beige solid
<b>6-61</b>	150°C	385, 387	3.42	beige solid
<b>6-62</b>	180°C	441, 443	3.9	beige solid
<b>6-63</b>	135°C	425, 427	4.57	white solid
<b>6-64</b>	-	424, 426	2.87	brown oil
<b>6-65</b>	197°C	412, 414	3.57	white solid
<b>6-66</b>	90°C	441, 443	4.55	white solid
<b>6-67</b>	240°C	382, 384	3.6	white solid
<b>6-68</b>	241°C	382	3.6	white solid

<b>Co.Nr</b>	<b>Melting point (°C)</b>	<b>[MH<sup>+</sup>]</b>	<b>RT (min)</b>	<b>Physical form</b>
<b>6-69</b>	110°C	370, 372	5.03	beige solid
<b>6-70</b>	139°C	451	3.75	beige solid
<b>6-71</b>	157°C	465, 467	3.88	white solid
<b>6-72</b>	110°C	421, 423	3.77	beige solid
<b>6-73</b>	165°C	421	3.7	beige solid
<b>6-74</b>	141°C	463, 465	4.07	white solid
<b>6-75</b>	177°C	447, 449	4.33	pink solid
<b>6-76</b>	97°C	334	3.72	white solid
<b>6-77</b>	134°C	317	3.83	white solid
<b>6-80</b>	160°C	362	3.6	beige solid
<b>6-81</b>	149°C	319	4.08	grey solid
<b>7-01</b>	105°C	334	4.74	brown solid
<b>7-02</b>	179°C	305	3.68	solid
<b>7-03</b>	93°C	324	4.41	white solid
<b>7-04</b>	-	356	4.44	colorless oil
<b>7-06</b>	-	372, 374	4.68	yellow oil
<b>7-07</b>	-	358	4.72	green oil
<b>7-08</b>	-	356, 358	5.09	yellow oil
<b>7-09</b>	53°C	280	2.53	colourless solid
<b>7-10</b>	-	370, 372	5.36	orange oil
<b>7-11</b>	-	400, 402	5.24	yellow oil
<b>7-15</b>	-	290	4.46	oily solid
<b>7-16</b>	123°C	286	4.11	white solid
<b>8-01</b>	78°C	267	4.06	white solid
<b>8-02</b>	159°C	335	3.49	white solid
<b>9-01</b>	121°C	344, 346	4.61	beige solid
<b>9-02</b>	-	360	4.79	green oil
<b>9-03</b>	-	330	4.86	colorless oil
<b>9-04</b>	155-157°C	369	3.95	beige solid
<b>9-05</b>	212-213°C	387	4.02	white solid
<b>9-06</b>	261°C	362	4.7	beige solid
<b>9-07</b>	109-110°C	306	4.49	white solid
<b>9-08</b>	128°C	356, 358	3.98	beige solid
<b>9-09</b>	125°C	354, 356	4.43	beige solid
<b>9-10</b>	-	374, 376	4.53	brown oil
<b>9-11</b>	148-150°C	337	4.44	orange solid
<b>9-12</b>	79°C	306	4.49	white solid
<b>9-13</b>	-	328, 330	4.79	white solid
<b>9-14</b>	125°C	358, 360	4.71	white solid
<b>9-15</b>	151°C	370	3.83	pale yellow solid
<b>9-16</b>	-	388, 390	3.83	green oil
<b>9-17</b>	-	384, 386	4.49	white oil
<b>9-18</b>	-	374, 376	4.62	yellow oil
<b>10-10</b>	148°C	299	4.59	white solid
<b>10-12</b>	155°C	291	4.19	yellow solid
<b>10-13</b>	118°C	-	-	white solid



<b>Co.Nr</b>	<b>Melting point (°C)</b>	<b>[MH<sup>+</sup>]</b>	<b>RT (min)</b>	<b>Physical form</b>
<b>10-15</b>	175°C	295	3.97	beige solid
<b>10-16</b>	180°C	327, 329	4.54	pink solid
<b>10-18</b>	185°C	362	3.96	white solid
<b>10-19</b>	135°C	245	3.85	yellow solid
<b>10-20</b>	86°C	305	4.29	yellow solid
<b>10-21</b>	118°C	321	4.4	yellow solid
<b>10-23</b>	103°C	259	4.18	yellow solid
<b>10-24</b>	108°C	259	3.92	beige solid
<b>10-25</b>	103°C	273	4.22	white solid
<b>10-26</b>	149°C	267	4.45	white solid
<b>10-27</b>	112°C	257	4.13	yellow solid
<b>10-28</b>	123°C	273	4.29	yellow solid
<b>10-29</b>	138-140°C	267	4.3	white powder
<b>10-30</b>	120-121°C	311	4.23	beige powder
<b>11-01</b>	107°C	331, 333	4.36	beige solid
<b>11-02</b>	119°C	280	4.14	beige solid
<b>11-03</b>	114°C	310	4.18	white solid
<b>12-01</b>	200°C	293, 294	3.7	brown solid
<b>12-02</b>	188°C	327, 329	4.02	yellow solid
<b>12-04</b>	130°C	273	3.93	white powder
<b>12-05</b>	116°C	297, 299	4.46	orange solid
<b>12-06</b>	133°C	327, 329	4.41	brown oil
<b>12-07</b>	104°C	273	4.4	white solid
<b>13-01</b>	107°C	254	3.76	white solid
<b>13-04</b>	109-110°C	387.1	4.02	white powder
<b>13-05</b>	170-171°C	323	3.78	grey powder
<b>13-06</b>	-	338	4.84	-
<b>14-01</b>	-	322	4.89	orange oil
<b>15-01</b>	172°C	314	4.48	white solid
<b>15-02</b>	67°C	230	4.68	white solid
<b>15-03</b>	67°C	245	3.83	white solid
<b>15-04</b>	139°C	270, 272	4.43	white
<b>15-05</b>	-	284	4.61	white solid/glass oil
<b>16-01</b>	142°C	325, 327	4.09	white solid
<b>16-02</b>	114°C	356, 358	4.36	white solid
<b>16-03</b>	89°C	328	4.29	white solid
<b>16-04</b>	86°C	344, 346	4.54	brown solid
<b>16-05</b>	-	374, 376	4.49	white semi-solid
<b>16-06</b>	-	372, 374	4.97	colorless oil
<b>16-07</b>	119-121°C	361	4.07	orange solid
<b>16-08</b>	-	302	4.24	yellow oil
<b>16-19</b>	-	294	3.08	-

Table 18 : NMR-data

Co.Nr	NMR-data
1-02	<sup>1</sup> H NMR (500MHz, CDCl <sub>3</sub> ) δ 2.39 (s, 3H), 5.23 (s, 2H), 6.75 (d, J=9.4Hz, 1H), 7.15 (m, 3H), 7.32 (m, 6H), 7.48 (d, J=2.6Hz, 1H), 7.64 (dd, J=2.6Hz, J=9.4Hz, 1H).
1-03	<sup>1</sup> H NMR (500MHz, CDCl <sub>3</sub> ) δ 2.37 (s, 3H), 5.22 (s, 2H), 6.71 (d, J=9.4Hz, 1H), 7.20 (d, J=8.2Hz, 2H), 7.28-7.42 (m, 5H), 7.45 (d, J=2.7Hz, 1H), 7.61 (dd, J=9.4Hz, J=2.7Hz, 1H).
1-06	<sup>1</sup> H NMR (500MHz, CDCl <sub>3</sub> ) δ 2.28 (s, 3H), 2.29 (s, 3H), 5.23 (s, 2H), 6.73 (dd, J=2.4Hz and 9.4Hz, 1H), 7.09 (dd, J=2.0Hz and 7.8Hz, 1H), 7.12-7.17 (2H), 7.29-7.38 (5H), 7.45 (d, J=2.6Hz, 1H), 7.62 (dd, J=2.6Hz and 9.4Hz, 1H).
1-07	<sup>1</sup> H NMR (500MHz, CDCl <sub>3</sub> ) δ 5.23 (s, 2H), 6.74 (d, J=9.4Hz, 1H), 7.15 (m, 2H), 7.32 (m, 7H), 7.58 (m, 2H).
1-09	<sup>1</sup> H NMR (500MHz, CDCl <sub>3</sub> ) δ 5.23 (s, 2H), 6.71-6.78 (2H), 6.84-6.90 (2H), 7.32-7.41 (5H), 7.49 (d, J=2.7Hz, 1H), 7.56 (dd, J=2.7Hz and 9.5Hz, 1H).
1-10	<sup>1</sup> H NMR (500MHz, CDCl <sub>3</sub> ) δ 5.24 (s, 2H), 6.77 (d, J=9.4Hz, 1H), 7.20-7.40 (m, 9H), 7.50 (d, J=2.7Hz, 1H), 7.60 (dd, J=9.4Hz, J=2.7Hz, 1H).
1-14	<sup>1</sup> H NMR (500MHz, CDCl <sub>3</sub> ) δ 3.78 (s, 3H), 5.20 (s, 2H), 6.74 (d, J=9.4Hz, 1H), 6.94 (d, J=8.3, 1H), 6.99 (t, J=7.5Hz, 1H), 7.19 (dd, J=1.6Hz, J=7.5Hz, 1H), 7.32 (m, 2H), 7.37 (d, J=4.3Hz, 4H), 7.54 (d, J=2.5Hz, 1H), 7.61 (dd, J=2.5Hz, J=9.4Hz, 1H)
1-15	<sup>1</sup> H NMR (500MHz, CDCl <sub>3</sub> ) δ 3.84 (s, 3H), 5.24 (s, 2H), 6.78 (d, J=9.4Hz, 1H), 6.84-6.90 (2H), 6.94 (d, J=7.7Hz, 1H), 7.29-7.39 (6H), 7.51 (d, J=2.6Hz, 1H), 7.64 (dd, J=2.6Hz and 9.4Hz, 1H).
1-19	<sup>1</sup> H NMR (500MHz, CDCl <sub>3</sub> ) δ 3.90 (s, 3H), 3.91 (s, 3H), 5.24 (s, 2H), 6.75 (d, J=9.4Hz, 1H), 6.84 (s, 1H), 6.89 (d, J=0.9Hz, 2H), 7.29-7.39 (5H), 7.42 (d, J=2.6Hz, 1H), 7.61 (dd, J=2.6Hz and 9.4Hz, 1H).
1-21	<sup>1</sup> H NMR (500MHz, CDCl <sub>3</sub> ) δ 3.80 (s, 3H), 5.22 (s, 2H), 6.73 (d, J=9.5Hz, 1H), 6.78 (m, 2H), 7.03 (m, 1H), 7.32-7.38 (m, 5H), 7.56 (s, 1H).
1-22	<sup>1</sup> H NMR (500MHz, CDCl <sub>3</sub> ) δ 1.31 (d, J=5.0Hz, 6H), 4.48 (p, J=6.1Hz, 1H), 5.14 (s, 2H), 6.64 (d, J=9.4Hz, 1H), 6.88 (d, J=8.5Hz, 1H), 7.08 (dd, J=2.3Hz, J=8.5Hz, 1H), 7.19 (s, 1H), 7.27 (m, 5H), 7.34 (d, J=2.6Hz, 1H), 7.48 (dd, J=2.6Hz, J=9.4Hz, 1H).
1-23	<sup>1</sup> H NMR (500MHz, CDCl <sub>3</sub> ) δ 2.62 (s, 3H), 5.24 (s, 2H), 6.75 (d, J=9.5Hz, 1H), 7.29-7.41 (m, 5H), 7.45 (d, J=8.6Hz, 2H), 7.58 (d, J=2.7Hz, 1H), 7.66 (dd, J=9.5Hz, J=2.7Hz, 1H), 7.98 (d, J=8.6Hz, 2H).
1-24	<sup>1</sup> H NMR (500MHz, CDCl <sub>3</sub> ) δ 1.41 (t, J=7.1Hz, 3H), 4.39 (q, J=7.1Hz, 2H), 5.24 (s, 2H), 6.75 (d, J=9.4Hz, 1H), 7.30-7.40 (5H), 7.42 (d, J=8.3Hz, 2H), 7.56 (d, J=2.6Hz, 1H), 7.66 (dd, J=2.6Hz and 9.4Hz, 1H), 8.06 (d, J=8.3Hz, 2H).
1-25	<sup>1</sup> H NMR (500MHz, CDCl <sub>3</sub> ) δ 5.25 (s, 2H), 6.78 (d, J=9.5Hz, 1H), 7.31-7.41 (m, 5H), 7.46 (d, J=8.5Hz, 2H), 7.56 (d, J=2.6Hz, 1H), 7.63 (dd, J=9.5Hz, J=2.6Hz, 1H), 7.68 (d, J=8.4Hz, 2H).
1-27	<sup>1</sup> H NMR (500MHz, CDCl <sub>3</sub> ) δ 5.26 (s, 2H), 6.81 (d, J=9.4Hz, 1H), 7.31-7.40 (5H), 7.56-7.60 (2H), 7.64-7.70 (2H), 8.15-8.18 (m, 1H), 8.22-8.25 (m, 1H).
1-28	<sup>1</sup> H NMR (500MHz, CDCl <sub>3</sub> ) δ 0.28 (s, 9H), 5.23 (s, 2H), 6.73 (d, J=9.4Hz, 1H), 7.29-7.39 (7H), 7.48 (d, J=2.6Hz, 1H), 7.53-7.57 (2H), 7.63 (dd, J=2.6Hz and 9.4Hz, 1H).



Co.Nr	NMR-data
<b>1-29</b>	<sup>1</sup> H NMR (500MHz, CDCl <sub>3</sub> ) δ 3.93 (s, 3H), 5.22 (s, 2H), 6.73 (d, J=9.4Hz, 1H), 6.77 (dd, J=8.6Hz, J=0.7Hz, 1H), 7.30-7.40 (m, 5H), 7.54 (m, 2H), 8.15 (dd, J=2.6Hz, J=0.7Hz, 1H).
<b>1-30</b>	<sup>1</sup> H NMR (500MHz, CDCl <sub>3</sub> ) δ 5.25 (s, 2H), 6.57 (m, 1H), 6.75 (d, J=9.4Hz, 1H), 7.19 (dd, J=8.4Hz, J=1.8Hz, 1H), 7.24-7.39 (m, 6H), 7.42 (d, J=8.4Hz, 1H), 7.50 (d, J=2.6Hz, 1H), 7.62 (s, 1H), 7.70 (dd, J=9.4Hz, J=2.6Hz, 1H), 8.24 (s, 1H).
<b>1-31</b>	<sup>1</sup> H NMR (500MHz, CDCl <sub>3</sub> ) δ 3.24 (t, J=8.7Hz, 2H), 4.61 (t, J=8.7Hz, 2H), 5.31 (s, 2H), 6.80 (d, J=8.3Hz, 1H), 6.90 (m, 1H), 7.10 (dd, J=8.2Hz, J=1.2Hz, 1H), 7.19 (s, 1H), 7.29-7.41 (m, 5H), 7.43 (d, J=2.8Hz, 1H), 7.62 (m, 1H).
<b>1-32</b>	<sup>1</sup> H NMR (500MHz, CDCl <sub>3</sub> ) δ 5.28 (s, 2H), 6.79 (d, J=9.4Hz, 1H), 7.30-7.54 (m, 8H), 7.62 (d, J=2.6Hz, 1H), 7.78 (dd, J=9.4Hz, J=2.6Hz, 1H), 7.80-7.89 (m, 4H).
<b>2-01</b>	<sup>1</sup> H NMR (300 MHz, CDCl <sub>3</sub> ) δ 1.07-1.43 (5H), 1.63-1.86 (5H), 2.13-2.28 (m, 1H), 5.08 (s, 2H), 6.58 (d, J=9.5Hz, 1H), 6.99 (d, J=2.6Hz, 1H), 7.20-7.25 (m, 2H), 7.26-7.30 (m, 2H), 7.31-7.33 (m, 1H).
<b>2-02</b>	<sup>1</sup> H NMR (500MHz, CDCl <sub>3</sub> ) δ 5.15 (s, 2H), 6.52 (d, J=9.4Hz, 1H), 7.30 (m, 1H), 7.40 (m, 6H), 7.56 (d, J=8.2Hz, 2H), 7.85 (dd, J=9.4Hz, J=2.70Hz, 1H), 8.27 (d, J=2.7Hz, 1H).
<b>2-03</b>	<sup>1</sup> H NMR (500MHz, CDCl <sub>3</sub> ) δ 2.37 (s, 3H), 5.18 (s, 2H), 6.70 (d, J=9.4Hz, 1H), 7.16-7.35 (m, 8H), 7.43 (d, J=2.4Hz, 1H), 7.62 (dd, J=9.4Hz, J=2.4Hz, 1H).
<b>2-07</b>	<sup>1</sup> H NMR (500MHz, CDCl <sub>3</sub> ) δ 5.17 (s, 2H), 6.71 (d, J=9.4Hz, 1H), 7.11-7.20 (m, 2H), 7.28-7.35 (m, 7H), 7.54 (d, J=2.5Hz, 1H).
<b>2-08</b>	<sup>1</sup> H NMR (300MHz, CDCl <sub>3</sub> ) δ 5.10 (s, 2H), 6.65 (d, J=9.5Hz, 1H), 7.05 (m, 2H), 7.25 (m, 6H), 7.35 (d, J=2.0Hz, 1H), 7.50 (dd, J=2.8Hz, J=9.5Hz, 1H).
<b>2-09</b>	<sup>1</sup> H NMR (500MHz, CDCl <sub>3</sub> ) δ 5.18 (s, 2H), 6.71 (d, J=10.0Hz, 1H), 6.99 (m, 2H), 7.09 (m, 1H), 7.32 (dd, J=10.0Hz, J=6.4Hz, 4H), 7.56 (s, 2H).
<b>2-10</b>	<sup>1</sup> H NMR (500MHz, CDCl <sub>3</sub> ) δ 2.29 (s, 3H), 5.18 (s, 2H), 6.71 (d, J=9.4Hz, 1H), 7.02 (t, J=11.7Hz, 2H), 7.20 (t, 8.3Hz, 1H), 7.32 (m, 4H), 7.44 (d, J=2.6Hz, 1H), 7.59 (dd, J=9.4Hz, J=2.7Hz, 1H).
<b>2-12</b>	<sup>1</sup> H NMR (300MHz, DMSO-d <sup>6</sup> ) δ 5.07 (s, 2H), 6.42 (d, J=9.9Hz, 1H), 6.62 (d, J=7.8Hz, 1H), 6.83 (s, 1H), 6.88 (d, J=8.4Hz, 1H), 7.21 (t, J=8.1Hz, 1H), 7.31 (s, 3H), 7.68 (d, J=11.7Hz, 1H), 8.11 (s, 1H), 9.44 (s, 1H).
<b>2-14</b>	NMR (300MHz, CDCl <sub>3</sub> ) δ 4.50 (d, J=6.4Hz, 2H), 5.16 (s, 2H), 5.22 (t, J=4.3Hz, 1H), 6.51 (d, J=9.0Hz, 1H), 7.31-7.44 (m, 6H), 7.54 (d, J=9.0Hz, 2H), 7.86 (dd, J=10.7Hz, J=3.9Hz, 1H), 8.27 (d, J=2.3Hz, 1H).
<b>2-15</b>	<sup>1</sup> H NMR (300MHz, DMSO-d <sup>6</sup> ) δ 1.42 (s, 6H), 5.05 (s, 1H), 5.15 (s, 2H), 6.52 (d, J=9.7Hz, 1H), 7.32-7.43 (m, 4H), 7.43-7.52 (m, 3H), 7.84 (dd, J=1.8Hz, 9.5Hz, 1H), 8.22 (d, J=1.8Hz, 1H).
<b>2-16</b>	<sup>1</sup> H NMR (300MHz, DMSO-d <sup>6</sup> ) δ 1.64-1.77 (m, 2H), 2.61 (t, J=7.3Hz, 2H), 3.32-3.46 (m, 2H), 4.48 (t, J=5.1Hz, 1H), 5.15 (s, 2H), 6.52 (d, J=9.5Hz, 1H), 7.24 (d, J=8.1Hz, 2H), 7.35-7.44 (4H), 7.47 (d, J=8.1Hz, 2H), 7.83 (dd, J=2.6Hz, 9.5Hz, 1H), 8.23 (d, J=2.6Hz, 1H).
<b>2-17</b>	<sup>1</sup> H NMR (DMSO-d <sup>6</sup> ) δ 8.28(dd, 1H, J= 2.5 Hz, J=9.4Hz); 7.84-7.81 (dd, 1H, J= 2.5 Hz); 7.33 (m, 4H); 7.30 (m, 1H); 7.13 (m, 2H); 6.87 (d, 1H, J=9.4 Hz); 6.49 (m, 1H); 5.15 (s, 2H); 3.79 (s, 3H).
<b>2-18</b>	<sup>1</sup> H NMR (500MHz, CDCl <sub>3</sub> ) δ 2.21 (s, 3H), 3.85 (s, 3H), 5.41 (s, 2H), 6.62 (d, J=9.3Hz, 1H), 6.93 (d, J=8.8Hz, 2H), 7.14 (m, 4H), 7.31 (m, 3H).
<b>2-19</b>	<sup>1</sup> H NMR (DMSO-d <sup>6</sup> ) δ 8.28 (dd, 1H, J= 2.5Hz, J=9.4Hz); 7.84-7.81 (dd, 1H, J= 2.5Hz); 7.33 (m, 4H); 7.30 (m, 1H); 7.13 (m, 2H); 6.87 (d, 1H, J=9.45 Hz); 6.49 (m, 1H); 5.15 (s, 2H); 4.13- 4.09 (q, 2H), 1.55 (t, 3H).



Co.Nr	NMR-data
<b>2-22</b>	<sup>1</sup> H NMR (500MHz, CDCl <sub>3</sub> ) δ 0.99 (t, J=7.4Hz, 3H), 1.31 (d, J=6.1Hz, 3H), 1.75 (p, J=6.3Hz, 2H), 4.31 (s, J=6.1Hz, 1H), 5.18 (s, 2H), 6.72 (d, J=9.4Hz, 1H), 6.92 (d, J=8.7Hz, 2H), 7.24-7.34 (m, 6H), 7.38 (d, J=2.6Hz, 1H), 7.60 (dd, J=2.6Hz, 9.4Hz, 1H).
<b>2-23</b>	<sup>1</sup> H NMR (500MHz, CDCl <sub>3</sub> ) δ 3.43 (s, 3H), 4.49 (s, 2H), 5.18 (s, 2H), 6.71 (d, J=9.4Hz, 1H), 7.26-7.41 (m, 8H), 7.48 (d, J=2.6Hz, 1H), 7.65 (dd, J=9.4Hz, J=2.6Hz, 1H).
<b>2-24</b>	<sup>1</sup> H NMR (500MHz, CDCl <sub>3</sub> ) δ 3.42 (s, 3H), 4.48 (s, 2H), 5.19 (s, 2H), 6.72 (d, J=9.5Hz, 1H), 7.34 (m, 8H), 7.46 (d, J=2.2Hz, 1H), 7.63 (dd, J=9.4Hz, J=2.7Hz, 1H).
<b>2-25</b>	<sup>1</sup> H NMR (300 MHz, DMSO-d <sup>6</sup> ) δ 1.15 (t, J=6.9Hz, 3H), 3.47 (q, J=6.9Hz, 2H), 4.45 (s, 2H), 5.16 (s, 2H), 6.53 (d, J=9.6Hz, 1H), 7.32-7.40 (4H), 7.55 (d, J=8.4Hz, 2H), 7.85 (dd, J=2.7Hz and 9.3Hz, 1H), 8.28 (d, J=2.7Hz, 1H).
<b>2-29</b>	<sup>1</sup> H NMR (500MHz, CDCl <sub>3</sub> ) δ 1.32 (t, J=7.1Hz, 3H), 4.29 (q, J=7.1Hz, 2H), 4.64 (s, 2H), 5.17 (s, 2H), 6.70 (d, J=9.4Hz, 1H), 6.94 (d, J=8.9Hz, 2H), 7.28-7.34 (m, 6H), 7.39 (d, J=2.6Hz, 1H), 7.58 (dd, J=2.7Hz, J=9.4Hz, 1H).
<b>2-30</b>	<sup>1</sup> H NMR (500MHz, DMSO-d <sup>6</sup> ) δ 2.58 (s, 3H), 5.17 (s, 2H), 6.55 (d, J=9.4Hz, 1H), 7.37-7.42 (4H), 7.74 (d, J=2.6Hz, 2H), 7.95 (dd, J=2.6Hz and 9.4Hz, 1H), 7.99 (d, J=8.6Hz, 2H), 8.45 (d, J=2.6Hz, 1H).
<b>2-32</b>	<sup>1</sup> H NMR (DMSO-d <sup>6</sup> ) δ 12.10 (s, 1H); 8.23 (dd, 1H, J= 2.5Hz, J=9.4Hz); 7.84-7.81 (dd, 1H, J= 2.5Hz); 7.48-7.47 (m, 2H); 7.39 (m, 4H); 7.27-7.26 (m, 2H); 6.52 (d, 1H, J=9.4Hz); 5.15 (s, 2H); 3.58 (s, 3H); 2.82 (m, 2H); 2.52 (m, 2H).
<b>2-34</b>	<sup>1</sup> H NMR (300MHz, CDCl <sub>3</sub> ) δ 3.64 (s, 2H), 3.70 (s, 3H), 5.17 (s, 2H), 6.71 (d, J=9.5Hz, 1H), 7.28-7.35 (8H), 7.43 (d, J=2.6Hz, 1H), 7.61 (dd, J=2.8Hz and 9.5Hz, 1H).
<b>2-35</b>	<sup>1</sup> H NMR (500MHz, DMSO-d <sup>6</sup> ) δ 2.67 (t, J=8.0Hz, 2H), 2.87 (t, J=7.6Hz, 2H), 3.57 (s, 3H), 5.15 (s, 2H), 6.52 (d, J=9.4Hz, 1H), 7.15 (d, J=7.4Hz, 1H), 7.32 (t, J=7.6Hz, 1H), 7.36-7.41 (m, 5H), 7.44 (s, 1H), 7.85 (dd, J=2.7Hz, J=9.5Hz, 1H), 8.25 (d, J=2.6Hz, 1H).
<b>2-36</b>	<sup>1</sup> H NMR (DMSO-d <sup>6</sup> ) δ 8.23(dd, 1H, J= 2.5Hz, J=9.4Hz); 7.84-7.81 (dd, 1H, J= 2.5Hz); 7.48-7.47 (m, 2H); 7.39 (m, 4H); 7.27-7.26 (m, 2H); 6.52 (d, 1H, J=9.4 Hz); 5.15 (s, 2H); 3.58 (s, 3H) 2.82 (m, 2H); 2.52 (m, 2H).
<b>2-42</b>	<sup>1</sup> H NMR (300MHz, DMSO-d <sup>6</sup> ) δ 1.80 (s, 3H), 3.18-3.27 (m, 2H), 3.42 (t, J=6.0Hz, 2H), 4.48 (s, 2H), 5.16 (s, 2H), 6.52 (d, J=9.6Hz, 1H), 7.35-7.42 (6H), 7.56 (d, J=7.8Hz, 2H), 7.86 (dd, J=2.7Hz and 9.6Hz, 2H), 8.28 (d, J= 2.7Hz, 1H).
<b>2-44</b>	<sup>1</sup> H NMR (300 MHz, DMSO-d <sup>6</sup> ) δ 2.56 (d, J=4.6Hz, 3H), 3.36 (s, 2H), 5.15 (s, 2H), 6.52 (d, J=9.5Hz, 1H), 7.29 (d, J=8.2Hz, 2H), 7.33-7.45 (4H), 7.49 (d, J=8.2Hz, 2H), 7.83 (dd, J= J=2.6Hz, 9.45Hz, 1H), 7.92-8.01 (m, 1H), 8.24 (d, J=2.6Hz, 1H).
<b>2-50</b>	<sup>1</sup> H NMR (400 MHz, CDCl <sub>3</sub> ) δ 7.58 (dd, 1H, J=9.5, 2.6 Hz); 7.34 (d, 1H, J=2.6 Hz); 7.26-7.33 (m, 4H); 7.17 (d, 2H, J=8.7 Hz); 6.67 (d, 1H, J=9.5 Hz); 6.64 (d, 2H, J=8.4 Hz); 5.15 (s, 2H); 4.43 (s, 1H); 3.16 (t, 2H, J=5.8 Hz); 2.58 (t, 2H, J=5.8 Hz); 2.27 (s, 6H).
<b>2-51</b>	<sup>1</sup> H NMR (500MHz, DMSO-d <sup>6</sup> ) δ 3.99 (s, 2H), 5.13 (s, 2H), 6.48 (d, J= 9.5Hz, 1H), 7.25 (d, J=8.4Hz, 2H), 7.35-7.40 (4H), 7.42 (d, J=8.4Hz, 2H), 7.80 (dd, J=2.7Hz and 9.5Hz, 1H), 8.21 (d, J=2.5Hz, 1H).
<b>2-52</b>	<sup>1</sup> H NMR (500MHz, CDCl <sub>3</sub> ) δ 2.51 (s, 3H), 5.18 (s, 2H), 6.71 (d, J=9.4Hz, 1H), 7.30 (m, 8H), 7.43 (d, J=2.6Hz, 1H), 7.61 (dd, J=9.4Hz, J=2.7Hz, 1H).
<b>2-55</b>	<sup>1</sup> H NMR (500MHz, DMSO-d <sup>6</sup> ) δ 3.00 (s, 3H), 5.16 (s, 2H), 6.54 (d, J=9.4Hz, 1H), 7.12-7.17 (m, 1H), 7.26-7.31 (m, 2H), 7.34-7.43 (5H), 7.74 (dd, J=2.6Hz and 9.4Hz, 1H), 8.19 (d, J=2.6Hz, 1H), 9.70-9.80 (br. s, 1H).



Co.Nr	NMR-data
<b>2-56</b>	<sup>1</sup> H NMR (300MHz, DMSO-d <sup>6</sup> ) δ 2.88 (s, 3H), 3.76 (s, 3H), 5.08 (s, 2H), 6.44 (d, J=10.9Hz, 1H), 7.05 (d, J=10.9Hz, 1H), 7.27-7.35 (m, 3H), 7.42-7.60 (m, 3H), 7.68 (dd, J=3.5Hz, J=10.9Hz, 1H), 8.08 (d, J=3.5Hz, 1H), 8.94 (s, 1H).
<b>2-57</b>	<sup>1</sup> H NMR (500MHz, CDCl <sub>3</sub> ) δ 1.45 (s, 9H), 5.12 (s, 2H), 6.09 (q, J=1.8Hz, 1H), 6.18 (t, J=3.3Hz, 1H), 6.60 (d, J=9.4Hz, 1H), 7.29-7.34 (m, 5H), 7.35 (dd, J=2.5Hz, J=9.4Hz, 1H).
<b>2-58</b>	<sup>1</sup> H NMR (500MHz, CDCl <sub>3</sub> ) δ 5.13 (s, 2H), 5.32 (s, 2H), 6.66 (d, J=9.4Hz, 1H), 7.25 (m, 3H), 7.35 (m, 8H), 7.45 (dd, J=9.4Hz, J=2.6Hz, 1H), 7.59 (s, 1H).
<b>2-59</b>	<sup>1</sup> H NMR (500MHz, CDCl <sub>3</sub> ) δ 5.15 (s, 2H), 6.46 (m, 1H), 6.68 (d, J=9.8Hz, 1H), 7.32 (m, 5H), 7.45 (t, 1.7Hz, 1H), 7.48 (dd, J=9.4Hz, J=2.6Hz, 1H), 7.55 (s, 1H).
<b>2-62</b>	<sup>1</sup> H NMR (500MHz, DMSO-d <sup>6</sup> ) δ 3.86 (s, 3H), 5.12 (s, 2H), 6.52 (d, J=9.4Hz, 1H), 6.87 (dd, J=0.6Hz and 8.6Hz, 1H), 7.37-7.41 (4H), 7.83 (dd, J=2.7Hz and 9.4Hz, 1H), 7.90 (dd, J=2.6Hz and 8.6Hz, 1H), 8.37 (d, J=2.5Hz, 1H), 8.37 (dd, J=0.6Hz and 2.6Hz, 1H).
<b>2-67</b>	<sup>1</sup> H NMR (500MHz, CDCl <sub>3</sub> ) δ 5.20 (s, 2H), 6.58 (s, 1H), 6.76 (d, J=9.4Hz, 1H), 7.19 (d, J=1.8Hz, 1H), 7.34 (s, 5H), 7.44 (d, J=8.4Hz, 1H), 7.47 (s, 1H), 7.62 (s, 1H), 7.71 (dd, J=9.4Hz, J=2.6Hz, 1H), 8.30 (s, 1H).
<b>2-68</b>	<sup>1</sup> H NMR (500MHz, CDCl <sub>3</sub> ) δ 3.82 (s, 3H), 5.20 (s, 2H), 6.50 (dd, J=3.1Hz, J=0.8Hz, 1H), 6.73 (d, J=9.4, 1H), 7.10 (d, J=3.1Hz, 1H), 7.21 (dd, J=8.5Hz, J=1.2Hz, 1H), 7.30-7.37 (m, 5H), 7.47 (d, J=2.2Hz, 1H), 7.60 (d, J=1.2Hz, 1H), 7.72 (dd, J=9.40Hz, J=2.20Hz, 1H).
<b>2-69</b>	<sup>1</sup> H NMR (DMSO-d <sup>6</sup> ) δ 8.13(d, 1H, J= 2.8 Hz); 7.78-7.75 (dd, 1H, J= 2.8 Hz, J=9.4 Hz); 7.43-7.39(m, 5H); 7.27-7.25 (m, 1H); 6.78 (d, 1H, J= 9.4 Hz); 6.49-6.47 (m, 1H); 5.15 (m, 2H); 4.56-4.52 (m, 2H); 3.21-3.18 (m, 2H) .
<b>2-70</b>	<sup>1</sup> H NMR (500MHz, CDCl <sub>3</sub> ) δ 5.23 (s, 2H), 6.81 (d, J=9.4Hz, 1H), 7.35 (m, 4H), 7.60 (dd, J=8.2Hz, J=0.9Hz, 1H), 7.62 (d, J=2.7Hz, 1H), 7.72 (d, J=1.6Hz, 1H), 7.75 (dd, J=9.4Hz, J=2.7Hz, 1H), 7.84 (dd, J=8.2Hz, J=1.6Hz, 1H), 8.11 (d, J=2.3Hz, 1H), 8.20 (d, J=8.7Hz, 1H), 8.96 (d, J=2.3Hz, 1H).
<b>2-72</b>	NMR (300MHz, CDCl <sub>3</sub> ) δ 5.15 (s, 2H), 6.72 (d, J=9.5Hz, 1H), 7.26 (m, 4H), 7.61 (d, J=2.6Hz, 1H), 7.71 (m, 2H), 8.01 (m, 1H), 8.07 (d, J=8.6Hz, 1H), 8.77 (d, J=6.2Hz, 2H)
<b>3-01</b>	<sup>1</sup> H NMR (500MHz, CDCl <sub>3</sub> ) δ 7.33 (dd, 2H); 7.24 (dd, 2H); 7.14 (dd, 1H, J=2.6Hz, J=9.5Hz); 7.08 (dd, 2H); 7.01-6.98 (m, 3H); 6.57 (d, 1H, J=9.3Hz); 5.07 (s, 2H); 3.65 (s, 2H).
<b>3-02</b>	<sup>1</sup> H NMR (500MHz, CDCl <sub>3</sub> ) δ 3.65 (s, 2H), 3.78 (s, 3H), 5.08 (s, 2H), 6.57 (d, J=9.3Hz, 1H), 6.63-6.66 (m, 1H), 6.70-6.73 (m, 1H), 6.76-6.80 (m, 1H), 7.02 (d, J=1.9Hz, 1H), 7.18 (dd, J=2.5Hz and 9.3Hz, 1H), 7.21-7.25 (3H), 7.32 (d, J=8.5Hz, 2H).
<b>3-05</b>	<sup>1</sup> H NMR (300MHz, CDCl <sub>3</sub> ) δ 0.75 (t, J=7.0Hz, 3H), 1.15 (s, J=7.0Hz, 2H), 1.40 (q, J=7.1Hz, 2H), 2.21 (t, J=8.0Hz, 2H), 3.25 (s, 2H), 6.25 (d, J=9.2Hz, 1H), 7.20 (d, J=8.4Hz, 2H), 7.25 (dd, J=2.5Hz, J=9.2Hz, 1H), 7.30 (d, J=8.4Hz, 2H), 7.49 (d, J=2.5Hz, 1H).
<b>3-07</b>	<sup>1</sup> H NMR (500MHz, DMSO-d <sup>6</sup> ) δ 2.88 (s, 3H), 4.25 (s, 2H), 5.03 (s, 2H), 6.37 (d, J=9.3Hz, 1H), 6.61-6.66 (m, 1H), 6.75 (dd, J=0.9Hz and 8.8Hz, 2H), 7.11-7.17 (m, 2H), 7.21-7.25 (m, 2H), 7.30 (dd, J=2.6Hz and 9.3Hz, 1H), 7.33-7.38 (m, 2H), 7.67 (d, J=2.0Hz, 1H).
<b>3-08</b>	<sup>1</sup> H NMR (300MHz, DMSO-d <sup>6</sup> ) δ 2.03 (s, 3H), 3.23 (s, 2H), 3.44 (s, 2H), 5.06 (s, 2H), 6.42 (d, J=9.3Hz, 1H), 7.22-7.31 (m, 7H), 7.37-7.68 (m, 3H), 7.68 (s, 1H).
<b>3-09</b>	<sup>1</sup> H NMR (500MHz, CDCl <sub>3</sub> ) δ 7.79 (d, 1H, J=2.5Hz); 7.41 (d, 2H); 7.37 (dd, 2H); 7.34 (d, 2H); 7.25 (dd, 1H, J=9.4Hz, J=2.6Hz); 7.15 (dd, 2H); 6.36 (d, 1H, J=9.4Hz); 5.92 (d, 1H, J=4.0Hz); 5.48 (d, 1H, J=3.7Hz); 5.05 (dd, 2H, J=6.2Hz, J=4.5Hz).



Co.Nr	NMR-data
<b>3-10</b>	<sup>1</sup> H NMR (500MHz, CDCl <sub>3</sub> ) δ 2.13 (d, J=3.4Hz, 1H), 3.80 (s, 3H), 5.09 (s, 2H), 5.56 (d, J=3.5Hz, 1H), 6.57 (d, J=9.4Hz, 1H), 6.84-6.90 (3H), 7.22-7.35 (5H).
<b>3-12</b>	<sup>1</sup> H NMR (500MHz, CDCl <sub>3</sub> ) δ 3.83 (s, 3H), 5.13 (s, 2H), 6.65 (d, J=9.6Hz, 1H), 7.11-7.17 (3H), 7.26-7.29 (m, 2H), 7.33-7.39 (3H), 7.89 (dd, J=2.6Hz and 9.6Hz, 1H), 7.97 (d, J=2.6Hz, 1H).
<b>3-17</b>	<sup>1</sup> H NMR (400 MHz, CDCl <sub>3</sub> ) δ ppm 7.27-7.32 (m, 2H); 7.19-7.25 (m, 3H); 7.14-7.19 (m, 2H, J=8.3 Hz); 6.85-6.90 (m, 2H); 6.72 (d, 1H, J=3.1 Hz); 6.58 (d, 1H, J=9.7 Hz); 5.03 (s, 2H); 4.75 (s, 2H); 3.82 (s, 3H)
<b>3-21</b>	<sup>1</sup> H NMR (300MHz, CDCl <sub>3</sub> ) δ 3.24 (s, 3H), 5.02 (s, 2H), 5.56 (dd, J=2.7Hz and 7.7Hz, 1H), 5.74 (d, J=2.7Hz, 1H), 6.92 (d, J=7.7Hz, 1H), 7.07-7.12 (m, 2H), 7.13-7.18 (m, 2H), 7.23 (d, J=8.4Hz, 2H), 7.30 (d, J=8.4Hz, 2H).
<b>4-01</b>	<sup>1</sup> H NMR (300MHz, CDCl <sub>3</sub> ) δ 0.39-0.46 (m, 2H), 0.60-0.67 (m, 2H), 1.23-1.38 (m, 1H), 3.84 (s, 3H), 3.87 (d, J=7.2Hz, 2H), 6.66 (d, J=9.5Hz, 1H), 6.96 (d, J=8.7Hz, 2H), 7.33 (d, J=8.7Hz, 2H), 7.51 (d, J=2.6Hz, 1H), 7.58 (dd, J=2.8Hz and 9.5Hz, 1H).
<b>4-02</b>	<sup>1</sup> H NMR (300MHz, CDCl <sub>3</sub> ) δ 1.21-1.36 (m, 2H), 1.48-1.83 (6H), 2.37-2.50 (m, 1H), 3.84 (s, 3H), 3.94 (d, J=7.7Hz, 2H), 6.65 (d, J=9.5Hz, 1H), 6.95 (d, J=8.4Hz, 2H), 7.32 (d, J=8.4Hz, 2H), 7.39 (d, J=2.6Hz, 1H), 7.56 (dd, J=2.8Hz and 9.5Hz, 1H).
<b>4-03</b>	<sup>1</sup> H NMR (300MHz, CDCl <sub>3</sub> ) δ 0.85-1.09 (m, 2H), 1.09-1.32 (m, 3H), 1.53-1.78 (m, 5H), 1.78-2.00 (m, 1H), 3.74 (d, J=7.3Hz, 2H), 3.77 (s, 3H), 6.57 (d, J=9.4Hz, 1H), 6.88 (d, J=8.7Hz, 2H), 7.29-7.35 (3H), 7.49 (dd, J=2.7Hz, 9.4Hz, 1H).
<b>4-06</b>	<sup>1</sup> H NMR (500MHz, CDCl <sub>3</sub> ) δ 2.34 (s, 3H), 3.83 (s, 3H), 5.17 (s, 2H), 6.70 (d, J=9.3Hz, 1H), 6.92 (d, J=8.8Hz, 2H), 7.16 (d, J=7.8Hz, 2H), 7.23-7.29 (m, 4H), 7.40 (d, J=2.6, 1H), 7.57 (dd, J=9.3Hz, J=2.6Hz, 1H).
<b>4-07</b>	<sup>1</sup> H NMR (500MHz, CDCl <sub>3</sub> ) δ 3.84 (s, 3H), 5.16 (s, 2H), 6.70 (d, J=10.0Hz, 1H), 6.94 (d, J=13.0Hz, 2H), 7.10 (t, J=9.0Hz, 2H), 7.16 (t, J=9.0Hz, 1H), 7.27 (m, 3H), 7.38 (d, J=4.0Hz, 1H), 7.59 (dd, J=1.5Hz, J=9.0Hz, 1H).
<b>4-08</b>	<sup>1</sup> H NMR (500MHz, CDCl <sub>3</sub> ) δ 3.84 (s, 3H), 5.25 (s, 2H), 6.67 (d, J=9.4Hz, 1H), 6.93-6.96 (m, 2H), 7.06-7.16 (2H), 7.28-7.33 (3H), 7.47-7.52 (m, 1H), 7.53-7.55 (m, 1H), 7.58 (dd, J=2.6Hz and 9.4Hz, 1H).
<b>4-09</b>	<sup>1</sup> H NMR (500MHz, CDCl <sub>3</sub> ) δ 3.83 (s, 3H), 5.21 (s, 2H), 6.72 (d, J=9.4Hz, 1H), 6.94 (d, J=8.8Hz, 2H), 7.01 (m, 1H), 7.04 (d, J=9.5Hz, 1H), 7.12 (d, J=8.2Hz, 1H), 7.29 (d, J=8.8Hz, 2H), 7.32 (m, 1H), 7.39 (d, J=2.6Hz, 1H), 7.61 (dd, J=9.4Hz, J=2.6Hz, 1H).
<b>4-10</b>	<sup>1</sup> H NMR (500MHz, CDCl <sub>3</sub> ) δ 3.83 (s, 3H), 5.18 (s, 2H), 6.70 (d, J=9.4Hz, 1H), 6.94 (d, J=8.8Hz, 2H), 7.04 (m, 2H), 7.28 (d, J=8.8Hz, 2H), 7.35 (m, 2H), 7.40 (d, J=2.7Hz, 1H), 7.59 (dd, J=9.4Hz, J=2.7, 1H).
<b>4-11</b>	<sup>1</sup> H NMR (500MHz, CDCl <sub>3</sub> ) δ 3.84 (s, 3H), 5.15 (s, 2H), 6.71 (d, J=9.4, 1H), 6.95 (d, J=8.8Hz, 2H), 7.07-7.22 (m, 3H), 7.29 (d, J=8.8Hz, 2H), 7.39 (d, J=2.6Hz, 1H), 7.61 (dd, J=9.4Hz, J=2.6Hz, 1H).
<b>4-12</b>	<sup>1</sup> H NMR (500MHz, CDCl <sub>3</sub> ) δ 3.76 (s, 3H), 5.16 (s, 2H), 6.48 (d, J=9.4Hz, 1H), 6.96-7.01 (m, 2H), 7.02-7.08 (m, 1H), 7.22-7.30 (2H), 7.45-7.50 (m, 2H), 7.81 (dd, J=2.7Hz and 9.4Hz, 1H), 8.08 (d, J=2.7Hz, 1H).
<b>4-13</b>	<sup>1</sup> H NMR (500MHz, CDCl <sub>3</sub> ) δ 3.76 (s, 3H), 5.24 (s, 2H), 6.50 (d, J=9.4Hz, 1H), 6.93-7.01 (3H), 7.13-7.19 (m, 1H), 7.32-7.39 (m, 1H), 7.47-7.51 (m, 2H), 7.83 (dd, J=2.7Hz and 9.4Hz, 1H), 8.12 (d, J=2.7Hz, 1H).
<b>4-14</b>	<sup>1</sup> H NMR (500MHz, CDCl <sub>3</sub> ) δ 3.84 (s, 3H), 5.14 (s, 2H), 6.71 (d, J=9.4Hz, 1H), 6.95 (d, J=8.8Hz, 2H), 7.10-7.14 (m, 1H), 7.23-7.27 (m, 1H), 7.30 (d, J=8.8Hz, 2H), 7.39 (d, J=2.5Hz, 1H), 7.42 (dd, J=2.1Hz, 6.9Hz, 1H), 7.61 (dd, J=2.6Hz, 9.4Hz, 1H).



Co.Nr	NMR-data
<b>4-15</b>	<sup>1</sup> H NMR (500MHz, CDCl <sub>3</sub> ) δ 3.84 (s, 3H), 5.16 (s, 2H), 6.71 (d, J=9.4Hz, 1H), 6.95 (d, J=8.7Hz, 2H), 7.09 (d, J=8.2Hz, 1H), 7.15 (dd, J=8.2Hz, J=1.89, 1H), 7.28 (t, J=8.7Hz, 2H), 7.38 (m, 2H), 7.61 (dd, J=9.4Hz, J=2.6Hz, 1H).
<b>4-16</b>	<sup>1</sup> H NMR (500MHz, CDCl <sub>3</sub> ) δ 3.84 (s, 3H), 5.19 (s, 2H), 6.66 (d, J=9.4Hz, 1H), 6.95 (d, J=8.8Hz, 2H), 7.13 (m, 2H), 7.31 (d, J=8.8Hz, 2H), 7.49 (dd, J=8.6Hz, J=8.0Hz, 1H), 7.52 (m, 1H), 7.59 (dd, J=9.4Hz, J=2.6Hz, 1H).
<b>4-17</b>	<sup>1</sup> H NMR (500MHz, CDCl <sub>3</sub> ) δ 3.77 (s, 3H), 5.15 (s, 2H), 6.40 (d, J=9.4Hz, 1H), 6.97-7.02 (m, 2H), 7.14-7.22 (m, 2H), 7.42-7.49 (m, 2H), 7.77 (dd, J=2.7Hz and 9.4Hz, 1H), 8.09 (s, 1H).
<b>4-20</b>	<sup>1</sup> H NMR (500MHz, CDCl <sub>3</sub> ) δ 3.83 (s, 3H), 5.17 (s, 2H), 6.70 (d, J=9.4Hz, 1H), 6.94 (d, J=8.8Hz, 2H), 7.28 (d, J=8.8Hz, 2H), 7.29-7.35 (m, 4H), 7.38 (d, J=2.6Hz, 1H), 7.59 (dd, J=9.4Hz, J=2.6Hz, 1H).
<b>4-21</b>	<sup>1</sup> H NMR (500MHz, CDCl <sub>3</sub> ) δ 3.84 (s, 3H), 5.17 (s, 2H), 6.71 (d, J=9.4Hz, 1H), 6.95 (m, 2H), 7.20 (dd, J=2.1Hz, J=8.3Hz, 1H), 7.30 (m, 2H), 7.38 (d, J=2.6Hz, 1H), 7.42 (d, J=8.3Hz, 1H), 7.45 (d, J=2.1Hz, 1H), 7.61 (dd, J=2.6Hz, J=9.4Hz, 1H).
<b>4-22</b>	<sup>1</sup> H NMR (500MHz, CDCl <sub>3</sub> ) δ 3.80 (s, 3H), 3.83 (s, 3H), 5.19 (s, 2H), 6.70 (d, J=9.4Hz, 1H), 6.85 (dd, J=2.4Hz, J=7.67Hz, 1H), 6.83-6.95 (m, 4H), 7.26-7.29 (m, 3H), 7.40 (d, J=2.5, 1H), 7.58 (dd, J=2.7Hz, J=9.4Hz, 1H).
<b>4-23</b>	<sup>1</sup> H NMR (500MHz, CDCl <sub>3</sub> ) δ 3.80 (s, 3H), 3.83 (s, 3H), 5.15 (s, 2H), 6.69 (d, J=9.4Hz, 1H), 6.89 (d, J=8.6Hz, 2H), 6.92 (d, J=8.8Hz, 2H), 7.27 (d, J=8.8Hz, 2H), 7.31 (d, J=8.6Hz, 2H), 7.40 (d, J=2.6Hz, 1H), 7.56 (dd, J=9.4Hz, J=2.6Hz).
<b>4-25</b>	<sup>1</sup> H NMR (300 MHz, CDCl <sub>3</sub> ) δ 3.25 (s, 3H), 3.77 (s, 3H), 4.36 (s, 2H), 5.15 (s, 2H), 6.50 (d, J=9.3Hz, 1H), 6.98 (d, J=9.0Hz, 2H), 7.25-7.39 (m, 4H), 7.49 (d, J=9.0Hz, 2H), 7.80 (dd, J=2.7Hz and 9.6Hz, 1H), 8.15 (d, J=2.7Hz, 1H).
<b>4-26</b>	<sup>1</sup> H NMR (300MHz, DMSO-d <sup>6</sup> ) δ 1.11 (t, J=7.1Hz, 3H), 3.45 (q, J=7.1Hz, 2H), 3.68 (s, 3H), 4.40 (s, 2H), 5.15 (s, 2H), 6.50 (d, J=9.5Hz, 1H), 6.97 (d, J=9.0Hz, 2H), 7.32 (q, J=8.2Hz, 4H), 7.50 (d, J=8.7Hz, 2H), 7.80 (dd, J=2.8Hz, J=9.5Hz, 1H), 8.15 (d, J=2.6Hz, 1H).
<b>4-27</b>	<sup>1</sup> H NMR (500MHz, CDCl <sub>3</sub> ) δ 3.83 (s, 3H), 3.92 (s, 3H), 5.29 (s, 2H), 6.72 (d, J=9.7Hz, 1H), 6.93 (d, J=8.8Hz, 2H), 7.29 (s, 2H), 7.40 (m, 3H), 7.62 (dd, J=2.8Hz, J=9.7Hz, 1H), 8.03 (d, J=8.3Hz, 2H).
<b>4-28</b>	<sup>1</sup> H NMR (300MHz, CDCl <sub>3</sub> ) δ 2.28 (s, 3H), 3.82 (s, 3H), 5.19 (s, 2H), 6.69 (d, J=9.5Hz, 1H), 6.92 (d, J=8.2Hz, 2H), 7.07 (d, J=8.2Hz, 2H), 7.23-7.30 (m, 2H), 7.34-7.36 (m, 1H), 7.36-7.43 (m, 2H), 7.58 (dd, J=2.8Hz and 9.5Hz, 1H).
<b>4-30</b>	<sup>1</sup> H NMR (500MHz, CDCl <sub>3</sub> ) δ 3.84 (s, 3H), 5.26 (s, 2H), 6.72 (d, J=9.4Hz, 1H), 6.95 (d, J=8.8Hz, 2H), 7.30 (d, J=8.8Hz, 2H), 7.39 (d, J=2.6Hz, 1H), 7.44 (d, J=8.5Hz, 2H), 7.62 (d, J=2.6, 1H), 7.65 (m, 2H).
<b>4-31</b>	<sup>1</sup> H NMR (500MHz, CDCl <sub>3</sub> ) δ 3.76 (s, 3H), 5.17 (s, 2H), 6.50 (d, J=9.4Hz, 1H), 6.97 (d, J=8.8Hz, 2H), 7.33 (d, J=8.0Hz, 2H), 7.45-7.51 (4H), 7.80 (dd, J=2.7Hz and 9.4Hz, 1H), 8.19 (d, J=2.7Hz, 1H).
<b>4-32</b>	<sup>1</sup> H NMR (500MHz, CDCl <sub>3</sub> ) δ 3.84 (s, 3H), 5.30 (s, 2H), 6.72 (d, J=9.4Hz, 1H), 6.95 (m, 2H), 7.31 (m, 2H), 7.44 (d, J=2.4Hz, 1H), 7.55 (t, J=7.9Hz, 1H), 7.64 (dd, J=2.6Hz, J=9.5Hz, 1H), 7.73 (d, J=7.7Hz, 1H), 8.18 (m, 2H).
<b>4-34</b>	<sup>1</sup> H NMR (500MHz, CDCl <sub>3</sub> ) δ 3.85 (s, 3H), 5.27 (s, 2H), 6.68 (d, J=9.4Hz, 1H), 6.96 (d, J=8.8Hz, 2H), 7.32 (d, J=6.7Hz, 2H), 7.37 (d, J=9.9Hz, 1H), 7.42 (d, J=8.0Hz, 1H), 7.53 (s, 1H), 7.62 (m, 2H).
<b>4-35</b>	<sup>1</sup> H NMR (500MHz, CDCl <sub>3</sub> ) δ 3.84 (s, 3H), 5.24 (s, 2H), 6.73 (d, J=9.5Hz, 1H), 6.95 (d, J=8.8Hz, 2H), 7.19 (m, 2H) 7.31 (d, J=8.8Hz, 2H), 7.40 (d, J=2.5Hz, 1H), 7.59 (t, J=7.6Hz, 1H), 7.64 (dd, J=2.6Hz, J=9.5Hz, 1H).



Co.Nr	NMR-data
<b>4-36</b>	<sup>1</sup> H NMR (500MHz, CDCl <sub>3</sub> ) δ 1.57 (s, 3H), 3.84 (s, 3H), 5.28 (s, 2H), 6.71 (d, J=9.4Hz, 1H), 6.92 (d, J=8.8Hz, 2H), 7.29 (d, J=8.8Hz, 1H), 7.40 (d, J=2.5Hz, 1H), 7.46 (d, J=8.1Hz, 2H), 7.62 (m, 3H).
<b>4-37</b>	<sup>1</sup> H NMR (500MHz, CDCl <sub>3</sub> ) δ 3.84 (s, 3H), 5.20 (s, 2H), 6.72 (d, J=9.5Hz, 1H), 6.96 (m, 2H), 7.30 (m, 2H), 7.40 (d, J=2.6Hz, 1H), 7.49 (s, 2H), 7.63 (dd, J=2.6Hz, 9.4Hz, 1H), 7.68 (s, 1H).
<b>4-38</b>	<sup>1</sup> H NMR (500MHz, CDCl <sub>3</sub> ) δ 3.81 (s, 3H), 5.39 (s, 2H), 6.75 (d, J=9.4Hz, 1H), 6.91 (d, J=8.8Hz, 2H), 7.25 (s, 2H), 7.45 (d, J=2.6Hz, 1H), 7.47 (d, J=1.7Hz, 1H), 7.49 (m, 2H), 7.60 (dd, J=2.6Hz, J=9.4Hz, 1H), 7.79 (s, 1H), 7.83 (m, 3H).
<b>4-39</b>	<sup>1</sup> H NMR (300MHz, DMSO) δ 3.70 (s, 3H), 5.16 (s, 2H), 6.43 (d, J=9.5Hz, 1H), 6.52 (d, J=3.1Hz, 1H), 6.91 (d, J=8.8Hz, 2H), 7.10 (m, 1H), 7.40 (d, J=8.8Hz, 2H), 7.74 (dd, J=9.5Hz, J=2.5Hz, 1H), 8.05 (d, J=2.5Hz, 1H).
<b>4-41</b>	<sup>1</sup> H NMR (500MHz, CDCl <sub>3</sub> ) δ 3.84 (s, 3H), 5.41 (s, 2H), 6.73 (d, J=9.5Hz, 1H), 6.95 (d, J=8.7Hz, 2H), 7.35 (d, J=8.7Hz, 2H), 7.52 (m, 2H), 7.60 (m, 2H), 7.64 (dd, J=9.5Hz, J=2.6Hz, 1H), 8.12 (m, 2H).
<b>4-42</b>	<sup>1</sup> H NMR (500MHz, CDCl <sub>3</sub> ) δ 3.85 (s, 3H), 5.46 (s, 2H), 6.73 (d, J=9.5Hz, 1H), 6.98 (d, J=8.8Hz, 2H), 7.13-7.18 (m, 2H), 7.36 (d, J=8.8Hz, 2H), 7.53 (d, J=2.3Hz, 1H), 7.68 (dd, J=9.5Hz and 2.3Hz, 1H), 8.05-8.08 (m, 2H).
<b>4-43</b>	<sup>1</sup> H NMR (500MHz, CDCl <sub>3</sub> ) δ 3.83 (s, 3H), 5.22 (s, 2H), 6.70 (d, J=9.4Hz), 6.94 (d, J=8.8Hz, 2H), 7.29 (d, J=8.8Hz, 2H), 7.31 (m, 1H), 7.42 (d, J=2.6Hz, 1H), 7.60 (dd, J=9.4Hz, J=2.6Hz, 1H), 7.75 (dd, J=7.9Hz, J=1.2Hz, 1H), 8.57 (dd, J=4.7Hz, J=1.2, 1H), 8.65 (s, 1H).
<b>4-44</b>	<sup>1</sup> H NMR (500MHz, CDCl <sub>3</sub> ) δ 3.84 (s, 3H), 5.18 (s, 2H), 6.70 (d, J=9.4Hz, 1H), 6.95 (d, J=8.8Hz, 2H), 7.29 (d, J=8.8Hz, 2H), 7.32 (d, J=8.3Hz, 1H), 7.41 (d, J=2.6Hz, 1H), 7.61 (dd, J=9.4Hz, J=2.6Hz, 1H), 7.75 (dd, J=8.3Hz, J=2.3Hz, 1H), 8.43 (d, J=2.3Hz, 1H).
<b>4-45</b>	<sup>1</sup> H NMR (400 MHz, CDCl <sub>3</sub> ) δ 8.53 (d, 1H, J=2.1 Hz); 7.66 (dd, 1H, J=8.0, 2.4 Hz); 7.58 (dd, 1H, J=9.5, 2.7 Hz); 7.42 (d, 1H, J=2.3 Hz); 7.25-7.30 (m, 2H); 7.15 (d, 1H, J=7.9 Hz); 6.90-6.95 (m, 2 H); 6.69 (d, 1H, J=9.5 Hz); 5.18 (s, 2H); 3.83 (s, 3H); 2.81 (q, 2H, J=7.7 Hz); 1.29 (t, 3H, J=7.6 Hz).
<b>4-46</b>	<sup>1</sup> H NMR (500MHz, DMSO-d <sup>6</sup> ) δ 3.76 (s, 3H), 3.80 (s, 3H), 5.08 (s, 2H), 6.47 (d, J=9.4Hz, 1H), 6.78 (dd, J=0.4Hz and 8.5Hz, 1H), 6.95-7.00 (m, 2H), 7.46-7.51 (m, 2H), 7.74-7.76 (m, 1H), 7.76-7.79 (m, 1H), 8.20 (d, J=2.5Hz, 1H), 8.26 (d, J=2.1Hz, 1H).
<b>4-47</b>	<sup>1</sup> H NMR (500MHz, CDCl <sub>3</sub> ) δ 3.76 (s, 3H), 5.27 (s, 2H), 6.51 (d, J=9.4Hz, 1H), 6.98 (d, J=6.7Hz, 2H), 7.51 (d, J=6.7Hz, 2H), 7.83 (dd, J=2.7Hz and 9.4Hz, 1H), 7.88 (d, J=8.2Hz, 1H), 8.00 (dd, J=1.7Hz and 8.2Hz, 1H), 8.28 (d, J=2.5Hz, 1H), 8.81 (d, J=1.7Hz, 1H).
<b>4-50</b>	<sup>1</sup> H NMR (300MHz, CDCl <sub>3</sub> ) δ 2.47 (s, 3H), 3.75 (s, 3H), 5.18 (s, 2H), 6.57 (d, J=9.5Hz, 1H), 6.85-6.88 (m, 2H), 7.23-7.28 (m, 2H), 7.50-7.59 (m, 2H), 8.30 (s, 1H), 8.58 (s, 1H).
<b>4-51</b>	<sup>1</sup> H NMR (500MHz, CDCl <sub>3</sub> ) δ 3.84 (s, 3H), 5.46 (s, 2H), 6.74 (d, J=9.5Hz, 1H), 6.96 (d, J=8.8Hz, 2H), 7.05-7.12 (m, 1H), 7.35 (d, J=8.8Hz, 2H), 7.40 (dd, J=8.3Hz and 2.6Hz, 1H), 7.46 (dd, J=9.1Hz and 4.2Hz, 1H), 7.58 (d, J= 2.6Hz, 1H), 7.66 (dd, J=9.5Hz and 2.6Hz, 1H).
<b>4-53</b>	<sup>1</sup> H NMR (500MHz, CDCl <sub>3</sub> ) δ 3.83 (s, 3H), 5.59 (s, 2H), 6.73 (d, J=9.4Hz, 1H), 6.94 (d, J=8.8Hz, 2H), 7.32 (d, J=8.8Hz, 2H), 7.41 (ddd, J= 8.3Hz, J=8.3Hz, J=1.1Hz, 1H), 7.49 (ddd, J=8.3Hz, J=8.3Hz, J=1.2Hz, 1H), 7.63 (dd, J=9.4Hz, J=2.6Hz, 1H), 7.76 (d, J=2.6Hz, 1H), 7.87 (dd, J=8.3Hz, J=1.2Hz, 1H), 8.03 (dd, J=8.3Hz, J=1.1Hz, 1H).
<b>4-54</b>	<sup>1</sup> H NMR (300MHz, CDCl <sub>3</sub> ) δ 3.76 (s, 3H), 5.52 (s, 2H), 6.66 (d, J=9.4Hz, 1H), 6.86 (d, J=8.8Hz, 2H), 7.11 (m, 1H), 7.25 (d, J=8.8Hz, 2H), 7.29 (m, 1H), 7.56 (m, 1H), 7.58 (m, 1H), 7.61 (m, 1H).



Co.Nr	NMR-data
<b>5-01</b>	<sup>1</sup> H NMR (500MHz, CDCl <sub>3</sub> ) δ 7.32 (dd, 1H, J=7.9Hz); 7.21 (dd, 1H, J=9.3Hz, J=2.5Hz); 7.00 (dd, 1H, J=9.1Hz, J=2.0Hz); 6.96 (dd, 2H); 6.90 (dd, 1H); 6.80-6.77 (m, 3H); 6.58 (d, 1H, J=9.3Hz); 4.98 (s, 2H); 3.74 (s, 3H); 2.76 (t, 2H, J=7.3Hz); 2.63 (t, 2H, J=7.3Hz).
<b>5-02</b>	<sup>1</sup> H NMR (300MHz, CDCl <sub>3</sub> ) δ 3.60 (s, 2H), 3.73 (s, 3H), 5.05 (s, 2H), 6.65 (d, J=9.2Hz, 1H), 6.78 (d, J=8.1Hz, 2H), 6.96-7.23 (m, 6H), 7.37 (t, J=7.8Hz, 1H).
<b>5-03</b>	<sup>1</sup> H NMR (300MHz, CDCl <sub>3</sub> ) δ 1.49 (m, 4H), 2.28 (t, J=8.3Hz, 2H), 2.50 (t, J=8.4Hz, 2H), 3.69 (s, 3H), 5.00 (s, 2H), 6.45 (d, J=9.4Hz, 1H), 6.73 (d, J=8.0Hz, 2H), 6.97-7.23 (m, 6H), 7.32 (t, J=8.4Hz, 1H).
<b>5-05</b>	<sup>1</sup> H NMR (500MHz, CDCl <sub>3</sub> ) δ 1.78 (d, J=7.09Hz, 3H), 3.81 (s, 3H), 6.52 (q, J=7.09Hz, 1H), 6.70 (d, J=9.4Hz, 1H), 6.90 (d, J=8.8Hz, 2H), 7.19 (d, J=8.8Hz, 2H), 7.23 (d, J=2.6Hz, 1H), 7.30-7.41 (m, 5H), 7.54 (dd, J=9.4Hz, J=2.6Hz, 1H).
<b>5-07</b>	<sup>1</sup> H NMR (500MHz, CDCl <sub>3</sub> ) δ 2.51 (d, J=7.7Hz, 2H), 2.74 (t, J=7.8Hz, 2H), 3.85 (s, 3H), 4.03 (t, J=7.5Hz, 2H), 6.66 (d, J=9.4Hz, 1H), 6.96 (d, J=8.7Hz, 2H), 7.22 (m, 3H), 7.31 (m, 5H), 7.58 (dd, J=9.4Hz, J=2.7Hz, 1H).
<b>5-08</b>	<sup>1</sup> H NMR (300MHz, DMSO) δ 0.82 (t, J=7.4Hz, 3H), 1.21 (m, 2H), 1.56 (m, 2H), 3.68 (s, 3H), 3.84 (t, J=7.3Hz, 2H), 6.35 (d, J=9.4Hz, 1H), 6.89 (d, J=8.8Hz, 2H), 7.40 (d, J=8.8Hz, 2H), 7.66 (dd, J=9.4Hz, J=2.7Hz, 1H), 7.88 (d, J=2.7Hz, 1H).
<b>5-09</b>	<sup>1</sup> H NMR (500MHz, CDCl <sub>3</sub> ) δ 1.58 (m, 2H), 1.85 (m, 4H), 2.73 (t, J=7.1Hz, 2H), 3.87 (s, 3H), 4.38 (t, J=6.3Hz, 2H), 6.78 (d, J=8.8Hz, 1H), 6.98 (d, J=8.8Hz, 2H), 7.26 (m, 3H), 7.46 (d, J=8.8Hz, 2H), 7.75 (dd, J=8.6Hz, J=2.6Hz, 1H), 8.33 (d, J=2.5Hz, 1H).
<b>5-10</b>	<sup>1</sup> H NMR (300MHz, CDCl <sub>3</sub> ) δ 0.90 (d, J=6.69Hz, 6H), 2.16 (m, 1H), 3.73 (d, J=7.4Hz, 2H), 3.77 (s, 3H), 6.57 (d, J=9.4Hz, 1H), 6.88 (d, J=8.7Hz, 2H), 7.25 (d, J=8.7Hz, 2H), 7.27 (d, J=2.6Hz, 1H), 7.49 (dd, J=9.4Hz, J=2.6Hz, 1H).
<b>5-11</b>	<sup>1</sup> H NMR (300MHz, CDCl <sub>3</sub> ) δ 0.91 (t, J=6.7Hz, 3H), 1.30-1.43 (m, 4H), 1.73-1.85 (m, 2H), 3.84 (s, 3H), 3.93-4.02 (m, 2H), 6.64 (d, J=9.2Hz, 1H), 6.95 (d, J=8.5Hz, 2H), 7.32 (d, J=8.5Hz, 2H), 7.39 (d, J=2.6Hz, 1H), 7.56 (dd, J=2.8Hz and 9.5Hz, 1H).
<b>5-13</b>	<sup>1</sup> H NMR (300MHz, CDCl <sub>3</sub> ) δ 0.91 (d, J=6.2Hz, 6H), 1.61 (m, 3H), 3.77 (s, 3H), 3.93 (t, J=7.4Hz, 2H), 6.56 (d, J=9.4Hz, 1H), 6.88 (d, J=8.7Hz, 2H), 7.25 (d, J=8.7Hz, 2H), 7.31 (d, J=2.6Hz, 1H), 7.48 (dd, J=9.4Hz, J=2.6Hz, 1H).
<b>5-16</b>	<sup>1</sup> H NMR (300MHz, CDCl <sub>3</sub> ) δ 1.99 (3H), 2.20 (td, J=6.8Hz, J=2.6Hz, 2H), 3.77 (s, 3H), 4.06 (t, J=6.8Hz, 2H), 6.57 (d, J=9.4Hz, 1H), 6.88 (d, J=8.6Hz, 2H), 7.26 (d, J=8.6Hz, 2H), 7.41 (d, J=2.6Hz, 1H), 7.51 (dd, J=9.4, J=2.6Hz, 1H).
<b>5-17</b>	<sup>1</sup> H NMR (500MHz, CDCl <sub>3</sub> ) δ 3.84 (s, 3H), 5.95 (s, 2H), 6.66 (d, J=9.4Hz, 1H), 6.95 (d, J=8.8Hz, 2H), 7.04 (d, J=9.1Hz, 2H), 7.26 (m, 2H), 7.31 (d, J=8.8Hz, 2H), 7.56 (d, J=3.2Hz, 1H), 7.60 (dd, J=2.7Hz, 9.5Hz, 1H).
<b>5-18</b>	<sup>1</sup> H NMR (500MHz, CDCl <sub>3</sub> ) δ 3.86 (s, 3H), 4.33-4.37 (m, 2H), 4.38-4.43 (m, 2H), 6.67 (d, J=10.1Hz, 1H), 6.87-6.90 (m, 2H), 6.95-6.99 (m, 3H), 7.25-7.30 (m, 2H), 7.32-7.35 (m, 2H), 7.59-7.62 (m, 2H).
<b>5-20</b>	<sup>1</sup> H NMR (500MHz, CDCl <sub>3</sub> ) δ 2.77 (s, 3H), 3.77 (s, 3H), 4.52 (s, 2H), 4.92 (s, 2H), 6.48 (d, J=9.6Hz, 1H), 7.00 (d, J=8.7Hz, 2H), 7.26 (d, J=7.6Hz, 2H), 7.40 (m, 1H), 7.48 (d, J=8.7Hz, 2H), 7.80 (dd, J=9.6Hz, J=2.9Hz, 1H), 7.96 (d, J=2.9Hz, 1H).
<b>5-22</b>	<sup>1</sup> H NMR (500MHz, CDCl <sub>3</sub> ) δ 3.0 & 3.08 (s, 3H), 3.84 (s, 3H), 4.59 & 4.85 (s, 2H), 4.69-4.82 (s, 2H), 6.65-6.70 (d, J=9.4Hz, 1H), 6.95 (d, J=8.6Hz, 2H), 7.02 (dd, J=8.6Hz, J=1.9Hz, 2H), 7.09 (m, 1H), 7.22-7.31 (m, 2H), 7.34 (m, 2H), 7.47 (d, J=2.2Hz, 1H), 7.63-7.66 (dd, J=9.4Hz, J=2.2Hz, 1H).



Co.Nr	NMR-data
<b>5-23</b>	<sup>1</sup> H NMR (500MHz, DMSO) mixture 2:1 of isomers δ 2.81 (s, 3Hb), 3.06 (s, 3Ha), 3.77 (s, 3Ha, 3Hb), 4.62 (s, 2Ha), 4.79 (s, 2Hb), 4.90 (s, 2Hb), 4.94 (s, 2Ha), 6.44-6.49 (m, 1Ha, 1Hb), 6.99 (d, J=8.8Hz, 2Ha, 2Hb), 7.45-7.49 (m, 4Ha, 4Hb), 7.60-7.63 (m, 1Hb), 7.70 (d, J=8.1Hz, 2Ha), 7.75-7.80 (m, 1Hb), 7.81 (dd, J=2.7Hz and 9.4Hz, 1Ha, 1Hb), 7.94-7.97 (m, 1Ha, 1Hb).
<b>5-24</b>	<sup>1</sup> H NMR (500MHz, CDCl <sub>3</sub> ) mixture 2:1 of isomers δ 2.79 (s, 3Hb), 3.05 (s, 3Ha), 3.77 (s, 3Ha, 3Hb), 4.54 (s, 2Ha), 4.70 (s, 2Hb), 4.93 (s, 2Ha), 6.47 (d, J=9.5Hz, 1Hb), 6.49 (d, J=9.5Hz, 1Ha), 7.00 (d, J=8.5Hz, 2Ha, 2Hb), 7.23 (d, J=7.6Hz, 1Ha), 7.30-7.35 (m, 2Ha, 2Hb), 7.35-7.41 (m, 1Ha, 2Hb), 7.41-7.51 (m, 2Ha, 2Hb), 7.82 (dd, J=2.8Hz and 9.5Hz, 1Ha, 1Hb), 7.96 (d, J=2.5Hz, 1Ha), 7.98 (d, J=2.5Hz, 1Hb).
<b>5-25</b>	<sup>1</sup> H NMR (500MHz, DMSO) mixture 2:1 of isomers δ 2.78 (s, 3Hb), 3.02 (s, 3Ha), 3.73 (s, 3Ha, 3Hb), 3.79 (s, 3Hb), 4.50 (s, 2Ha), 4.63 (s, 2Hb), 4.93 (s, 2Ha, 2Hb), 6.43-6.49 (m, 1Ha, 1Hb), 6.77-6.90 (m, 3Ha, 3Hb), 6.95-7.03 (m, 2Ha, 2Hb), 7.22-7.26 (m, 1Ha), 7.29-7.33 (m, 1Hb), 7.44-7.50 (m, 2Ha, 2Hb), 7.81 (dd, J=2.1Hz and 9.4Hz, 1Ha, 1Hb), 7.93-7.97 (m, 1Ha, 1Hb).
<b>6-04</b>	<sup>1</sup> H NMR (500MHz, CDCl <sub>3</sub> ) δ 2.38 (s, 3H), 5.21 (s, 2H), 6.72 (d, J=9.4Hz, 1H), 7.00 (dd, J=8.3Hz, J=2.5Hz, 1H), 7.04 (ddd, J=9.6Hz, J=2.3Hz, J=1.7Hz, 1H), 7.12 (dd, J=7.7Hz, J=0.6Hz, 1H), 7.21 (d, J=8.0Hz, 2H), 7.26 (d, J=8.0Hz, 2H), 7.32 (m, 1H), 7.44 (d, J=2.6Hz, 1H), 7.63 (dd, J=9.4Hz, J=2.6Hz, 1H).
<b>6-10</b>	<sup>1</sup> H NMR (500MHz, CDCl <sub>3</sub> ) δ 3.85 (s, 3H), 5.15 (s, 2H), 6.71 (d, J=9.4Hz, 1H), 6.86-6.91 (2H), 6.94-6.97 (m, 1H), 7.07-7.11 (m, 1H), 7.11-7.16 (m, 1H), 7.16-7.23 (m, 1H), 7.31-7.36 (m, 1H), 7.46 (d, J=2.6Hz, 1H), 7.63 (dd, J=2.6Hz and 9.4Hz, 1H).
<b>6-11</b>	<sup>1</sup> H NMR (500MHz, CDCl <sub>3</sub> ) δ 3.41 (s, 3H), 4.48 (s, 2H), 5.16 (s, 2H), 6.72 (d, J=9.4Hz, 1H), 7.07-7.23 (3H), 7.34-7.42 (4H), 7.46 (d, J=2.6Hz, 1H), 7.65 (dd, J=2.6Hz and 9.4Hz, 1H).
<b>6-14</b>	<sup>1</sup> H NMR (500MHz, DMSO-d <sup>6</sup> ) δ 2.98 (s, 3H), 5.12 (s, 2H), 6.51 (d, J=8.7Hz, 3H), 7.39-7.62 (m, 4H), 7.81 (dd, J=2.7Hz, J=9.5Hz, 1H), 8.23 (d, J=2.6Hz, 1H).
<b>6-15</b>	<sup>1</sup> H NMR (500MHz, CDCl <sub>3</sub> ) δ 5.12 (s, 2H), 6.51 (d, J=9.4Hz, 1H), 7.08 (dd, J=3.6Hz and 5.1Hz, 1H), 7.18-7.23 (m, 1H), 7.32 (dd, J=1.2Hz and 3.6Hz, 1H), 7.38-7.43 (m, 1H), 7.44-7.49 (2H), 7.77 (dd, J=2.7Hz and 9.5Hz, 1H), 8.24 (d, J=2.5Hz, 1H).
<b>6-16</b>	<sup>1</sup> H NMR (500MHz, CDCl <sub>3</sub> ) δ 3.84 (s, 3H), 5.11 (s, 2H), 6.52 (d, J=9.4Hz, 1H), 6.88 (d, J=8.6Hz, 1H), 7.22-7.26 (m, 1H), 7.36-7.43 (m, 1H), 7.46-7.52 (m, 1H), 7.83 (dd, J=2.7Hz and 9.4Hz, 1H), 7.91 (dd, J=2.6Hz and 8.6Hz, 1H), 8.26 (d, J=2.6Hz, 1H), 8.38 (d, J=2.7Hz, 1H).
<b>6-17</b>	<sup>1</sup> H NMR (500MHz, CDCl <sub>3</sub> ) δ 3.25 (t, J=8.7Hz, 2H), 4.62 (t, J=8.7Hz, 2H), 5.15 (s, 2H), 6.70 (d, J=9.4Hz, 1H), 6.82 (d, J=8.3Hz, 1H), 7.07-7.16 (3H), 7.16-7.22 (2H), 7.36 (d, J=2.6Hz, 1H), 7.59 (dd, J=2.6Hz and 9.4Hz, 1H).
<b>6-19</b>	<sup>1</sup> H NMR (500MHz, CDCl <sub>3</sub> ) δ 5.26 (s, 2H), 6.61 (d, J=9.5Hz, 1H), 7.22-7.25 (m, 1H), 7.41-7.45 (m, 1H), 7.45-7.48 (m, 1H), 7.50-7.54 (m, 1H), 7.56-7.60 (m, 1H), 7.96 (d, J=7.7Hz, 1H), 8.11 (dd, J=2.7Hz and 9.5Hz, 1H), 8.11-8.13 (m, 1H), 8.81 (d, J=2.6Hz, 1H).
<b>6-22</b>	<sup>1</sup> H NMR (300MHz, DMSO-d <sup>6</sup> ) δ 5.19 (s, 2H), 6.47-6.54 (m, 2H), 6.64-6.70 (m, 2H), 7.01-7.10 (m, 1H), 7.14-7.23 (m, 1H), 7.28 (dd, J=2.0Hz and 8.5Hz, 1H), 7.46 (dd, J=2.0Hz and 10.2Hz, 1H), 7.73 (dd, J=2.6Hz and 9.5Hz, 1H), 8.03 (d, J=2.6Hz, 1H).
<b>6-23</b>	<sup>1</sup> H NMR (300MHz, DMSO-d <sup>6</sup> ) δ 3.10-3.70 (br s, 3H), 5.19 (s, 2H), 6.53 (d, J=9.5Hz, 1H), 7.16-7.24 (m, 1H), 7.24-7.37 (3H), 7.46 (dd, J=1.8Hz and 10.2Hz, 1H), 7.63 (dd, J=8.2Hz, 2H), 7.87 (dd, J=2.6Hz and 9.5Hz, 1H), 8.23 (s, 1H).
<b>6-26</b>	<sup>1</sup> H NMR (300MHz, DMSO-d <sup>6</sup> ) δ 4.51 (d, J=5.4Hz, 2H), 5.19 (s, 2H), 5.19-5.26 (m, 1H), 6.52 (d, J=9.5Hz, 1H), 7.16-7.24 (m, 1H), 7.27 (dd, J=2.0Hz and 8.2Hz, 1H), 7.36 (d, J=8.2Hz, 2H), 7.46 (dd, J=2.0Hz and 10.2Hz, 1H), 7.53 (d, J=8.2Hz, 2H), 7.88 (dd, J=2.8Hz and 9.5Hz, 1H), 8.21 (d, J=2.3Hz, 1H).



Co.Nr	NMR-data
<b>6-29</b>	<sup>1</sup> H NMR (300MHz, CDCl <sub>3</sub> ) δ 2.50 (s, 6H), 3.65 (s, 3H), 5.17 (s, 2H), 6.49 (d, J=9.3Hz, 1H), 7.12-7.30 (m, 4H), 7.06 (dd, J=2.1Hz, J=9.9Hz, 1H), 7.83 (dd, J=2.7Hz, J=9.3Hz, 1H), 8.12 (d, J=2.4Hz, 1H).
<b>6-30</b>	<sup>1</sup> H NMR (500MHz, DMSO-d <sup>6</sup> ) δ 3.78 (s, 3H), 5.17 (s, 2H), 6.49 (d, J=9.5Hz, 1H), 6.86 (dd, J=2.6Hz and 8.6Hz, 1H), 6.93 (dd, J=2.6Hz and 13.0Hz, 1H), 7.20-7.25 (m, 1H), 7.28 (dd, J=2.0Hz and 8.6Hz, 1H), 7.37-7.42 (m, 1H), 7.45 (dd, J=2.0Hz and 10.1Hz, 1H), 7.63-7.67 (m, 1H), 7.97 (d, J=2.3Hz, 1H).
<b>6-31</b>	<sup>1</sup> H NMR (500MHz, DMSO-d <sup>6</sup> ) δ 3.76 (s, 3H), 3.80 (s, 3H), 5.18 (s, 2H), 6.49 (d, J=9.5Hz, 1H), 6.98 (d, J=8.3Hz, 1H), 7.07 (dd, J=2.1Hz and 8.3Hz, 1H), 7.12 (d, J=2.1Hz, 1H), 7.13-7.18 (m, 1H), 7.27 (dd, J=1.9Hz and 8.3Hz, 1H), 7.46 (dd, J=2.1Hz and 10.1Hz, 1H), 7.87 (dd, J=2.6Hz and 9.5Hz, 1H), 8.14 (d, J=2.6Hz, 1H).
<b>6-35</b>	<sup>1</sup> H NMR (300MHz, DMSO-d <sup>6</sup> ) δ 1.01-1.14 (m, 3H), 3.64-3.79 (m, 2H), 3.82-3.91 (m, 1H), 4.72-4.83 (m, 1H), 5.02-5.13 (m, 2H), 6.33-6.45 (m, 1H), 6.79-6.95 (m, 2H), 7.06-7.20 (m, 2H), 7.29-7.43 (m, 3H), 7.70-7.78 (m, 1H), 7.97-8.05 (m, 1H).
<b>6-38</b>	<sup>1</sup> H NMR (300MHz, DMSO-d <sup>6</sup> ) δ 2.02 (p, J=5.1Hz, 2H), 4.05 (q, J=5.5Hz, 4H), 5.08 (s, 2H), 6.39 (d, J=9.0Hz, 1H), 6.91 (d, J=9.0Hz, 1H), 7.03-7.20 (m, 4H), 7.37 (dd, J=3Hz, J=9.0Hz, 1H), 7.74 (dd, J=3.0, J=9Hz, 1H), 8.08 (d, J=3.0Hz, 1H).
<b>6-39</b>	<sup>1</sup> H NMR (300MHz, CDCl <sub>3</sub> ) δ 3.84 (s, 3H), 5.19 (s, 2H), 6.53 (d, J=9.6Hz, 1H), 7.17-7.27 (m, 2H), 7.27-7.33 (3H), 7.45 (dd, J=2.1Hz and 9.9Hz, 1H), 7.58-7.66 (m, 2H), 7.88 (dd, J=2.7Hz and 9.9Hz, 1H), 8.23 (d, J=2.7Hz, 1H).
<b>6-40</b>	<sup>1</sup> H NMR (300MHz, CDCl <sub>3</sub> ) δ 2.16 (s, 3H), 4.83 (s, 2H), 5.18 (s, 2H), 6.50 (d, J=9.3Hz, 1H), 6.93-7.02 (m, 2H), 7.15-7.24 (m, 1H), 7.27 (dd, J=2.1Hz and 8.7Hz, 1H), 7.42-7.51 (3H), 7.83 (dd, J=2.4Hz and 9.3Hz, 1H), 8.11 (d, J=2.4Hz, 1H).
<b>6-41</b>	<sup>1</sup> H NMR (300MHz, CDCl <sub>3</sub> ) δ 3.70 (s, 3H), 4.83 (s, 2H), 5.18 (s, 2H), 6.50 (d, J=9.3Hz, 1H), 6.95-7.02 (m, 2H), 7.14-7.24 (m, 1H), 7.27 (dd, J=2.1Hz and 8.4Hz, 1H), 7.43-7.51 (3H), 7.83 (dd, J=2.4Hz and 9.3Hz, 1H), 8.12 (d, J=2.4Hz, 1H).
<b>6-45</b>	<sup>1</sup> H NMR (300MHz, CDCl <sub>3</sub> ) δ 2.14-2.27 (m, 2H), 2.56 (s, 6H), 2.82-2.92 (m, 2H), 4.08 (t, J=6.0Hz, 2H), 5.18 (s, 2H), 6.65 (d, J=9.6Hz, 1H), 6.88-6.95 (m, 2H), 7.08-7.12 (m, 1H), 7.12-7.15 (m, 1H), 7.26-7.31 (m, 2H), 7.43-7.51 (2H), 7.56 (dd, J=2.7Hz and 9.6Hz, 1H).
<b>6-46</b>	<sup>1</sup> H NMR (300MHz, CDCl <sub>3</sub> ) δ 5.19 (s, 2H), 5.20 (s, 2H), 6.52 (d, J=9.5Hz, 1H), 7.11-7.16 (m, 2H), 7.18-7.23 (m, 1H), 7.27 (dd, J=2.0Hz and 8.4Hz, 1H), 7.46 (dd, J=2.0Hz and 10.1Hz, 1H), 7.55-7.60 (m, 2H), 7.86 (dd, J=2.7Hz and 9.5Hz, 1H), 8.16 (d, J=2.7Hz, 1H).
<b>6-48</b>	<sup>1</sup> H NMR (300MHz, CDCl <sub>3</sub> ) δ 2.43-2.56 (m, 2H), 2.57-2.80 (m, 1H), 2.83-3.01 (m, 2H), 3.16-3.29 (m, 2H), 3.50-3.55 (m, 1H), 3.99 (d, J=3.3Hz, 1H), 4.03 (d, J=3.3Hz, 1H), 4.10-4.17 (m, 2H), 4.27-4.40 (m, 2H), 5.26 (s, 2H), 6.93 (d, J=8.7Hz, 2H), 7.10-7.16 (m, 1H), 7.17 (d, J=8.7Hz, 2H), 7.33 (d, J=8.7Hz, 2H), 7.48-7.56 (m, 1H), 7.65-7.69 (m, 1H), 7.73 (dd, J=2.7Hz and 9.6Hz, 1H).
<b>6-50</b>	<sup>1</sup> H NMR (300MHz, CDCl <sub>3</sub> ) δ 5.11 (s, 2H), 5.18 (s, 2H), 6.66 (d, J=9.2Hz, 1H), 7.01 (d, J=8.7Hz, 2H), 7.08-7.16 (m, 2H), 7.27-7.40 (4H), 7.43-7.53 (m, 2H), 7.54-7.63 (m, 1H), 7.80 (d, J=9.2Hz, 1H), 8.55-8.79 (m, 1H).
<b>6-51</b>	<sup>1</sup> H NMR (300MHz, DMSO-d <sup>6</sup> ) δ 3.87 (s, 3H), 5.17 (s, 2H), 6.53 (d, J=9.5Hz, 1H), 6.89 (d, J=8.7Hz, 1H), 7.17-7.24 (m, 1H), 7.27 (dd, J=2.0Hz and 8.4Hz, 1H), 7.46 (dd, J=2.0Hz and 10.2Hz, 1H), 7.84-7.94 (m, 2H), 8.20 (d, J=2.6Hz, 1H), 8.38 (d, J=2.3Hz, 1H).
<b>6-53</b>	<sup>1</sup> H NMR (300MHz, DMSO-d <sup>6</sup> ) δ 3.16 (s, 3H), 3.99 (t, J=5.6Hz, 2H), 5.18 (s, 2H), 5.75 (s, 1H), 6.51 (d, J=9.5Hz, 1H), 7.00 (d, J=8.7Hz, 2H), 7.15-7.23 (m, 1H), 7.23-7.29 (m, 1H), 7.43-7.53 (m, 3H), 7.84 (dd, J=2.8Hz and 9.5Hz, 1H), 8.09-8.20 (m, 1H).
<b>6-54</b>	<sup>1</sup> H NMR (300MHz, CDCl <sub>3</sub> ) δ 1.92 (s, 3H), 3.40 (q, J=6.4Hz, 2H), 3.98 (t, J=5.9Hz, 2H), 5.11 (s, 2H), 6.59 (d, J=9.5Hz, 1H), 6.85 (d, J=8.7Hz, 2H), 7.02-7.07 (m, 2H), 7.18-7.23 (m, 4H), 7.37-7.52 (m, 3H).



Co.Nr	NMR-data
<b>6-64</b>	<sup>1</sup> H NMR (300MHz, DMSO-d <sup>6</sup> ) δ 3.59 (s, 2H), 5.05-5.12 (m, 2H), 6.39-6.46 (m, 1H), 6.73 (d, J= 8.7Hz, 1H), 6.78 (s, 1H), 7.02-7.23 (m, 4H), 7.27 (d, J=8.7Hz, 1H), 7.34-7.46 (m, 3H), 7.63-7.80 (m, 1H), 7.95 (s, 1H), 8.06 (s, 1H), 9.46 (bs, 1H).
<b>6-65</b>	<sup>1</sup> H NMR (300MHz, CDCl <sub>3</sub> ) δ 3.00-3.60 (br. s, 1H), 5.18 (s, 2H), 5.35 (s, 2H), 6.50 (d, J=9.5Hz, 1H), 7.11-7.17 (m, 2H), 7.18-7.23 (m, 1H), 7.27 (dd, J=2.0Hz and 8.4Hz, 1H), 7.45 (dd, J=2.0Hz and 10.2Hz, 1H), 7.47-7.60 (m, 2H), 7.84 (dd, J=2.7Hz and 9.5Hz, 1H), 8.13 (d, J=2.7Hz, 1H).
<b>6-69</b>	<sup>1</sup> H NMR (500MHz, DMSO-d <sup>6</sup> ) δ 5.21 (s, 2H), 6.55 (d, J=9.5Hz, 1H), 7.19-7.24 (m, 1H), 7.26-7.30 (m, 1H), 7.43-7.49 (m, 2H), 7.57 (dd, J=1.8Hz and 8.6Hz, 1H), 7.80 (d, J=5.4Hz, 1H), 7.95 (dd, J=2.7Hz and 9.4Hz, 1H), 8.05 (d, J=8.4Hz, 1H), 8.07 (d, J=1.6Hz, 1H), 8.28 (d, J=2.3Hz, 1H).
<b>6-76</b>	<sup>1</sup> H NMR (500MHz, CDCl <sub>3</sub> ) δ 2.57 (s, 3H), 3.70 (s, 3H), 5.10 (s, 2H), 6.52 (d, J=9.5Hz, 1H), 6.89 (d, J=8.7Hz, 2H), 7.35 (d, J=8.7Hz, 2H), 7.72 (d, J=8.7Hz, 2H), 7.90 (dd, J=2.7Hz and 9.5Hz, 1H), 7.97 (d, J=8.7Hz, 2H), 8.42 (d, J=2.7Hz, 1H).
<b>7-01</b>	<sup>1</sup> H NMR (DMSO-d <sup>6</sup> ) δ 8.31 (s, 1H); 7.56 (dd, 1H); 7.41-7.40 (m, 1H); 7.32 (dd, 1H); 7.20-7.13 (m, 3H); 7.03 (m, 2H); 6.98-6.96 (m, 1H); 5.12 (s, 2H); 3.76 (s, 3H).
<b>7-02</b>	<sup>1</sup> H NMR (500MHz, DMSO-d <sup>6</sup> ) δ 5.12 (s, 2H), 6.50 (d, J=9.4Hz, 1H), 7.11-7.20 (3H), 7.37-7.43 (m, 1H), 7.51 (dd, J=5.0Hz and 8.0Hz, 1H), 7.58 (dd, J=2.5Hz and 9.4Hz, 1H), 7.96-8.00 (m, 1H), 8.37 (d, J=2.4Hz, 1H), 8.59 (dd, J=1.6Hz and 5.0Hz, 1H), 8.73 (d, J=2.1Hz, 1H).
<b>7-03</b>	<sup>1</sup> H NMR (500MHz, DMSO-d <sup>6</sup> ) δ 3.00 (t, J=6.7Hz, 2H), 4.18 (t, J=6.7Hz, 2H), 5.01 (s, 2H), 5.84 (d, J=2.7Hz, 1H), 5.95 (dd, J=2.7Hz and 7.6Hz, 1H), 7.03-7.11 (3H), 7.18-7.25 (m, 1H), 7.29 (d, J=4.7Hz, 4H), 7.32-7.38 (m, 1H), 7.66 (d, J=7.6Hz, 1H).
<b>7-06</b>	<sup>1</sup> H NMR (500MHz, CDCl <sub>3</sub> ) δ 2.65 (t, J=7.4Hz, 2H), 2.79 (t, J=7.4Hz, 2H), 3.76 (s, 3H), 4.98 (s, 2H), 6.59 (d, J=9.2Hz, 1H), 6.60-6.65 (2H), 6.72-6.75 (m, 1H), 6.79-6.82 (m, 1H), 6.90-6.94 (m, 1H), 6.99 (d, J=2.0Hz and 9.6Hz, 1H), 7.13-7.18 (m, 1H), 7.23 (dd, J=2.5Hz and 9.2Hz, 1H), 7.31-7.36 (m, 1H).
<b>7-07</b>	<sup>1</sup> H NMR (300MHz, CDCl <sub>3</sub> ) δ 3.64 (s, 2H), 3.70 (s, 3H), 5.06 (s, 2H), 6.58-6.62 (m, 1H), 6.77-6.86 (m, 3H), 6.99-7.07 (m, 4H), 7.14-7.20 (m, 1H), 7.27-7.40 (m, 1H).
<b>7-08</b>	<sup>1</sup> H NMR (300 MHz, CDCl <sub>3</sub> ) δ 1.76-1.93 (m, 2H), 2.30-2.46 (m, 2H), 2.52-2.70 (m, 2H), 5.09 (s, 2H), 6.54 (d, J=9.2Hz, 1H), 7.04-7.35 (9H), 7.35-7.50 (m, 1H).
<b>7-11</b>	<sup>1</sup> H NMR (300MHz, CDCl <sub>3</sub> ) δ 1.42-1.59 (m, 4H), 2.25-2.35 (m, 2H), 2.47-2.56 (m, 2H), 3.72 (s, 3H), 5.01 (s, 2H), 6.48 (m, 1H), 6.62-6.72 (m, 3H), 7.00-7.25 (m, 5H), 7.29-7.37 (m, 1H).
<b>7-15</b>	<sup>1</sup> H NMR (DMSO-d <sup>6</sup> ) δ 7.77 (m, 1H); 7.59-7.57 (m, 1H); 7.44-7.43 (m, 1H); 7.28 (m, 7H); 7.22-7.18 (m, 4H); 6.81 (m, 1H); 5.53 (s, 2H )
<b>7-16</b>	<sup>1</sup> H NMR (DMSO-d <sup>6</sup> ) δ 8.27 (m, 1H); 7.55-7.47 (m, 3H); 7.40-7.3 (m, 8H); 6.47 (m, 1H); 5.12 (s, 2H).
<b>8-02</b>	<sup>1</sup> H NMR (300MHz, DMSO-d <sup>6</sup> ) δ 0.93 (d, 6H), 1.49-1.62 (m, 3H), 3.02 (s, 3H), 3.91-4.00 (m, 2H), 6.48 (d, J=9.4Hz, 1H), 7.10-7.18 (m, 1H), 7.28-7.42 (m, 3H), 7.70 (dd, J=2.6Hz, 9.4Hz, 1H), 8.03 (d, J=2.6Hz, 1H), 9.78 (s, 1H).
<b>9-01</b>	<sup>1</sup> H NMR (DMSO-d <sup>6</sup> ) δ 7.80 (d, 1H, J=2.5 Hz); 7.36 (d, 1H, J=2.5 Hz); 7.33-7.31 (m, 1H); 7.27-7.26 (m, 3H); 7.15 (m, 1H); 7.06 (m, 2H); 6.94 (m, 2H); 5.23 (s, 2H); 3.83 (s, 3H).
<b>9-03</b>	<sup>1</sup> H NMR (300MHz, CDCl <sub>3</sub> ) δ 5.17 (s, 2H), 5.23 (s, 2H), 6.65 (d, J=9.4Hz, 1H), 7.02 (d, J=8.7Hz, 2H), 7.08-7.15 (m, 2H), 7.25-7.31 (m, 4H), 7.42-7.61 (m, 3H), 7.71-7.76 (m, 1H), 8.54 (s, 1H).
<b>9-07</b>	<sup>1</sup> H NMR (500MHz, CDCl <sub>3</sub> ) δ 2.26 (s, 3H), 3.83 (s, 3H), 5.23 (s, 2H), 6.92 (d, J=8.8Hz, 2H), 7.29 (d, J=8.8Hz, 2H), 7.30-7.37 (m, 6H), 7.47 (m, 1H).



Co.Nr	NMR-data
<b>9-08</b>	<sup>1</sup> H NMR (300MHz, DMSO-d <sup>6</sup> ) δ 3.77 (s, 3H), 4.37 (d, J=5.8Hz, 2H), 5.12-5.19 (3H), 7.00 (d, J=8.9Hz, 2H), 7.35-7.43 (m, 4H), 7.44-7.52 (m, 2H), 7.72-7.76 (m, 1H), 8.07-8.10 (m, 1H).
<b>9-10</b>	<sup>1</sup> H NMR (300MHz, CDCl <sub>3</sub> ) δ 3.83 (s, 3H), 3.87 (s, 3H), 5.22 (s, 2H), 6.82 (d, J=2.3Hz, 1H), 6.95 (d, J=8.7Hz, 2H), 7.07-7.12 (m, 2H), 7.13-7.15 (m, 1H), 7.32 (d, J=9.0Hz, 2H), 7.47-7.55 (m, 1H).
<b>9-12</b>	<sup>1</sup> H NMR (500MHz, CDCl <sub>3</sub> ) δ 2.08 (s, 3H), 3.83 (s, 3H), 5.16 (s, 2H), 6.53 (s, 1H), 6.91 (d, J=8.7Hz, 2H), 7.09 (s, 1H), 7.11 (d, J=8.7Hz, 2H), 7.28-7.37 (m, 5H).
<b>9-13</b>	<sup>1</sup> H NMR (500MHz, CDCl <sub>3</sub> ) δ 2.09 (s, 3H), 5.14 (s, 2H), 6.51 (s, 1H), 7.10 (dd, J=9.8Hz, J=2.0Hz, 1H), 7.13 (dd, J=8.4Hz, J=2.5Hz, 1H), 7.23 (m, 3H), 7.39 (m, 3H), 7.48 (t, J=8.2Hz, 1H).
<b>9-14</b>	<sup>1</sup> H NMR (500MHz, CDCl <sub>3</sub> ) δ 2.08 (s, 3H), 3.84 (s, 3H), 5.12 (s, 2H), 6.49 (s, 1H), 6.93 (d, J=8.8Hz, 2H), 7.13 (m, 4H), 7.19 (s, 1H), 7.48 (t, J=8.2Hz, 1H).
<b>9-16</b>	<sup>1</sup> H NMR (300MHz, CDCl <sub>3</sub> ) δ 1.64 (s, 2H), 2.07 (s, 3H), 3.83 (s, 3H), 5.12 (s, 2H), 6.48 (s, 1H), 6.93 (d, J=9.0Hz, 2H), 7.13-7.28 (m, 5H), 7.40-7.46 (m, 1H).
<b>9-17</b>	<sup>1</sup> H NMR (300MHz, CDCl <sub>3</sub> ) δ 2.65 (t, J=6.7Hz, 2H), 3.25 (s, 3H), 3.44 (t, J=6.7Hz, 2H), 3.82 (s, 3H), 5.09 (s, 2H), 6.58 (s, 1H), 6.90 (d, J=8.7Hz, 2H), 7.06 (s, 1H), 7.11 (d, J=8.7Hz, 2H), 7.23-7.32 (4H).
<b>9-18</b>	<sup>1</sup> H NMR (300 MHz, CDCl <sub>3</sub> ) δ 3.78 (s, 3H), 3.82 (s, 3H), 5.11 (s, 2H), 5.99 (s, 1H), 6.88-6.95 (m, 2H), 7.08-7.15 (m, 2H), 7.20-7.30 (m, 3H), 7.40-7.50 (m, 1H).
<b>10-28</b>	<sup>1</sup> H NMR (300 MHz, DMSO-d <sup>6</sup> ) δ 0.92 (d, J=5.6Hz, 6H), 1.48-1.63 (m, 3H), 3.90-4.02 (m, 2H), 6.72 (d, J=7.2Hz, 1H), 7.32 (d, J=8.4Hz, 1H), 7.96-8.04 (m, 2H), 8.08 (d, J=7.2Hz, 1H).
<b>11-03</b>	<sup>1</sup> H NMR (500MHz, DMSO-d <sup>6</sup> ) δ 3.80 (s, 3H), 5.11 (s, 2H), 6.62 (dd, J=2.1Hz and 7.2Hz, 1H), 6.66 (d, J=2.0Hz, 1H), 7.02 (d, J=8.9Hz, 2H), 7.09-7.17 (m, 3H), 7.36-7.42 (m, 1H), 7.70 (dd, J=2.1Hz and 6.8Hz, 2H), 7.85 (d, J=7.1Hz, 1H).
<b>12-06</b>	<sup>1</sup> H NMR (300 MHz, DMSO-d <sup>6</sup> ) δ 3.78 (s, 3H), 5.12 (s, 2H), 7.00 (d, J=9.0Hz 2H), 7.40-7.50 (m, 4H), 7.77 (d, J=9.0Hz, 2H), 8.14 (s, 1H), 8.39 (s, 1H).
<b>13-01</b>	<sup>1</sup> H NMR (DMSO-d <sup>6</sup> ) δ 5.16 (s, 2H), 6.67 (d, J=7.2Hz, 1H), 7.14-7.18 (m, 2H), 7.37-7.39 (m, 2H), 7.51 (m, 1H), 7.60 (d, J=7.2 Hz, 1H), 7.66 (m, 1H), 7.71 (m, 1H), 8.23 (m, 1H).
<b>13-05</b>	<sup>1</sup> H NMR (300 MHz, DMSO-d <sup>6</sup> ) δ 0.96 (t, J=7.4Hz, 3H), 1.40-1.72 (br. s, 1H), 1.72-1.87 (m, 2H), 2.99 (t, J=7.2Hz, 2H), 3.47 (t, J=6.9Hz, 2H), 3.95 (t, J=7.4Hz, 2H), 6.35-6.47 (m, 1H), 6.79 (d, J=8.4Hz, 2H), 6.99-7.12 (m, 4H), 7.34-7.42 (m, 1H), 7.91-8.02 (m, 1H).
<b>13-06</b>	<sup>1</sup> H NMR (300MHz, CDCl <sub>3</sub> ) δ 0.90 (t, J=7.7Hz, 3H), 1.74 (q, J=8.5Hz, 2H), 3.06 (t, J=6.6Hz, 2H), 3.73 (s, 3H), 3.89 (t, J=7.4Hz, 2H), 4.17 (t, J=6.6Hz, 2H), 6.75-6.83 (m, 3H), 6.98 (t, J=7.2Hz, 2H), 7.18 (d, J=8.2Hz, 2H), 7.29 (t, J=8.2Hz, 1H), 7.92 (d, J=8.2Hz, 1H).
<b>14-01</b>	<sup>1</sup> H NMR (300 MHz, CDCl <sub>3</sub> ) δ 0.83 (t, J=7.4Hz, 3H), 1.55-1.70 (m, 2H), 2.75-2.90 (4H), 3.72 (s, 3H), 3.81 (t, J=7.3Hz, 2H), 6.60 (s, 1H), 6.75 (d, J=8.7Hz, 2H), 6.97 (d, J=8.6Hz, 2H), 7.40-7.50 (m, 1H), 7.62-7.68 (m, 2H), 8.40-8.45 (m, 1H).
<b>15-04</b>	<sup>1</sup> H NMR (300MHz, CDCl <sub>3</sub> ) δ 5.52 (s, 2H), 6.80 (d, J=9.5Hz, 1H), 7.13-7.24 (4H), 7.25-7.30 (m, 2H), 7.40-7.48 (m, 1H), 7.58 (dd, J=1.5Hz and 7.9Hz, 1H), 7.75 (d, J=9.5Hz, 1H).
<b>16-01</b>	<sup>1</sup> H NMR (500MHz, DMSO-d <sup>6</sup> ) δ 3.95 (d, J=5.9Hz, 2H), 5.03 (s, 2H), 5.97-6.02 (m, 1H), 6.40 (d, J=9.3Hz, 1H), 6.50-6.55 (m, 1H), 6.57 (d, J=7.7Hz, 2H), 7.01-7.06 (m, 2H), 7.28 (d, J=8.5Hz, 2H), 7.35-7.39 (m, 2H), 7.44 (dd, J=2.5Hz and 9.3Hz, 1H), 7.77 (d, J=2.1Hz, 1H).

Co.Nr	NMR-data
16-02	<sup>1</sup> H NMR (500MHz, DMSO-d <sup>6</sup> ) δ 3.69 (s, 3H), 4.74 (s, 2H), 5.07 (s, 2H), 6.45 (d, J=9.3Hz, 1H), 6.82-6.87 (m, 2H), 6.88-6.93 (m, 2H), 7.29 (d, J=8.5Hz, 2H), 7.40 (d, J=8.5Hz, 2H), 7.52 (dd, J=2.5Hz and 9.0Hz, 1H), 7.93 (d, J=2.3Hz, 1H).
16-03	<sup>1</sup> H NMR (500MHz, DMSO-d <sup>6</sup> ) δ 4.80 (s, 2H), 5.06 (s, 2H), 6.45 (d, J=9.3Hz, 1H), 6.91-6.96 (m, 1H), 6.96-6.99 (m, 2H), 7.12-7.17 (m, 1H), 7.25-7.30 (m, 2H), 7.36-7.43 (m, 2H), 7.53 (dd, J=2.5Hz and 9.3Hz, 1H), 7.99 (d, J=2.3Hz, 1H).
16-04	<sup>1</sup> H NMR (500MHz, DMSO-d <sup>6</sup> ) δ 4.82 (s, 2H), 5.10 (s, 2H), 6.45 (d, J=9.4Hz, 1H), 6.91-6.96 (m, 1H), 6.97 (d, J=7.8Hz, 2H), 7.13-7.19 (m, 1H), 7.24-7.30 (3H), 7.45 (dd, J=2.3Hz and 10.1Hz, 1H), 7.55 (dd, J=2.3Hz and 9.3Hz, 1H), 7.90 (d, J=2.3Hz, 1H).
16-05	<sup>1</sup> H NMR (300MHz, CDCl <sub>3</sub> ) δ 3.71 (s, 3H), 4.67 (s, 2H), 5.05 (s, 2H), 6.39-6.58 (m, 4H), 7.01-7.06 (m, 2H), 7.12 (t, J=8.2Hz, 1H), 7.19 (s, 1H), 7.32-7.38 (m, 2H).
16-06	<sup>1</sup> H NMR (300MHz, CDCl <sub>3</sub> ) δ 1.91 (p, J=7.7Hz, 2H), 2.49 (t, J=7.4Hz, 2H), 3.85 (t, J=5.9Hz, 2H), 4.98 (s, 2H), 6.49 (d, J=9.2Hz, 1H), 6.78 (d, J=8.7Hz, 2H), 6.86-7.24 (m, 7H), 7.30 (t, J=8.4Hz, 1H).
16-08	<sup>1</sup> H NMR (300MHz, CDCl <sub>3</sub> ) δ 0.89 (d, J=6.1Hz, 6H), 1.18-1.23 (m, 1H), 1.52-1.61 (m, 2H), 3.71 (s, 3H), 3.86 (t, J=7.9Hz, 2H), 4.65 (s, 2H), 6.52 (d, J=9.2Hz, 1H), 6.75-6.82 (m, 4H), 7.19-7.26 (m, 1H), 7.30 (dd, J=2.4Hz, J=9.2Hz, 1H).



## PHARMACOLOGY

The compounds provided in the present invention are positive allosteric modulators of mGluR2. As such, these compounds do not appear to bind to the orthosteric glutamate recognition site, and do not activate the mGluR2 by themselves. Instead, the response  
5 of mGluR2 to a concentration of glutamate or mGluR2 agonist is increased when compounds of Formula (I) are present. Compounds of Formula (I) are expected to have their effect at mGluR2 by virtue of their ability to enhance the function of the receptor. The behavior of positive allosteric modulators, more particular the ones described by Formula (I), at mGluR2 is shown in Example A, which is suitable for the identification  
10 of such compounds.

### **EXAMPLE A**

#### **[<sup>35</sup>S]GTPγS binding assay**

The [<sup>35</sup>S]GTPγS binding is a functional membrane-based assay used to study G-protein  
15 coupled receptor (GPCR) function. This method is using a binding assay to assess the initial step in receptor-mediated G protein activation in membranes prepared from cells expressing recombinant GPCR or using membranes from discrete area of the rat brain. In brief, the assay is measuring the activation of G proteins by catalyzing the exchange of guanosine 5'-diphosphate (GDP) by guanosine 5'-triphosphate (GTP) at the α  
20 subunit. The GTP-bounded G proteins dissociate into two subunits, Gα-GTP and Gβγ, which in turn regulate intracellular enzymes and ion channels. GTP is rapidly hydrolysed by the Gα-subunit (GTPases) and the G protein is deactivated and ready for new GTP exchange cycle (Harper (1998) Curr Protoc Pharmacol 2.6.1-10, John Wiley & Sons, Inc.). [<sup>35</sup>S]GTPγS, a non-hydrolyzed analogue of GTP, is used for this  
25 purpose.

This method is widely used to study receptor activation of G protein in membranes prepared from rat brain tissue, including mGluR2 receptors (Schaffhauser et al 2003, Pinkerton et al, 2004). mGluR2 receptors are expressed in the rat brain cortex (Mutel et al (1998) J. Neurochem. 71:2558-64; Schaffhauser et al (1998) Mol. Pharmacol.  
30 53:228-33) and are coupled to Gαi-protein, a preferential coupling for this method. The



study of the pharmacological characterisation of metabotropic glutamate receptor-mediated high-affinity GTPase activity (Nishi et al (2000) Br. J. Pharmacol. 130:1664-1670) showed that the activation of G-proteins in rat cerebral cortical membranes is mediated by group II mGluRs, and in particular by mGluR2.

- 5 [35S]GTPγS binding assay using cortical rat brain membranes preparation was used and adapted from Schaffhauser et al ((2003) Mol. Pharmacol. 4:798-810) for the detection of the positive allosteric modulator properties of the compounds of this invention on native rat mGluR2. In order to eliminate the possible interference with group III Gαi-protein coupled mGluRs (mGluR4, mGluR7, mGluR8; mGluR6 is not expressed in the  
10 cortex (Laurie et al (1997) Neuropharmacol. 36:145-52)), the potentiation of the response to a selective mGluR2 agonist, such as DCG-IV (Cartmell et al. (1998) Br. J. Pharmacol. 123(3):497-504) or LY379268 (Monn et al. (1999) J. Med. Chem 42:1027-40), by compounds described in the present invention was performed.

- Membrane preparation.** Cortices were dissected out from brains of 200-300 g  
15 Sprague-Dawley rats (Charles River Laboratories, L'Arbresle, France). Tissues were homogenized in 6 volumes (vol/wt) of 10% sucrose at 4°C using a glass-teflon homogenizer. The homogenate was centrifuged at 1250g for 10 min, and the supernatant was centrifuged at 40,000g for 20 min (4°C). The pellet was resuspended in 25 ml water using a Polytron disrupter (Kinematica AG, Luzern, Switzerland) and  
20 centrifuged for 10 min at 3000 g. (4°C). The supernatant was centrifuged at 40,000g for 20 min (4°C). The supernatant was discarded and the pellet washed twice by resuspension in 10 volumes 5 mM HEPES-KOH, pH 7.4. The homogenate was frozen and thawed twice and centrifuged at 40,000g for 20 min. The final pellet was resuspended in 5 mM HEPES-KOH, pH 7.4 and stored at -80°C before its use. Protein  
25 concentration was determined by the Bradford method (Bio-Rad protein assay, Reinach, Switzerland) with bovine serum albumin as standard.

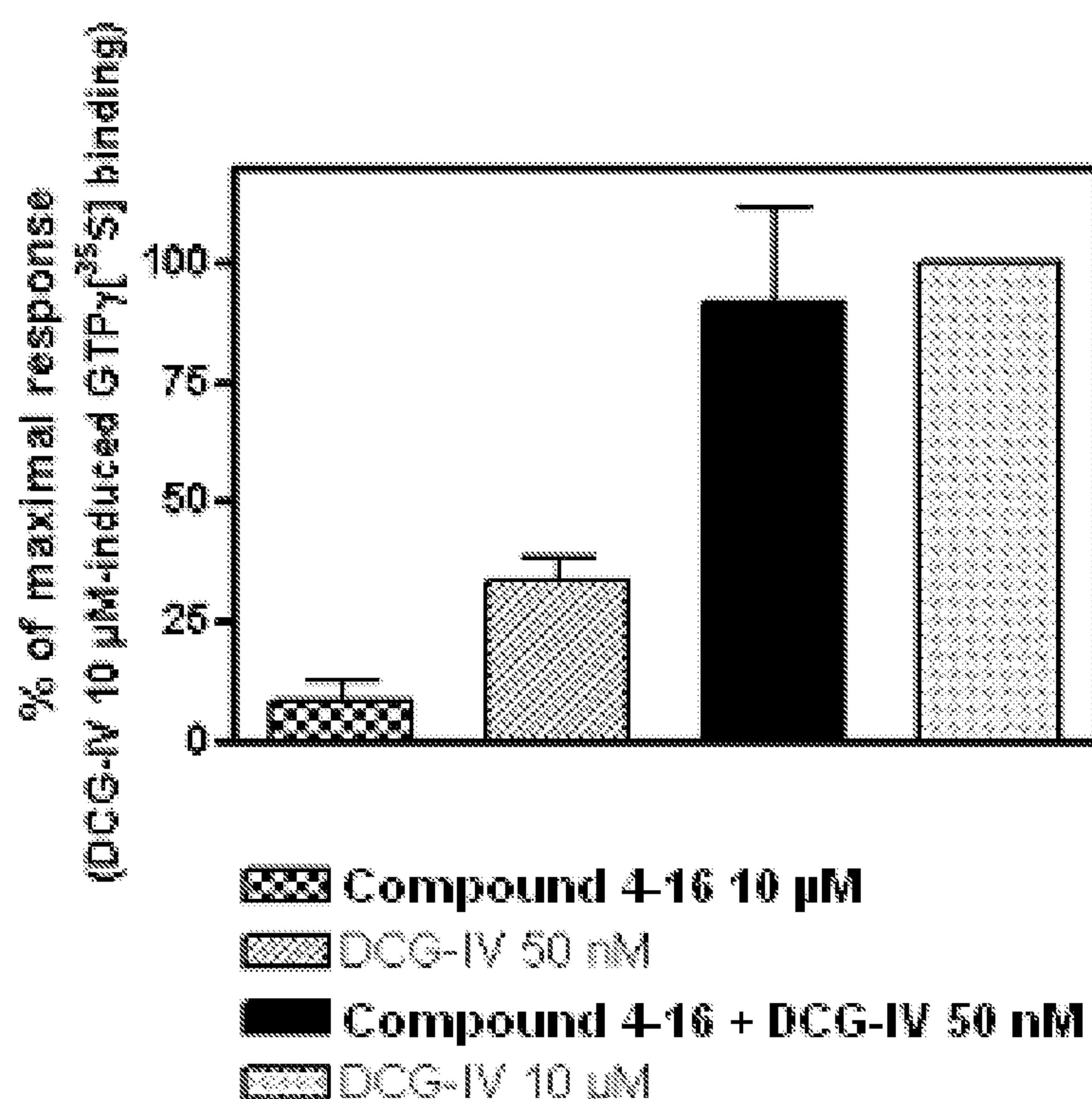
- [35S]GTPγS binding assay.** Measurement of mGluR2 positive allosteric modulators properties in rat cortical membranes was performed as follows: rat cortical membrane (1.5 μg) were incubated in 96-well microplates for 15 min at 30°C in assay buffer (50  
30 mM HEPES pH 7.4, 100 mM NaCl, 5 mM MgCl<sub>2</sub>, 10 μM GDP, 10 μg/ml saponin, EGTA 0.2 mM) with increasing concentrations of positive allosteric modulator (from 1

nM to 10  $\mu$ M) and a minimal concentration of DCG-IV or LY379268, a selective mGluR2 agonist, that has been determined in previous experiments and that corresponds to the  $EC_{20}$ , a concentration that gives 20 % of the maximal response of the agonist, and is in accordance to published data (Pin et al. (1999) Eur. J. Pharmacol. 375:277-294). Likewise, 10-point concentration-response curves of an mGluR2 selective agonist such as DCG-IV or LY379268, were tested in the absence or in the presence of 3 or 10  $\mu$ M of positive allosteric modulator in order to detect a leftward-shift of the concentration-response curve of the agonist (appreciated by a decrease in the  $EC_{50}$ ) and/or an increase of its maximal efficacy. After addition of 0.1 nM  $[^{35}S]GTP\gamma S$  to achieve a total reaction volume of 200  $\mu$ l, microplates were shaken for 1 min and further incubated at 30°C for 30 min. The incubation was stopped by rapid vacuum filtration over glass-fiber filter plates (Unifilter 96-well GF/C filter plates, Perkin-Elmer, Schwerzenbach, Switzerland) microplate using a 96-well plate cell harvester (Filtermate, Perkin-Elmer, Downers Grove, USA). The Unifilter plate was washed three times with 300  $\mu$ l of ice-cold wash buffer (20 mM HEPES pH 7.4, 100 mM NaCl). When filters are dried, 40  $\mu$ l of liquid scintillation cocktail (Microscint 20) was added to each well. The amount of membrane-bound  $[^{35}S]GTP\gamma S$  is measured using a 96-well plate reader (Top-Count, Perkin-Elmer, Downers Grove, USA). Non specific  $[^{35}S]GTP\gamma S$  binding is determined in the presence of 10  $\mu$ M of GTP.

**Data analysis.** The concentration-response curves of representative compounds of the present invention in the presence of  $EC_{20}$  of mGluR2 agonist were generated using the Prism Graph-Pad program (Graph Pad Software Inc, San Diego, USA). The curves were fitted to a four-parameter logistic equation ( $Y=Bottom + (Top-Bottom)/(1+10^{((LogEC_{50}-X)*Hill\ Slope)})$ ) allowing determination of  $EC_{50}$  values. Each curve was performed using triplicate sample per data point and 10 concentrations. The concentration-response curves of a selective mGluR2 agonist in the absence or in the presence of representative compounds of the present invention were also generated using Prism Graph-Pad program (Graph Pad Software Inc, San Diego, USA). The curves were fitted to a four-parameter logistic equation ( $Y=Bottom + (Top-Bottom)/(1+10^{((LogEC_{50}-X)*Hill\ Slope)})$ ) allowing determination of  $EC_{50}$  values of the selective mGluR2 agonist. Each curve was performed using triplicate sample per data point and 10 concentrations.



Data presented in the Figure C below represent the ability of 10  $\mu$ M of Compound 4-16 to increase the  $[GTP\gamma^{35}S]$  binding induced by 50 nM of DCG-IV, an mGluR2 agonist. Said compound has no statistically significant agonistic activity when tested in the absence of 50 nM DCG-IV, as compared to buffer value (0% of maximal response).  
 5 Instead, when compounds are added together with an mGluR2 agonist like glutamate or DCG-IV, the effect measured is significantly potentiated compared to the effect of the agonist alone at the same concentration. Each bar graph is the mean and S.E.M. of triplicate data points and is representative of three independent experiments.



10

**Figure C**

Table 19 shows representative compounds of the present invention that were clustered into three classes according to their ability to leftward-shift the concentration-response curve of a selective mGluR2 agonist such as LY379268 and/or to increase its maximal efficacy.  
 15



-205-

Table 19: Activity data for selected compounds

Compound no.	Activity
15-04	+
7-02	+
11-03	+
9-18	+
12-06	+
7-14	+
15-02	+
9-17	+
13-01	++
2-32	++
2-55	++
3-02	++
6-16	++
6-73	++
3-17	++
2-61	++
16-07	++
9-04	++
4-20	+++
4-47	+++
6-65	+++
9-06	+++
5-13	+++
10-28	+++
13-04	+++
13-05	+++
10-30	+++

(+) : left-ward shift of agonist mGluR<sup>2</sup> concentration-response curve [ $< 2$ ]

(++) : left-ward shift of agonist mGluR<sup>2</sup> concentration-response curve [2- to 3.5-fold]

(+++): left-ward shift of agonist mGluR<sup>2</sup> concentration-response curve [ $> 3.5$ ]

5 Thus, the positive allosteric modulators provided in the present invention are expected to increase the effectiveness of glutamate or mGluR<sup>2</sup> agonists at mGluR<sup>2</sup>, and therefore, these positive allosteric modulators are expected to be useful for treatment of various neurological and psychiatric disorders associated with glutamate dysfunction described to be treated herein and others that can be treated by such

10 positive allosteric modulators. As an example, there is provided for the use of a compound in combination with an orthosteric agonist mGluR<sup>2</sup> for the manufacture of a medicament for treating or preventing a condition in a mammal, the treatment or prevention of which is affected or facilitated by the neuromodulatory effect of mGluR<sup>2</sup> allosteric modulators.

## EXAMPLE B

### Animal Models of Schizophrenia

**Phencyclidine (PCP) model of schizophrenia** PCP-induced increases in locomotor ambulation are a widely accepted animal model of schizophrenia. This model is based  
5 on the evidence that phencyclidine induces a schizophrenia-like syndrome in humans including increased motor behaviors, disruption of cognition and impairment of working memory (Steinpreis RE (1996) Behav Br Res. 74:45-55; Abi-Saab et al. (1998) Pharmacopsychiatry, 31:104-109). Further, it has also been shown that antipsychotic drugs that are effective in the treatment of schizophrenia reduce the  
10 locomotor activating effect of PCP (Gleason & Shannon (1997) Psychopharmacology, 129:79-84). These results demonstrate that locomotor activation induced by PCP is a useful model for screening of compounds which may be useful in the treatment of schizophrenia.

**Amphetamine model of schizophrenia** Amphetamine-induced increases in locomotor  
15 ambulation are well known and are widely used as a model of the positive symptoms of schizophrenia. This model is based on evidence that amphetamine increases motor behaviors and can induce a psychotic state in humans (Yui et al. (2000) Ann NY Acad Sci 914:1-12). Further, it is well known that amphetamine-induced increases in locomotor activity are blocked by antipsychotics drugs that are effective in the  
20 treatment of schizophrenia (Arnt (1995) Eur J Pharmacol 283:55-62). These results demonstrate that locomotor activation induced by amphetamine is a useful model for screening of compounds which may be useful in the treatment of schizophrenia.

**Subjects:** The present studies were performed in accordance with the animal care and use policies of Addex Pharmaceuticals and the EEC directives on the protection of  
25 animals used for experimental and other scientific purposes (86/609/EEC and subsequent revisions). Male C57BL6/j mice (20-30 g) 7 weeks of age at the time of delivery were group housed in a temperature and humidity controlled facility on a 12 hour light /dark cycle for at least 5 days before use. Mice had access to food and water ad libitum except during locomotor activity experiments.

30 **Assessment of locomotor (ambulatory) activity:** The effects of compounds on PCP- or amphetamine-induced locomotor activation in mice were tested. Locomotor activity



of mice was tested in white plastic boxes 35 cm X 35 cm square with walls 40 cm in height. Locomotor activity (ambulations) was monitored by a videotracking system (VideoTrack, Viewpoint, Champagne au Mont d'Or, France) that recorded the ambulatory movements of mice. Mice were naïve to the apparatus prior to testing. On  
5 test days, test compounds (200 mg/kg i.p. (intraperitoneal)) or vehicle were administered immediately before the PCP (5 mg/kg s.c.(sub-cutaneous), amphetamine (3.0 mg/kg s.c.) or saline injection. Mice were placed into the locomotor boxes immediately after the PCP, amphetamine or saline vehicle injection and their locomotor activity, defined as the distance traveled in centimeters (cm), was measured for 60  
10 minutes.

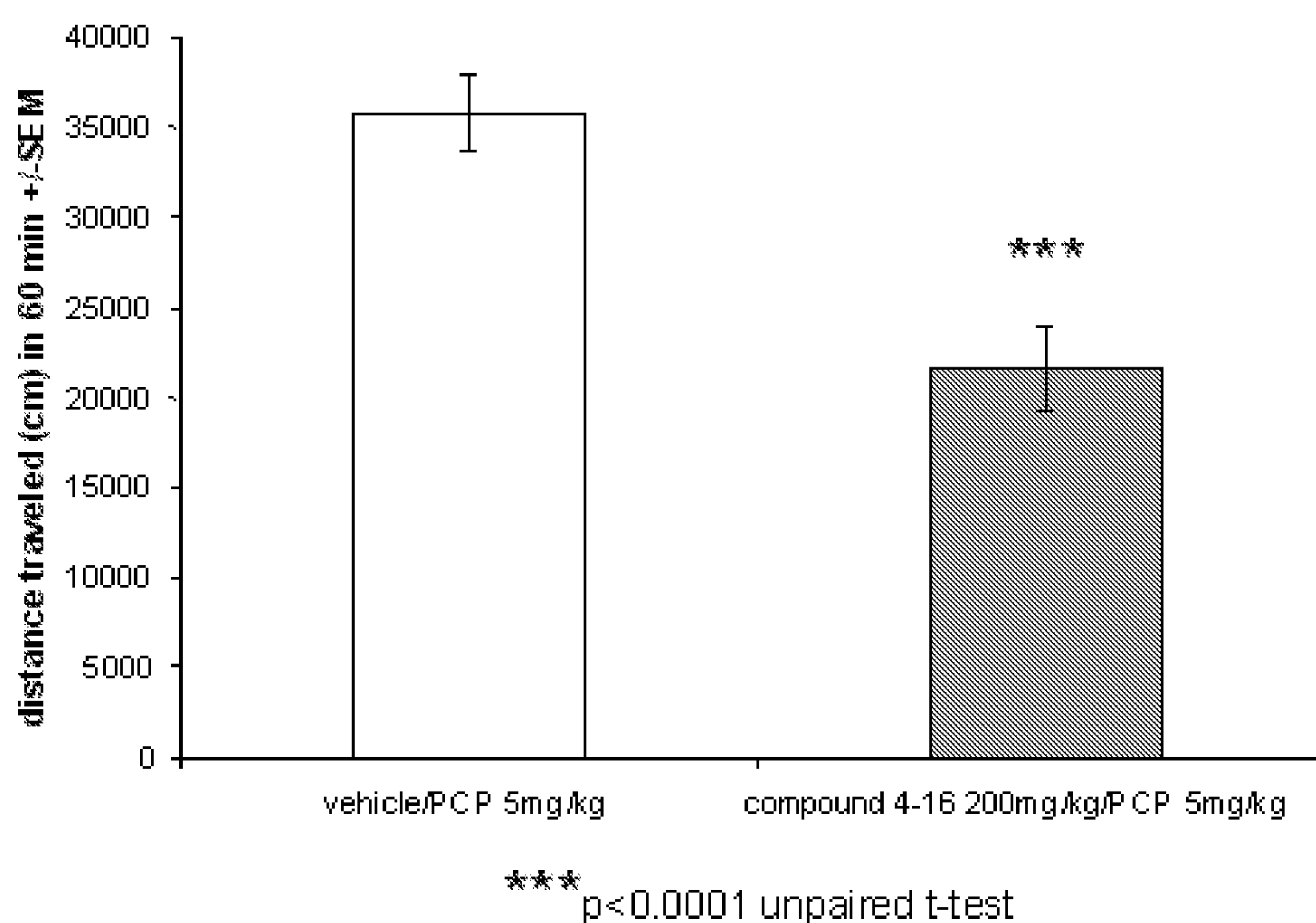
**Compound administration:** Compounds were dissolved in dimethyl sulfoxide (DMSO) (4% of final volume) and then mixed with Labrafil M1944 CS (apricot kernel oil – Gattefossé, Saint Priest, France) (40% of final volume), sterile water (56% of final volume) and Tween 80 (10µL per 10 ml solution) and administered in a volume of 10  
15 ml/kg. Compound-vehicle-treated mice received the equivalent volume of vehicle solution i.p. in the absence of added compound. PCP hydrochloride (Sigma, Switzerland) was dissolved in saline and was administered at a dose of 5 mg/kg s.c. in a volume of 10 ml/kg. PCP-vehicle-treated mice received an equal volume of saline vehicle injected s.c. D-amphetamine sulfate (Amino AG, Neuenhof, Switzerland) was  
20 dissolved in saline and administered at a dose of 3.0 mg/kg s.c. in a volume of 10 ml/kg. D-amphetamine-vehicle-treated mice received an equivalent volume of saline vehicle injected s.c.

**Statistical analyses:** Statistical analyses were performed using GraphPad PRISM statistical software (GraphPad, San Diego, CA, USA). Data were analyzed using  
25 unpaired t-tests. The significance level was set at  $p < 0.05$ .

### **Effect of compounds on PCP-induced locomotor activity in mice**

Data from such an experiment using a representative compound is shown below.



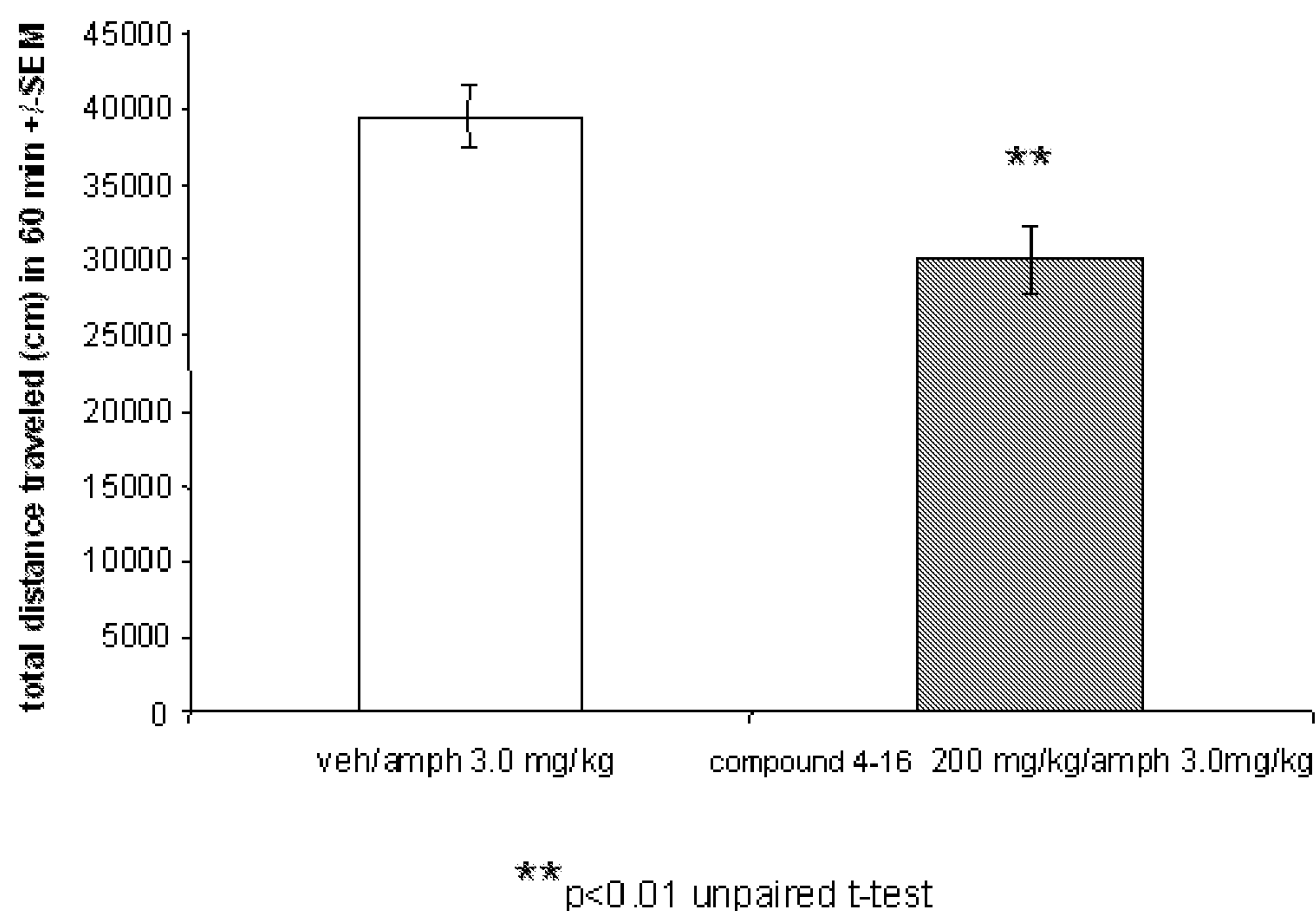


**Figure D**

As can be seen in the Figure D, the representative compound significantly attenuated the increase in locomotor activity induced by PCP ( $t=4.491$ ,  $df=29$ ,  $n=15$  veh/PCP group;  $n=16$  Compound 4-16/PCP group). These results suggest that compounds of Formula (I) may be useful in the treatment of schizophrenia.

#### **Effect of compounds on amphetamine-induced locomotor activity in mice**

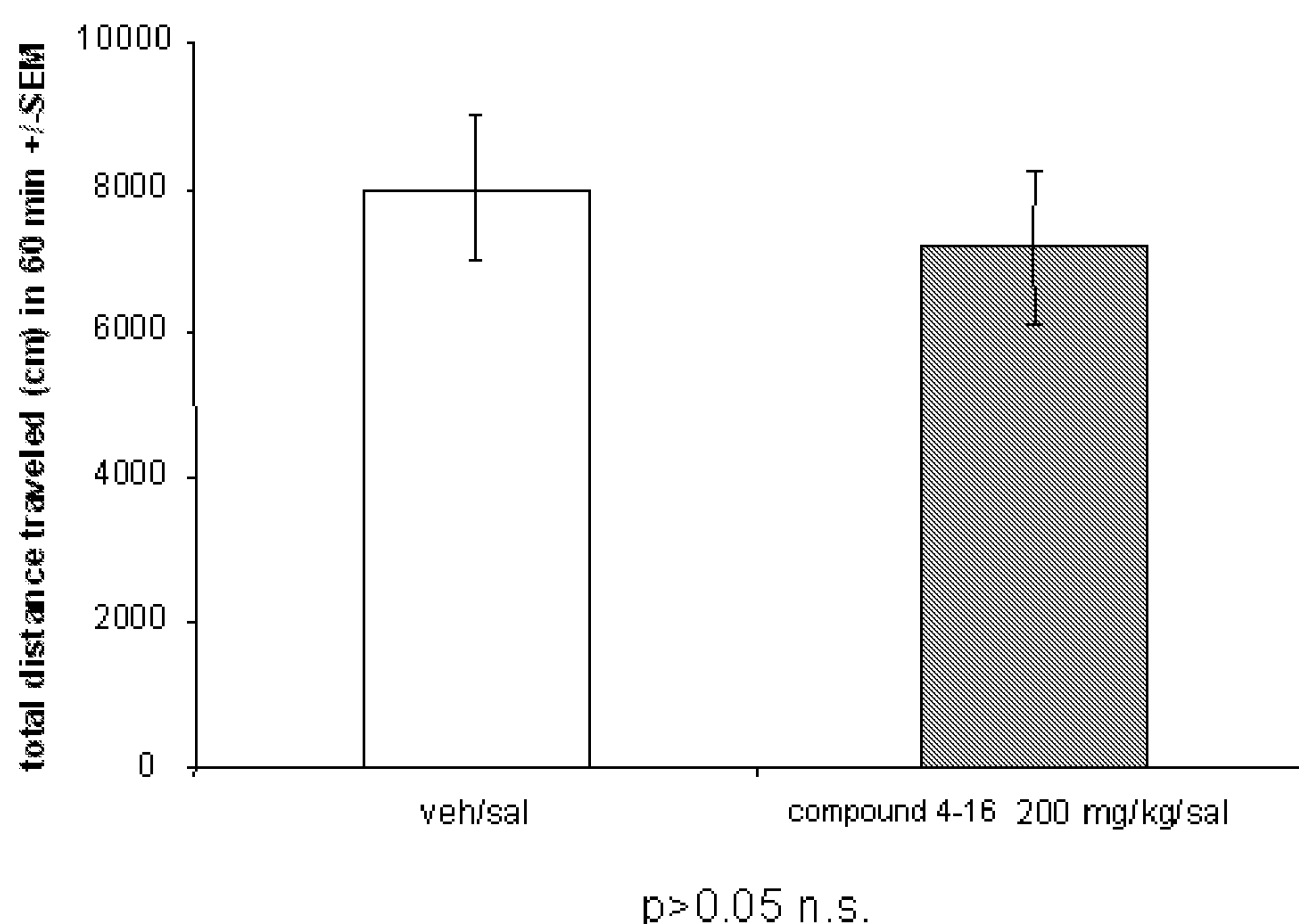
Data from such an experiment using a representative compound is shown below.

**Figure E**

As can be seen in the Figure E, the representative compound significantly attenuated the increase in locomotor activity induced by amphetamine ( $t=3.213$ ,  $df=30$ ,  $n=16$  mice per group). These results suggest that compounds of Formula I may be useful in the treatment of schizophrenia.

**Effect of compounds on baseline exploratory locomotor activity**

The effect of Compound 4-16, a representative compound of the present invention, on exploratory (saline-treated) locomotor activity in mice is shown in below.

**Figure F**

As can be seen in the Figure F, Compound 4-16, had no statistically significant effect on locomotor activity in mice ( $t=0.5793$ ,  $df=30$ ,  $n=16$  mice per group). These results demonstrate that Compound 4-16 has no effect on exploratory locomotor activity in non-habituated, saline-treated mice. Thus, attenuation by Compound 4-16, a representative compound of the present invention, of the hyperlocomotion induced by either PCP or amphetamine is specific to PCP- or amphetamine-induced hyperlocomotion and not a non-specific decrease in locomotor activity. These results further support the potential of compounds of Formula (I) in the treatment of schizophrenia.

### FORMULATION EXAMPLES

Typical examples of recipes for the formulation of the invention are as follows:

#### 15 1. Tablets

Compound 4-16	5 to 50 mg
Di-calcium phosphate	20 mg
Lactose	30 mg



-211-

Talcum	10 mg
Magnesium	stearate 5 mg
Potato starch	ad 200 mg

In this Example, Compound 4-16 can be replaced with the same amount of any of the compounds according to the present invention, in particular by the same amount of any of the exemplified compounds.

## 2. Suspension

An aqueous suspension is prepared for oral administration so that each 1 milliliter contains 1 to 5 mg of one of the active compounds , 50 mg of sodium carboxymethyl cellulose, 1 mg of sodium benzoate, 500 mg of sorbitol and water ad 1 ml.

## 3. Injectable

A parenteral composition is prepared by stirring 1.5 % by weight of active ingredient of the invention in 10% by volume propylene glycol and water.

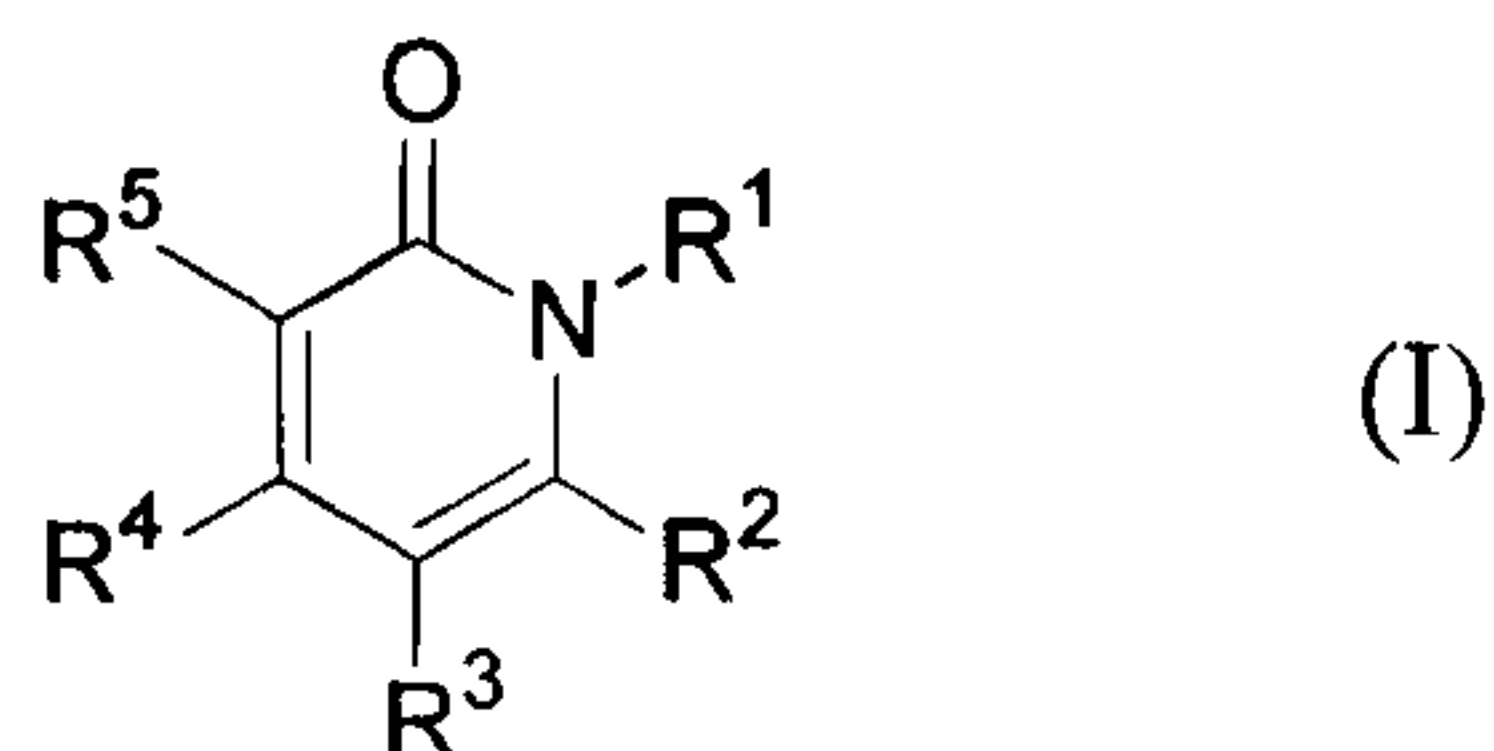
## 4. Ointment

Compound 4-16	5 to 1000 mg
Stearyl alcohol	3 g
Lanoline	5 g
White petroleum	15 g
Water	ad 100 g

In this Example, Compound 4-16 can be replaced with the same amount of any of the compounds according to the present invention, in particular by the same amount of any of the exemplified compounds.

## CLAIMS

1. Use of a Compound according to the general Formula (I),



5 a pharmaceutically acceptable acid or base addition salt thereof, a stereochemically isomeric form thereof and an *N*-oxide form thereof, wherein :

$R^1$  is not hydrogen and is a radical  $-V_1-M_1$ ;

$V_1$  is a covalent bond or a radical selected from  $-(C_1-C_6)alkyl$ - optionally substituted with halo $(C_1-C_6)alkyl$ ;  $-(C_2-C_6)alkynyl$ -;  $-(C_2-C_6)alkenyl$ -;  $-(C_1-C_6)alkyl-C(=O)-(C_0-C_6)alkyl$ -;  $-(C_1-C_6)alkyl-C(=O)NR^7-(C_0-C_6)alkyl$ - wherein  $R^7$  is hydrogen or  $-(C_1-C_6)alkyl$ ; or  $-(C_1-C_6)alkyl-O-(C_0-C_6)alkyl$ ;

$R^2$  is hydrogen;

$R^3$  is a  $-V_2-M_2$  radical;

$R^4$  is hydrogen;  $-(C_1-C_6)alkyl$  optionally substituted with hydroxy; aryl or heteroaryl; wherein aryl is phenyl optionally substituted with methoxy and heteroaryl is 2-thienyl, 2-furanyl or benzo[1,3]dioxol-5-yl;

$R^5$  hydrogen; halogen;  $-CN$ ;  $-NO_2$ ;  $-C(=O)OR^{10}$ ; or an  $(C_1-C_6)$  alkyl radical optionally substituted with hydroxyl;

$R_{10}$  is hydrogen or an  $(C_1-C_6)alkyl$  radical

$V_2$  is a covalent bond or a radical selected from  $-O-$ ;  $-C(=O)-$ ;  $-NR^{10}-$ ; or a radical selected from ethyl; n-propyl; i-propyl; n-butyl; i-butyl; s-butyl; t-butyl; n-pentyl; i-pentyl; t-pentyl; neopentyl; n-hexyl; i-hexyl; t-hexyl;  $-(C_1-C_6)alkyl$ - substituted with

hydroxyl;  $-(C_2-C_6)\text{alkynyl-}$ ;  $-(C_0-C_6)\text{alkyl-O-}(C_1-C_6)\text{alkyl-}$ ; or  $-(C_0-C_6)\text{alkyl-NR}^{10}-$   
 $(C_1-C_6)\text{alkyl-}$ ;

$(R^2$  and  $R^3)$  or  $(R^4$  and  $R^5)$  taken together with the carbon atoms to which they are  
 respectively attached may form an optionally substituted phenyl ring optionally  
 5 substituted with a radical selected from methoxy, 4-methoxyphenyl-ethylamino, 4-  
 hydroxyphenyl-ethylamino or 4-methoxyphenyl-ethyloxy;

$M_1$  and  $M_2$  are each independently selected from hydrogen, or an optionally  
 substituted radical selected from cycloalkyl, or an optionally substituted up to 10  
 membered ring system selected from aryl or heteroaryl;

10 wherein the cycloalkyl radical is cyclopropyl, cyclopentyl or cyclohexyl;

the aryl radical is phenyl or naphthyl;

the heteroaryl radical is s pyridyl, indolyl, pyrrolyl, pyrazolyl, furyl, thienyl,  
 pyrimidinyl, quinoliny, quinoxaliny, isoxazolyl, oxadiazolyl, benzoxazolyl,  
 thiazolyl, benzothiazolyl, benzofuranyl, benzodioxolyl, pyrazinyl or  
 15 benzothiophenyl;

and

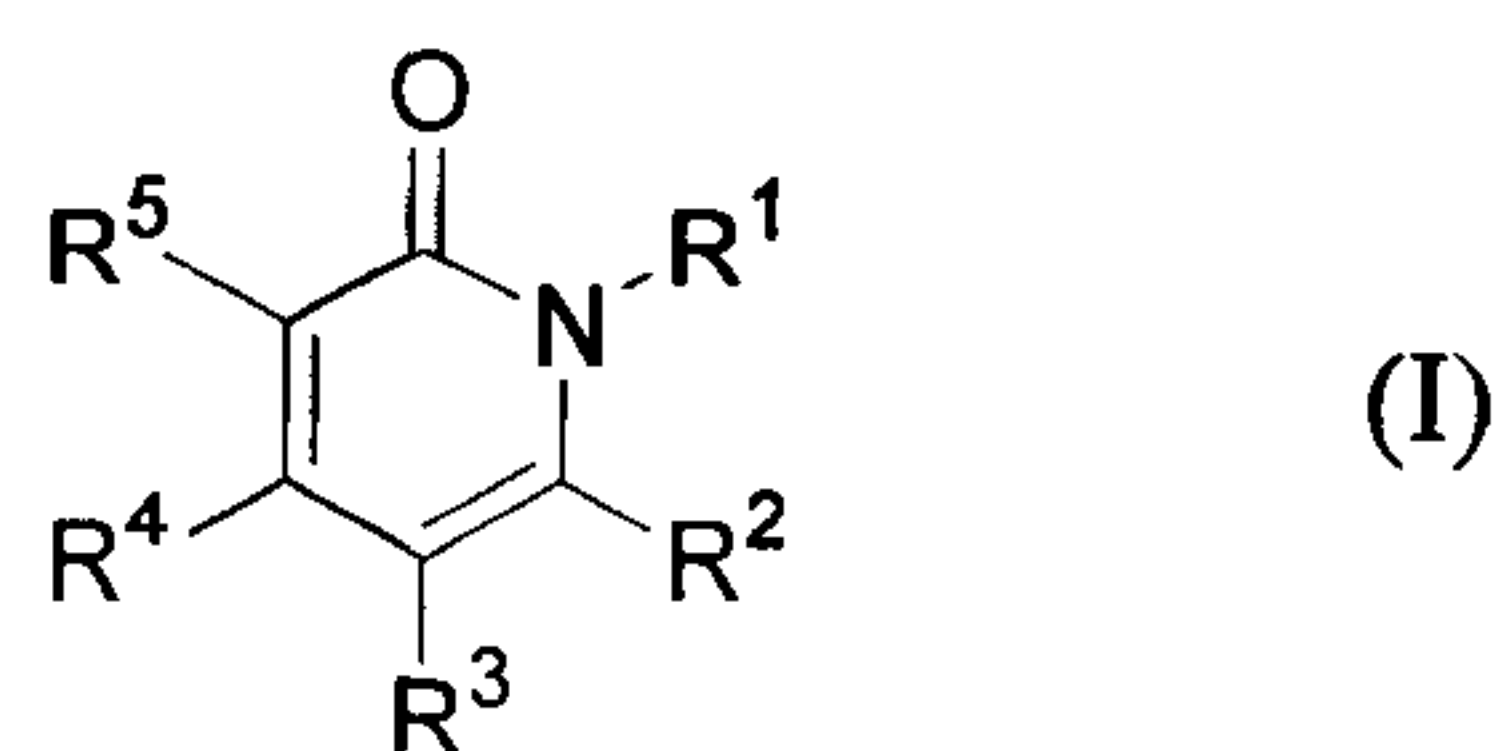
wherein any of the optionally substituted aforementioned rings may carry at least one  
 substituent selected from  $(C_1-C_6)\text{alkyl}$ ;  $(C_1-C_6)\text{alkyloxy}$ ;  $\text{hydroxy}(C_1-C_6)\text{alkyloxy}$ ;  
 $(C_1-C_6)\text{alkyloxy}(C_1-C_6)\text{alkyl}$ ;  $(C_1-C_6)\text{alkyloxy}(C_1-C_6)\text{alkyloxy}$ ;  $(C_1-$   
 20  $C_6)\text{alkyloxycarbonyl}$ ;  $(C_1-C_6)\text{alkyloxycarbonyl}(C_1-C_6)\text{alkyl}$ ;  $(C_1-$   
 $C_6)\text{alkyloxycarbonyloxy}$ ;  $(C_1-C_6)\text{alkyloxycarbonyl}(C_1-C_6)\text{alkyloxy}$ ;  $(C_1-$   
 $C_6)\text{alkylcarbonyl}$ ;  $(C_1-C_6)\text{alkylcarbonyl}(C_1-C_6)\text{alkyloxy}$ ;  $(C_1-C_6)\text{alkylthieno}$ ;  $(C_1-$   
 $C_6)\text{alkylsulfonyl}$ ; morpholiny, pyrrolidiny,  $(C_1-$   
 $C_6)\text{alkylsulfonylamino}$ ;  $(C_2-C_6)\text{alkenyl}$ ; phenyl; fluoro; chloro; hydroxy;  $\text{hydroxy}(C_1-$   
 25  $C_6)\text{alkyl}$ ; cyano;  $\text{cyano}(C_1-C_6)\text{alkyloxy}$ ;  $\text{trifluoro}(C_1-C_6)\text{alkyl}$ ;  $\text{trifluoro}(C_1-$   
 $C_6)\text{alkyloxy}$ ; amino;  $\text{amino}(C_1-C_6)\text{alkyloxy}$ ; mono- and  $\text{di}((C_1-C_6)\text{alkyl})\text{amino}$ ;  
 mono- and  $\text{di}((C_1-C_6)\text{alkylcarbonyl})\text{amino}$ ; mono- and  $\text{di}((C_1-$   
 $C_6)\text{alkyloxycarbonyl})\text{amino}$ ; mono- and  $\text{di}((C_1-C_6)\text{alkylcarbonyl})\text{amino}(C_1-C_6)\text{alkyl}$ ;



mono- and di((C<sub>1</sub>-C<sub>6</sub>)alkylsulfonyl)amino(C<sub>1</sub>-C<sub>6</sub>)alkyloxy; mono- and di((C<sub>1</sub>-C<sub>6</sub>)alkyl)amino(C<sub>1</sub>-C<sub>6</sub>)alkyloxy; mono- and di((C<sub>1</sub>-C<sub>6</sub>)alkylcarbonyl)amino(C<sub>1</sub>-C<sub>6</sub>)alkyloxy; mono- and di((C<sub>1</sub>-C<sub>6</sub>)alkyl)aminocarbonyl; mono- and di((C<sub>1</sub>-C<sub>6</sub>)alkyl)aminocarbonyl(C<sub>1</sub>-C<sub>6</sub>)alkyl; mono- and di((C<sub>1</sub>-C<sub>6</sub>)alkyl)aminocarbonyl(C<sub>1</sub>-C<sub>6</sub>)alkyloxy; mono- and di((C<sub>1</sub>-C<sub>6</sub>)alkyl)amino(C<sub>1</sub>-C<sub>6</sub>)alkylamino; nitro; tri(C<sub>1</sub>-C<sub>6</sub>)alkylsilyl; morpholinyl; or heterocyclic-(C<sub>1</sub>-C<sub>6</sub>)alkyloxy selected from pyridinyl-(C<sub>1</sub>-C<sub>6</sub>)alkyloxy, morpholinyl-(C<sub>1</sub>-C<sub>6</sub>)alkyloxy, pyrrolidinyl-(C<sub>1</sub>-C<sub>6</sub>)alkyloxy optionally substituted with oxo, isoxazolyl-(C<sub>1</sub>-C<sub>6</sub>)alkyloxy, imidazolyl-(C<sub>1</sub>-C<sub>6</sub>)alkyloxy, tetrazolyl-(C<sub>1</sub>-C<sub>6</sub>)alkyloxy or thiazolyl-(C<sub>1</sub>-C<sub>6</sub>)alkyloxy, wherein the isoxazolyl, imidazolyl, tetrazolyl or thiazolyl rings may be optionally substituted with methyl.

or a pharmaceutical composition comprising said compound and a pharmaceutically acceptable carrier and/or excipient for the manufacture of a medicament for treating or preventing a condition in a mammal, the treatment or prevention of which is affected or facilitated by the neuromodulatory effect of mGluR2 positive allosteric modulators.

2. Use of a compound according to the general Formula (I),



a pharmaceutically acceptable acid or base addition salt thereof, a stereochemically isomeric form thereof and an *N*-oxide form thereof, wherein :

R<sup>1</sup> is not hydrogen and is a radical -V<sub>1</sub>-M<sub>1</sub>;

V<sub>1</sub> is a covalent bond or a radical selected from -(C<sub>1</sub>-C<sub>6</sub>)alkyl- optionally substituted with halo(C<sub>1</sub>-C<sub>6</sub>)alkyl; -(C<sub>2</sub>-C<sub>6</sub>)alkynyl-; -(C<sub>2</sub>-C<sub>6</sub>)alkenyl-; -(C<sub>1</sub>-C<sub>6</sub>)alkyl-C(=O)-(C<sub>0</sub>-

C<sub>6</sub>)alkyl-; -(C<sub>1</sub>-C<sub>6</sub>)alkyl-C(=O)NR<sup>7</sup>-(C<sub>0</sub>-C<sub>6</sub>)alkyl- wherein R<sup>7</sup> is hydrogen or -(C<sub>1</sub>-C<sub>6</sub>)alkyl; or -(C<sub>1</sub>-C<sub>6</sub>)alkyl-O-(C<sub>0</sub>-C<sub>6</sub>)alkyl;

R<sup>2</sup> is hydrogen;

R<sup>3</sup> is a -V<sub>2</sub>-M<sub>2</sub> radical;

5 R<sup>4</sup> is hydrogen; -(C<sub>1</sub>-C<sub>6</sub>)alkyl optionally substituted with hydroxy; aryl or heteroaryl; wherein aryl is phenyl optionally substituted with methoxy and heteroaryl is 2-thienyl, 2-furanyl or benzo[1,3]dioxol-5-yl;

R<sup>5</sup> is hydrogen; halogen; -CN; -NO<sub>2</sub>; -C(=O)OR<sup>10</sup>; or an (C<sub>1</sub>-C<sub>6</sub>) alkyl radical optionally substituted with hydroxyl;

10 R<sub>10</sub> is hydrogen or an (C<sub>1</sub>-C<sub>6</sub>)alkyl radical

V<sub>2</sub> is a covalent bond or a radical selected from -O-; -C(=O)-; -NR<sup>10</sup>-; or a radical selected from ethyl; n-propyl; i-propyl; n-butyl; i-butyl; s-butyl; t-butyl; n-pentyl; i-pentyl; t-pentyl; neopentyl; n-hexyl; i-hexyl; t-hexyl; -(C<sub>1</sub>-C<sub>6</sub>)alkyl- substituted with hydroxyl; -(C<sub>2</sub>-C<sub>6</sub>)alkynyl-; -(C<sub>0</sub>-C<sub>6</sub>)alkyl-O-(C<sub>1</sub>-C<sub>6</sub>)alkyl-; or -(C<sub>0</sub>-C<sub>6</sub>)alkyl-NR<sup>10</sup>-  
15 (C<sub>1</sub>-C<sub>6</sub>)alkyl-;

(R<sup>2</sup> and R<sup>3</sup>) or (R<sup>4</sup> and R<sup>5</sup>) taken together with the carbon atoms to which they are respectively attached may form an optionally substituted phenyl ring optionally substituted with a radical selected from methoxy, 4-methoxyphenyl-ethylamino, 4-hydroxyphenyl-ethylamino or 4-methoxyphenyl-ethyloxy;

20 M<sub>1</sub> and M<sub>2</sub> are each independently selected from hydrogen, or an optionally substituted radical selected from cycloalkyl, or an optionally substituted up to 10 membered ring system selected from aryl or heteroaryl;

wherein the cycloalkyl radical is selected from cyclopropyl, cyclopentyl or cyclohexyl;

25 the aryl radical is phenyl or naphthyl;

the heteroaryl radical is pyridyl, indolyl, pyrrolyl, pyrazolyl, furyl, thienyl, pyrimidinyl, quinolinyl, quinoxalinyl, isoxazolyl, oxadiazolyl, benzoxazolyl,



thiazolyl, benzothiazolyl, benzofuranyl, benzodioxolyl, pyrazinyl or benzothiophenyl;

and

wherein any of the optionally substituted aforementioned rings may carry at least one  
 5 substituent selected from (C<sub>1</sub>-C<sub>6</sub>)alkyl; (C<sub>1</sub>-C<sub>6</sub>)alkyloxy; hydroxy(C<sub>1</sub>-C<sub>6</sub>)alkyloxy;  
 (C<sub>1</sub>-C<sub>6</sub>)alkyloxy(C<sub>1</sub>-C<sub>6</sub>)alkyl; (C<sub>1</sub>-C<sub>6</sub>)alkyloxy(C<sub>1</sub>-C<sub>6</sub>)alkyloxy; (C<sub>1</sub>-  
 C<sub>6</sub>)alkyloxycarbonyl; (C<sub>1</sub>-C<sub>6</sub>)alkyloxycarbonyl(C<sub>1</sub>-C<sub>6</sub>)alkyl; (C<sub>1</sub>-  
 C<sub>6</sub>)alkyloxycarbonyloxy; (C<sub>1</sub>-C<sub>6</sub>)alkyloxycarbonyl(C<sub>1</sub>-C<sub>6</sub>)alkyloxy; (C<sub>1</sub>-  
 C<sub>6</sub>)alkylcarbonyl; (C<sub>1</sub>-C<sub>6</sub>)alkylcarbonyl(C<sub>1</sub>-C<sub>6</sub>)alkyloxy; (C<sub>1</sub>-C<sub>6</sub>)alkylthieno; (C<sub>1</sub>-  
 10 C<sub>6</sub>)alkylsulfonyl; morpholinylsulfonyl; pyrrolidinylsulfonyl; (C<sub>1</sub>-  
 C<sub>6</sub>)alkylsulfonylamino; (C<sub>2</sub>-C<sub>6</sub>)alkenyl; phenyl; fluoro; chloro; hydroxy; hydroxy(C<sub>1</sub>-  
 C<sub>6</sub>)alkyl; cyano; cyano(C<sub>1</sub>-C<sub>6</sub>)alkyloxy; trifluoro(C<sub>1</sub>-C<sub>6</sub>)alkyl; trifluoro(C<sub>1</sub>-  
 C<sub>6</sub>)alkyloxy; amino; amino(C<sub>1</sub>-C<sub>6</sub>)alkyloxy; mono- and di((C<sub>1</sub>-C<sub>6</sub>)alkyl)amino;  
 mono- and di((C<sub>1</sub>-C<sub>6</sub>)alkylcarbonyl)amino; mono- and di((C<sub>1</sub>-  
 15 C<sub>6</sub>)alkyloxycarbonyl)amino; mono- and di((C<sub>1</sub>-C<sub>6</sub>)alkylcarbonyl)amino(C<sub>1</sub>-C<sub>6</sub>)alkyl;  
 mono- and di((C<sub>1</sub>-C<sub>6</sub>)alkylsulfonyl)amino(C<sub>1</sub>-C<sub>6</sub>)alkyloxy; mono- and di((C<sub>1</sub>-  
 C<sub>6</sub>)alkyl)amino(C<sub>1</sub>-C<sub>6</sub>)alkyloxy; mono- and di((C<sub>1</sub>-C<sub>6</sub>)alkylcarbonyl)amino(C<sub>1</sub>-  
 C<sub>6</sub>)alkyloxy; mono- and di((C<sub>1</sub>-C<sub>6</sub>)alkyl)aminocarbonyl; mono- and di((C<sub>1</sub>-  
 C<sub>6</sub>)alkyl)aminocarbonyl(C<sub>1</sub>-C<sub>6</sub>)alkyl; mono- and di((C<sub>1</sub>-C<sub>6</sub>)alkyl)aminocarbonyl(C<sub>1</sub>-  
 20 C<sub>6</sub>)alkyloxy; mono- and di((C<sub>1</sub>-C<sub>6</sub>)alkyl)amino(C<sub>1</sub>-C<sub>6</sub>)alkylamino; nitro; tri(C<sub>1</sub>-  
 C<sub>6</sub>)alkylsilyl; morpholinyl; or heterocyclic-(C<sub>1</sub>-C<sub>6</sub>)alkyloxy selected from pyridinyl-  
 (C<sub>1</sub>-C<sub>6</sub>)alkyloxy, morpholinyl-(C<sub>1</sub>-C<sub>6</sub>)alkyloxy, pyrrolidinyl-(C<sub>1</sub>-C<sub>6</sub>)alkyloxy  
 optionally substituted with oxo, isoxazolyl-(C<sub>1</sub>-C<sub>6</sub>)alkyloxy, imidazolyl-(C<sub>1</sub>-  
 C<sub>6</sub>)alkyloxy, tetrazolyl-(C<sub>1</sub>-C<sub>6</sub>)alkyloxy or thiazolyl-(C<sub>1</sub>-C<sub>6</sub>)alkyloxy, wherein the  
 25 isoxazolyl, imidazolyl, tetrazolyl or thiazolyl rings may be optionally substituted with  
 methyl.

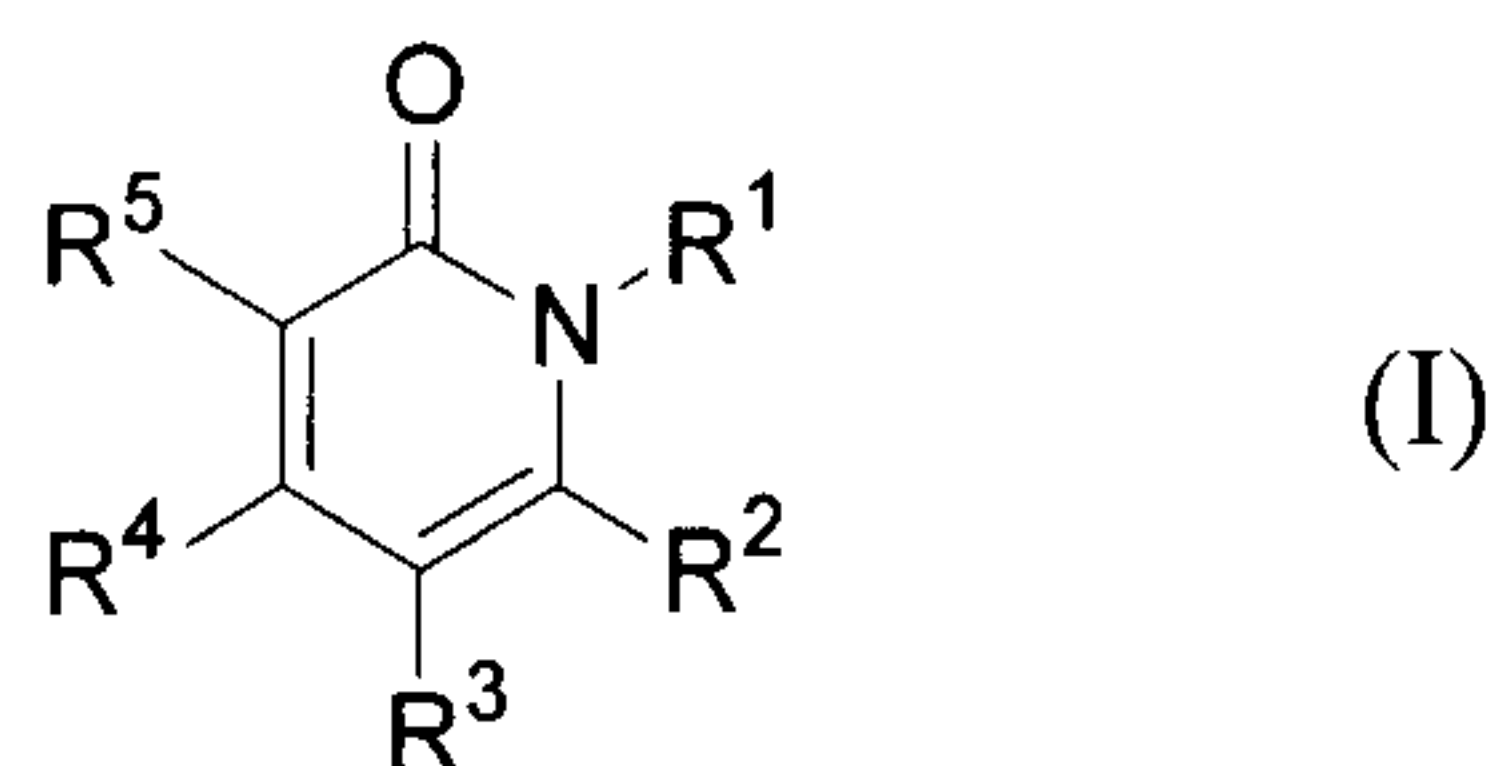
or a pharmaceutical composition comprising said compound and a pharmaceutically acceptable carrier and/or excipient for the manufacture of a medicament for treating, or preventing, ameliorating, controlling or reducing the risk of various neurological



and psychiatric disorders associated with glutamate dysfunction in a mammal, the treatment or prevention of which is affected or facilitated by the neuromodulatory effect of mGluR2 positive allosteric modulators.

3. Use according to claim 1 or 2, wherein the mammal is a human.
- 5 4. Use according to any of claims 1 to 3, wherein the condition or disorder is a central nervous system disorder selected from anxiety disorders, psychotic disorders, personality disorders, substance-related disorders, eating disorders, mood disorders, migraine, epilepsy or convulsive disorders, childhood disorders, cognitive disorders, neurodegeneration, neurotoxicity or ischemia.
- 10 5. Use according to claim 4, wherein the central nervous system disorder is an anxiety disorder, selected from agoraphobia, generalized anxiety disorder (GAD), obsessive-compulsive disorder (OCD), panic disorder, posttraumatic stress disorder (PTSD) or social phobia.
- 15 6. Use according to claim 4, wherein the central nervous system disorder is a psychotic disorder selected from schizophrenia, delusional disorder, schizoaffective disorder, schizophreniform disorder or substance-induced psychotic disorder.
7. Use according to claim 4, wherein the central nervous system disorder is a personality disorder selected from obsessive-compulsive personality disorder, schizoid disorder or schizotypal disorder.
- 20 8. Use according to claim 4, wherein the central nervous system disorder is a substance-related disorder selected from alcohol abuse, alcohol dependence, alcohol withdrawal, alcohol withdrawal delirium, alcohol-induced psychotic disorder, amphetamine dependence, amphetamine withdrawal, cocaine dependence, cocaine withdrawal, nicotine dependence, nicotine withdrawal, opioid dependence or opioid withdrawal.
- 25 9. Use according to claim 4, wherein the central nervous system disorder is an eating disorder selected from anorexia nervosa or bulimia nervosa.

10. Use according to claim 4, wherein the central nervous system disorder is a mood disorder selected from bipolar disorders I & II, cyclothymic disorder, depression, dysthymic disorder, major depressive disorder or substance-induced mood disorder.
11. Use according to claim 4, wherein the central nervous system disorder is migraine.
- 5 12. Use according to claim 4, wherein the central nervous system disorder is epilepsy.
13. Use according to claim 4, wherein the central nervous system disorder is a convulsive disorder selected from generalized convulsive epilepsy, petit mal status epilepticus, grand mal status epilepticus, partial epilepsy with or without impairment of consciousness, infantile spasms or epilepsy partialis continua.
- 10 14. Use according to claim 4, wherein the central nervous system disorder is generalized nonconvulsive epilepsy.
15. Use according to claim 4, wherein the childhood disorder is attention-deficit/hyperactivity disorder.
16. Use according to claim 4, wherein the central nervous system disorder is a cognitive disorder selected from delirium, substance-induced persisting delirium, dementia, dementia due to HIV disease, dementia due to Huntington's disease, dementia due to Parkinson's disease, dementia of the Alzheimer's type, substance-induced persisting dementia or mild cognitive impairment.
- 15 17. Use according to claim 4, wherein the central nervous system disorder is selected from anxiety, schizophrenia, migraine, depression, or epilepsy.
- 20 18. Use of a compound according to the general Formula (I),



a pharmaceutically acceptable acid or base addition salt thereof, a stereochemically isomeric form thereof and an *N*-oxide form thereof, wherein :



$R^1$  is not hydrogen and is a radical  $-V_1-M_1$ ;

$V_1$  is a covalent bond or a radical selected from  $-(C_1-C_6)alkyl-$  optionally substituted with halo $(C_1-C_6)alkyl$ ;  $-(C_2-C_6)alkynyl-$ ;  $-(C_2-C_6)alkenyl-$ ;  $-(C_1-C_6)alkyl-C(=O)-(C_0-C_6)alkyl-$ ;  $-(C_1-C_6)alkyl-C(=O)NR^7-(C_0-C_6)alkyl-$  wherein  $R^7$  is hydrogen or  $-(C_1-C_6)alkyl$ ; or  $-(C_1-C_6)alkyl-O-(C_0-C_6)alkyl$ ;

$R^2$  is hydrogen;

$R^3$  is a  $-V_2-M_2$  radical;

$R^4$  is hydrogen;  $-(C_1-C_6)alkyl$  optionally substituted with hydroxy; aryl or heteroaryl; wherein aryl is phenyl optionally substituted with methoxy and heteroaryl is 2-thienyl, 2-furanyl or benzo[1,3]dioxol-5-yl;

$R^5$  is hydrogen; halogen;  $-CN$ ;  $-NO_2$ ;  $-C(=O)OR^{10}$ ; or an  $(C_1-C_6)$  alkyl radical optionally substituted with hydroxyl;

$R_{10}$  is hydrogen or an  $(C_1-C_6)alkyl$  radical

$V_2$  is a covalent bond or a radical selected from  $-O-$ ;  $-C(=O)-$ ;  $-NR^{10}-$ ; or a radical selected from ethyl; n-propyl; i-propyl; n-butyl; i-butyl; s-butyl; t-butyl; n-pentyl; i-pentyl; t-pentyl; neopentyl; n-hexyl; i-hexyl; t-hexyl;  $-(C_1-C_6)alkyl-$  substituted with hydroxyl;  $-(C_2-C_6)alkynyl-$ ;  $-(C_0-C_6)alkyl-O-(C_1-C_6)alkyl-$ ; or  $-(C_0-C_6)alkyl-NR^{10}-(C_1-C_6)alkyl-$ ;

$(R^2$  and  $R^3)$  or  $(R^4$  and  $R^5)$  taken together with the carbon atoms to which they are respectively attached may form an optionally substituted phenyl ring optionally substituted with a radical selected from methoxy, 4-methoxyphenyl-ethylamino, 4-hydroxyphenyl-ethylamino or 4-methoxyphenyl-ethyloxy;

$M_1$  and  $M_2$  are each independently selected from hydrogen, or an optionally substituted radical selected from cycloalkyl, or an optionally substituted up to 10 membered ring system selected from aryl or heteroaryl;

wherein the cycloalkyl radical is selected from cyclopropyl, cyclopentyl or cyclohexyl;



the aryl radical is selected from phenyl or naphthyl;

the heteroaryl radical is selected from pyridyl, indolyl, pyrrolyl, pyrazolyl, furyl, thienyl, pyrimidinyl, quinolinyl, quinoxaliny, isoxazolyl, oxadiazolyl, benzoxazolyl, thiazolyl, benzothiazolyl, benzofuranyl, benzodioxolyl, pyrazinyl or  
5 benzothiophenyl;

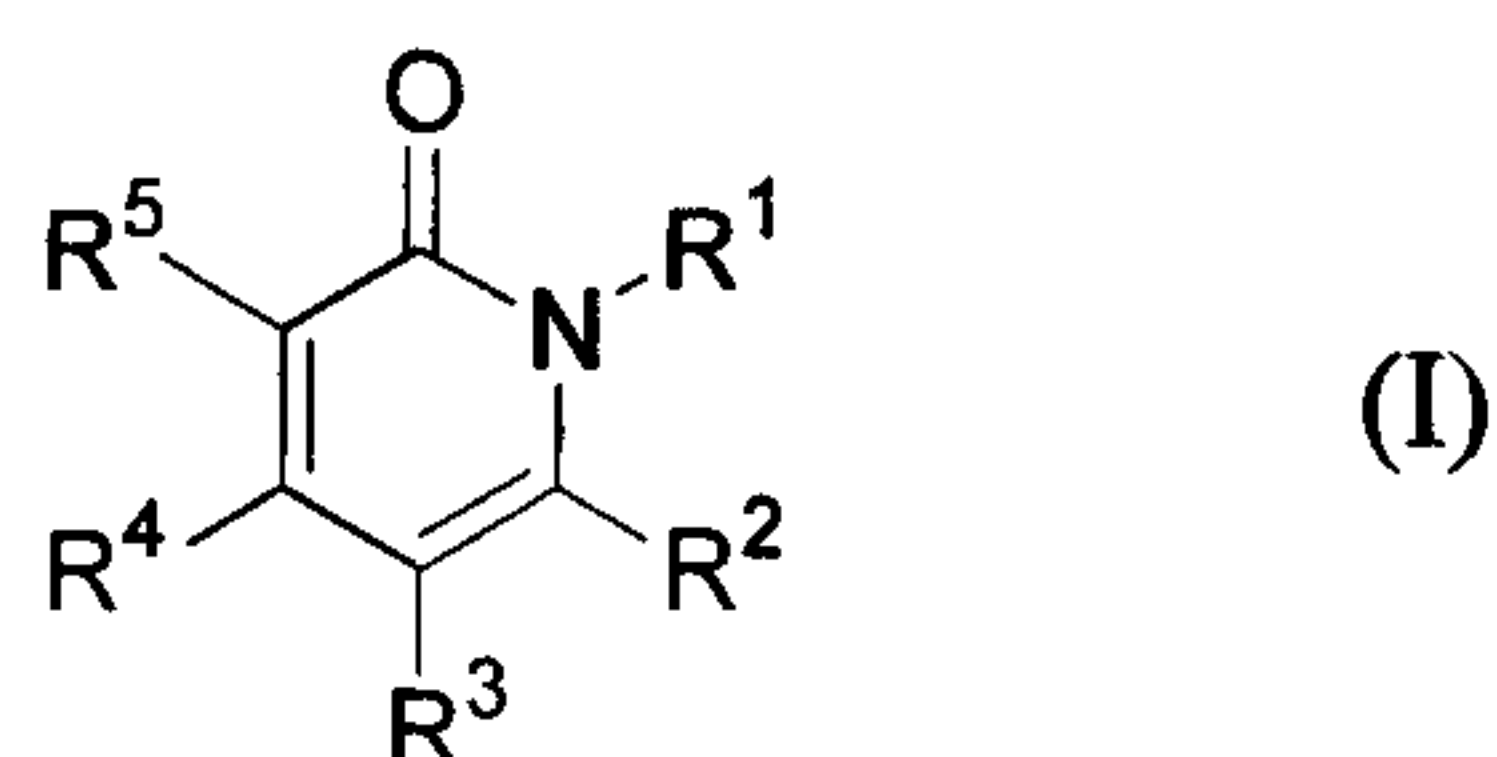
and

wherein any of the optionally substituted aforementioned rings may carry at least one substituent selected from (C<sub>1</sub>-C<sub>6</sub>)alkyl; (C<sub>1</sub>-C<sub>6</sub>)alkyloxy; hydroxy(C<sub>1</sub>-C<sub>6</sub>)alkyloxy; (C<sub>1</sub>-C<sub>6</sub>)alkyloxy(C<sub>1</sub>-C<sub>6</sub>)alkyl; (C<sub>1</sub>-C<sub>6</sub>)alkyloxy(C<sub>1</sub>-C<sub>6</sub>)alkyloxy; (C<sub>1</sub>-  
10 C<sub>6</sub>)alkyloxycarbonyl; (C<sub>1</sub>-C<sub>6</sub>)alkyloxycarbonyl(C<sub>1</sub>-C<sub>6</sub>)alkyl; (C<sub>1</sub>-C<sub>6</sub>)alkyloxycarbonyloxy; (C<sub>1</sub>-C<sub>6</sub>)alkyloxycarbonyl(C<sub>1</sub>-C<sub>6</sub>)alkyloxy; (C<sub>1</sub>-C<sub>6</sub>)alkylcarbonyl; (C<sub>1</sub>-C<sub>6</sub>)alkylcarbonyl(C<sub>1</sub>-C<sub>6</sub>)alkyloxy; (C<sub>1</sub>-C<sub>6</sub>)alkylthieno; (C<sub>1</sub>-C<sub>6</sub>)alkylsulfonyl; morpholinylsulfonyl; pyrrolidinylsulfonyl; (C<sub>1</sub>-C<sub>6</sub>)alkylsulfonylamino; (C<sub>2</sub>-C<sub>6</sub>)alkenyl; phenyl; fluoro; chloro; hydroxy; hydroxy(C<sub>1</sub>-  
15 C<sub>6</sub>)alkyl; cyano; cyano(C<sub>1</sub>-C<sub>6</sub>)alkyloxy; trifluoro(C<sub>1</sub>-C<sub>6</sub>)alkyl; trifluoro(C<sub>1</sub>-C<sub>6</sub>)alkyloxy; amino; amino(C<sub>1</sub>-C<sub>6</sub>)alkyloxy; mono- and di((C<sub>1</sub>-C<sub>6</sub>)alkyl)amino; mono- and di((C<sub>1</sub>-C<sub>6</sub>)alkylcarbonyl)amino; mono- and di((C<sub>1</sub>-C<sub>6</sub>)alkyloxycarbonyl)amino; mono- and di((C<sub>1</sub>-C<sub>6</sub>)alkylcarbonyl)amino(C<sub>1</sub>-C<sub>6</sub>)alkyl; mono- and di((C<sub>1</sub>-C<sub>6</sub>)alkylsulfonyl)amino(C<sub>1</sub>-C<sub>6</sub>)alkyloxy; mono- and di((C<sub>1</sub>-  
20 C<sub>6</sub>)alkyl)amino(C<sub>1</sub>-C<sub>6</sub>)alkyloxy; mono- and di((C<sub>1</sub>-C<sub>6</sub>)alkylcarbonyl)amino(C<sub>1</sub>-C<sub>6</sub>)alkyloxy; mono- and di((C<sub>1</sub>-C<sub>6</sub>)alkyl)aminocarbonyl; mono- and di((C<sub>1</sub>-C<sub>6</sub>)alkyl)aminocarbonyl(C<sub>1</sub>-C<sub>6</sub>)alkyl; mono- and di((C<sub>1</sub>-C<sub>6</sub>)alkyl)aminocarbonyl(C<sub>1</sub>-C<sub>6</sub>)alkyloxy; mono- and di((C<sub>1</sub>-C<sub>6</sub>)alkyl)amino(C<sub>1</sub>-C<sub>6</sub>)alkylamino; nitro; tri(C<sub>1</sub>-C<sub>6</sub>)alkylsilyl; morpholinyl; or heterocyclic-(C<sub>1</sub>-C<sub>6</sub>)alkyloxy selected from pyridinyl-  
25 (C<sub>1</sub>-C<sub>6</sub>)alkyloxy, morpholinyl-(C<sub>1</sub>-C<sub>6</sub>)alkyloxy, pyrrolidinyl-(C<sub>1</sub>-C<sub>6</sub>)alkyloxy optionally substituted with oxo, isoxazolyl-(C<sub>1</sub>-C<sub>6</sub>)alkyloxy, imidazolyl-(C<sub>1</sub>-C<sub>6</sub>)alkyloxy, tetrazolyl-(C<sub>1</sub>-C<sub>6</sub>)alkyloxy or thiazolyl-(C<sub>1</sub>-C<sub>6</sub>)alkyloxy, wherein the isoxazolyl, imidazolyl, tetrazolyl or thiazolyl rings may be optionally substituted with methyl

in combination with an orthosteric agonist of mGluR2 for the manufacture of a medicament for treating or preventing a condition as cited in any one of claims 1 to 16, including a human, the treatment or prevention of which is affected or facilitated by the neuromodulatory effect of mGluR2 allosteric modulators.

5 19 Use according to claim 18, wherein the mammal is a human.

20. Compound according to the general Formula (I),



a pharmaceutically acceptable acid or base addition salt thereof, a stereochemically isomeric form thereof and an N-oxide form thereof, wherein :

$R^1$  is not hydrogen and is a radical  $-V_1-M_1$ ;

10  $V_1$  is a covalent bond or a radical selected from  $-(C_1-C_6)$ alkyl- optionally substituted with halo $(C_1-C_6)$ alkyl;  $-(C_2-C_6)$ alkynyl-;  $-(C_2-C_6)$ alkenyl-;  $-(C_1-C_6)$ alkyl- $C(=O)-(C_0-C_6)$ alkyl-;  $-(C_1-C_6)$ alkyl- $C(=O)NR^7-(C_0-C_6)$ alkyl- wherein  $R^7$  is hydrogen or  $-(C_1-C_6)$ alkyl; or  $-(C_1-C_6)$ alkyl-O- $(C_0-C_6)$ alkyl;

$R^2$  is hydrogen;

15  $R^3$  is a  $-V_2-M_2$  radical;

$R^4$  is selected from hydrogen;  $-(C_1-C_6)$ alkyl optionally substituted with hydroxy; aryl or heteroaryl; wherein aryl is phenyl optionally substituted with methoxy and heteroaryl is 2-thienyl, 2-furanyl or benzo[1,3]dioxol-5-yl;

20  $R^5$  is hydrogen; halogen;  $-CN$ ;  $-NO_2$ ;  $-C(=O)OR^{10}$ ; or an  $(C_1-C_6)$  alkyl radical optionally substituted with hydroxyl;

$R_{10}$  is hydrogen or an  $(C_1-C_6)$ alkyl radical



V<sub>2</sub> is a covalent bond or a radical selected from -O-; -C(=O)-; -NR<sup>10</sup>-; or a radical selected from ethyl; n-propyl; i-propyl; n-butyl; i-butyl; s-butyl; t-butyl; n-pentyl; i-pentyl; t-pentyl; neopentyl; n-hexyl; i-hexyl; t-hexyl; -(C<sub>1</sub>-C<sub>6</sub>)alkyl- substituted with hydroxyl; -(C<sub>2</sub>-C<sub>6</sub>)alkynyl-; -(C<sub>0</sub>-C<sub>6</sub>)alkyl-O-(C<sub>1</sub>-C<sub>6</sub>)alkyl-; or -(C<sub>0</sub>-C<sub>6</sub>)alkyl-NR<sup>10</sup>-(C<sub>1</sub>-C<sub>6</sub>)alkyl-;

(R<sup>2</sup> and R<sup>3</sup>) or (R<sup>4</sup> and R<sup>5</sup>) taken together with the carbon atoms to which they are respectively attached may form an optionally substituted phenyl ring optionally substituted with a radical selected from methoxy, 4-methoxyphenyl-ethylamino, 4-hydroxyphenyl-ethylamino or 4-methoxyphenyl-ethyloxy;

M<sub>1</sub> and M<sub>2</sub> are each independently selected from an optionally substituted radical selected from cycloalkyl, or an optionally substituted up to 10 membered ring system selected from aryl or heteroaryl;

wherein the cycloalkyl radical is selected from cyclopropyl, cyclopentyl or cyclohexyl;

the aryl radical is selected from phenyl or naphthyl;

the heteroaryl radical is selected from pyridyl, indolyl, pyrrolyl, pyrazolyl, furyl, thienyl, pyrimidinyl, quinoliny, quinoxaliny, isoxazolyl, oxadiazolyl, benzoxazolyl, thiazolyl, benzothiazolyl, benzofuranyl, benzodioxolyl, pyrazinyl or benzothiophenyl;

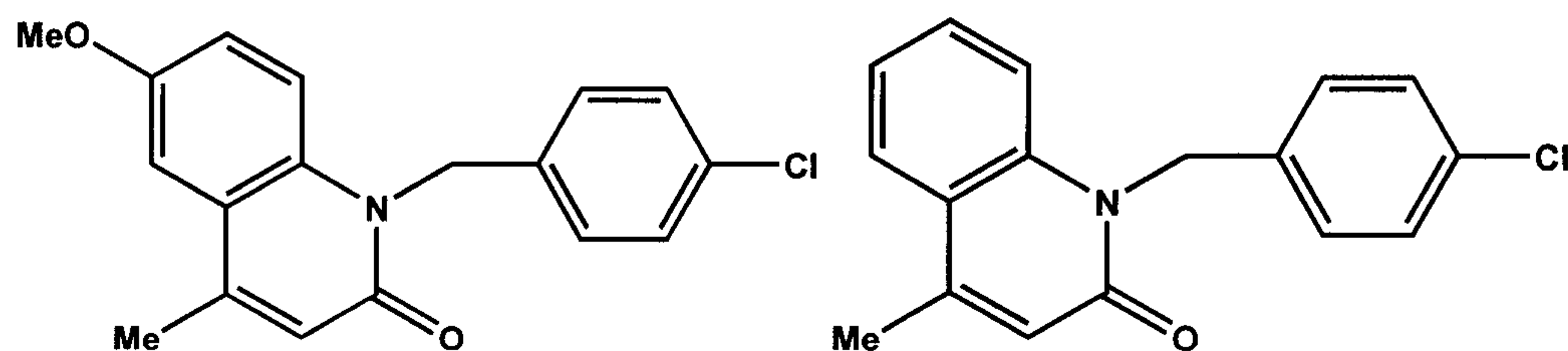
and

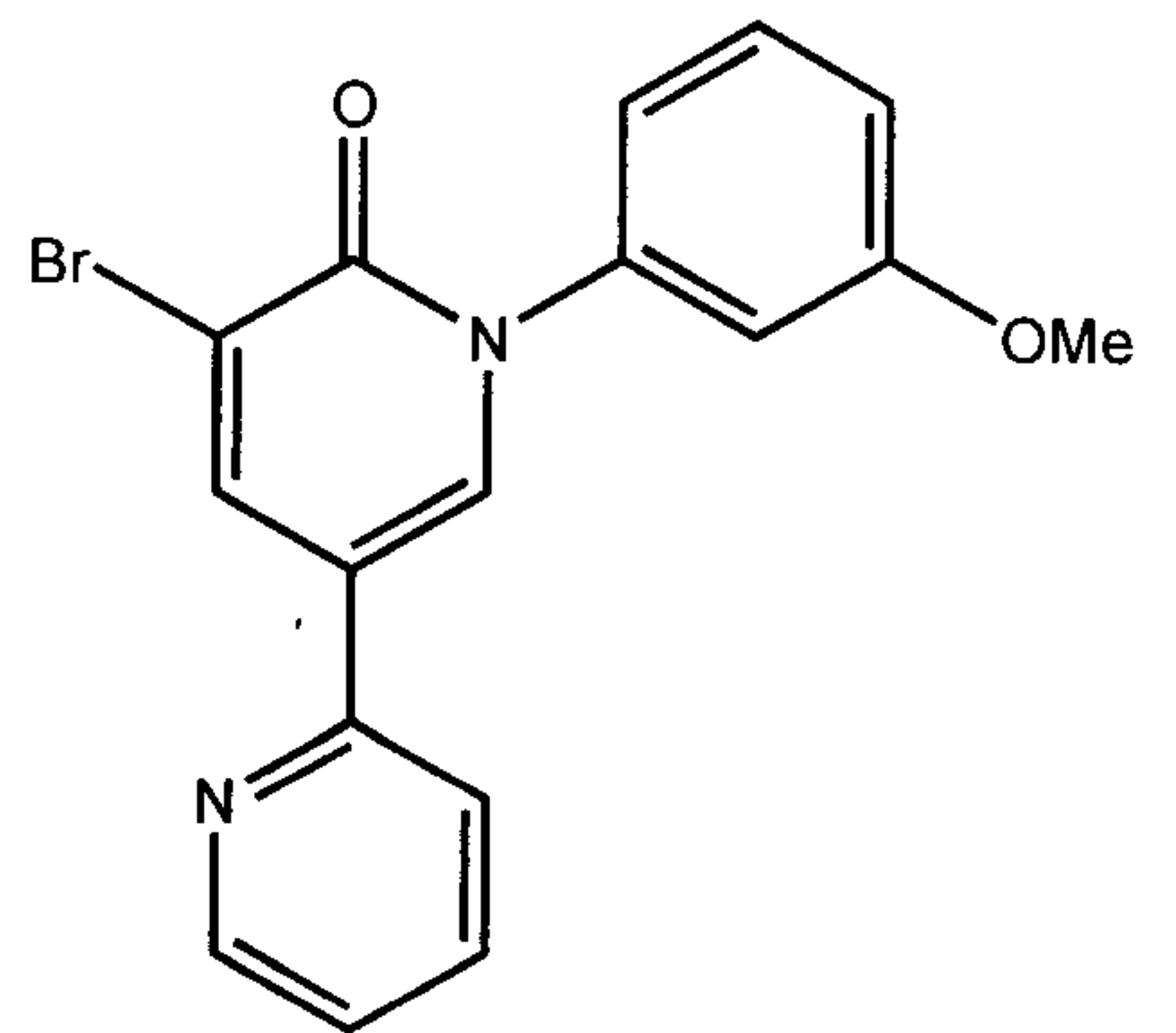
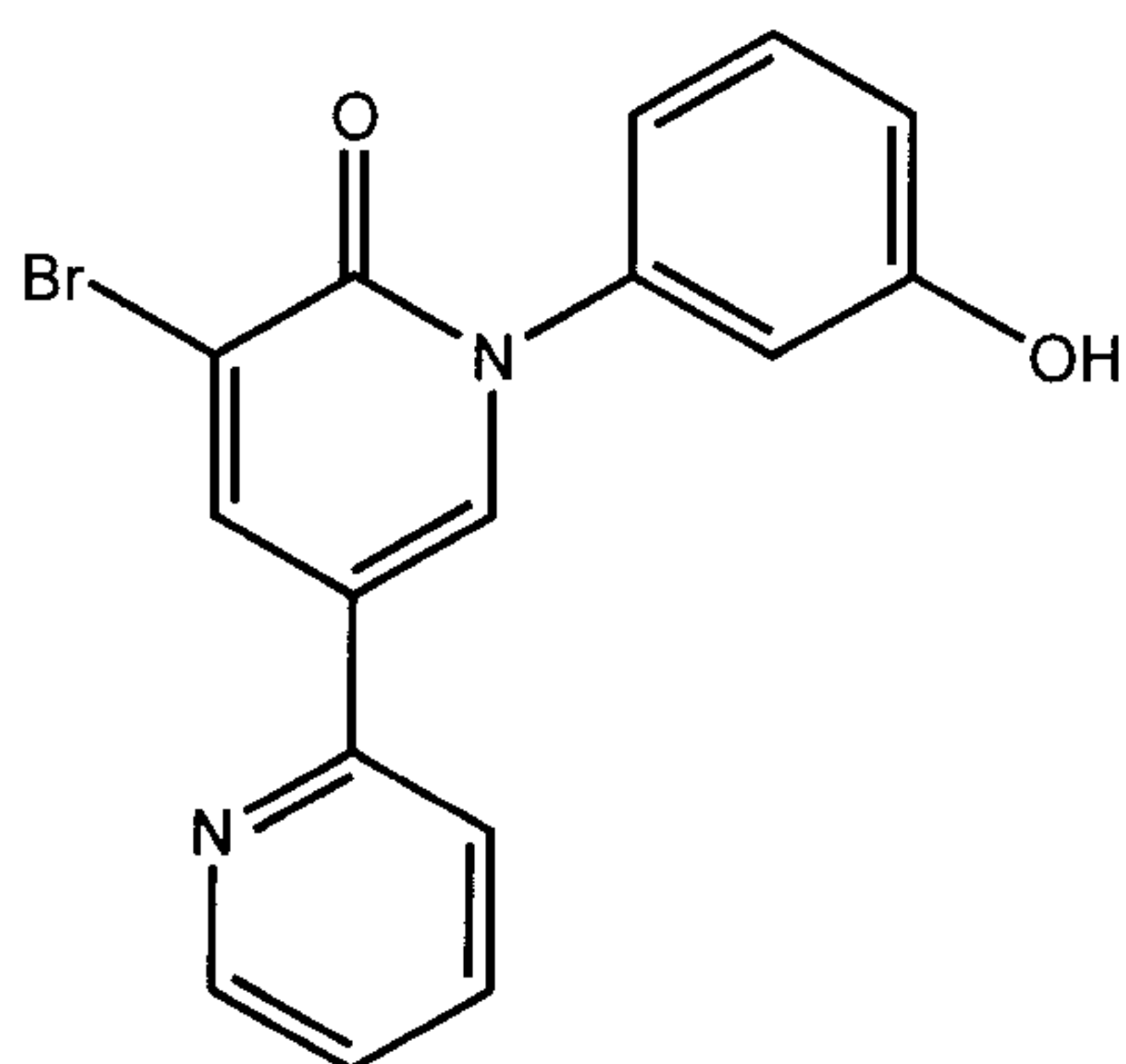
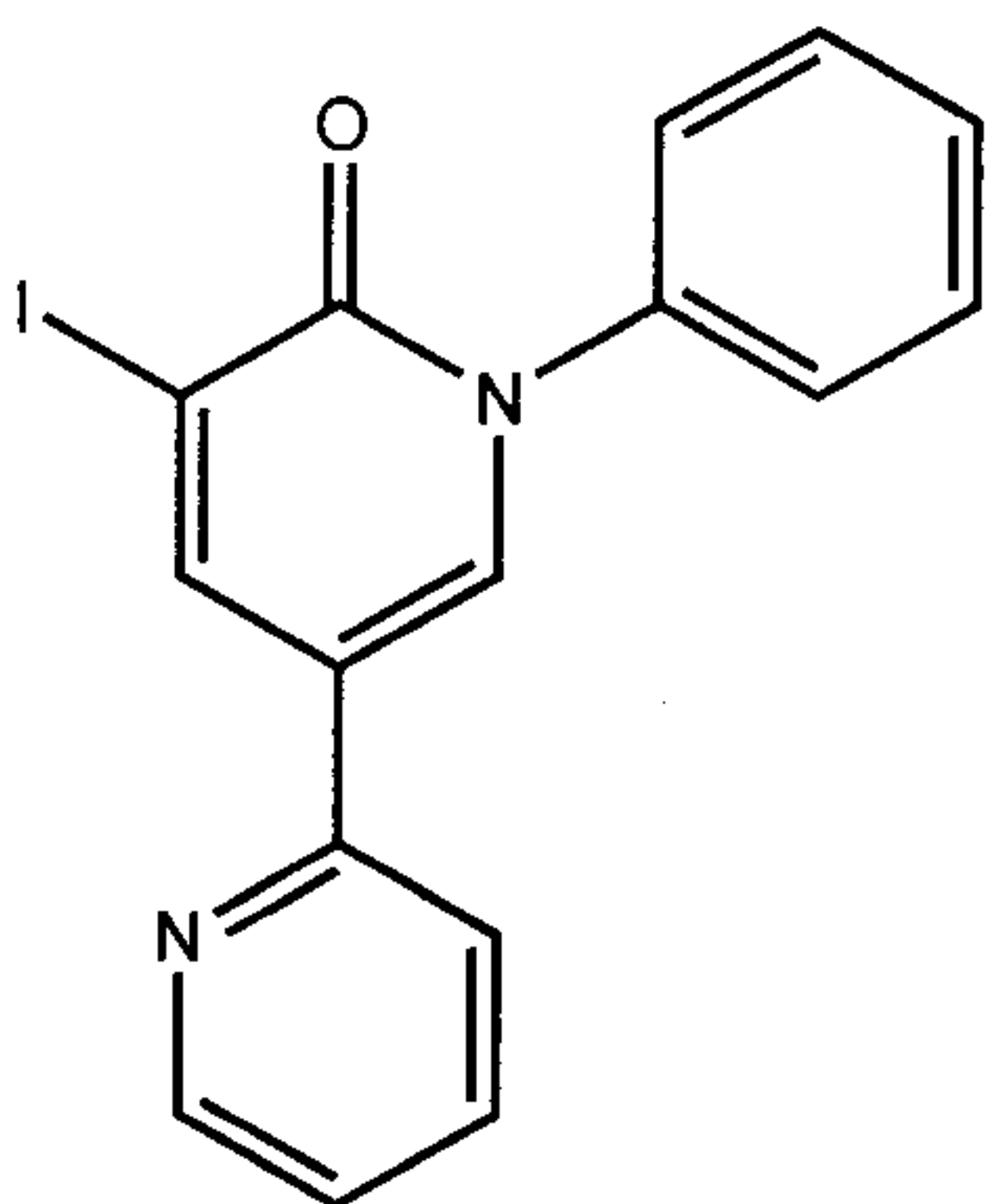
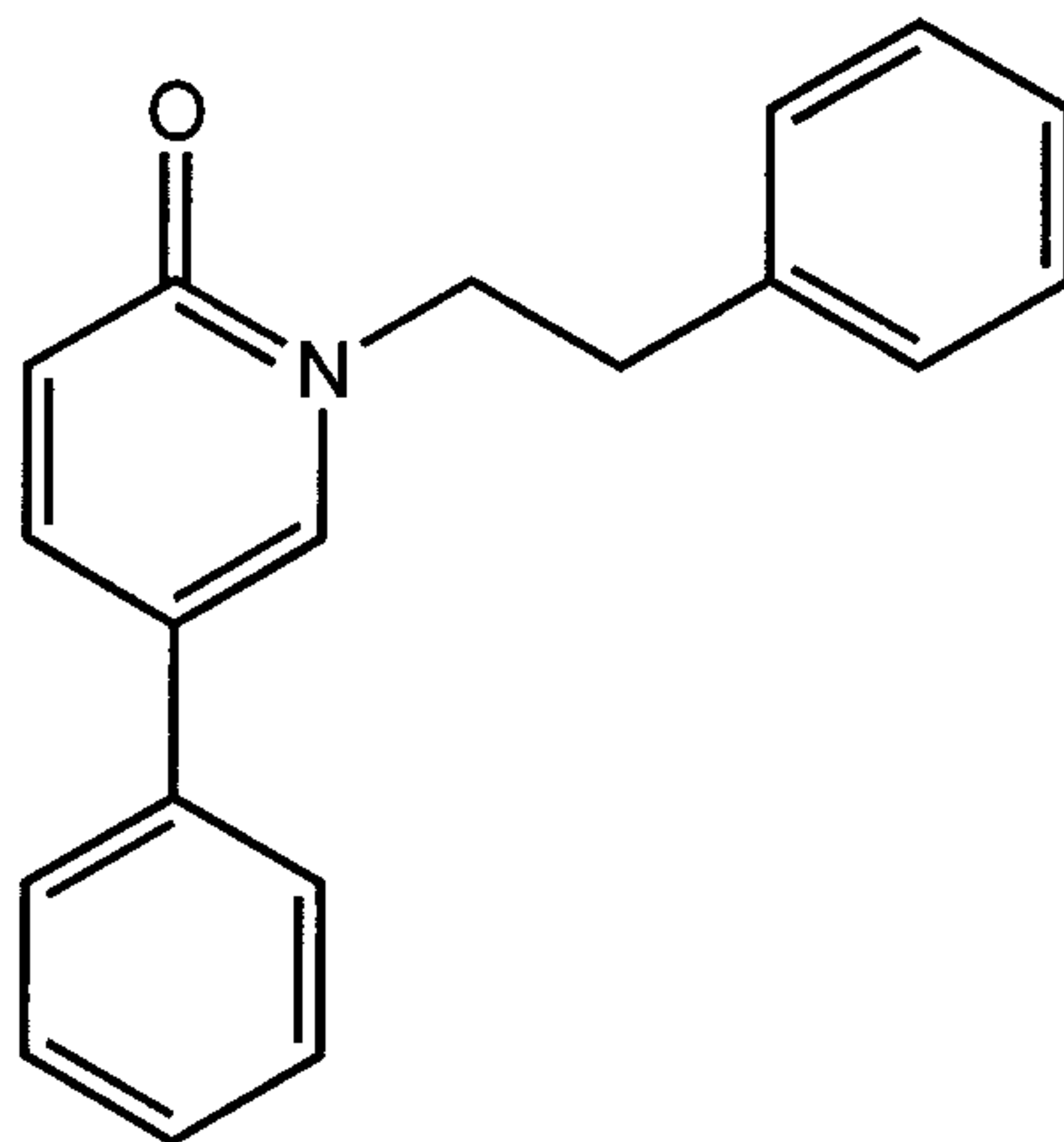
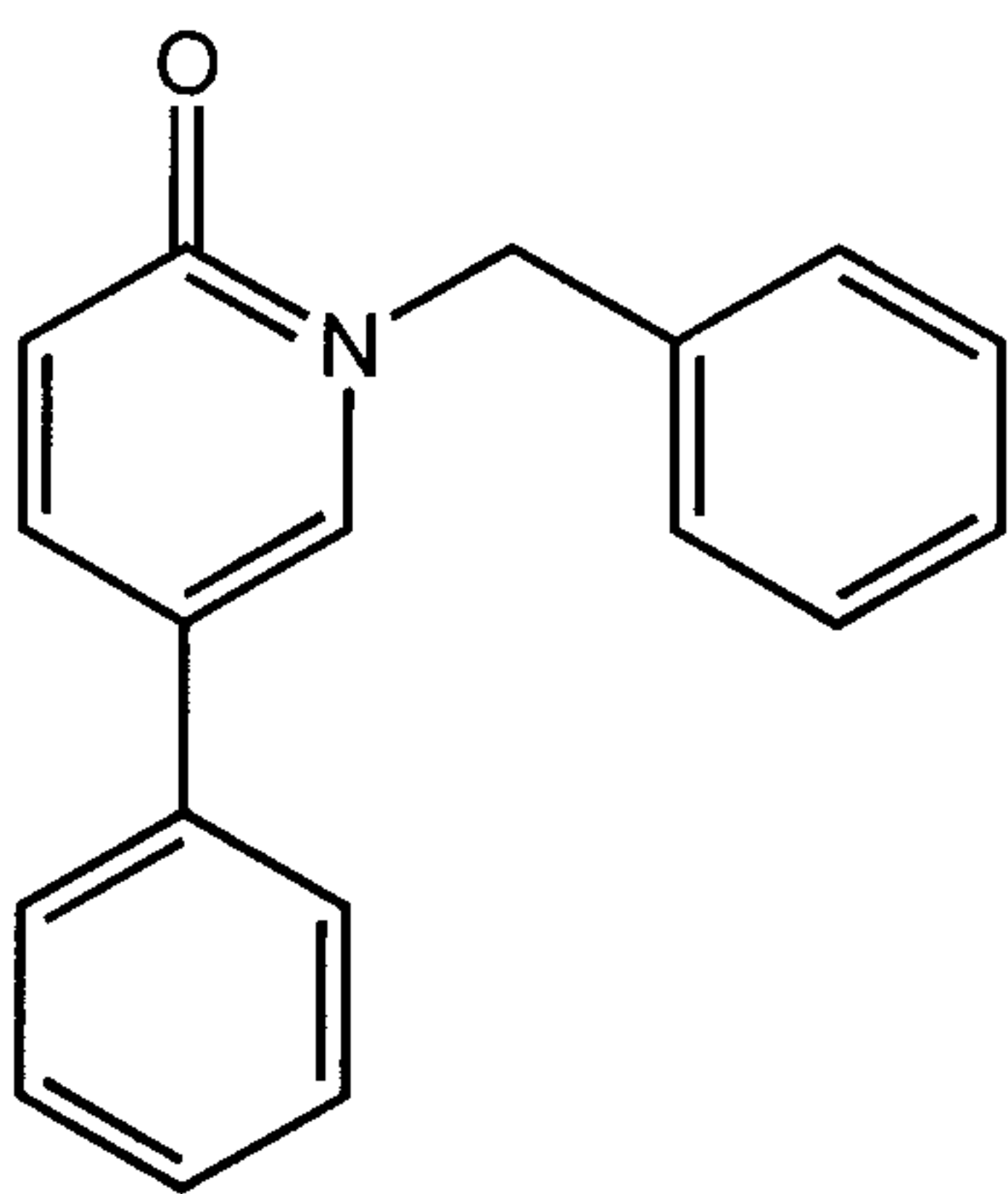
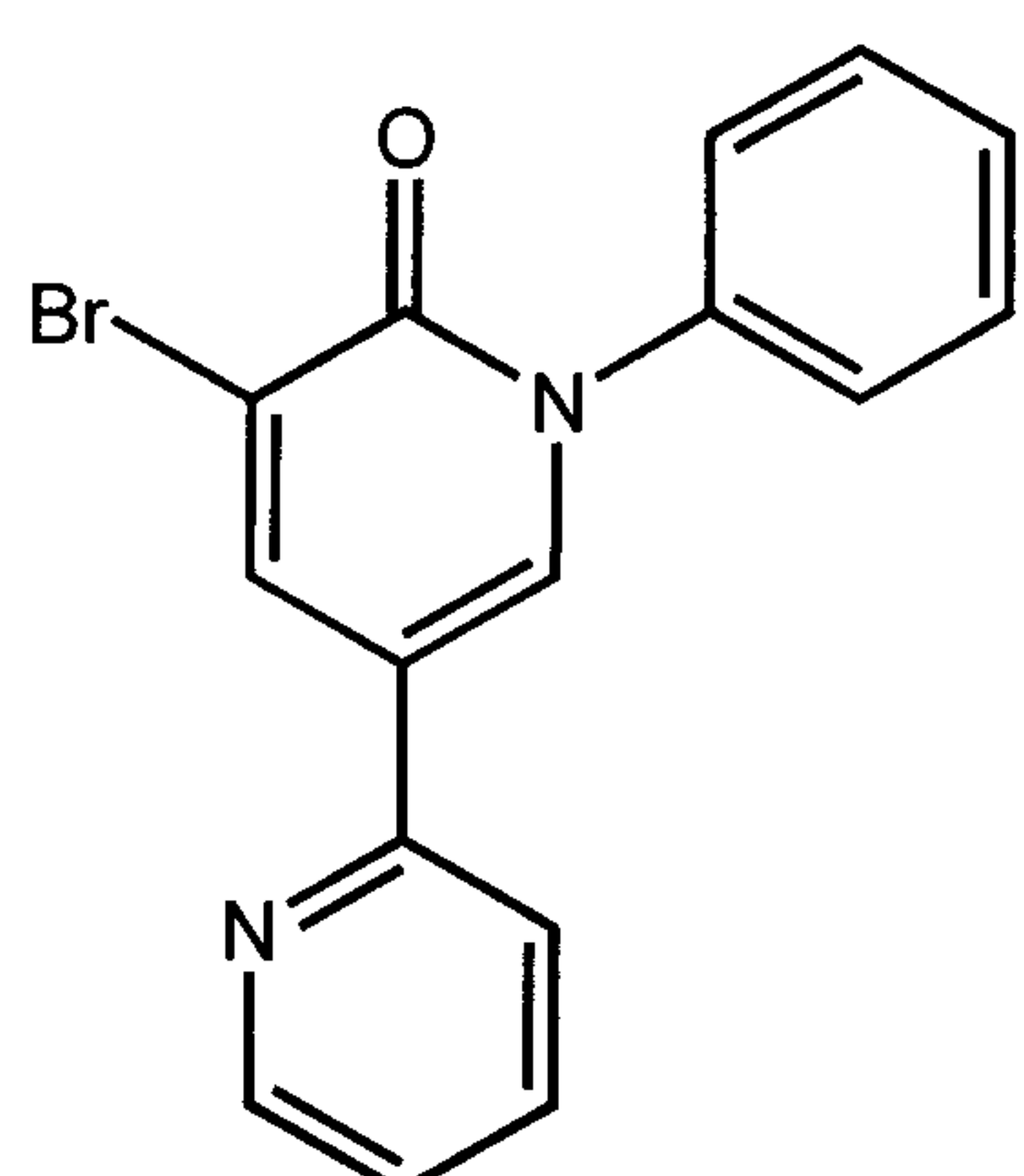
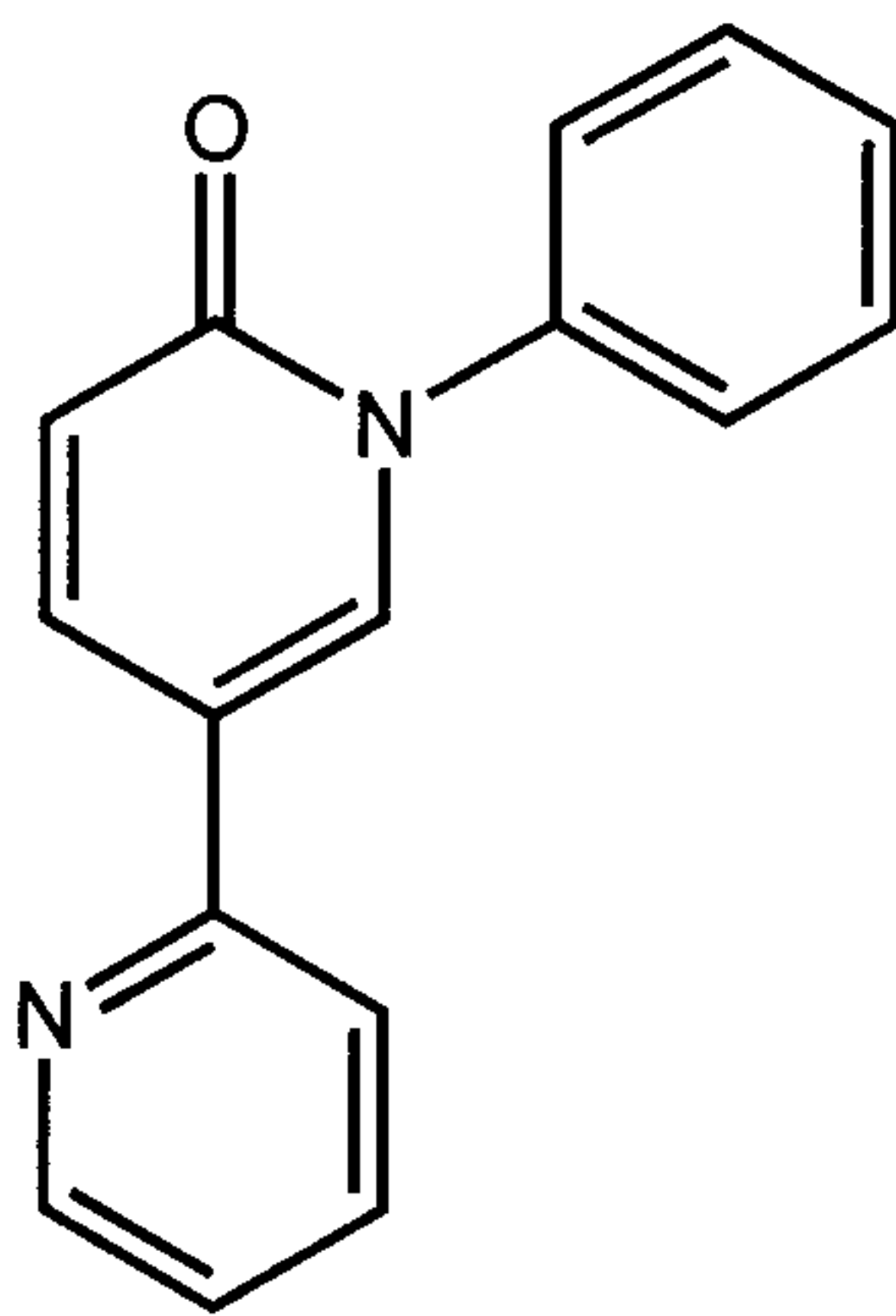
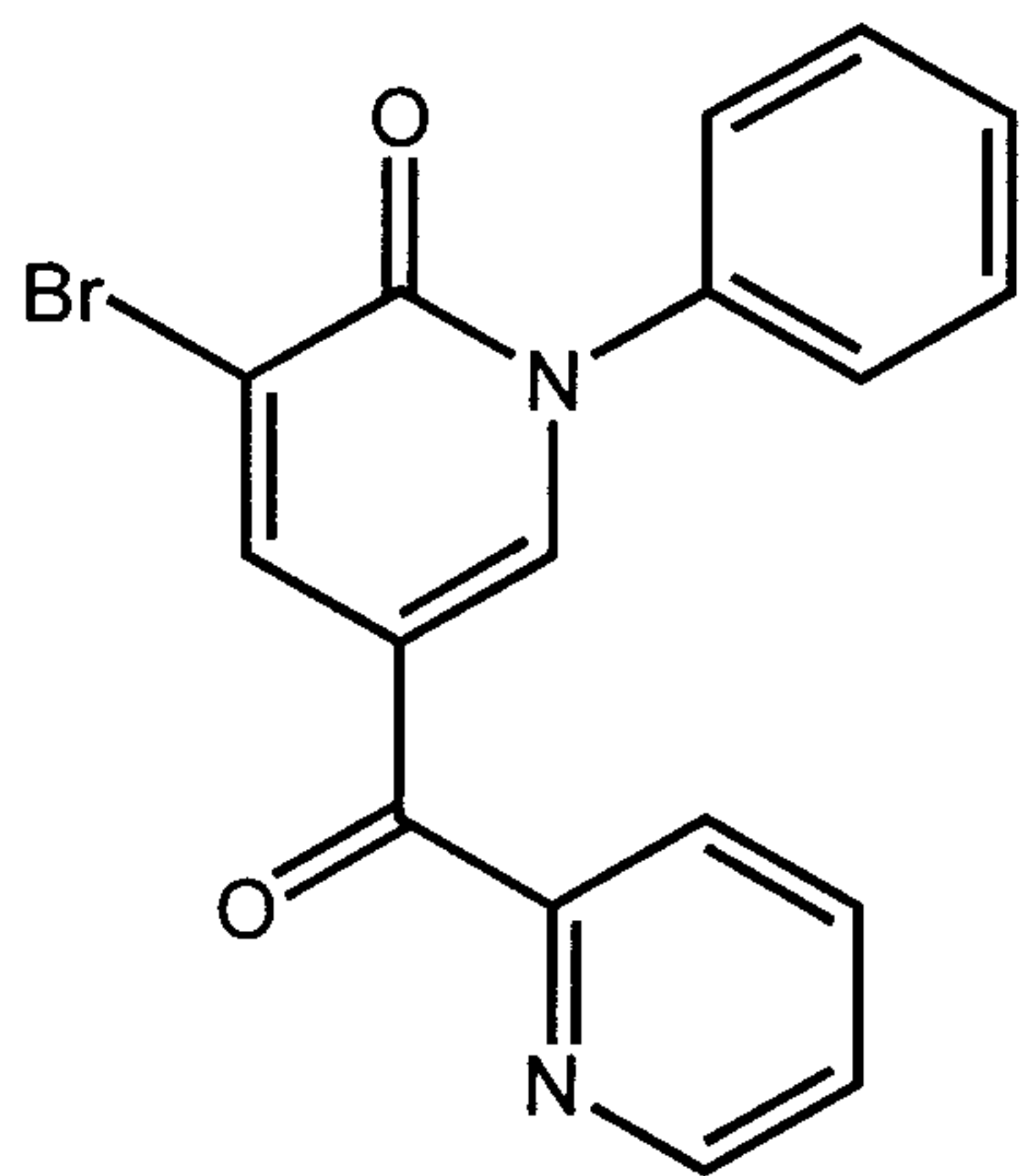
wherein any of the optionally substituted aforementioned rings may carry at least one substituent selected from (C<sub>1</sub>-C<sub>6</sub>)alkyl; (C<sub>1</sub>-C<sub>6</sub>)alkyloxy; hydroxy(C<sub>1</sub>-C<sub>6</sub>)alkyloxy; (C<sub>1</sub>-C<sub>6</sub>)alkyloxy(C<sub>1</sub>-C<sub>6</sub>)alkyl; (C<sub>1</sub>-C<sub>6</sub>)alkyloxy(C<sub>1</sub>-C<sub>6</sub>)alkyloxy; (C<sub>1</sub>-C<sub>6</sub>)alkyloxycarbonyl; (C<sub>1</sub>-C<sub>6</sub>)alkyloxycarbonyl(C<sub>1</sub>-C<sub>6</sub>)alkyl; (C<sub>1</sub>-C<sub>6</sub>)alkyloxycarbonyloxy; (C<sub>1</sub>-C<sub>6</sub>)alkyloxycarbonyl(C<sub>1</sub>-C<sub>6</sub>)alkyloxy; (C<sub>1</sub>-C<sub>6</sub>)alkylcarbonyl; (C<sub>1</sub>-C<sub>6</sub>)alkylcarbonyl(C<sub>1</sub>-C<sub>6</sub>)alkyloxy; (C<sub>1</sub>-C<sub>6</sub>)alkylthieno; (C<sub>1</sub>-C<sub>6</sub>)alkylsulfonyl; morpholiny, pyrrolidiny, (C<sub>1</sub>-C<sub>6</sub>)alkylsulfonylamino; (C<sub>2</sub>-C<sub>6</sub>)alkenyl; phenyl; fluoro; chloro; hydroxy; hydroxy(C<sub>1</sub>-

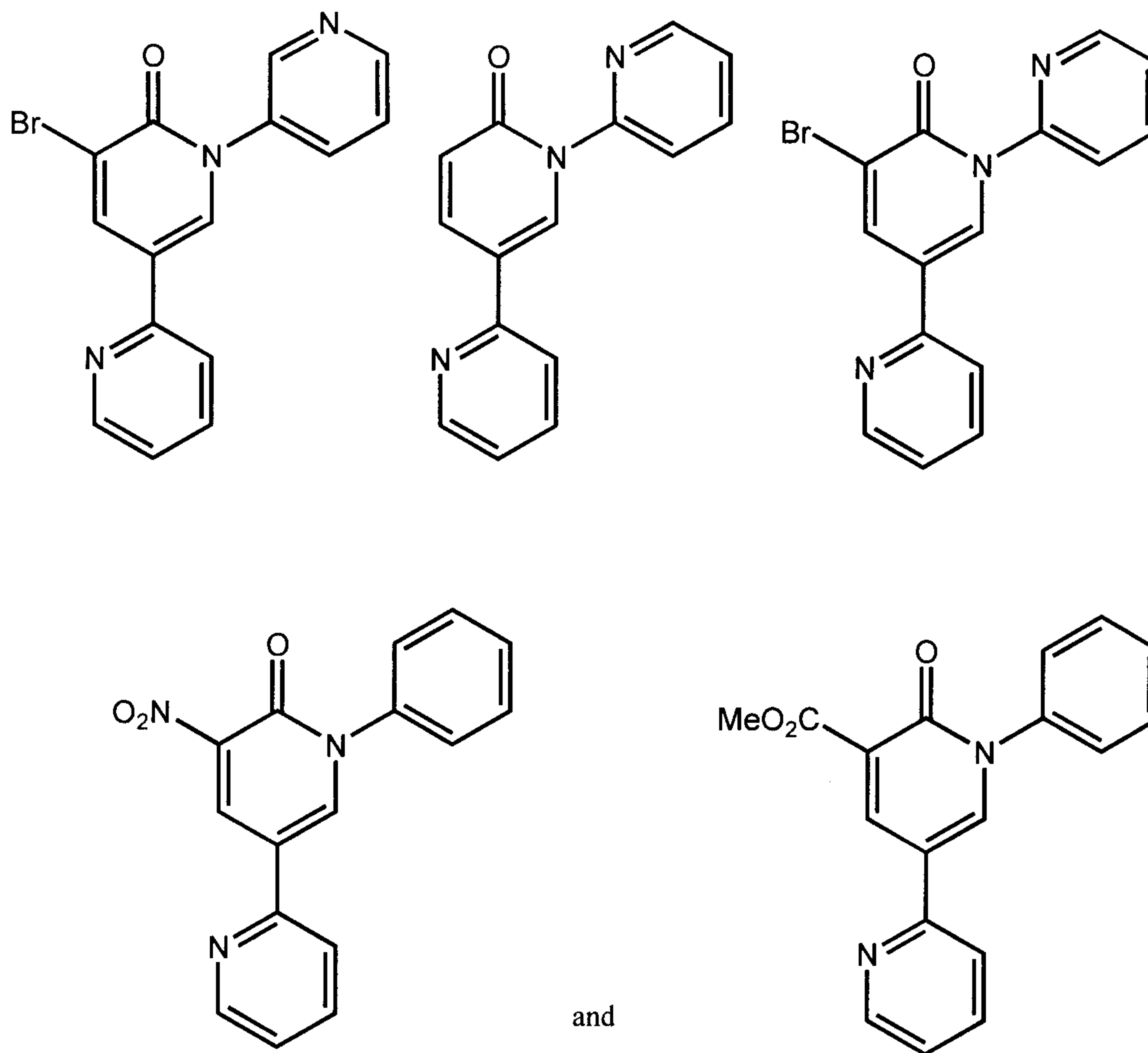


C<sub>6</sub>alkyl; cyano; cyano(C<sub>1</sub>-C<sub>6</sub>)alkyloxy; trifluoro(C<sub>1</sub>-C<sub>6</sub>)alkyl; trifluoro(C<sub>1</sub>-C<sub>6</sub>)alkyloxy; amino; amino(C<sub>1</sub>-C<sub>6</sub>)alkyloxy; mono- and di((C<sub>1</sub>-C<sub>6</sub>)alkyl)amino; mono- and di((C<sub>1</sub>-C<sub>6</sub>)alkylcarbonyl)amino; mono- and di((C<sub>1</sub>-C<sub>6</sub>)alkyloxycarbonyl)amino; mono- and di((C<sub>1</sub>-C<sub>6</sub>)alkylcarbonyl)amino(C<sub>1</sub>-C<sub>6</sub>)alkyl; mono- and di((C<sub>1</sub>-C<sub>6</sub>)alkylsulfonyl)amino(C<sub>1</sub>-C<sub>6</sub>)alkyloxy; mono- and di((C<sub>1</sub>-C<sub>6</sub>)alkyl)amino(C<sub>1</sub>-C<sub>6</sub>)alkyloxy; mono- and di((C<sub>1</sub>-C<sub>6</sub>)alkylcarbonyl)amino(C<sub>1</sub>-C<sub>6</sub>)alkyloxy; mono- and di((C<sub>1</sub>-C<sub>6</sub>)alkyl)aminocarbonyl; mono- and di((C<sub>1</sub>-C<sub>6</sub>)alkyl)aminocarbonyl(C<sub>1</sub>-C<sub>6</sub>)alkyl; mono- and di((C<sub>1</sub>-C<sub>6</sub>)alkyl)aminocarbonyl(C<sub>1</sub>-C<sub>6</sub>)alkyloxy; mono- and di((C<sub>1</sub>-C<sub>6</sub>)alkyl)amino(C<sub>1</sub>-C<sub>6</sub>)alkylamino; nitro; tri(C<sub>1</sub>-C<sub>6</sub>)alkylsilyl; morpholinyl; or heterocyclic-(C<sub>1</sub>-C<sub>6</sub>)alkyloxy selected from pyridinyl-(C<sub>1</sub>-C<sub>6</sub>)alkyloxy, morpholinyl-(C<sub>1</sub>-C<sub>6</sub>)alkyloxy, pyrrolidinyl-(C<sub>1</sub>-C<sub>6</sub>)alkyloxy optionally substituted with oxo, isoxazolyl-(C<sub>1</sub>-C<sub>6</sub>)alkyloxy, imidazolyl-(C<sub>1</sub>-C<sub>6</sub>)alkyloxy, tetrazolyl-(C<sub>1</sub>-C<sub>6</sub>)alkyloxy or thiazolyl-(C<sub>1</sub>-C<sub>6</sub>)alkyloxy, wherein the isoxazolyl, imidazolyl, tetrazolyl or thiazolyl rings may be optionally substituted with methyl.

wherein the compounds







are excluded.

- 5 21. A compound or a pharmaceutically acceptable acid or base addition salt thereof, a stereochemically isomeric form thereof and an N-oxide form thereof, wherein said compound is selected from
- 1-(4-methoxybenzyl)-2-oxo-4-phenyl-1,2-dihydropyridine-3-carbonitrile;
  - 1-(4-methylbenzyl)-2-oxo-4-phenyl-1,2-dihydropyridine-3-carbonitrile;
  - 1-(2-methylbenzyl)-2-oxo-4-(thiophen-2-yl)-1,2-dihydropyridine-3-carbonitrile;
  - 1-cinnamyl-2-oxo-4-(thiophen-2-yl)-1,2-dihydropyridine-3-carbonitrile;
  - 1-(2,4-difluorobenzyl)-5-(benzofuran-2-yl)pyridin-2(1H)-one;
  - 1-benzyl-5-(4-fluorophenyl)pyridin-2(1H)-one;
  - 1-(2,4-difluorobenzyl)-5-(4-fluorophenyl)pyridin-2(1H)-one;
  - 1-(3-chlorobenzyl)-5-(4-fluorophenyl)pyridin-2(1H)-one;
  - 1-benzyl-5-(4-methoxyphenyl)pyridin-2(1H)-one;



1-(3-(trifluoromethyl)benzyl)-5-phenylpyridin-2(1H)-one;  
1-(4-methylbenzyl)-5-phenylpyridin-2(1H)-one;  
1-(2,4-difluorobenzyl)-5-(thiophen-2-yl)pyridin-2(1H)-one;  
1-benzyl-5-(4-chlorophenyl)pyridin-2(1H)-one;  
1-(3-(trifluoromethyl)benzyl)-5-(4-chlorophenyl)pyridin-2(1H)-one;  
1-(2,4-difluorobenzyl)-5-(4-chlorophenyl)pyridin-2(1H)-one;  
1-(2,4-dichlorobenzyl)-5-(4-methoxyphenyl)pyrimidin-2(1H)-one;  
1-(3-chlorobenzyl)-5-phenylpyridin-2(1H)-one;  
1-(3-chlorobenzyl)-5-(4-methoxyphenyl)pyridin-2(1H)-one;

1-(2,4-difluorobenzyl)-5-phenylpyridin-2(1H)-one;  
1-Benzyl-5-(3-methoxyphenyl)pyridin-2(1H)-one;  
1-Benzyl-5-(3-chlorophenyl)pyridin-2(1H)-one;  
1-Benzyl-5-(4-cyanophenyl)pyridin-2(1H)-one;  
1-Benzyl-5-(3-nitrophenyl)pyridin-2(1H)-one;  
1-Benzyl-5-(2-fluorophenyl)pyridin-2(1H)-one;  
1-Benzyl-5-(3,4-dimethoxyphenyl)pyridin-2(1H)-one;  
1-Benzyl-5-(naphthalen-2-yl)pyridin-2(1H)-one;  
1-Benzyl-5-(2-methoxyphenyl)pyridin-2(1H)-one;  
1-Benzyl-5-m-tolylpyridin-2(1H)-one;  
1-Benzyl-5-(3-chloro-4-isopropoxyphenyl)pyridin-2(1H)-one;  
Ethyl-4-(1-benzyl-6-oxo-1,6-dihydropyridin-3-yl)benzoate;  
1-Benzyl-5-(2-fluoro-5-methoxyphenyl)pyridin-2(1H)-one;  
1-Benzyl-5-(4-tolyl)pyridin-2(1H)-one;  
1-Benzyl-5-(4-(trifluoromethoxy)phenyl)pyridin-2(1H)-one;  
1-Benzyl-5-(4-acetylphenyl)pyridin-2(1H)-one;  
2-(4-Fluorobenzyl)isoquinolin-1(2H)-one;  
1-(2-Fluorobenzyl)-5-(4-methoxyphenyl)pyridin-2(1H)-one;  
1-(4-Fluorobenzyl)-5-(4-methoxyphenyl)pyridin-2(1H)-one;  
1-(4-Nitrobenzyl)-5-(4-methoxyphenyl)pyridin-2(1H)-one;  
1-(3,4-Dichlorobenzyl)-5-(4-methoxyphenyl)pyridin-2(1H)-one;  
1-(3-Nitrobenzyl)-5-(4-methoxyphenyl)pyridin-2(1H)-one;  
1-(3-Methoxybenzyl)-5-(4-methoxyphenyl)pyridin-2(1H)-one;  
1-(Benzo[d]thiazol-2-ylmethyl)-5-(4-methoxyphenyl)pyridin-2(1H)-one;  
1-Benzyl-5-(4-isobutoxyphenyl)pyridin-2(1H)-one;  
1-Benzyl-5-(2-phenylethynyl)pyridin-2(1H)-one;

1-Benzyl-5-(4-hydroxyphenyl)pyridin-2(*1H*)-one;  
1-(4-Methoxybenzyl)-5-(4-methoxyphenyl)pyridin-2(*1H*)-one;  
1-(4-Chlorobenzyl)-5-(4-methoxyphenyl)pyridin-2(*1H*)-one;  
3-((5-(4-Methoxyphenyl)-2-oxopyridin-1(2H)-yl)methyl)benzonitrile;  
1-(3-Fluorobenzyl)-5-(4-methoxyphenyl)pyridin-2(*1H*)-one;  
5-(4-Methoxyphenyl)-1-(1-phenylethyl)pyridin-2(*1H*)-one;  
5-(4-Methoxyphenyl)-1-(pyridin-3-ylmethyl)pyridin-2(*1H*)-one;  
1-Benzyl-5-(4-ethylphenyl)pyridin-2(*1H*)-one;  
1-Benzyl-5-(2,3-dihydro-1-benzofuran-5-yl)pyridin-2(*1H*)-one;  
1-Benzyl-5-(4-(dimethylamino)phenyl)pyridin-2(*1H*)-one;  
1-Benzyl-5-(3,4-dimethylphenyl)pyridin-2(*1H*)-one;  
1-Benzyl-5-(3,4-dichlorophenyl)pyridin-2(*1H*)-one;  
1-((3-(4-Fluorophenyl)-1,2,4-oxadiazol-5-yl)methyl)-5-(4-methoxyphenyl)pyridin-2(*1H*)-one;  
1-Benzyl-5-(4-tert-butylphenyl)pyridin-2(*1H*)-one;  
1-Benzyl-5-(indol-5-yl)pyridin-2(*1H*)-one;  
1-Benzyl-5-(4-propoxyphenyl)pyridin-2(*1H*)-one;  
1-Benzyl-5-(4-(trimethylsilyl)phenyl)pyridin-2(*1H*)-one;  
1-Benzyl-5-(3,5-difluorophenyl)pyridin-2(*1H*)-one;  
*N*-(4-Fluorobenzyl)-2-(5-(4-methoxyphenyl)-2-oxopyridin-1(2H)-yl)-*N*-methylacetamide;  
1-((5-Fluorobenzo[d]oxazol-2-yl)methyl)-5-(4-methoxyphenyl)pyridin-2(*1H*)-one;  
1-Benzyl-5-(4-methoxyphenyl)-3-methylpyridin-2(*1H*)-one;  
1-Benzyl-5-(4-methoxyphenyl)-4-methylpyridin-2(*1H*)-one;  
1-Benzyl-5-(6-methoxypyridin-3-yl)pyridin-2(*1H*)-one;  
1-Benzyl-5-(4-methoxyphenyl)-3-nitropyridin-2(*1H*)-one;  
1-(4-Methylbenzyl)-5-(4-methoxyphenyl)pyridin-2(*1H*)-one;  
1-(3,4-Difluorobenzyl)-5-(4-methoxyphenyl)pyridin-2(*1H*)-one;  
1-(4-(Trifluoromethyl)benzyl)-5-(4-methoxyphenyl)pyridin-2(*1H*)-one;  
1-(3-Fluoro-4-methylbenzyl)-5-(4-methoxyphenyl)pyridin-2(*1H*)-one;  
Methyl 4-((5-(4-methoxyphenyl)-2-oxopyridin-1(2H)-yl)methyl)benzoate;  
4-((5-(4-Methoxyphenyl)-2-oxopyridin-1(2H)-yl)methyl)benzonitrile;  
5-(4-Methoxyphenyl)-1-(naphthalen-2-ylmethyl)pyridin-2(*1H*)-one;  
1-(3-Fluoro-4-(trifluoromethyl)benzyl)-5-(4-methoxyphenyl)pyridin-2(*1H*)-one;  
1-(3-Chloro-4-fluorobenzyl)-5-(4-methoxyphenyl)pyridin-2(*1H*)-one;  
1-(4-Chloro-3-(trifluoromethyl)benzyl)-5-(4-methoxyphenyl)pyridin-2(*1H*)-one;



1-(2-Fluoro-4-(trifluoromethyl)benzyl)-5-(4-methoxyphenyl)pyridin-2(*1H*)-one;  
 1-(2-Fluoro-4-chlorobenzyl)-5-(4-methoxyphenyl)pyridin-2(*1H*)-one;  
 1-(4-Chlorobenzyl)quinolin-2(*1H*)-one;  
 1-Benzyl-5-phenethylpyridin-2(*1H*)-one;  
 1-(3-Fluorobenzyl)-3-chloro-5-(4-methoxyphenyl)pyridin-2(*1H*)-one;  
 5-(4-Methoxyphenyl)-1-((5-methylisoxazol-3-yl)methyl)pyridin-2(*1H*)-one;  
 1-(4-Chlorobenzyl)-5-(2,5-difluorophenyl)pyridin-2(*1H*)-one;  
 1-(4-Chlorobenzyl)-5-(3-fluoro-4-methylphenyl)pyridin-2(*1H*)-one;  
 1-(4-Chlorobenzyl)-5-(2-ethoxyphenyl)pyridin-2(*1H*)-one;  
 1-(4-Chlorobenzyl)-5-(quinolin-3-yl)pyridin-2(*1H*)-one;  
 1-(4-Chlorobenzyl)-5-(4-tolyl)pyridin-2(*1H*)-one;  
 1-(4-Chlorobenzyl)-5-(2-fluorophenyl)pyridin-2(*1H*)-one;  
 Methyl-3-(4-(1-(4-chlorobenzyl)-1,6-dihydro-6-oxopyridin-3-yl)phenyl)propanoate;  
 1-(4-Chlorobenzyl)-5-(4-isobutylphenyl)pyridin-2(*1H*)-one;  
 1-(4-Chlorobenzyl)-5-(4-sec-butylphenyl)pyridin-2(*1H*)-one;  
 1-(4-Chlorobenzyl)-5-(4-vinylphenyl)pyridin-2(*1H*)-one;  
 1-(4-Chlorobenzyl)-5-(3-methoxyphenyl)pyridin-2(*1H*)-one;  
 1-(4-Chlorobenzyl)-5-(2,3-dihydrobenzofuran-5-yl)pyridin-2(*1H*)-one;  
 1-(4-Chlorobenzyl)-5-(4-acetylphenyl)pyridin-2(*1H*)-one;  
 3-(4-(1-(4-Chlorobenzyl)-1,6-dihydro-6-oxopyridin-3-yl)phenyl)propanoic acid;  
 Methyl 3-(3-(1-(4-chlorobenzyl)-6-oxo-1,6-dihydropyridin-3-yl)phenyl)propanoate;  
 1-(4-Chlorobenzyl)-5-(4-(ethylthio)phenyl)pyridin-2(*1H*)-one;  
 1-(4-Chlorobenzyl)-5-(3-ethoxyphenyl)pyridin-2(*1H*)-one;  
*N*-(3-(1-(4-Chlorobenzyl)-6-oxo-1,6-dihydropyridin-3-yl)phenyl)methanesulfonamide;  
 1-(4-Chlorobenzyl)-5-(6-methoxypyridin-3-yl)pyridin-2(*1H*)-one;  
 1-(4-Chlorobenzyl)-5-(4-(methoxymethyl)phenyl)pyridin-2(*1H*)-one;  
 1-(4-Chlorobenzyl)-5-((3-methoxymethyl)phenyl)pyridin-2(*1H*)-one;  
 1-(4-Chlorobenzyl)-5-(furan-3-yl)pyridin-2(*1H*)-one;  
 1-(4-Chlorobenzyl)-5-(1-benzyl-1*H*-pyrazol-4-yl)pyridin-2(*1H*)-one;  
 1-(4-Chlorobenzyl)-5-(4-(methylthio)phenyl)pyridin-2(*1H*)-one;  
 1-(4-Chlorobenzyl)-5-(1-methyl-1*H*-indol-5-yl)pyridin-2(*1H*)-one;  
*tert*-Butyl 2-(1-(4-chlorobenzyl)-6-oxo-1,6-dihydropyridin-3-yl)-1*H*-pyrrole-1-carboxylate;  
 1-(3-Fluorobenzyl)-5-*p*-tolylpyridin-2(*1H*)-one;  
 5-(4-((2*H*-Tetrazol-5-yl)methyl)phenyl)-1-(4-chlorobenzyl)pyridin-2(*1H*)-one;



1-(3-Fluorobenzyl)-5-(2-(3-methoxyphenyl)ethynyl)pyridine-2(*1H*)-one;  
1-(3-Fluorobenzyl)-5-(2-(pyridin-3-yl)ethynyl)pyridin-2(*1H*)-one hydrochloride;  
1-(4-Chlorobenzyl)-5-(4-(methylsulfonyl)phenyl)pyridin-2(*1H*)-one;  
1-(4-Chlorobenzyl)-5-(*1H*-indol-5-yl)pyridin-2(*1H*)-one;  
1-(4-Chlorobenzyl)-5-(4-methoxyphenyl)-6-methylpyridin-2(*1H*)-one;  
1-(3-Fluorobenzyl)-4-phenylpyridin-2(*1H*)-one;  
1-(3-Fluorobenzyl)-4-(4-methoxyphenyl)pyridin-2(*1H*)-one;  
1-((6-Chloropyridin-3-yl)methyl)-5-(4-methoxyphenyl)pyridin-2(*1H*)-one;  
1-(4-Chloro-3-fluorobenzyl)-5-(4-methoxyphenyl)pyridin-2(*1H*)-one;  
1-(3,4-Difluorobenzyl)-5-(4-(methoxymethyl)phenyl)pyridin-2(*1H*)-one;  
1-(3,4-Difluorobenzyl)-5-(4-acetylphenyl)pyridin-2(*1H*)-one;  
1-(3,4-Difluorobenzyl)-5-(2,3-dihydrobenzofuran-5-yl)pyridin-2(*1H*)-one;  
1-(4-Methyl-benzyl)-2-oxo-4-thiophen-2-yl-1,2-dihydro-pyridine-3-carbonitrile;  
1-(3,4-Difluorobenzyl)-5-(3-methoxyphenyl)pyridin-2(*1H*)-one;  
5-(4-Methoxyphenyl)-1-(3-phenylpropyl)pyridin-2(*1H*)-one;  
1-(4-Fluorophenethyl)-5-(4-methoxyphenyl)pyridin-2(*1H*)-one;  
5-(4-Methoxyphenyl)-1-(4-phenylbutyl)pyridin-2(*1H*)-one;  
1-(4-Chlorobenzyl)-5-(4-hydroxyphenyl)pyridin-2(*1H*)-one;  
1-(4-Chlorobenzyl)-5-((methyl(phenyl)amino)methyl)pyridin-2(*1H*)-one;  
1-(4-Chlorobenzyl)-5-((benzyl(methyl)amino)methyl)pyridin-2(*1H*)-one;  
1-(4-Chlorobenzyl)-5-((phenylamino)methyl)pyridin-2(*1H*)-one;  
(*Z*)-5-(3-Methoxystyryl)-1-(4-chlorobenzyl)pyridin-2(*1H*)-one;  
(*E*)-5-(3-Methoxystyryl)-1-(4-chlorobenzyl)pyridin-2(*1H*)-one;  
1-(3-Fluorobenzyl)-4-phenethoxypyridin-2(*1H*)-one;  
1-(4-Chlorobenzyl)-5-(4-isopropoxyphenyl)pyridin-2(*1H*)-one;  
Ethyl 2-(4-(1-(4-chlorobenzyl)-6-oxo-1,6-dihydropyridin-3-yl)phenoxy)acetate;  
1-(4-Chlorobenzyl)-5-((4-fluorophenyl)(hydroxy)methyl)pyridine-2(*1H*)-one;  
1-(4-Chlorobenzyl)-5-(4-fluorobenzyl)pyridin-2(*1H*)-one;  
1-(4-Chlorobenzyl)-5-(hydroxy(3-methoxyphenyl)methyl)pyridin-2(*1H*)-one;  
5-(4-Methoxyphenyl)-1-(2-oxo-2-phenylethyl)-*1H*-pyridin-2-one;  
1-((4-Chlorophenoxy)methyl)-5-(4-methoxyphenyl)pyridin-2(*1H*)-one;  
5-(4-Methoxyphenyl)-1-(2-phenoxyethyl)pyridin-2(*1H*)-one;  
1-(4-Chlorobenzyl)-5-(4-sec-butoxyphenyl)pyridin-2(*1H*)-one;  
1-(4-Chlorobenzyl)-5-(3-methoxybenzoyl)pyridin-2(*1H*)-one;  
5-(3-Methoxyphenethyl)-1-(4-chloro-3-fluorobenzyl)pyridin-2(*1H*)-one;  
1-(3,4-Difluorobenzyl)-5-(3-methoxyphenethyl)pyridine-2(*1H*)-one;

5-(3-Methoxybenzyl)-1-(4-chlorobenzyl)pyridin-2(*1H*)-one;  
1-(4-Chloro-3-fluorobenzyl)-5-(4-methoxyphenethyl)pyridine-2(*1H*)-one;  
1-(4-Chloro-2-fluorobenzyl)-5-(4-methoxyphenyl)-4-methylpyridin-2(*1H*)-one;  
1-(4-Chloro-2-fluorobenzyl)-4-methyl-5-phenylpyridin-2(*1H*)-one;  
1-(4-Chloro-3-fluorobenzyl)-5-(benzo[d]thiazol-2-yl)pyridin-2(*1H*)-one;  
1-(3,4-Difluorobenzyl)-5-(phenoxymethyl)pyridin-2(*1H*)-one;  
1-(4-Chlorobenzyl)-5-((4-methoxyphenoxy)methyl)pyridin-2(*1H*)-one;  
1-(4-Chlorobenzyl)-5-((4-fluorophenyl)(methyl)amino)pyridin-2(*1H*)-one;  
1-(4-Chloro-2-fluorobenzyl)-5-(phenoxymethyl)pyridin-2(*1H*)-one;  
1-(3,4-Difluorobenzyl)-5-(thiophen-2-yl)pyridin-2(*1H*)-one;  
4-(1-(3,4-Difluorobenzyl)-6-oxo-1,6-dihydropyridin-3-yl)benzonitrile;  
*N*-(4-(1-(3,4-Difluorobenzyl)-6-oxo-1,6-dihydropyridin-3-yl)phenyl)methanesulfonamide;  
*N*-(3-Chlorobenzyl)-2-(5-(4-methoxyphenyl)-2-oxopyridin-1(2H)-yl)-*N*-methylacetamide;  
*N*-Benzyl-2-(5-(4-methoxyphenyl)-2-oxopyridin-1(2H)-yl)-*N*-methylacetamide;  
*N*-(3-Methoxybenzyl)-2-(5-(4-methoxyphenyl)-2-oxopyridin-1(2H)-yl)-*N*-methylacetamide;  
1-(3,4-Difluorobenzyl)-5-(6-methoxypyridin-3-yl)pyridine-2(*1H*)-one;  
1-(3,4-Difluorobenzyl)-5-(benzo[d][1,3]dioxol-5-yl)pyridin-2(*1H*)-one;  
1-(4-Chloro-2-fluorobenzyl)-5-(4-(trifluoromethyl)phenyl)pyridin-2(*1H*)-one;  
1-(4-Chloro-2-fluorobenzyl)-5-(3-fluoro-4-methoxyphenyl)pyridin-2(*1H*)-one;  
1-(4-(Trifluoromethoxy)benzyl)-5-(4-methoxyphenyl)pyridin-2(*1H*)-one;  
1-(2,4-Difluorobenzyl)-5-(4-methoxyphenyl)pyridin-2(*1H*)-one;  
1-(2-Methylphenylmethyl)-5-(4-methoxyphenyl)pyridin-2(*1H*)-one;  
1-(2,3-Difluorobenzyl)-5-(4-methoxyphenyl)pyridin-2(*1H*)-one;  
1-(4-Chlorobenzyl)-4-methylquinolin-2(*1H*)-one;  
*N*-(4-Nitrobenzyl)-2-(5-(4-methoxyphenyl)-2-oxopyridin-1(2H)-yl)-*N*-methylacetamide;  
*N*-(4-Methylbenzyl)-2-(5-(4-methoxyphenyl)-2-oxopyridin-1(2H)-yl)-*N*-methylacetamide;  
*N*-(4-(Trifluoromethyl)benzyl)-2-(5-(4-methoxyphenyl)-2-oxopyridin-1(2H)-yl)-*N*-methylacetamide;  
1-(4-Chlorobenzyl)-5-phenylpyridin-2(*1H*)-one;  
1-(4-Chloro-2-fluorobenzyl)-5-(benzo[b]thiophen-5-yl)pyridin-2(*1H*)-one;  
1-(2,4,6-Trifluorobenzyl)-5-(4-methoxyphenyl)pyridin-2(*1H*)-one;  
1-(2-Chlorobenzyl)-5-(4-methoxyphenyl)pyridin-2(*1H*)-one;  
5-(4-Methoxyphenyl)-1-(((6-(trifluoromethyl)pyridin-3-yl)methyl)pyridin-2(*1H*)-one hydrochloride;



4-(1-(4-Methoxybenzyl)-6-oxo-1,6-dihydropyridin-3-yl)benzonitrile;  
 1-(4-Methoxybenzyl)-5-(4-acetylphenyl)pyridin-2(*1H*)-one;  
 5-(4-Methoxyphenyl)-1-((6-methoxypyridin-3-yl)methyl)pyridin-2(*1H*)-one hydrochloride;  
 1-(4-Chloro-2-fluorobenzyl)-5-(3,4-dimethoxyphenyl)pyridin-2(*1H*)-one;  
 5-(4-Methoxyphenyl)-1-((5-phenyl-1,2,4-oxadiazol-3-yl)methyl)pyridin-2(*1H*)-one;  
 1-(4-Chloro-2-fluorobenzyl)-5-(4-hydroxyphenyl)pyridin-2(*1H*)-one;  
 1-(4-Chloro-2-fluorobenzyl)-5-(4-(pyrrolidin-1-ylsulfonyl)phenyl)pyridin-2(*1H*)-one;  
 1-(4-Chloro-2-fluorobenzyl)-5-(4-(morpholinosulfonyl)phenyl)pyridin-2(*1H*)-one;  
 1-((4-Fluorobenzo[d]thiazol-2-yl)methyl)-5-(4-methoxyphenyl)pyridin-2(*1H*)-one;  
 1-(4-Chloro-2-fluorobenzyl)-5-(4-(2-methoxyethoxy)phenyl)pyridin-2(*1H*)-one;  
 1-(4-Chloro-2-fluorobenzyl)-5-bromopyridin-2(*1H*)-one;  
 Methyl 1-(4-chlorobenzyl)-2-oxo-5-phenyl-1,2-dihydropyridine-3-carboxylate;  
 1-(4-Chlorobenzyl)-3-(hydroxymethyl)-5-(4-methoxyphenyl)pyridin-2(*1H*)-one;  
 1-(4-Chloro-2-fluorobenzyl)-5-(4-(2-morpholinoethoxy)phenyl)pyridin-2(*1H*)-one;  
 1-(Benzo[d]thiazol-2-ylmethyl)-5-phenylpyridin-2(*1H*)-one;  
 1-(4-Chloro-2-fluorobenzyl)-5-(4-(2-(dimethylamino)ethoxy)phenyl)pyridin-2(*1H*)-one;  
 2-(4-(1-(4-Chloro-2-fluorobenzyl)-6-oxo-1,6-dihydropyridin-3-yl)phenoxy)acetonitrile;  
 5-(4-((2H-Tetrazol-5-yl)methoxy)phenyl)-1-(4-chloro-2-fluorobenzyl)pyridin-2(*1H*)-one;  
 1-Butyl-5-(4-methoxyphenyl)pyridin-2(*1H*)-one;  
 1-(4-Chloro-2-fluorobenzyl)-5-(4-(3-morpholinopropoxy)phenyl)pyridin-2(*1H*)-one hydrochloride;  
 1-(4-Chloro-2-fluorobenzyl)-5-(4-(3-(dimethylamino)propoxy)phenyl)pyridin-2(*1H*)-one;  
 4-(1-(4-Chloro-2-fluorobenzyl)-6-oxo-1,6-dihydropyridin-3-yl)phenyl methyl carbonate;  
 1-(4-Chloro-2-fluorobenzyl)-5-(4-(2-oxopropoxy)phenyl)pyridin-2(*1H*)-one;  
 1-(4-Chloro-2-fluorobenzyl)-5-(4-isobutoxyphenyl)pyridin-2(*1H*)-one;  
 1-(4-Chloro-2-fluorobenzyl)-5-(4-methoxy-3-methylphenyl)pyridin-2(*1H*)-one;  
 Methyl 2-(4-(1-(4-chloro-2-fluorobenzyl)-6-oxo-1,6-dihydropyridin-3-yl)phenoxy)acetate;  
 5-(4-(*1H*-Tetrazol-5-yl)phenyl)-1-(4-chloro-2-fluorobenzyl)pyridin-2(*1H*)-one;  
 1-(4-Chloro-2-fluorobenzyl)-5-(4-aminophenyl)pyridin-2(*1H*)-one hydrochloride;



1-(4-Chloro-2-fluorobenzyl)-5-(3-aminophenyl)pyridin-2(*1H*)-one;  
1-(4-Chloro-2-fluorobenzyl)-5-(4-(hydroxymethyl)phenyl)pyridin-2(*1H*)-one;  
1-(4-Chloro-2-fluorobenzyl)-3-fluoro-5-(4-methoxyphenyl)pyridin-2(*1H*)-one;  
1-(4-Chloro-2-fluorobenzyl)-5-(4-methoxy-3,5-dimethylphenyl)pyridin-2(*1H*)-one;  
1-Isobutyl-5-(4-methoxyphenyl)pyridin-2(*1H*)-one;  
1-Isopentyl-5-(4-methoxyphenyl)pyridin-2(*1H*)-one;  
5-(4-Methoxyphenyl)-1-(pent-4-ynyl)pyridin-2(*1H*)-one;  
1-(Cyclohexylmethyl)-5-(4-methoxyphenyl)pyridin-2(*1H*)-one;  
*N*-(4-(1-(4-Chloro-2-fluorobenzyl)-6-oxo-1,6-dihydropyridin-3-yl)phenyl)acetamide;  
1-(4-Chloro-2-fluorobenzyl)-5-(4-((2-methylthiazol-4-yl)methoxy)phenyl)pyridin-2(*1H*)-one;  
1-(4-Chloro-2-fluorobenzyl)-5-(4-((1-methyl-1*H*-imidazol-2-yl)methoxy)phenyl)pyridin-2(*1H*)-one;  
1-(4-Chloro-2-fluorobenzyl)-5-(3,4-dihydro-2*H*-benzo[*b*][1,4]dioxepin-7-yl)pyridin-2(*1H*)-one;  
1-(4-Chloro-2-fluorobenzyl)-5-(4-(2-aminoethoxy)phenyl)pyridin-2(*1H*)-one;  
1-(4-Chloro-2-fluorobenzyl)-5-(4-((5-methylisoxazol-3-yl)methoxy)phenyl)pyridin-2(*1H*)-one;  
*tert*-Butyl 4-(1-(4-chloro-2-fluorobenzyl)-6-oxo-1,6-dihydropyridin-3-yl)benzylcarbamate;  
1-(4-Chloro-2-fluorobenzyl)-5-(4-propoxyphenyl)pyridin-2(*1H*)-one;  
1-(4-Chloro-2-fluorobenzyl)-4-methoxy-5-(4-methoxyphenyl)pyridin-2(*1H*)-one;  
*N*-(3-(1-(4-Chloro-2-fluorobenzyl)-6-oxo-1,6-dihydropyridin-3-yl)phenyl)acetamide;  
1-(4-Chloro-2-fluorobenzyl)-5-(4-(aminomethyl)phenyl)pyridin-2(*1H*)-one;  
1-(4-Chlorobenzyl)-5-(3-hydroxyphenyl)pyridin-2(*1H*)-one;  
*N*-(4-(1-(4-Chloro-2-fluorobenzyl)-6-oxo-1,6-dihydropyridin-3-yl)benzyl)acetamide;  
*N*-(4-(1-(4-Chloro-2-fluorobenzyl)-6-oxo-1,6-dihydropyridin-3-yl)benzyl)methanesulfonamide;  
*N*-(3-(1-(4-Chloro-2-fluorobenzyl)-6-oxo-1,6-dihydropyridin-3-yl)benzyl)acetamide;  
*N*-(3-(1-(4-Chloro-2-fluorobenzyl)-6-oxo-1,6-dihydropyridin-3-yl)benzyl)methanesulfonamide;  
1-(4-Chloro-3-fluorobenzyl)-5-bromo-4-methylpyridin-2(*1H*)-one;  
5-(4-Methoxyphenyl)-1-((5-(trifluoromethyl)furan-2-yl)methyl)pyridin-2(*1H*)-one;  
1-(4-(Methoxymethyl)benzyl)-5-(4-methoxyphenyl)pyridin-2(*1H*)-one;  
1-(4-Chloro-3-fluorobenzyl)-5-bromo-4-methylpyridin-2(*1H*)-one;

1-(4-Chloro-2-fluorobenzyl)-5-(4-(2-(2-oxopyrrolidin-1-yl)ethoxy)phenyl)pyridin-2(1*H*)-one;  
 2-(4-(1-(4-Chloro-2-fluorobenzyl)-6-oxo-1,6-dihydropyridin-3-yl)phenoxy)-*N*-methylacetamide;  
 1-(4-Chloro-2-fluorobenzyl)-5-(4-(3-aminopropoxy)phenyl)pyridin-2(1*H*)-one;  
 1-(4-(Ethoxymethyl)benzyl)-5-(4-methoxyphenyl)pyridin-2(1*H*)-one;  
 1-(4-chlorobenzyl)-5-(4-(ethoxymethyl)phenyl)pyridin-2(1*H*)-one;  
*N*-(2-(4-(1-(4-Chloro-2-fluorobenzyl)-6-oxo-1,6-dihydropyridin-3-yl)phenoxy)ethyl)acetamide;  
*N*-Acetyl-*N*-(2-(4-[1-(4-chloro-2-fluorobenzyl)-6-oxo-1,6-dihydropyridin-3-yl]phenoxy)ethyl)acetamide;  
*N*-(2-(4-(1-(4-Chloro-2-fluorobenzyl)-6-oxo-1,6-dihydropyridin-3-yl)phenoxy)ethyl)methanesulfonamide;  
*N*-(3-(4-(1-(4-Chloro-2-fluorobenzyl)-6-oxo-1,6-dihydropyridin-3-yl)phenoxy)propyl)methanesulfonamide;  
*N*-Acetyl-*N*-(3-(4-(1-(4-chloro-2-fluorobenzyl)-6-oxo-1,6-dihydropyridin-3-yl)phenoxy)propyl)acetamide;  
*N*-(3-(4-(1-(4-Chloro-2-fluorobenzyl)-6-oxo-1,6-dihydropyridin-3-yl)phenoxy)propyl)acetamide;  
 1-(4-Chloro-2-fluorobenzyl)-5-isopropylpyridin-2(1*H*)-one;  
 1-(4-Chlorobenzyl)-5-(6-(dimethylamino)pyridin-3-yl)pyridin-2(1*H*)-one;  
 1-(4-Chlorobenzyl)-5-(3-amino-4-methoxyphenyl)pyridin-2(1*H*)-one;  
 1-(4-Chlorobenzyl)-5-(4-morpholinophenyl)pyridin-2(1*H*)-one;  
 1-(4-Chlorobenzyl)-5-(5-methylthiophen-2-yl)pyridin-2(1*H*)-one;  
 1-(4-Chlorobenzyl)-5-(6-morpholinopyridin-3-yl)pyridin-2(1*H*)-one;  
 1-(4-Chloro-2-fluorobenzyl)-5-(6-methoxypyridin-3-yl)pyridin-2(1*H*)-one;  
 5-(6-Methoxypyridin-3-yl)-1-((6-(trifluoromethyl)pyridin-3-yl)methyl)pyridin-2(1*H*)-one;  
 1-(4-Chlorobenzyl)-5-(4-(ethoxymethyl)phenyl)pyridin-2(1*H*)-one;  
 1-(4-Chlorobenzyl)-5-(4-(benzyloxymethyl)phenyl)pyridin-2(1*H*)-one;  
 1-(4-Chlorobenzyl)-5-(4-(hydroxymethyl)phenyl)pyridin-2(1*H*)-one;  
 1-(4-Chlorobenzyl)-5-(4-(dimethylamino)phenyl)pyridin-2(1*H*)-one;  
 1-(4-Chlorobenzyl)-5-(quinoxalin-6-yl)pyridin-2(1*H*)-one;  
 Methyl 4-(1-(4-chlorobenzyl)-6-oxo-1,6-dihydropyridin-3-yl)benzoate;  
 1-(4-Chlorobenzyl)-5-(4-(3-hydroxypropyl)phenyl)pyridin-2(1*H*)-one;  
 4-(1-Isopentyl-6-oxo-1,6-dihydropyridin-3-yl)benzonitrile;  
*N*-(3-(1-Isopentyl-6-oxo-1,6-dihydropyridin-3-yl)phenyl)methanesulfonamide;  
 3-(1-(4-Chloro-2-fluorobenzyl)-6-oxo-1,6-dihydropyridin-3-yl)benzonitrile;  
 1-(4-Chlorobenzyl)-5-(4-methoxyphenyl)pyrazin-2(1*H*)-one;



1-(4-Chlorobenzyl)-5-(6-chloropyridin-3-yl)pyridin-2(*1H*)-one;  
*N*-(5-(1-(4-Chlorobenzyl)-6-oxo-1,6-dihydropyridin-3-yl)-2-methoxyphenyl)methanesulfonamide;  
 5-(4-Methoxyphenyl)-1-pentylpyridin-2(*1H*)-one;  
 1-(Cyclopropylmethyl)-5-(4-methoxyphenyl)pyridin-2(*1H*)-one;  
 5-(4-Methoxyphenyl)-1-(4,4,4-trifluorobutyl)pyridin-2(*1H*)-one;  
 1-(Cyclopentylmethyl)-5-(4-methoxyphenyl)pyridin-2(*1H*)-one;  
 Methyl 2-(4-(1-(4-chlorobenzyl)-6-oxo-1,6-dihydropyridin-3-yl)phenyl)acetate;  
 1-(4-Chlorobenzyl)-5-cyclohexylpyridin-2(*1H*)-one;  
 1-(4-Chlorobenzyl)-5-(quinolin-7-yl)pyridin-2(*1H*)-one;  
 1-(4-Chloro-2-fluorobenzyl)-5-(4-(furan-2-ylmethoxy)phenyl)pyridin-2(*1H*)-one;  
 5-(3-(2H-Tetrazol-5-yl)phenyl)-1-(4-chloro-2-fluorobenzyl)pyridin-2(*1H*)-one;  
 1-(4-Chlorobenzyl)-5-(4-(2-hydroxypropan-2-yl)phenyl)pyridin-2(*1H*)-one;  
 1-(4-Chlorobenzyl)-5-(4-(isobutoxymethyl)phenyl)pyridin-2(*1H*)-one;  
 1-(4-Chlorobenzyl)-5-phenylpyrazin-2(*1H*)-one;  
 1-(4-Chlorobenzyl)-5-(4-((2-(dimethylamino)ethoxy)methyl)phenyl)pyridin-2(*1H*)-one;  
 1-(4-Chlorobenzyl)-5-(4-((2-morpholinoethoxy)methyl)phenyl)pyridin-2(*1H*)-one;  
 2-(4-(1-(4-Chlorobenzyl)-6-oxo-1,6-dihydropyridin-3-yl)phenyl)acetic acid;  
 4-(1-(4-Chlorobenzyl)-6-oxo-1,6-dihydropyridin-3-yl)-*N,N*-dimethylbenzamide;  
 2-(4-(1-(4-Chlorobenzyl)-6-oxo-1,6-dihydropyridin-3-yl)phenyl)-*N,N*-dimethylacetamide;  
*N*-(2-(4-(1-(4-chlorobenzyl)-6-oxo-1,6-dihydropyridin-3-yl)benzyloxy)ethyl)acetamide;  
 1-(4-Chlorobenzyl)-5-(4-((2-methoxyethoxy)methyl)phenyl)pyridin-2(*1H*)-one;  
  
 2-(4-(1-(4-Chlorobenzyl)-6-oxo-1,6-dihydropyridin-3-yl)phenyl)-*N*-methylacetamide;  
 3-(4-(1-(4-Chlorobenzyl)-6-oxo-1,6-dihydropyridin-3-yl)phenyl)-*N*-methylpropanamide;  
 3-(4-(1-(4-Chlorobenzyl)-6-oxo-1,6-dihydropyridin-3-yl)phenyl)-*N,N*-dimethylpropanamide;  
 1-(4-Chloro-2-fluorobenzyl)-5-(4-(2-hydroxypropoxy)phenyl)pyridin-2(*1H*)-one;  
 1-Isopentyl-2-oxo-4-(thiophen-2-yl)-1,2-dihydropyridine-3-carbonitrile;  
 2-Oxo-1-(3-phenylpropyl)-4-(thiophen-2-yl)-1,2-dihydropyridine-3-carbonitrile;  
 4-(Furan-2-yl)-1-isopentyl-2-oxo-1,2-dihydropyridine-3-carbonitrile;  
 4-(Furan-2-yl)-2-oxo-1-(3-phenylpropyl)-1,2-dihydropyridine-3-carbonitrile;



1-(4-Methylphenylmethyl)-4-(furan-2-yl)-2-oxo-1,2-dihydropyridine-3-carbonitrile;  
1-(4-Chloro-2-fluorobenzyl)-5-(3-phenylpropyl)pyridin-2(1*H*)-one;  
1-(4-Chloro-2-fluorobenzyl)-5-(4-(3-methoxyphenyl)butyl)pyridin-2(1*H*)-one;  
1-(4-Chloro-2-fluorobenzyl)-5-(4-phenylbutyl)pyridin-2(1*H*)-one;  
1-(4-Chlorobenzyl)-5-butylpyridin-2(1*H*)-one;  
1-(4-Chlorobenzyl)-5-(4-methoxyphenyl)pyrimidin-2(1*H*)-one;  
1-Benzyl-5-(4-methoxyphenyl)pyrimidin-2(1*H*)-one;  
1-Isopentyl-5-(4-methoxyphenyl)pyrazin-2(1*H*)-one;  
1-(4-Chlorobenzyl)-5-(4-(2-(dimethylamino)ethylamino)phenyl)pyridin-2(1*H*)-one;  
1-(4-Chlorobenzyl)-5-(4-(2-methoxyethylamino)phenyl)pyridin-2(1*H*)-one;  
1-(4-Chlorobenzyl)-5-(4-(propylamino)phenyl)pyridin-2(1*H*)-one;  
1-(3,3-Dimethylbutyl)-5-(4-methoxyphenyl)pyridin-2(1*H*)-one;  
1-(4-Chloro-2-fluorobenzyl)-5-(4-(pyridin-3-ylmethoxy)phenyl)pyridin-2(1*H*)-one;  
1-(4-Chlorobenzyl)-4-(2-hydroxyethyl)-5-(4-methoxyphenyl)pyridin-2(1*H*)-one;  
1-(4-Chloro-2-fluorobenzyl)-5-(4-(4-methoxyphenyl)butyl)pyridin-2(1*H*)-one;  
1-(4-Chloro-2-fluorobenzyl)-5-(4-methoxybenzyl)pyridin-2(1*H*)-one;  
1-(4-Chloro-2-fluorobenzyl)-5-(3-phenoxypropyl)pyridin-2(1*H*)-one;  
1-Isopentyl-4-methylquinolin-2(1*H*)-one;  
1-(4-Chlorobenzyl)-5-(4-methoxyphenoxy)pyridin-2(1*H*)-one;  
1-(4-Chlorobenzyl)-5-propoxypyridin-2(1*H*)-one;  
1-(4-Chlorobenzyl)-5-(cyclohexylmethoxy)pyridin-2(1*H*)-one;  
1-(4-Chlorobenzyl)-5-(4-fluorobenzyloxy)pyridin-2(1*H*)-one;  
1-(4-Chlorobenzyl)-5-(4-methoxybenzyloxy)pyridin-2(1*H*)-one;  
1-(4-Chlorobenzyl)-5-phenethoxypyridin-2(1*H*)-one;  
1-(4-Chlorobenzyl)-5-(4-fluorophenoxy)pyridin-2(1*H*)-one;  
1-(4-Chlorobenzyl)-5-(2-methoxyethoxy)pyridin-2(1*H*)-one;  
1-(4-Chlorobenzyl)-5-(5-methylpyridin-2-yl)pyridin-2(1*H*)-one;  
1-(4-Chloro-2-fluorobenzyl)-5-(4-(pyridin-2-ylmethoxy)phenyl)pyridin-2(1*H*)-one;  
1-(4-Chloro-2-fluorobenzyl)-4-(methoxymethyl)-5-(4-methoxyphenyl)pyridin-2(1*H*)-one;  
1-(4-Chlorobenzyl)-4-(2-methoxyethyl)-5-(4-methoxyphenyl)pyridin-2(1*H*)-one;  
1-(4-Chlorobenzyl)-3-chloro-5-phenylpyridin-2(1*H*)-one;  
1-(4-Chloro-2-fluorobenzyl)-3-methoxy-5-(4-methoxyphenyl)pyridin-2(1*H*)-one;  
5-(2-Methoxybenzyl)-1-(4-chloro-2-fluorobenzyl)pyridin-2(1*H*)-one;

*N*-(3-(1-(4-Chlorobenzyl)-5-chloro-6-oxo-1,6-dihydropyridin-3-yl)phenyl)acetamide;

5-(4-Methoxyphenethylamino)-2-propylisoquinolin-1(2H)-one;

5-(4-Hydroxyphenethylamino)-2-propylisoquinolin-1(2H)-one;

1-Isobutyl-2-oxo-4-(thiophen-2-yl)-1,2-dihydropyridine-3-carbonitrile;

1-(Cyclohexylmethyl)-2-oxo-4-(thiophen-2-yl)-1,2-dihydropyridine-3-carbonitrile;

2-Oxo-4-(thiophen-2-yl)-1-((6-(trifluoromethyl)pyridin-3-yl)methyl)-1,2-dihydropyridine-3-carbonitrile;

5-(4-Methoxyphenyl)-1-((6-(4-methoxyphenyl)pyridin-3-yl)methyl)pyridin-2(1*H*)-one;

1-((6-Ethynylpyridin-3-yl)methyl)-5-(4-methoxyphenyl)pyridin-2(1*H*)-one;

1-((6-Ethylpyridin-3-yl)methyl)-5-(4-methoxyphenyl)pyridin-2(1*H*)-one;

2-Oxo-1-(pentan-2-yl)-4-(thiophen-2-yl)-1,2-dihydropyridine-3-carbonitrile;

5-(4-Methoxyphenyl)-1-((2-methylthiazol-5-yl)methyl)pyridin-2(1*H*)-one;

5-(4-Methoxyphenyl)-1-((5-methylpyrazin-2-yl)methyl)pyridin-2(1*H*)-one;

5-(Phenoxymethyl)-1-((6-(trifluoromethyl)pyridin-3-yl)methyl)pyridin-2(1*H*)-one;

mixture of isomers of 1-(4-chloro-2-fluorobenzyl)-5-(4-((2-methyl-2H-tetrazol-5-yl)methoxy)phenyl)pyridin-2(1*H*)-one;

1-(4-Chlorobenzyl)-3-chloro-5-(4-methoxyphenyl)pyridin-2(1*H*)-one;

*N*-(3-(5-Chloro-1-isopentyl-6-oxo-1,6-dihydropyridin-3-yl)phenyl)methanesulfonamide;

1-(4-Chlorobenzyl)-5-(4-fluorophenyl)pyridin-2(1*H*)-one;

5-(4-Methoxyphenyl)-1-(pentan-2-yl)pyridin-2(1*H*)-one;

5-(4-Methoxyphenyl)-1-((4-methylcyclohexyl)methyl)pyridin-2(1*H*)-one;

1-Isopentyl-2-oxo-4-phenyl-1,2-dihydropyridine-3-carbonitrile;

4-(Benzo[d][1,3]dioxol-5-yl)-1-isopentyl-2-oxo-1,2-dihydropyridine-3-carbonitrile;

1-(4-Ethoxybenzyl)-5-(4-methoxyphenyl)pyridin-2(1*H*)-one;

1-Isopentyl-5-(4-methoxyphenyl)pyrimidin-2(1*H*)-one;

1-Isopentyl-5-((4-methoxyphenoxy)methyl)pyridin-2(1*H*)-one;

1-(4-Chloro-2-fluorobenzyl)-5-((3-methoxyphenoxy)methyl)pyridin-2(1*H*)-one;

1-(4-Chlorobenzyl)-5-(2-fluoro-4-methoxyphenyl)pyridin-2(1*H*)-one;

1-(4-Chlorobenzyl)-5-(2-methoxypyrimidin-5-yl)pyridin-2(1*H*)-one;

2-Oxo-1-propyl-4-(thiophen-2-yl)-1,2-dihydropyridine-3-carbonitrile;

1-Butyl-2-oxo-4-(thiophen-2-yl)-1,2-dihydropyridine-3-carbonitrile;

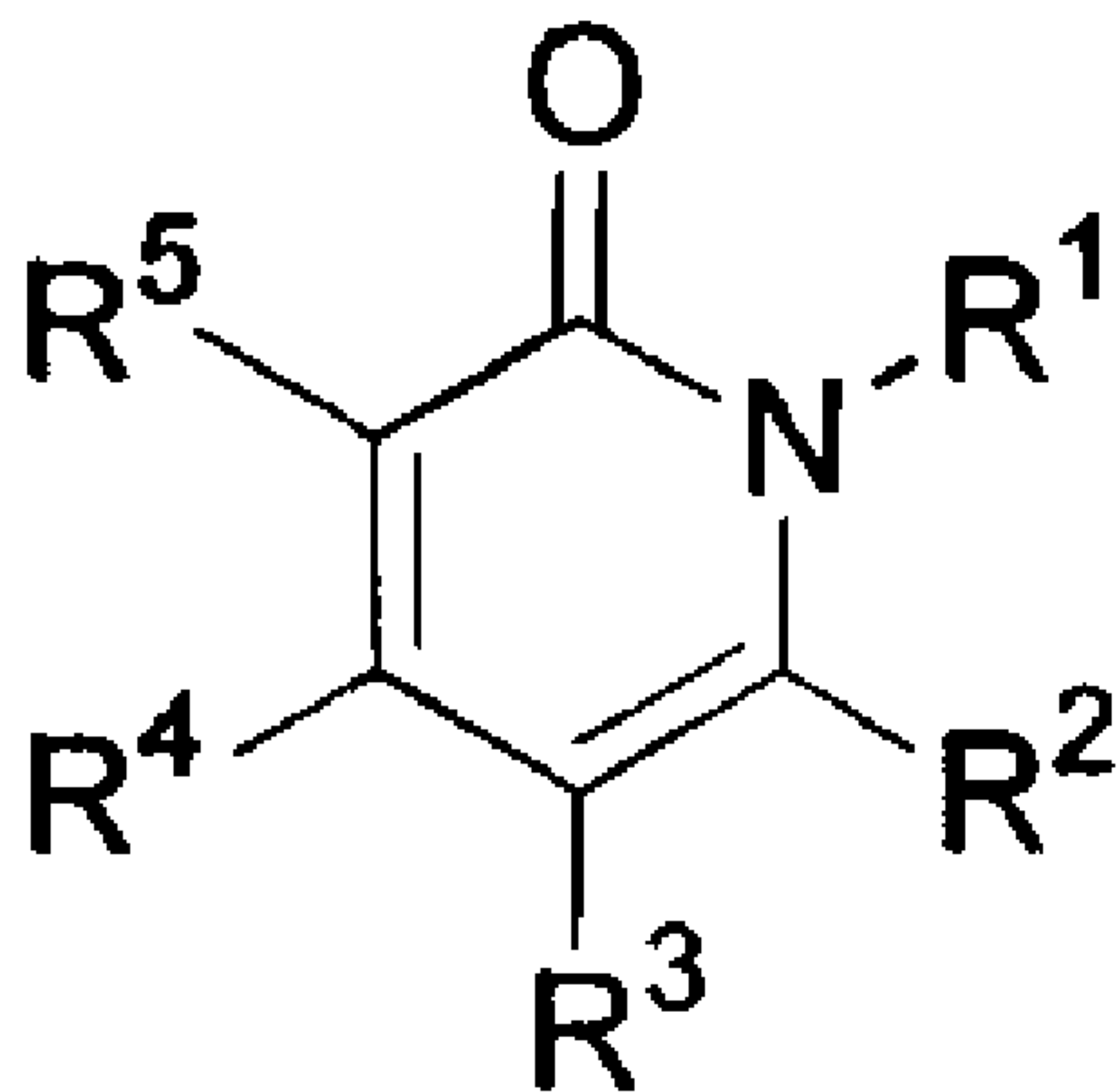
1-(2-Methylbutyl)-2-oxo-4-phenyl-1,2-dihydropyridine-3-carbonitrile;



1-(4-Chlorobenzyl)-2-oxo-4-(thiophen-2-yl)-1,2-dihydropyridine-3-carbonitrile;  
6-Chloro-1-isopentylquinolin-2(*1H*)-one;  
4-(4-Methoxyphenethyl)-2-propylisoquinolin-1(2H)-one; and  
5-(4-Methoxyphenethoxy)-2-propylisoquinolin-1(2H)-one.

22. A compound according to claims 20 or 21, which exists as optical isomers, wherein said compound is either the racemic mixture or the individual optical isomer.
23. A pharmaceutical composition comprising a compound according to claim 20 or 21  
5 and a pharmaceutically acceptable carrier and/or excipient.





(I)